



**Appendix B. Photograph of the test connection diagram**




Normal temperature test scenario



Test scenario-2



Test scenario-3




Temperature change test-1




Temperature change test-2



Temperature change test-3



Radiated spurious emissions—Below 1GHz



Radiated spurious emissions—Above 1GHz