


APPENDIX A. PHOTOGRAPH OF THE TEST CONNECTION DIAGRAM



Normal temperature test scenario



Test scenario-2



Test scenario-3



Temperature change test-1




Temperature change test-2




Temperature change test-3



Temperature change test-4



Radiated spurious emissions—Below 1GHz



Radiated spurious emissions—Above 1GHz

----- The following blanks -----