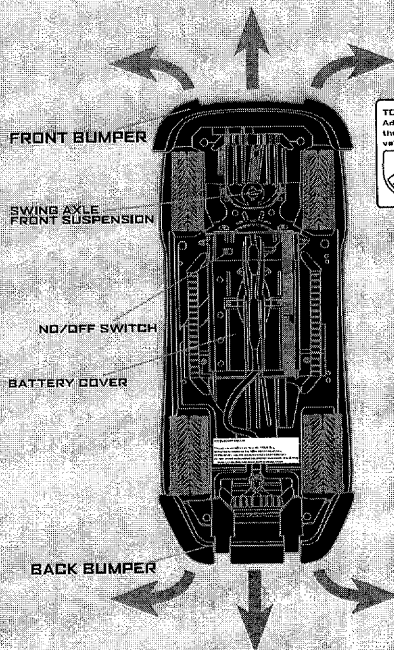



No 34300

30 JUL 2003

## VEHICLE



**TO ADJUST STEERING ALIGNMENT**  
Adjust the steering alignment lever on the underside of the vehicle when the vehicle doesn't run straight forward.



## TRANSMITTER



*Label location*




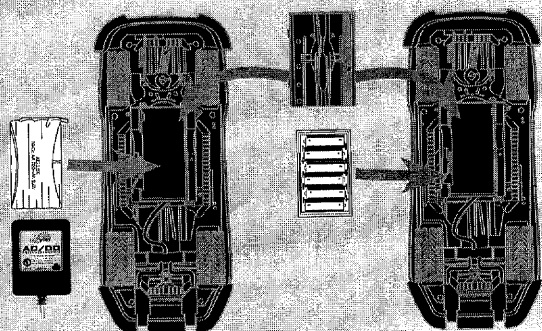
This device complies with FCC ID: XXXJT49TX80000. Operation is subject to the following conditions: (1) This device may not cause harmful interference, and (2) this device must accept any interference received, including interference from authorized digital devices.

9 VOLTS BATTERY REPLACED PROCESSING

## CHARGER & BATTERY

BATTERY (POWER PACK 8.8 VOLTS)

CHASSIS COVER FOR SMOOTH INSTALLATION AND BATTERY CHANGE



### \*HOW TO OPERATE

- 1 Turn "ON" the vehicle
- 2 Operate the vehicle with transmitter
- 3 Turn "OFF" the vehicle after operation
- 4 Remove all the batteries both from the vehicle and the transmitter

"NOTE: The manufacturer is not responsible for any radio or TV interference caused by unauthorized modifications to this equipment. Such modifications could void the User's authority to operate the equipment."