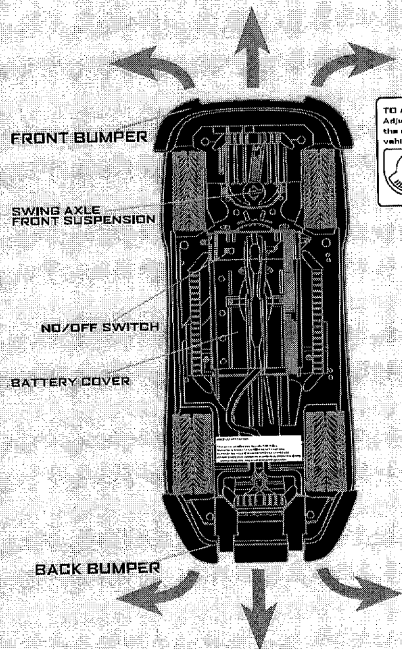



# VEHICLE



**TO ADJUST STEERING ALIGNMENT**  
Adjust the steering alignment lever on the underside of the vehicle when the vehicle doesn't run straight forward.




Steering alignment lever.

# TRANSMITTER

## Label Location



FCC ID: XXXJT27TX80000



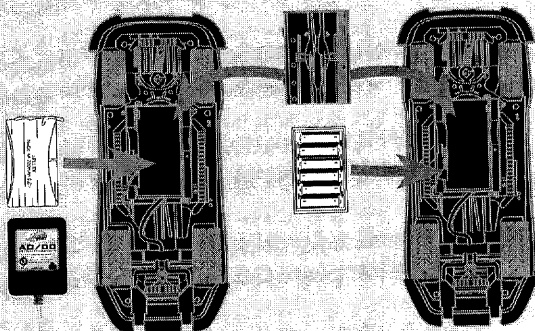
## Label Location

This device is certified to Part 15 of the FCC Rules. It may operate without user intervention. However, if you make any unauthorized changes to this device, you may be required to stop using it.


# CHARGER & BATTERY

BATTERY (POWER PACK 8.8 VOLTS)

CHASSIS COVER FOR SMOOTH INSTALLATION AND BATTERY CHANGE



9 VOLTS BATTERY REPLACED PROCESSING



## \*HOW TO OPERATE

- ① Turn "ON" the vehicle
- ② Operate the vehicle with transmitter
- ③ Turn "OFF" the vehicle after operation
- ④ Remove all the batteries both from the vehicle and the transmitter

"NOTE: The manufacturer is not responsible for any radio or TV interference caused by unauthorized modifications to this equipment. Such modifications could void the User's authority to operate the equipment."