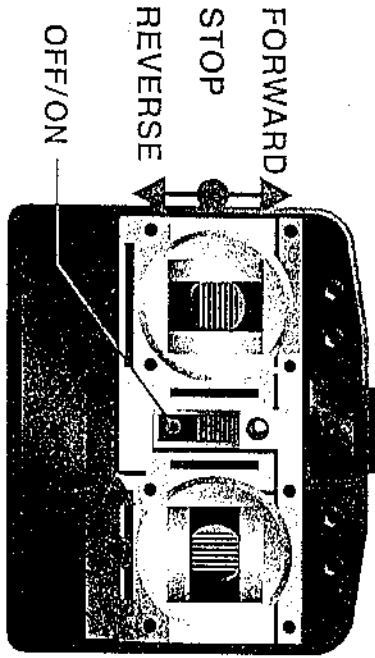
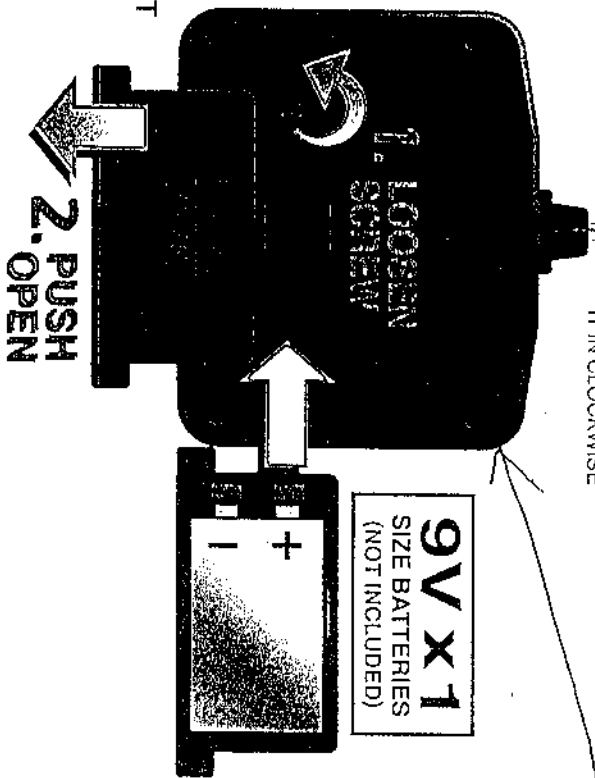


HOW TO OPERATE



LEFT / STRAIGHT / RIGHT



PLACE THE TRANSMITTER ANTENNA INTO THE ANTENNA HOLDER TO SCREW IT IN CLOCKWISE

THE PLACE OF FCC ID LABEL.

WHEEL ALIGNMENT


RIGHT ◀ ▶ LEFT

BATTERY INSTALLATION

ON/OFF

ON/OFF

PUSH OPEN



4X AA
SIZE BATTERIES
(NOT INCLUDED)

