

Table of contents 1

Legal notices	2	Surf & fun	18
Safety precautions	4	Fast access key	18
Overview of the phone	9	Customer Care	19
Getting started	10	Product data	20
Switch on/off, PIN entry	11	Care and maintenance	21
Security	11	SAR	22
Making a phone call	12	U.S. FDA	23
Phonebook	13	FCC/Industry Canada Notice	27
Messages (SMS)	14	Ten Driving Safety Tips	28
Setup	15	Intellectual property	30
Alarm clock	17	End user license agreement	31
Ring tones	17		

Legal notices

The mobile phone described in this guide is approved for use on the GSM and GPRS networks operating on the GSM 850, 1800 (DCS/PCN) and 1900 (PCS) bands. It is approved for use in the country where it was originally sold and may be approved for use in other countries.

© 2005 Siemens Information and Communication Mobile, LLC.
All rights reserved.

Siemens and the A76 model phone are trademarks or registered trademarks of Siemens AG and/or its affiliates in the United States and/or other countries. T9® is a registered trademark of America Online, Inc. in the United States. Java and all Java-based trademarks and logos are trademarks or registered trademarks of Sun Microsystems, Inc. in the U.S and other countries. The names of actual companies and products mentioned herein may be the trademarks of their respective owners.

Disclaimer

The information contained in the User Guide is written for the A76 phone. Siemens reserves the right to make changes and improvements to the products and any of the features of the products described in this document without prior notice. The contents of the user guide are provided "AS IS". Except as required by applicable law, no warranties of any kind, either express or implied, including, but not limited to, the implied warranties of merchantability and fitness for a particular purpose, are made in relation to the accuracy, reliability or contents of this document. Siemens reserves the right to revise the user guide or withdraw it at any time without prior notice. Under no circumstances shall Siemens be responsible for any loss of data or income or any special, incidental, consequential or indirect damages howsoever caused.

Export Information

The mobile phone may be subject to export regulation of the United States and other countries. Diversion contrary to law is prohibited. You must comply with all applicable export laws, restrictions and regulations of the United States foreign agencies or authorities, and may not export, or transfer for the purpose of re-export, the mobile phone or any part of the phone in violation of any applicable restrictions, laws or regulations, or without all necessary approvals.

Network Services

A number of features included in this guide are called Network Services. They are special services provided by wireless service providers. In order to use any of these Network Services, you must subscribe to these service(s) from your service provider and obtain instructions for their use. Some of these Network Services may not be available when roaming on a network other than your home network.

Standby and Talk Time Information

The mobile phone incorporates features that are new to the mobile phone world. These may include color displays and lighting, graphic games, music reproduction and browsing the Internet. The way you use the display and the features will affect the performance of the battery and how long it lasts between charge cycles. The quoted standby times and talk times show the minimum and maximum performance that can be expected from the

battery under normal network conditions and with the default settings as set by the factory. However, playing games (particularly with the backlight continuously switched on) and listening to music will shorten the time available for standby and to make and receive telephone calls. Operation times also vary depending on network conditions, SIM settings, charging and battery condition, how you use your phone and other factors.

Memory

The mobile phone contains an internal memory device that stores the software required to operate the mobile phone, communicate with the GSM/GPRS network and provide the user interface. Some features in the internal memory run additional devices and some additional games and utilities. The amount of memory available in the mobile phone is finite and may be insufficient to store large numbers of applications and files.

Warning!

Remember to back up your data and to do so frequently. Always back up all data and programs before sending the mobile phone in for repair.

Safety precautions

Information for parents

Please read the operating instructions and safety precautions carefully before use.

Explain the content and the hazards associated with using the phone to your children.



Remember to comply with legal requirements and local restrictions when using the phone. For example in aeroplanes, petrol stations, hospitals or while driving.



Mobile phones can interfere with the functioning of medical devices such as hearing aids or pacemakers. Keep at least 20 cm/9 inches between phone and pacemaker. When using the mobile phone hold it to the ear which is further away from the pacemaker. For more information consult your doctor.



The ringtones, message tones and handsfree talking are reproduced through the loudspeaker. Do not hold the phone to your ear when it rings or when you have switched on the handsfree function. Otherwise you risk serious permanent damage to your hearing.



Only use original Siemens batteries (100 % mercury-free) and – charging devices. Otherwise you risk serious damage to health and property. The battery could explode, for instance.



Small parts such as the SIM card, sealing stop, lens ring and lens cap can be dismantled and swallowed by small children. The phone must therefore be stored out of the reach of small children.



The mains voltage specified on the power supply unit (V) must not be exceeded. Otherwise the charging device may be destroyed.

The power supply must be plugged into an easily accessible AC mains power socket when charging the battery. The only way to turn off the charging device after charging the battery is to unplug it.



Do not use a handheld while driving.



Do not place the phone near to electromagnetic data carriers such as credit cards and floppy disks. Information stored on them could be lost.



You may only open the phone to replace the battery (100 % mercury-free) or SIM card. You must not open the battery under any circumstances. All other changes to this device are strictly prohibited and will invalidate the guarantee.

Safety precautions

5

Important:

Please dispose of unwanted batteries and phones as permitted by the laws in your country.



The phone may cause interference in the vicinity of TV sets, radios and PCs.



Use only Siemens original accessories. This will avoid potential risks to health or property and ensure compliance with all relevant regulations.

Improper use will invalidate the guarantee!
These safety instructions also apply to Siemens original accessories.

Product attributes are subject to changes in technology, design and availability. Siemens reserves the right to modify products without prior notice.

This cellular phone offers a range of functions, it can be used in positions other than the head, such as on the body. In this case, separation distance of **Y.y** cm is required. When a carry case, belt clip or holder is used for body-worn operation, it should not contain metal and should position the device the above-stated distance from your body.

Important

Read this information before using your wireless handheld phone.

As this mobile phone is equipped with a fixed (non-retractable) antenna, some paragraphs in the text below may not be applicable.

Antenna care

Use only the supplied or an approved replacement antenna. Unauthorized antennas, modifications, or attachments could damage the phone and may violate FCC regulations.

Phone operation**Normal position**

Hold the phone as you would any other telephone with the antenna pointed up and over your shoulder.

Tips on efficient operation

For your phone to operate most efficiently:

- Extend your antenna fully (if applicable).
- Do not touch the antenna unnecessarily when the phone is in use. Contact with the antenna affects call quality and may cause the phone to operate at a higher power level than otherwise needed.

Driving

Laws pertaining to the use of mobile phones while driving vary significantly from state to state and sometimes even from locality to locality within states. For example, some areas may allow persons to use their mobile phones only if they employ a hands-free device, and some areas may prohibit the use of cell phones entirely. Accordingly, Siemens recommends that persons check the laws for the areas in which they drive or will be driving. For areas where the use of mobile phones while driving is permitted, Siemens encourages persons to use their

phones responsibly and to employ hands-free devices. Also, if using your phone while driving, please:

- Give full attention to driving – driving safely is your first responsibility;
- Use hands-free operation, if available;
- Pull off the road and park before making or answering a call, if driving conditions so require.

For vehicles equipped with air bags

An air bag inflates with great force. DO NOT place objects, including either installed or portable wireless equipment, in the area over the air bag or in the air bag deployment area. If in-vehicle wireless equipment is improperly installed and the air bag inflates, serious injury could result.

Electronic devices

Most modern electronic equipment is shielded from radio frequency (RF) signals. However, certain electronic equipment may not be shielded against the RF signals from your wireless phone.

Pacemakers

The Health Industry Manufacturers' Association recommends that a minimum separation of six inches (6") be maintained between a handheld wireless phone and a pacemaker to avoid potential interference with the pacemaker. These recommendations are consistent with the independent research by and recommendations of Wireless Technology Research.

Persons with pacemakers

- should ALWAYS keep the phone more than six inches from their pacemaker when the phone is turned ON;
- should not carry the phone in a breast pocket;
- should use the ear opposite the pacemaker to minimize the potential for interference;

- should turn the phone OFF immediately if there is any reason to suspect that interference is taking place.

Hearing aids

Some digital wireless phones may interfere with some hearing aids. In the event of such interference, you may want to consult your service provider or your hearing aid manufacturer to discuss alternatives.

Other medical devices

If you use any other personal medical devices, consult the manufacturers of your devices to determine if they are adequately shielded from external RF energy. Your physician may be able to assist you in obtaining this information.

Turn your phone OFF in health care facilities when any regulations posted in these areas instruct you to do so. Hospitals or health care facilities may be using equipment that could be sensitive to external RF energy.

Vehicles

RF signals may affect improperly installed or inadequately shielded electronic systems in motor vehicles. Check with the manufacturer or its representative regarding your vehicle. You should also consult the manufacturer of any equipment that has been added to your vehicle.

Posted facilities

Turn your phone OFF in any facility where posted notices so require.

Airplanes

FCC and Airline Regulations prohibit using your phone while in the air. Turn your phone OFF when requested by the airline. Check and comply with the policy of your airline regarding the use of your phone while the airplane is on the ground.

Safety precautions

7

Blasting areas


To avoid interfering with blasting operations, turn your phone OFF when in a "blasting area" or in areas posted: "Turn off two-way radio." Obey all signs and instructions.

Potentially explosive atmospheres

Turn your phone OFF when in any area with a potentially explosive atmosphere and obey all signs and instructions. Sparks in such areas could cause an explosion or fire resulting in bodily injury or even death.

Areas with a potentially explosive atmosphere are often but not always clearly marked. They include: fueling areas such as gasoline stations; below deck on boats; fuel or chemical transfer or storage facilities; vehicles using liquefied petroleum gas (such as propane or butane); areas where the air contains chemicals or particles, such as grain, dust or metal powders; and any other area where you would normally be advised to turn off your vehicle engine.

Emergency calls (SOS)

Your wireless phone can be used to make emergency calls. You can make an emergency call from the main display screen. Enter the local emergency number such as 911 and then press the  key.

This phone, like any wireless phone, operates using radio signals, wireless and landline networks, and user-programmed functions. Because of this, connections in all conditions cannot be guaranteed. Therefore, you should never rely solely on any wireless phone for essential communications (for example, medical emergencies). Remember – to make or receive any calls, the phone must be switched on and be used in a service area that has adequate signal strength. Emergency calls might not be possible on all wireless phone networks or when certain

network services or phone features are in use. Check with local service providers regarding their network features.

Always make certain that your phone is properly charged before attempting any emergency calls. If you allow your battery to discharge, you will be unable to receive or make calls, including emergency calls. You must then wait a few minutes after the charging begins to place any emergency calls.

When making an emergency call, remember to give all of the necessary information as accurately as possible. Remember that your wireless phone might be the only means of communication at the scene of an accident, therefore you should not terminate the call until given permission to do so.

Batteries and Chargers

Only use original Siemens batteries (100% mercury-free) and charging devices. Use of non-Siemens batteries and/or charging devices may cause explosion resulting in serious injury and/or property damage. Use original Siemens accessories in order to avoid possible injury and property damage and to ensure compliance with applicable laws and regulations. Improper use invalidates the warranty.

Battery safety precautions

To reduce the risk of fire, injury or electric shock, and to properly dispose of batteries, please read and understand the following instructions. CONTAINS LITHIUM-ION OR NICKEL-METAL HYDRIDE BATTERY. BATTERY MUST BE RECYCLED OR DISPOSED OF PROPERLY. DO NOT DISPOSE IN MUNICIPAL WASTE.

1. Only use the batteries specified for use with this mobile phone.
2. Do not use batteries of different sizes or from different manufacturers in this mobile phone.

8 Safety precautions

3. Do not dispose of the battery in a fire; it may explode. Dispose of used batteries and phones in accordance with applicable laws and safety regulations. Do not expose battery to water. Check with local codes for special disposal instructions.
4. Do not open or mutilate the battery. Doing so may cause damage to the eyes or skin.
5. Exercise care in handling the battery in order not to short the battery with conducting materials such as rings, bracelets, and keys. The battery or conducting material may overheat and cause burns or fire.
6. Charge the battery provided with, or identified for use with, this product only in accordance with the instructions and limitations specified in the User's Guide. Do not attempt to charge the battery by any means other than those specified in the User's Guide.

Overview of the phone

① Display indicators

Signal strength/GPRS/battery level.

② Soft keys

Press the soft key to call up the function that is displayed as **Text** or icon on the grey fields above the key.

③ Call key

Dial displayed phone number or name, accept calls. In standby mode: Display the last calls.

④ On/Off/End key

- Switched off: **press and hold** to switch on.
- During a conversation or in an application: press **briefly** to finish.
- In menus: press **briefly** to go back a level. **Press and hold** to return to standby mode.
- In standby mode: **press and hold** to switch off phone.

⑤ Navi-key

In lists and menus:

- Scroll up and down.
- Function call.
- Back a menu level.

During a call:

- Open call menu.

In standby mode:

- Open Phonebook.
- Open menu.
- GPRS info.

⑥ * Press and hold

- In standby mode: switch on/off all signal tones (except alarm).
- For incoming calls: only switch off ring tones.

⑦ # Press and hold

In standby mode: switch key lock on/off.

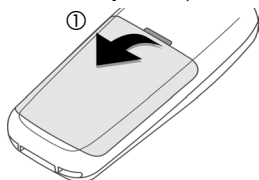


Getting started

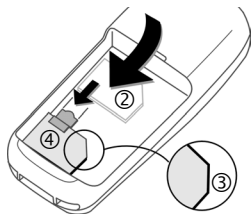
Using the SIM card/battery

Your phone's display is delivered with a protective film. **Remove this film before getting started.** The service provider supplies you with a SIM card on which all the important data for your account is stored. If the SIM card is credit card-sized, snap out the smaller segment and trim any rough edges.

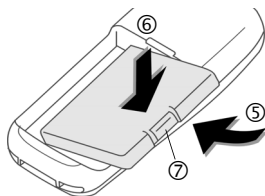
Remove the battery cover upwards ①.



Insert SIM card ② and push it fully into the locating slot (make sure the angled corner is in the correct position ③). Then push the retaining catch over the top of the SIM card ④.

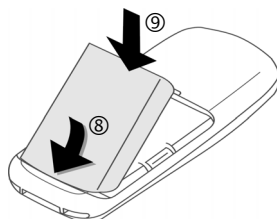


Insert the battery sideways into the phone ⑤, then press downwards ⑥ until it engages.



To remove, press the retaining tab ⑦ then lift the battery out.

Insert the battery cover by the tabs at the bottom ⑧, then press downwards ⑨, until it engages.

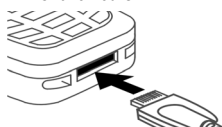


Always switch off phone before removing the battery!

Only 3V SIM cards are supported. Please contact your service provider if you have an older card.

Charging the battery

The battery is not supplied fully charged. Plug the charger cable into the bottom of the phone, plug the power supply unit into a mains power socket and charge for at least **two hours**.




Charging time

The charging time is 2 hours. Charging is only possible within a temperature range of +5°C to +40°C (+41°F to +104°F). If the temperature rises/falls 5°C above/below this, i.e. drops to 32°F or rises to 113°F, the charge symbol flashes a warning.

Switch on/off, PIN entry

Switch on/off

Press and hold On/Off/End key  to switch on or off.


Enter PIN

The SIM card can be protected with a 4 - 8 digit PIN. Enter the PIN code using the number keys (the display shows a series of asterisks, if you make a mistake press **Clear**). Confirm your input with **OK**. Logging on to the network will take a few seconds.

First time switching on phone, the time and date must be set.

Standby mode

When the name of the service provider/logo appears on the display, the phone is in **standby mode** and **ready for use**.

Press and hold the On/Off/End key  to return to standby mode from any menu option.

Security

The phone and SIM card are protected against misuse by several security codes. Keep these confidential numbers in a safe place where you can access them again if required.

Menu →  → **Security**
→ **Codes** → Select a function.

PIN control

The PIN is usually requested each time the phone is switched on. You can deactivate this feature but you risk unauthorised use of the phone. Some service providers do not permit deactivation of the control.

Change PIN

You can change the PIN to any 4 - 8 digit number you may find easier to remember.

Change PIN2

(Displayed only if PIN2 is available.)
Proceed as with **Change PIN**.

Change phonocode

You define and enter the phone code (4 - 8 digits) when calling a phone code protected function (e.g. Direct call, p. 13) for the first time. It is then valid for all protected functions. If it is entered incorrectly three times the phone is locked. Contact the Siemens Service.

Clear SIM card barring

If the PIN is entered incorrectly three times, the SIM card is barred. Enter the PUK (MASTER PIN) provided by your service provider with the SIM card. If the PUK (MASTER PIN) has been lost, please contact your service provider.

Prevent accidental activation


Even if PIN use is deactivated confirmation is required to switch on the phone. This prevents accidental activation of the phone, e.g. when you are

carrying it in a bag or when you are travelling in an aircraft.

After pressing and **holding** the On/Off/End key  select **OK** to switch on the phone or abort the operation with any key except **OK**.

Making a phone call



Dialling with number keys

The phone must be switched on (standby mode). Enter the number (always with prefix, if necessary with the international dialling code). Press **Clear** to clear the last digit, press and **hold** to clear the entire phone number. To dial press the  key.




End call

Press the End key  **briefly**. Press this key even if the person on the other end of the line has hung up first.


Set volume

Use the scroll key  to start adjusting the volume during conversation. Set volume with .


Redial previous numbers

To redial the phone number last called, press the Call key  **twice**. To redial other numbers that were dialled previously, pick out the required phone number from the list with , then press  to dial.

When a number is busy

For automatically dialling the phone number for up to 15 minutes at increasing intervals, press **Auto dial**. For phone ringing when the busy number is free, press **Call back** (). Press **Prompt** and a beep will remind you to redial the displayed phone number after 15 minutes.

Accept call




The phone must be switched on (standby mode). An incoming call will interrupt any other use of the phone. Press **Answer** or .

If the phone number has been transmitted by the network, it is displayed. If the number and the name are stored in the Phonebook, the corresponding name is displayed instead. If set, an animation can be displayed instead of the bell icon.

Reject call

Reject or  press **briefly**.

Swapping between 2 calls


Make a new connection during a call with  **menu** → **Hold** →  (dial new phone number, also from Phonebook: ). With **Swap** you can swap back and forth between both calls.

Additional costs will be incurred for the 2nd phone connection.

Multi Party

Make a new connection during a call with  **menu** → **Hold** →  (dial a new phone number).

With  **menu** → **Multi Party** you can join the held call. Repeat this procedure until all participants are linked together (up to 5 participants).

All calls in the conference are ended simultaneously when the End key  is pressed.

Additional costs will be incurred for every additional phone connection.

Speakerphone

You can put the phone down during a call. You can then hear the caller via the loudspeaker. Press **Speaker**, and **Yes** to activate handsfree function. Press **Speaker**, to switch off. **Warning!** Please make sure you have accepted the call before holding the phone to your ear. This will prevent a loud ring tone from damaging your hearing!

Call menu

Several functions are only available during a call:

menu → Select a function.

Direct call

The phone can be locked, so it's only possible to dial a defined number.

Switch on

→ → Security → Direct call

Press **Select** and enter phone code. When first prompted you define and enter the phone code (4–8 digits). **Please do not forget this code!** Confirm input with **OK** and press **Change**. Select phone number from the Phonebook or enter a new one. With **OK** confirm ON.

Use

Press and **hold** the **right** soft key to dial.

Switch off

Press and **hold** **#** and enter phone code. Confirm input with **OK** and press **Change**. With **OK** confirm OFF.

Phonebook

<New entry>

Open Phonebook (in standby mode)

select <New entry> → **Select**
→ Activate input fields.

Number: Always enter phone number with an area dialling code.

Name: Enter first name or surname.

Group: Organise entries in groups, select with **Change**.

Location: Select location: **SIM** (SIM card), **Mobile** (phone memory) or **Protected SIM** (special SIM card).

Record no.: This is automatically assigned to the entry. Change with **Change**.

Press **Save** to store the new entry.

Text entry

Press number key repeatedly until the required letter appears. The cursor advances after a short delay. Example:

2 Press **once** for **a**, **twice** for **b** etc. Press and **hold** to write the number.

Ä, ä, 1–9 Umlauts and numbers are displayed after the relevant letters.

Clear Press **briefly** to delete the letter before the cursor, press and **hold** to delete the whole word.

Move the cursor (forwards/back).

Press **briefly**: Switch between: abc, Abc, ABC, ^{T9}abc, ^{T9}Abc, ^{T9}ABC, 123. Status indicator in the top line of the display. Press and **hold**: All input modes are displayed.

***** Press **briefly**: Select special characters. Press and **hold**: Open input menu.

0 Press **once/repeatedly**: ., ? ! " ' " 0 - () @ / : _ ~ &
Press and **hold**: Writes 0.

1 Writes blank. Press **twice** = skip line.

Call/search for an entry

Open Phonebook , select name by typing first letter or scroll and dial with .

Call with record no.

A record number is automatically assigned to every new entry in the Phonebook.

Enter record number (in standby mode) → **#** →

Edit entry

→ Select entry → **Options** → Edit
→ (select required input field)

→ Make changes → **Save**

Assign picture

If a picture is assigned to an entry, this picture is displayed for the appropriate call.

↓ → select entry → **Options** → **Picture**
 ↓ → select picture → **Open** → **Select**

Groups

If there are many Phonebook entries it is best to assign them to a group, e.g.: Family, Friends, VIP, Others, No group

A special ring tone can sound and/or a symbol can be displayed if the phone number of a call is registered in a group.

Select a group

↓ Open Phonebook in standby mode
 → <Groups> → ↓ select a group
 → **Select**

All entries of the selected group are displayed.

Change group assignment

You can assign a Phonebook entry to a group when you enter it.

↓ Open Phonebook → ↓ Select entry
 → **Edit** → ↓ (scroll to group)
 → **Change** → Select a new group
 → **Save**

Group call tones

You can assign different ringtones to groups.

Menu → **A** → Group calls
 → ↓ Select a group → **Select**
 → ↓ Select ring tone → **Select**

Messages (SMS)

Read messages

A new message is indicated on the display with . Press the left soft key to read the message. Scroll through the message line by line with ↓.

Reply Functions for a direct reply.

Inbox/Draft/Send/Unsent/

SMS archive

Menu → → Select a function.

The list of saved messages is shown.

Compose a message

Menu → → **New SMS** → Write text
 → / (enter phone number or select from Phonebook) → **OK**

The SMS is sent to the service centre for transmission.

SMS to group

Write text → **Options** → **Send** → **Group**
 select group members and send SMS.

Picture&Sound

Insert pictures/sounds in the message text.

Write text → **Options** → **Picture&Sound**
 → ↓ Select picture/sound. The picture/sound is inserted in the SMS.

Text menu

Options Open the text menu.

Write text fragments

Menu → → **Predef. texts**
 → **Options** → <New entry>
 → (write textfragment) → **Save**

Use text fragments

(write message text) → **Options**
 → **Predef. texts** → ↓ (select text fragment from the list) → **Select**

The text fragment is inserted into the text to the left of the cursor.

Text entry with T9

T9 deduces the correct word from the individual key entries by making comparisons with an extensive dictionary. Write a word and finish it without looking at the display. Simply press the keys where the relevant letter is located once. If several options are found in the dictionary the most probably is displayed first. For further options please press the right softkey.

T9® Text Input is licensed under one or more of the following:
 U.S. Pat. Nos. 5,818,437, 5,953,541, 5,187,480, 5,945,928 and 6,011,554;
 Canadian Pat. No. 1,331,057;
 United Kingdom Pat. No. 2238414B;
 Hong Kong Standard Pat. No. HK0940329;
 Republic of Singapore Pat. No. 51383;
 Euro.Pat. No. 0 842 463 (96927260.8)
 DE/DK, FI, FR, IT, NL, PT, ES, SE, GB;
 and additional patents are pending worldwide.

Setup

Menu → → Select a function.

Profiles

Three profiles are standard with default settings, they can be changed however: Normal envl., Quiet environ., Noisy environ., Car Kit (only with an original Siemens handsfree Car kit), Headset (only with an original Siemens headset).

You can set two personal profiles (<No Title>).

The special profile **Aircraft mode** cannot be changed.

Activate

Select default profile or personal profile: → **Activate**.

Change setting

Select profile → **Options**
 → Change sett.

The list of available functions is displayed.

Aircraft mode

The phone will automatically switch off if you select this profile. Even the alarm tone is deactivated. An alarm is only shown on the display. It is not possible to modify this profile.

The next time you switch on the phone the default profile will be activated.

Display

Language

Set the language of the display text. "Automatic" will set the language of your home service provider. Reset to this language in standby status:

*#0000#

Menu →  → Select a function.

Screensaver

The screensaver shows a picture on the display as soon as a period that can be set by you has elapsed. The function is ended by an incoming call or by pressing any key.

Call setup

Hide ID




When switched off, the display of the calling party shows your phone number (dependent on service provider). To suppress this display, you can activate the "Hide ID" mode.

Call waiting



If you are registered for this service, you can check whether it is set and you can activate/deactivate it with **Call waiting**.

Any to answer

Incoming calls can be accepted by pressing any key (except for ).

Minute beep

During the call, you will hear a beep after each minute as a reminder of the time elapsed. The receipt does not hear the beep.

Call Forward

You can set the conditions for which calls are diverted to your mailbox or other numbers.

Set up call divert (example)

All calls



All calls are diverted.  is shown in the top line of the display in standby mode.

Unanswered calls



Includes **Unanswered**, **Not reachable**, **No reply**, **Busy**.

Select → **Set** →  (Enter the phone number to which the call should be diverted) → **OK**

After a short pause, the setting is confirmed by the network.

Status check

After a short pause the current information is shown.



Condition set.



Not set.



Display, if status is unknown (e.g. on a new SIM card).

Clear all

All set diversions are cleared.



Clock

Security

Direct call

Only **one** phone number can be dialled. Press and hold the right soft key.

This SIM only



Your phone is prevented from being used with a **different** SIM card.

Only



Restrict calls to SIM-protected numbers in the Phonebook.

Last 10 only

Limit calls to call list of "dialled numbers".

Codes (see p. 11)

Barrings



Network barring restricts the use of your SIM card.

All outgoing: All outgoing calls except emergency numbers are barred.

Outgoing int.: Only national calls can be made.

Out.int.x home: International calls are not permitted, except for calls to your home country.

All incoming calls: The phone is blocked from receiving all incoming calls.

When roaming: You do not receive any calls outside your home network.

Status check: Query the status of your barrings.

Clear all: Clear all barrings. Password protected!


Phone identity

The phone identity number (IMEI) is displayed.

Factory settings

The phone is reset to the default values (does not apply to SIM card and network settings).

Alternative input in standby mode:

* # 9 9 9 9 # 

Network

Menu →  → Network

→ Select a function.

Line



Two independent phone numbers have to be registered.

Network info

The list of GSM networks currently available is displayed.

Auto network

If activated, the next network is dialled in the order of your "preferred networks".

Choose network

The network search is restarted.

Preferred network

Set the service providers you prefer when you leave your home network.

Fast search

Speed up network reconnection.

Alarm clock

Menu → 

The alarm will ring at the time set by you, even when the phone is switched off.

On/Off Activate/deactivate the alarm.

Setting

Set time for alarm call (hh:mm), then **OK**.

Ring tones

Menu →  → Select a function.

Set the tones to match your needs.

Ringer setting


Activate/deactivate the ring tone or reduce it to a short beep.

Vibrating alert

Activate/deactivate the silent alert (functions in addition to ringer).

Volume

Set the same volume for all ring tones.

 Set volume.

OK Confirm.

Calls, Group calls, Other calls:, Alarm clock, Messages

The ring tones for the stated types of call/functions can be set separately.

More tones...

Call screening



Only calls from numbers that are in the Phonebook or in a predefined group are signalled audibly or by silent alert. Other calls are only displayed.

Key tones

Set acoustic key acknowledgment:
Click or Tone or Silent

Minute beep

During the call, you will hear a beep once a minute as a reminder.

Info tones

Set service and alarm tones.

Surf & fun

Menu →  → Select a function.

Homepage

A connection is established with the Internet provider's portal (may be specified/configured by default by your service provider).

Bookmarks






List of URLs for fast access.

Internet


The browser is activated as soon as you call up the function. The functions of the soft keys vary, depending on the internet page. The contents of the option menus are also variable. If necessary, set the way in which Internet access should be made:

 Press. The browser menu is open
→ More ... → Setup → Start with...

Additional notes

-  Browser menu
-  Browser offline
-  Browser online
-  Browser online via GPRS
-  Browser no network

End connection

 Press and hold to end the connection and close the browser.

Internet profiles


Menu →  → Internet → Profiles

Preparation of the phone for Internet access depends on your service provider. If these settings have already been applied by the service provider, select and activate profile. If you have to configure the access profile manually, consult your service provider if necessary.

Fast access key

Left soft key

You can assign an important phone number or function to the left soft key. For example, Games is assigned to the softkey. To change this (in standby mode):

Games Press **briefly** → **Change**
→  scroll to the application or Phone number (select a name from the Phonebook) → **Select** Confirm.



Apply (in standby mode) e.g.:

Games Press and hold.

Speed dialling keys (2 to 9)

You can assign a phone number or function to each of the keys from 2 to 9 (speed dialling numbers). Number key 1 is reserved for the mailbox.

Set (in standby mode)

 (Key 2-9) →  scroll to the application or Phone number (select a name from the Phonebook) → **Select** Confirm.

Apply (in standby mode) e.g.:

2 Press and hold.

Customer Care

We offer fast, individual advice! You have several options:

Our online support on the Internet:

**www.siemens.com/
mobilephonescustomer care**

We can be reached any time, any place. You are given 24 hour support on all aspects of our products. Here you will find an interactive fault-finding system, a compilation of the most frequently asked questions and answers, plus user guides and current software updates to download.

When calling customer service, please have ready your receipt and the phone identity number (IMEI, to display press *#06#), the software version (to display, press *#06#, then **Info**) and if available, your Siemens Service customer number.

In some countries repair and replace services are impossible where the products are not sold through our authorised dealers.

If repair work is necessary, please contact one of our service centres:

Abu Dhabi	0 26 42 38 00
Argentina	0 80 08 88 98 78
Australia	13 00 66 53 66
Austria	05 17 07 50 04
Bahrain	40 42 34
Bangladesh	0 17 52 74 47
Belgium	0 78 15 22 21
Bolivia	0 21 21 41 14
Bosnia Herzegovina	0 33 27 66 49
Brunei	02 43 08 01
Bulgaria	02 73 94 88
Cambodia	12 80 05 00
Canada	1 88 87 77 02 11
Chile	8 00 53 06 62
China	0 21 23 01 71 88
Colombia	01 80 07 00 66 24
Croatia	0 16 10 53 81
Czech Republic	2 33 03 27 27
Denmark	35 25 86 00
Dubai	0 43 96 64 33
Ecuador	18 00 10 10 00

Egypt	0 23 33 41 11
Estonia	6 30 47 97
Finland	09 22 94 37 00
France	01 56 38 42 00
Germany	0 90 01 00 77 00
Greece	80 11 11 11 16
Hong Kong	28 61 11 18
Hungary	06 14 71 24 44
Iceland	5 11 30 00
India	22 24 98 70 00 Extn: 70 40
Indonesia	0 21 46 82 60 81
Ireland	18 50 77 72 77
Italy	02 24 36 44 00
Ivory Coast	05 02 02 59
Jordan	0 64 39 86 42
Kenya	2 72 37 17
Kuwait	2 45 41 78
Latvia	7 50 11 18
Lebanon	01 44 30 43
Libya	02 13 50 28 82
Lithuania	8 70 07 07 00
Luxembourg	43 84 33 99
Macedonia	02 13 14 84
Malaysia	+ 6 03 77 12 43 04
Malta	+ 35 32 14 94 06 32
Mauritius	2 11 62 13
Mexico	01 80 07 11 00 03
Morocco	22 66 92 09
Netherlands	0 90 03 33 31 00
New Zealand	08 00 27 43 63
Nigeria	0 14 50 05 00
Norway	22 70 84 00
Oman	79 10 12
Pakistan	02 15 66 22 00
Paraguay	8 00 10 20 04
Peru	0 80 05 24 00
Philippines	0 27 57 11 18
Poland	08 01 30 00 30
Portugal	8 08 20 15 21
Qatar	04 32 20 10
Romania	02 12 09 99 66
Russia	8 80 02 00 10 10
Saudi Arabia	0 22 26 00 43
Serbia	01 13 07 00 80
Singapore	62 27 11 18
Slovak Republic	02 59 68 22 66

20 Product data

Slovenia.....	0 14 74 63 36
South Africa.....	08 60 10 11 57
Spain.....	9 02 11 50 61
Sweden.....	0 87 50 99 11
Switzerland.....	08 48 21 20 00
Taiwan.....	02 23 96 10 06
Thailand.....	0 27 22 11 18
Tunisia.....	71 86 19 02
Turkey.....	0 21 64 59 98 98
Ukraine.....	8 80 05 01 00 00
United Arab Emirates.....	0 43 66 03 86
United Kingdom.....	0 87 05 33 44 11
USA.....	1 88 87 77 02 11
Venezuela.....	0 80 01 00 56 66
Vietnam.....	84 89 20 24 64
Zimbabwe.....	04 36 94 24

Product data

Declaration of conformity

Siemens Communications hereby declares that the phone described in this user guide is in compliance with the essential requirements and other relevant provisions of European Directive 1999/5/EC (R&TTE).

The declaration of conformity (DoC) concerned has been signed. Please call the company hotline if you require a copy of the original, or go to:

www.siemens.com/mobiledocs

CE 0682

Technical data

GSM class:	4 (2 watt)
Frequency range:	824–894 MHz
GSM class:	1 (1 watt)
Frequency range:	1,710–1,880 MHz
GSM class:	1 (1 watt)
Frequency range:	1,850–1,990 MHz
Weight:	78 g
Dimensions:	101 x 44 x 20 mm (78 cm ³)
Li-Ion battery:	650 mAh
Operating temperature:	–10 °C to 55 °C (14 °F to 131 °F)
Standby time:	60 h–230 h
Talk time:	90 min–250 min
SIM card:	3.0 V

Accessories

Available Accessories are:

Fashion & Carry

Tour Case FCT-650

Belt Case FCL-600

Handsfree Portable

Headset Basic HHS-500

Headset HHS-510

Headset HHS-610

Office

Data Cable DCA-500

Data Cable DCA-510

Products can be obtained in specialist shops or you can visit the Siemens Mobile Store online:

Siemens Original Accessories
www.siemens.com/shop



Care and maintenance

Your phone has been designed and manufactured to the highest of standards and should be treated with great care. The suggestions below will help you to enjoy your phone for many years.

- Protect your phone from moisture and humidity! Precipitation, humidity and liquids contain minerals that will corrode electronic circuits. Should your phone nonetheless become wet, disconnect it immediately from any power supply, remove the battery and leave the open phone to dry at room temperature!
- Do not use or store the phone in dusty, dirty areas. Its moving parts may become damaged.
- Do not store your phone in hot areas. High temperatures can shorten the life of electronic devices, damage batteries and warp or melt certain plastics.
- Do not store your phone in cold areas. When the phone warms up again (to its normal ambient temperature), moisture can form inside the phone, which may damage electronic circuit boards.
- Do not drop, knock or shake your phone. Rough handling can damage internal circuit boards!
- Do not use harsh chemicals, cleaning solvents, or strong detergents to clean the phone!

The suggestions given above apply equally to your phone, battery, charger and all accessories. If any of these parts are not working properly, take them to your nearest qualified service outlet. The personnel there will assist you and, if necessary, repair the device.

Battery quality statement

The capacity of your mobile phone battery will reduce each time it is charged/emptied. Storage at too high or low temperatures will also result in a gradually capacity loss. As a result the operating time of your mobile phone may be considerably reduced, even after a full recharge of the battery.

Regardless of this, the battery has been designed and manufactured so that it can be recharged and used for six months after the purchase of your mobile phone. After six months, if the battery is clearly suffering from loss of performance, we recommend that you replace it. Please buy only Siemens original batteries.

Display quality declaration

For technological reasons, a few small dots with different colours may appear in the display in exceptional cases.

Just remember that the appearance of brighter or darker dots generally does not mean that a fault has occurred.

SAR

INFORMATION ON RF EXPOSURE /
SPECIFIC ABSORPTION RATE (SAR)

THIS MODEL MEETS THE GOVERNMENT'S REQUIREMENTS FOR EXPOSURE TO RADIO WAVES

Your cellular phone is a radio transmitter and receiver. It is designed to meet the requirements for exposure to radio waves established by the Federal Communications Commission (FCC, USA) and by Health Canada. These requirements include safety margins designed to assure the protection of all persons, regardless of age and health. They use a unit of measurement known as the Specific Absorption Rate (SAR). The SAR limit is 1.6 W/kg averaged over one gram of tissue.

The highest SAR value for this device when tested at the ear was .78 W/kg. In positions other than the head, such as on the body, a separation distance of 13 mm is required. The highest SAR value in this case was .67 W/kg.

Information about this device model can be found at <http://www.fcc.gov/oet/fccid> by searching the equipment authorization system using **FCC ID: PWX-A76**.

As SAR is measured utilizing the device's highest transmitting power, the actual SAR of this device while operating is typically below that indicated above. This is due to automatic changes to the power level of the device to ensure it only uses the minimum level required to reach the network.

Additional Information can be found on the websites of the World Health Organization (<http://www.who.int/emf>), the Cellular Telecommunications Industry Association (CTIA) web-site at www.phone-facts.net, the Canadian Wireless Telecommunications Association (CWTA) website www.cwta.ca or Siemens (www.siemens.com/mobilephones).



U.S. FDA

The U.S. Food and Drug Administration's (FDA) Center for Devices and Radiological Health Consumer Update on Mobile Phones

FDA has been receiving inquiries about the safety of mobile phones, including cellular phones and PCS phones. The following summarizes what is known – and what remains unknown – about whether these products can pose a hazard to health, and what can be done to minimize any potential risk. This information may be used to respond to questions.

Why the concern?

Mobile phones emit low levels of radio frequency energy (i.e., radio frequency radiation) in the microwave range while being used. They also emit very low levels of radio frequency energy (RF), considered non-significant, when in the stand-by mode. It is well known that high levels of RF can produce biological damage through heating effects (this is how your microwave oven is able to cook food). However, it is not known whether, to what extent, or through what mechanism, lower levels of RF might cause adverse health effects as well. Although some research has been done to address these questions, no clear picture of the biological effects of this type of radiation has emerged to date. Thus, the available science does not allow us to conclude that mobile phones are absolutely safe, or that they are unsafe. However, the available scientific evidence does not demonstrate adverse health effects associated with the use of mobile phones.

What kinds of phones are in question?

Questions have been raised about hand-held mobile phones, the kind that have a built-in antenna that is positioned close to the user's head during normal telephone conversation. These types of mobile phones are of concern because of the short distance between the phone's antenna – the primary source of the RF – and the person's head. The exposure to RF from mobile phones in which the antenna is located at greater distances from the user (on the outside of a car, for example) is drastically lower than that from hand-held phones, because a person's RF exposure decreases rapidly with distance from the source. The safety of so-called "cordless phones," which have a base unit connected to the telephone wiring in a house and which operate at far lower power levels and frequencies, has not been questioned.

How much evidence is there that hand-held mobile phones might be harmful?

Briefly, there is not enough evidence to know for sure, either way; however, research efforts are on-going. The existing scientific evidence is conflicting and many of the studies that have been done to date have suffered from flaws in their research methods. Animal experiments investigating the effects of RF exposures characteristic of mobile phones have yielded conflicting results. A few animal studies, however, have suggested that low levels of RF could accelerate the development of cancer in laboratory animals. In one study, mice genetically altered to be predisposed to developing one type of cancer developed more than twice as many such cancers when they were exposed to RF energy compared to controls. There is much uncertainty among scientists about whether results obtained from animal studies apply to the use of mobile phones. First, it is uncertain how to apply the results obtained in rats and mice to humans. Second, many of the studies showed increased tumor de-

velopment used animals that had already been treated with cancer-causing chemicals, and other studies exposed the animals to the RF virtually continuously – up to 22 hours per day.

For the past five years in the United States, the mobile phone industry has supported research into the safety of mobile phones. This research has resulted in two findings in particular that merit additional study:

1. In a hospital-based, case-control study, researchers looked for an association between mobile phone use and either glioma (a type of brain cancer) or acoustic neuroma (a benign tumor of the nerve sheath). No statistically significant association was found between mobile phone use and acoustic neuroma. There was also no association between mobile phone use and gliomas when all types of gliomas were considered together. It should be noted that the average length of mobile phone exposure in this study was less than three years.

When 20 types of glioma were considered separately, however, an association was found between mobile phone use and one rare type of glioma, neuroepitheliomatous tumors. It is possible with multiple comparisons of the same sample that this association occurred by chance. Moreover, the risk did not increase with how often the mobile phone was used, or the length of the calls. In fact, the risk actually decreased with cumulative hours of mobile phone use. Most cancer causing agents increase risk with increased exposure. An ongoing study of brain cancers by the National Cancer Institute is expected to bear on the accuracy and repeatability of these results.¹

2. Researchers conducted a large battery of laboratory tests to assess the effects of exposure to mobile phone RF on genetic material. These included tests for several kinds of abnormalities, including mutations, chromosomal aberrations, DNA

strand breaks, and structural changes in the genetic material of blood cells called lymphocytes. None of the tests showed any effect of the RF except for the micronucleus assay, which detects structural effects on the genetic material. The cells in this assay showed changes after exposure to simulated cell phone radiation, but only after 24 hours of exposure. It is possible that exposing the test cells to radiation for this long resulted in heating. Since this assay is known to be sensitive to heating, heat alone could have caused the abnormalities to occur. The data already in the literature on the response of the micronucleus assay to RF are conflicting. Thus follow-up research is necessary.²

FDA is currently working with government, industry, and academic groups to ensure the proper follow-up to these industry-funded research findings. Collaboration with the Cellular Telecommunications Industry Association (CTIA) in particular is expected to lead to FDA providing research recommendations and scientific oversight of new CTIA-funded research based on such recommendations.

Two other studies of interest have been reported recently in the literature:

- Two groups of 18 people were exposed to simulated mobile phone signals under laboratory conditions while they performed cognitive function tests. There were no changes in the subjects' ability to recall words, numbers, or pictures, or in their spatial memory, but they were able to make choices more quickly in one visual test when they were exposed to simulated mobile phone signals. This was the only change noted among more than 20 variables compared.³
- In a study of 209 brain tumor cases and 425 matched controls, there was no increased risk of brain tumors associated with mobile phone use. When tumors did exist in certain locations, however,

they were more likely to be on the side of the head where the mobile phone was used. Because this occurred in only a small number of cases, the increased likelihood was too small to be statistically significant.⁴

In summary, we do not have enough information at this point to assure the public that there are, or are not, any low incident health problems associated with use of mobile phones. FDA continues to work with all parties, including other federal agencies and industry, to assure that research is undertaken to provide the necessary answers to the outstanding questions about the safety of mobile phones.

What is known about cases of human cancer that have been reported in users of hand-held mobile phones?

Some people who have used mobile phones have been diagnosed with brain cancer. But it is important to understand that this type of cancer also occurs among people who have not used mobile phones. In fact, brain cancer occurs in the U.S. population at a rate of about 6 new cases per 100,000 people each year. At that rate, assuming 80 million users of mobile phones (a number increasing at a rate of about 1 million per month), about 4800 cases of brain cancer would be expected each year among those 80 million people, whether or not they used their phones. Thus it is not possible to tell whether any individual's cancer arose because of the phone, or whether it would have happened anyway. A key question is whether the risk of getting a particular form of cancer is greater among people who use mobile phones than among the rest of the population. One way to answer that question is to compare the usage of mobile phones among people with brain cancer with the use of mobile phones among appropriately matched people without brain cancer. This is called a case-control study. The current case-control study of brain cancers by the National Cancer Institute, as well as the fol-

low-up research to be sponsored by industry, will begin to generate this type of information.

What is FDA's role concerning the safety of mobile phones?

Under the law, FDA does not review the safety of radiation emitting consumer products such as mobile phones before marketing, as it does with new drugs or medical devices. However, the agency has authority to take action if mobile phones are shown to emit radiation at a level that is hazardous to the user. In such a case, FDA could require the manufacturers of mobile phones to notify users of the health hazard and to repair, replace or recall the phones so that the hazard no longer exists.

Although the existing scientific data do not justify FDA regulatory actions at this time, FDA has urged the mobile phone industry to take a number of steps to assure public safety. The agency has recommended that the industry:

- Support needed research into possible biological effects of RF of the type emitted by mobile phones;
- Design mobile phones in a way that minimizes any RF exposure to the user that is not necessary for device function; and
- Cooperate in providing mobile phone users with the best possible information on what is known about possible effects of mobile phone use on human health.
- At the same time, FDA belongs to an interagency working group of the federal agencies that have responsibility for different aspects of mobile phone safety to ensure a coordinated effort at the federal level. These agencies are:
- National Institute for Occupational Safety and Health
- Environmental Protection Agency
- Federal Communications Commission

- Occupational Health and Safety Administration
- National Telecommunications and Information Administration

The National Institutes of Health also participates in this group.

In the absence of conclusive information about any possible risk, what can concerned individuals do?

If there is a risk from these products – and at this point we do not know that there is – it is probably very small. But if people are concerned about avoiding even potential risks, there are simple steps they can take to do so. For example, time is a key factor in how much exposure a person receives. Those persons who spend long periods of time on their hand-held mobile phones could consider holding lengthy conversations on conventional phones and reserving the hand-held models for shorter conversations or for situations when other types of phones are not available.

People who must conduct extended conversations in their cars every day could switch to a type of mobile phone that places more distance between their bodies and the source of the RF, since the exposure level drops off dramatically with distance. For example, they could switch to:

- a mobile phone in which the antenna is located outside the vehicle,
- a hand-held phone with a built-in antenna connected to a different antenna mounted on the outside of the car or built into a separate package, or
- a headset with a remote antenna to a mobile phone carried at the waist.

Where can I find additional information?

For additional information, see the following websites:

- Federal Communications Commission (FCC) RF Safety Program (select "Information on Human Exposure to RF Fields from Cellular and PCS Radio Transmitters"):
www.fcc.gov/oet/rfsafety
- World Health Organization (WHO) International Commission on Non-Ionizing Radiation Protection (select Qs & As):
www.who.int/emf
- United Kingdom, National Radiological Protection Board:
www.nrpb.org.uk
- Cellular Telecommunications Industry Association (CTIA):
www.wow-com.com
- U.S. Food and Drug Administration (FDA) Center for devices and Radiological Health:
www.fda.gov/cdhr/consumer/

¹ Muscat et al. Epidemiological Study of Cellular Telephone Use and Malignant Brain Tumors. In: State of the Science Symposium; 1999 June 20; Long Beach, California.

² Tice et al. Tests of mobile phone signals for activity in genotoxicity and other laboratory assays. In: Annual Meeting of the Environmental Mutagen Society; March 29, 1999, Washington, DC; and personal communication, unpublished results.

³ Preece, AW, Iwi, G, Davies-Smith, A, Wesnes, K, Butler, S, Lim, E, and Vary, A. Effect of a 915-MHz simulated mobile phone signal on cognitive function in man. *Int. J. Radiat. Biol.*, April 8, 1999.

⁴ Hardell, L, Nasman, A, Pahlson, A, Hallquist, A and Mild, KH. Use of cellular telephones and the risk for brain tumors; a case-control study. *Int. J. Oncol.*, 15: 113-116, 1999.

FCC/Industry Canada Notice

Your phone may cause TV or radio interference (for example, when using a telephone in close proximity to receiving equipment). The FCC or Industry Canada can require you to stop using your telephone if such interference cannot be eliminated. If you require assistance, please contact your local service facility.

This device complies with part 15 of the FCC rules. Operation is subject to the condition that this device does not cause harmful interference.



Ten Driving Safety Tips

Your Siemens wireless phone gives you the power to communicate by voice – almost anywhere, anytime. But an important responsibility accompanies the benefits of wireless phones, one that every user must uphold.

When driving a car, driving is your first responsibility. When using your wireless phone behind the wheel of a car, practice good common sense and remember the following tips:

Get to know your phone and its features such as speed dial and redial.

Carefully read your instruction manual and learn to take advantage of valuable features most phones offer including, automatic redial and memory dial – most phones can store up to 99 numbers in memory dial. Also, work to memorize the phone keypad so you can use the speed dial function without taking your attention off the road.

When available, use a hands-free device.

A number of hands-free wireless phone accessories are readily available today. Whether you choose an installed mounted device for your phone or a speaker phone accessory, take advantage of these devices if they are available to you.

Position your phone within easy reach.

Make sure you place your wireless phone within easy reach and where you can grab it without removing your eyes from the road. If you get an incoming call at an inconvenient time, let your voicemail answer it for you.

Suspend conversations during hazardous driving conditions or situations.

Let the person you are speaking to know you are driving; if necessary, suspend the call in heavy traffic or hazardous weather conditions. Rain, sleet, snow and ice can be hazardous, but so is heavy traffic. As a driver, your first responsibility is to pay attention to the road.

Do not take notes or look up phone numbers while driving.

If you are reading an address book or business card while driving a car, or writing a “to do” list, then you are not watching where you are going. It’s common sense. Don’t get caught in a dangerous situation because you are reading or writing and not paying attention to the road or nearby vehicles.

Dial sensibly and assess the traffic.

If possible, place calls when you are not moving or before pulling into traffic. Try to plan your calls before you begin your trip, or attempt to coincide your calls with times you may be stopped at a stop sign, red light or otherwise stationary. But if you need to dial while driving, follow this simple tip – dial only a few numbers, check the road and your mirrors, then continue.

Do not engage in stressful or emotional conversations that may be distracting.

Stressful or emotional conversations and driving do not mix – they are distracting and even dangerous when you are behind the wheel. Make people you are talking with aware you are driving and if necessary, suspend phone conversations that have the potential to divert your attention from the road.

Use your phone to call for help.

Your wireless phone is one of the greatest tools you can own to protect yourself and your family in dangerous situations – with your phone at your side, help is only three numbers away. Dial 9-1-1 in the case of fire, traffic accident, road hazard, or medical emergency. Remember, it is a free call on your wireless phone.

Ten Driving Safety Tips

29

Use your phone to help others in emergencies.

Your wireless phone provides you a perfect opportunity to be a "good Samaritan" in your community. If you see an auto accident, crime in progress or other serious emergencies where lives are in danger, call 9-1-1, as you would want others to do for you.

Call roadside assistance or a special wireless non-emergency assistance number when necessary.

Certain situations you encounter while driving may require attention, but are not urgent enough to merit a call to 9-1-1. But you can still use your wireless phone to lend a hand. If you see a broken-down vehicle posing no serious hazard, a broken traffic signal, a minor traffic accident where no one appears injured, or a vehicle you know to be stolen, call roadside assistance or other special non-emergency wireless numbers.

"The wireless industry reminds you to use your phone safely when driving."

**For more information, please call
1 (888) 901-SAFE, or visit our Web site at:
www.wow-com.com**

Provided by the Cellular Telecommunications Industry Association (CTIA)

Intellectual property

Intellectual Property Restrictions

All Intellectual Property, as defined below, which is owned by or otherwise the property of Siemens Information and Communications Mobile, LLC ("Siemens"), its affiliates, partners or suppliers, relating to the Phone, including but not limited to accessories, parts or software relating thereto (the "Phone System"), is proprietary under federal laws, state laws and International treaty provisions. Intellectual Property includes, but is not limited to, inventions (patentable or unpatentable), patents, trade secrets, copyrights, software, computer programs, and related documentation and other works of authorship. You may not infringe or otherwise violate the rights secured by the Intellectual Property. Moreover, you agree that you will not (and will not attempt to) disassemble, decompile, reverse engineer, prepare derivative works from, modify or make any other effort to create source code from the software. No title to ownership in the Intellectual Property is transferred to you through purchase or possession of the Phone or its components. All applicable rights of the Intellectual Property shall remain with Siemens, its affiliates, partners or suppliers.

Siemens will have no liability with respect to any claim of patent infringement which is based upon the combination of the Product or parts furnished hereunder with software, apparatus or devices not furnished by Siemens, nor will Siemens have any liability for the use of ancillary equipment or software not furnished by Siemens which is attached to or used in connection with the Product. The foregoing states the entire liability of Siemens with respect to infringement of patents by the Product or any parts thereof.

Laws in the United States and other countries preserve for Siemens certain exclusive rights for copyrighted Siemens soft-

ware, such as the exclusive rights to reproduce and distribute copies of such Siemens software. Siemens software may be used only in the Product in which the software was originally embodied when purchased, and such software in such Product may not be replaced, copied, distributed, modified in any way, or used to produce any derivative thereof. No other use including, without limitation, alteration, modification, reproduction, distribution, or reverse engineering of such Siemens software or exercise of rights in such Siemens software is permitted. No license is granted by implication, estoppel or otherwise under Siemens patent rights or copyrights.

End user license agreement

This Software License Agreement ("Agreement") is between You and Siemens Information and Communication Mobile, LLC and/or one of its affiliates ("Licensor"). The Agreement authorizes You to use the Software specified in Clause 1 below, which may be included on Your phone, stored on a CD-ROM, sent to You by electronic mail, downloaded from Licensor's Web pages or servers or from other sources under the terms and conditions set forth below. This is an agreement on end user rights and not an agreement for sale. Licensor continues to own the copy of the Software and any other copy that You are authorized to make pursuant to this Agreement. Read this Agreement carefully before installing, downloading or using the Software. Further, by installing, downloading and/or using the Software, You agree to the terms and conditions of this Agreement.

1. Software.

As used in this Agreement, the term "Software" means, collectively:

- (i) all the software in Your phone, all of the contents of the disk(s), CD-ROM(s), electronic mail and its file attachments, or other media with which this Agreement is provided;
- (ii) related Licensor or third party software;
- (iii) digital images, stock photographs, clip art or other artistic works ("Stock Files");
- (iv) related explanatory written materials ("Documentation");
- (v) fonts;
- (vi) upgrades, modified versions, updates, additions and copies of the Software, if any, licensed to You by Licensor (collectively "Updates") and
- (vii) any other possible documentation related thereto.

2. End user rights and use.

Licensor grants to You a non-exclusive, non-transferable end user right to install the Software or use the Software installed on the phone. The Software is licensed with the phone as a single integrated product and may be used with the phone only as set forth in these licensing terms.

3. Limitations on end user rights.

- (a) You may not copy, distribute, or make derivative works of the Software.
- (b) You may not use, modify, translate, reproduce or transfer the right to use the Software or copy the Software except as expressly provided in this Agreement.
- (c) You may not resell, sublicense, rent, lease or lend the Software; except You may permanently transfer all of Your rights as set forth in the Agreement only as part of a permanent sale or transfer of the phone, provided the recipient agrees to the terms of this Agreement.
- (d) You may not reverse engineer, reverse compile, disassemble or otherwise attempt to discover the source code of the Software (except to the extent that this restriction is expressly prohibited by law) or create derivative works based on the Software.
- (e) You shall not display, modify, reproduce or distribute any of the Stock Files included with the Software.
- (f) You shall not display, modify, reproduce or distribute any of the pre-loaded content included with the software unless permitted as stated in the User Guide or in the prompts in the Software. In the event that You are allowed to display, modify, reproduce or distribute certain parts of the pre-loaded content, You shall review the "Readme" files associated with the pre-loaded content (contained on the CD) to ascertain what rights You have with respect to such materials. Pre-loaded content may not be used in the production of libelous, defamatory, fraudulent, infringing-

ing, lewd, obscene or pornographic material or in any otherwise illegal manner. You agree that You shall only use the pre-loaded content in a manner that complies with all applicable laws, including, but not limited to, applicable restrictions concerning copyright and other intellectual property rights. You may not register or claim any rights in the pre-loaded content or derivative works there of.

(g) You agree that You shall only use the Software in a manner that complies with all applicable laws in the jurisdiction in which You use the Software, including, but not limited to, applicable restrictions concerning copyright and other intellectual property rights.

4. Copyright.

Licensor and/or its software suppliers and their respective affiliates own the Software and all rights, including without limitation including proprietary rights therein, are protected by international treaty provisions and other applicable national laws of the country in which it is being used. The structure, organization and code of the Software are the valuable trade secrets and confidential information.

5. Multiple copies/updates.

If the Software supports multiple platforms or languages, if You receive the Software on multiple media, or if You otherwise receive multiple copies of the Software, the number of phones on which all versions of the Software are installed shall be one phone. If the Software is an Update to a previous version of the Software, You must possess a valid end user right to such previous version in order to use the Update and You may use the previous version for ninety (90) days after You receive the Update in order to assist You in the transition to the Update. After such time You no longer have a right to use the previous version, except for the sole purpose of enabling You to install the Update.

6. Commencement & termination.

This Agreement is effective from the first date You use or install the Software. Your end user rights automatically and immediately terminate without notice from Licensor if You fail to comply with any provision of this Agreement. In such event, You must immediately delete, destroy or return at Your own cost and expense, and without entitlement to any refund of the purchase price, the phone and the Software, and all related material to Licensor.

7. Except as expressly provided

in the limited warranty for the phone, you acknowledge the Software is provided "as is" without warranty of any kind express or implied. To the maximum extent permitted by applicable law neither Licensor, Licensor's Software suppliers or their respective affiliates, nor the copyright holders make any representations or warranties, express or implied, including but not limited to the warranties of merchantability or fitness for a particular purpose or that the Software will not infringe any third party patents, copyrights, trademarks or other rights. There is no warranty by Licensor or by any other party that the functions contained in the Software will meet your requirements or that the operation of the Software will be uninterrupted or error free.

8. Not fault tolerant.

The Software may contain technology that is not fault tolerant and is not designed, manufactured, or intended for use in environments or applications in which the failure of the licensed Software could lead directly to death, personal injury, or severe physical or environmental damage or financial loss.

End user license agreement

33

9. Limitation of liability.

To the maximum extent permitted by applicable law, in no event shall Licensor or Licensor's Software suppliers or their respective affiliates and employees be liable for any lost profits, revenue, sales, data or costs of procurement of substitute goods or services, property damage, personal injury, interruption of business, loss of business information or for any special, direct, indirect, incidental, economic, cover, punitive, special or consequential damages, however caused and whether arising under contract, tort, negligence, or other theory of liability arising out of the use of or inability to use the Software, even if Licensor or its Software suppliers are advised of the possibility of such damages. Because some countries/states/jurisdictions do not allow the exclusion or limitation of liability, but may allow liability to be limited, in such cases, the liability of Licensor, its Software suppliers and their respective affiliates and employees shall be limited to, at Licensor's option, either (a) return of the price paid less a reasonable amount for usage, or (b) repair or replacement of the Software that does not meet the limited warranty provided with the phone and which is returned in accordance with the requirements of the limited warranty.

Nothing contained in this Agreement shall prejudice the statutory rights of any party dealing as a consumer. Nothing contained in this Agreement limits Licensor's liability to You in the event of death or personal injury resulting from Licensor's negligence if law prohibits such a limitation. Licensor is acting on behalf of its software suppliers and their respective employees and affiliates for the purpose of disclaiming, excluding and/or restricting obligations, warranties and liability as provided in this clause 9, but in no other respects and for no other purpose.

10. Technical support.

Licensor has no obligation to furnish You with technical support except as agreed in writing between You and Licensor in the Limited Warranty provided with the phone.

11. Export control.

The Software may be subject to export regulations of the United States and other countries. You agree that You shall comply with all applicable export laws, restrictions and regulations of the United States or foreign agencies or authorities, and shall not export, or transfer for the purpose of re-export, any Software, product or technical data received under this Agreement or any Software or product produced by use of such technical data, including processes and services, in violation of any applicable restrictions, laws or regulations, or without all necessary approvals.

12. Applicable law & general provisions.

This Agreement shall be governed by and construed in accordance with the laws of the State of California without regard to its conflicts of laws rules. This is the entire agreement between Licensor and You relating to the Software and it supersedes any prior representations, discussions, undertakings, end user agreements, communications or advertising relating to the Software.