



# FCC Test Setup Photos

## FCC Part 22,24 / RSS 132,133

**FOR:**

**TRI-BAND GSM MOBILE PHONE**

**MODEL #: A71**

**SIEMENS COMMUNICATIONS, INC  
16745 WEST BERNARDO DRIVE SUITE 120  
SAN DIEGO, CA 92127  
U.S.A**

**FCC ID: PWX-A71  
IC ID: 267E-A71**

**TEST REPORT #: EMC\_990\_2005\_FCC22/24  
DATE: AUGUST 03, 2005**



*TTI-P-G 081/94-A0*

Accredited according to **ISO/IEC 17025**



**FCC listed # 101450  
IC recognized # 3925**

**CETECOM Inc.**

411 Dixon Landing Road • Milpitas, CA 95035 • U.S.A.

Phone: + 1 (408) 586 6200 • Fax: + 1 (408) 586 6299 • E-mail: [info@cetecomusa.com](mailto:info@cetecomusa.com) • <http://www.cetecom.com>

CETECOM Inc. is a Delaware Corporation with Corporation number: 2113686

Board of Directors: Dr. Harald Ansorge, Dr. Klaus Matkey, Hans Peter May

© Copyright by CETECOM

## **Table of Contents**

<b>1</b>	<b>ASSESSMENT .....</b>	<b>3</b>
<b>2</b>	<b>TEST SETUP PHOTOS .....</b>	<b>4</b>
2.1	MODEL: A71 .....	4


## **1 Assessment**

The following is in compliance with the applicable criteria specified in FCC rules Parts 2, 22 and 24 of Title 47 of the Code of Federal Regulations and in compliance with the applicable criteria specified in Industry Canada rules RSS132 and RSS133.

<b>Company</b>	<b>Description</b>	<b>Model #</b>
<b>SIEMENS COMMUNICATIONS, INC.</b>	<b>TRI-BAND GSM MOBILE PHONE</b>	<b>A71</b>

## 2 TEST SETUP PHOTOS


### 2.1 MODEL: A71



**RADIATED EMISSIONS**




**AC POWER LINE CONDUCTED EMISSIONS (FRONT)**



**AC POWER LINE CONDUCTED EMISSIONS (BACK)**





## ANTENNA PORT CONDUCTED TESTS



## TEMP TESTS