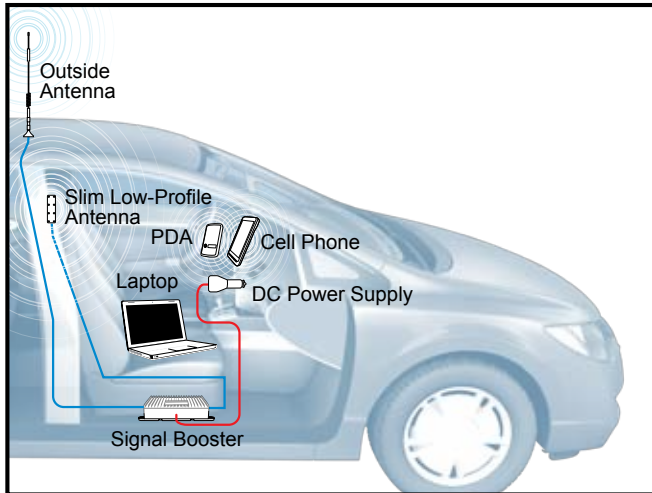


## Installing the Slim Low-Profile Antenna



U.S. Patent No. 6,317,089

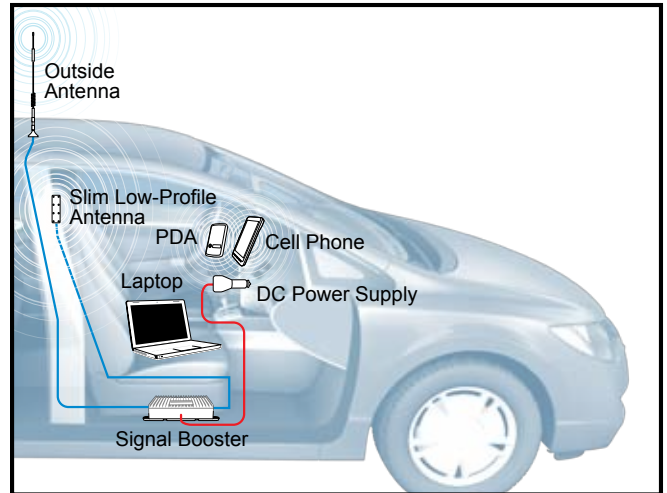
- 1) Place the Slim Low-Profile Antenna on the side of the driver's seat for maximum performance.
- 2) Install the Slim Low-Profile Antenna at least 18 inches from where the cell phone or cellular data card will be used.
- 3) Install the Slim Low-Profile Antenna at the same angle as the cell phone when held in use, or place next to the laptop's cellular data card. This will maximize the signal strength.
- 4) The Slim Low-Profile Antenna must have a separation of at least six inches from any metal object.



Contact Wilson Electronics Technical Support Team with any questions at 866-294-1660  
or email: [tech@wilsonelectronics.com](mailto:tech@wilsonelectronics.com). Mon.- Fri. Hours: 7 am to 6 pm MST.

103017\_SlimLowProfileAntenna\_03.19.14

## Installing the Slim Low-Profile Antenna



U.S. Patent No. 6,317,089

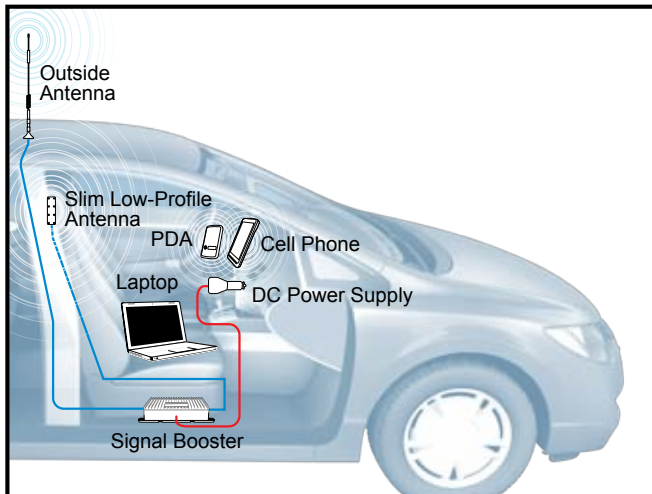
- 1) Place the Slim Low-Profile Antenna on the side of the driver's seat for maximum performance.
- 2) Install the Slim Low-Profile Antenna at least 18 inches from where the cell phone or cellular data card will be used.
- 3) Install the Slim Low-Profile Antenna at the same angle as the cell phone when held in use, or place next to the laptop's cellular data card. This will maximize the signal strength.
- 4) The Slim Low-Profile Antenna must have a separation of at least six inches from any metal object.



Contact Wilson Electronics Technical Support Team with any questions at 866-294-1660  
or email: [tech@wilsonelectronics.com](mailto:tech@wilsonelectronics.com). Mon.- Fri. Hours: 7 am to 6 pm MST.

103017\_SlimLowProfileAntenna\_03.19.14

## Installing the Slim Low-Profile Antenna



U.S. Patent No. 6,317,089

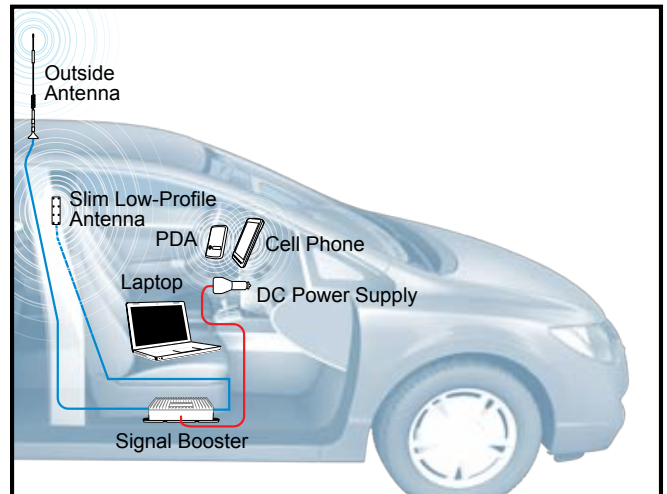
- 1) Place the Slim Low-Profile Antenna on the side of the driver's seat for maximum performance.
- 2) Install the Slim Low-Profile Antenna at least 18 inches from where the cell phone or cellular data card will be used.
- 3) Install the Slim Low-Profile Antenna at the same angle as the cell phone when held in use, or place next to the laptop's cellular data card. This will maximize the signal strength.
- 4) The Slim Low-Profile Antenna must have a separation of at least six inches from any metal object.



Contact Wilson Electronics Technical Support Team with any questions at 866-294-1660  
or email: [tech@wilsonelectronics.com](mailto:tech@wilsonelectronics.com). Mon.- Fri. Hours: 7 am to 6 pm MST.

103017\_SlimLowProfileAntenna\_03.19.14

## Installing the Slim Low-Profile Antenna



U.S. Patent No. 6,317,089

- 1) Place the Slim Low-Profile Antenna on the side of the driver's seat for maximum performance.
- 2) Install the Slim Low-Profile Antenna at least 18 inches from where the cell phone or cellular data card will be used.
- 3) Install the Slim Low-Profile Antenna at the same angle as the cell phone when held in use, or place next to the laptop's cellular data card. This will maximize the signal strength.
- 4) The Slim Low-Profile Antenna must have a separation of at least six inches from any metal object.



Contact Wilson Electronics Technical Support Team with any questions at 866-294-1660  
or email: [tech@wilsonelectronics.com](mailto:tech@wilsonelectronics.com). Mon.- Fri. Hours: 7 am to 6 pm MST.

103017\_SlimLowProfileAntenna\_03.19.14