

APPLICATION CERTIFICATION FCC Part 15C
On Behalf of
HONG KONG NATURAL SOUND ELECTRONICS LIMITED

MID
Model No.: PC7810BXC, CDN-Trio-Stealth G4 7.85,
CDN-Trio Stealth G4 7.85, MST-78541

FCC ID: PWK-PC7810BXC

Prepared for : HONG KONG NATURAL SOUND ELECTRONICS
LIMITED

Address : FLAT/RM M 4/F CONTINENTAL MANSION 300
KING' S ROAD HONG KONG

Prepared by : ACCURATE TECHNOLOGY CO., LTD

Address : F1, Bldg. A, Changyuan New Material Port, Keyuan Rd.
Science & Industry Park, Nanshan, Shenzhen, Guangdong
P.R. China

Tel: (0755) 26503290

Fax: (0755) 26503396

Report Number : ATE20140922

Date of Test : Jun 06-16,2014

Date of Report : Jun 16,2014

TABLE OF CONTENTS

Description	Page
Test Report Certification	
1. GENERAL INFORMATION	5
1.1. Description of Device (EUT).....	5
1.2. Carrier Frequency of Channels.....	6
1.3. Special Accessory and Auxiliary Equipment	6
1.4. Description of Test Facility	6
1.5. Measurement Uncertainty.....	7
2. MEASURING DEVICE AND TEST EQUIPMENT	8
3. OPERATION OF EUT DURING TESTING	9
3.1. Operating Mode.....	9
3.2. Configuration and peripherals	9
4. TEST PROCEDURES AND RESULTS	10
5. 6DB BANDWIDTH MEASUREMENT.....	11
5.1. Block Diagram of Test Setup.....	11
5.2. The Requirement For Section 15.247(a)(2).....	11
5.3. EUT Configuration on Measurement	11
5.4. Operating Condition of EUT	11
5.5. Test Procedure	11
5.6. Test Result	12
6. MAXIMUM PEAK OUTPUT POWER	19
6.1. Block Diagram of Test Setup.....	19
6.2. The Requirement For Section 15.247(b)(3).....	19
6.3. EUT Configuration on Measurement	19
6.4. Operating Condition of EUT	19
6.5. Test Procedure	19
6.6. Test Result	20
7. POWER SPECTRAL DENSITY MEASUREMENT.....	27
7.1. Block Diagram of Test Setup.....	27
7.2. The Requirement For Section 15.247(e).....	27
7.3. EUT Configuration on Measurement	27
7.4. Operating Condition of EUT	27
7.5. Test Procedure	27
7.6. Test Result	28
8. BAND EDGE COMPLIANCE TEST	35
8.1. Block Diagram of Test Setup.....	35
8.2. The Requirement For Section 15.247(d)	35
8.3. EUT Configuration on Measurement	35
8.4. Operating Condition of EUT	35
8.5. Test Procedure	35
8.6. Test Result	36
9. RADIATED SPURIOUS EMISSION TEST	57
9.1. Block Diagram of Test Setup.....	57
9.2. The Limit For Section 15.247(d)	57
9.3. Restricted bands of operation	58
9.4. Configuration of EUT on Measurement	58

9.5. Operating Condition of EUT 59

9.6. Test Procedure 59

9.7. The Field Strength of Radiation Emission Measurement Results 59

10. CONDUCTED SPURIOUS EMISSION COMPLIANCE TEST 86

10.1. Block Diagram of Test Setup..... 86

10.2. The Requirement For Section 15.247(d) 86

10.3. EUT Configuration on Measurement 86

10.4. Operating Condition of EUT 86

10.5. Test Procedure 87

10.6. Test Result 87

11. AC POWER LINE CONDUCTED EMISSION FOR FCC PART 15 SECTION 15.207(A) .. 94

11.1. Block Diagram of Test Setup..... 94

11.2. The Emission Limit 94

11.3. Configuration of EUT on Measurement 95

11.4. Operating Condition of EUT 95

11.5. Test Procedure 95

11.6. Power Line Conducted Emission Measurement Results 95

12. ANTENNA REQUIREMENT..... 98

12.1. The Requirement 98

12.2. Antenna Construction 98

Test Report Certification

Applicant : HONG KONG NATURAL SOUND ELECTRONICS LIMITED
 Manufacturer : Natural Sound Electronics (Shenzhen) Co., Ltd.
 EUT Description : MID
 (A) MODEL NO.: PC7810BXC, CDN-Trio-Stealth G4 7.85,CDN-Trio Stealth G4 7.85, MST-78541
 (B) SERIAL NO.: N/A
 (C) POWER SUPPLY: DC 5V (Power by Adapter)&DC 3.7V (Battery)

Measurement Procedure Used:


FCC Rules and Regulations Part 15 Subpart C Section 15.247
ANSI C63.4: 2009


The EUT was tested according to DTS test procedure of April 09, 2013 KDB558074 D01 DTS Meas Guidance v03 for compliance to FCC 47CFR 15.247 requirements

The device described above is tested by ACCURATE TECHNOLOGY CO. LTD to determine the maximum emission levels emanating from the device. The maximum emission levels are compared to the FCC Part 15 Subpart C Section 15.247 limits. The measurement results are contained in this test report and ACCURATE TECHNOLOGY CO. LTD is assumed full responsibility for the accuracy and completeness of these measurements. Also, this report shows that the Equipment Under Test (EUT) is to be technically compliant with the FCC requirements.

This report applies to above tested sample only. This report shall not be reproduced in part without written approval of ACCURATE TECHNOLOGY CO. LTD.

Date of Test : Jun 06-16,2014

Prepared by : 
(Engineer)

Approved & Authorized Signer : 
(Manager)

1. GENERAL INFORMATION

1.1. Description of Device (EUT)

EUT	:	MID
Model Number	:	PC7810BXC, CDN-Trio-Stealth G4 7.85, CDN-Trio Stealth G4 7.85, MST-78541 Note: These samples are same except for the model number is difference. So we prepare the PC7810BXC for test
Frequency Range	:	802.11b/g/n(20MHz): 2412-2462MHz 802.11n(40MHz): 2422-2452MHz Bluetooth 4.0: 2402-2480MHz
Number of Channels	:	802.11b/g/n (20MHz):11 802.11n (40MHz): 7 Bluetooth 4.0:40
Antenna Gain	:	1.0dBi
Power Supply	:	DC 5V (Power by adapter)&DC 3.7V(Battery)
Adapter	:	Model number: FY0502000 Input: AC 100-240V; 50/60Hz 0.6A Output: DC 5V/2.0A USB line: Non-shielded, Non-detachable, 1.5m
Modulation mode	:	GFSK DSSS,OFDM
Applicant	:	HONG KONG NATURAL SOUND ELECTRONICS LIMITED
Address	:	FLAT/RM M 4/F CONTINENTAL MANSION 300 KING' S ROAD HONG KONG
Manufacturer	:	Natural Sound Electronics (Shenzhen) Co., Ltd.
Address	:	4th Building, Xinyuan Industrial Zone, Gushu Village, Bao'an District, Shenzhen, China
Date of sample received	:	Jun 06, 2014
Date of Test	:	Jun 06-16,2014

1.2. Carrier Frequency of Channels

802.11b, 802.11g, 802.11n (20MHz)

Channel	Frequency(MHz)	Channel	Frequency(MHz)
01	2412	07	2442
02	2417	08	2447
03	2422	09	2452
04	2427	10	2457
05	2432	11	2462
06	2437	---	---

802.11n (40MHz)

Channel	Frequency(MHz)	Channel	Frequency(MHz)
---	---	07	2442
---	---	08	2447
03	2422	09	2452
04	2427	---	---
05	2432	---	---
06	2437	---	---

1.3. Special Accessory and Auxiliary Equipment

n.a.

1.4. Description of Test Facility

EMC Lab : Accredited by TUV Rheinland Shenzhen

Listed by FCC
The Registration Number is 752051

Listed by Industry Canada
The Registration Number is 5077A-2

Accredited by China National Accreditation Committee
for Laboratories
The Certificate Registration Number is L3193

Name of Firm : ACCURATE TECHNOLOGY CO. LTD

Site Location : F1, Bldg. A, Changyuan New Material Port, Keyuan Rd.
Science & Industry Park, Nanshan, Shenzhen, Guangdong
P.R. China

1.5.Measurement Uncertainty

Conducted Emission Expanded Uncertainty = 2.23dB, k=2

Radiated emission expanded uncertainty
(9kHz-30MHz) = 3.08dB, k=2

Radiated emission expanded uncertainty
(30MHz-1000MHz) = 4.42dB, k=2

Radiated emission expanded uncertainty
(Above 1GHz) = 4.06dB, k=2

2. MEASURING DEVICE AND TEST EQUIPMENT

Table 1: List of Test and Measurement Equipment

Kind of equipment	Manufacturer	Type	S/N	Calibrated dates	Calibrated until
EMI Test Receiver	Rohde&Schwarz	ESCS30	100307	Jan. 11, 2014	Jan. 10, 2015
EMI Test Receiver	Rohde&Schwarz	ESPI3	101526/003	Jan. 11, 2014	Jan. 10, 2015
Spectrum Analyzer	Agilent	E7405A	MY45115511	Jan. 11, 2014	Jan. 10, 2015
Pre-Amplifier	Rohde&Schwarz	CBLU118354 0-01	3791	Jan. 11, 2014	Jan. 10, 2015
Loop Antenna	Schwarzbeck	FMZB1516	1516131	Jan. 15, 2014	Jan. 14, 2015
Bilog Antenna	Schwarzbeck	VULB9163	9163-323	Jan. 15, 2014	Jan. 14, 2015
Horn Antenna	Schwarzbeck	BBHA9120D	9120D-655	Jan. 15, 2014	Jan. 14, 2015
Horn Antenna	Schwarzbeck	BBHA9120D	9120D-1067	Jan. 15, 2014	Jan. 14, 2015
LISN	Rohde&Schwarz	ESH3-Z5	100305	Jan. 11, 2014	Jan. 10, 2015
LISN	Schwarzbeck	NSLK8126	8126431	Jan. 11, 2014	Jan. 10, 2015
Highpass Filter	Wainwright Instruments	WHKX3.6/18 G-10SS	N/A	Jan. 11, 2014	Jan. 10, 2015
Band Reject Filter	Wainwright Instruments	WRCG2400/2 485-2375/2510 -60/11SS	N/A	Jan. 11, 2014	Jan. 10, 2015

3. OPERATION OF EUT DURING TESTING

3.1. Operating Mode

The mode is used: **1.802.11b Transmitting mode**

Low Channel: 2412MHz

Middle Channel: 2437MHz

High Channel: 2462MHz

2.802.11g Transmitting mode

Low Channel: 2412MHz

Middle Channel: 2437MHz

High Channel: 2462MHz

3.802.11n (20MHz) Transmitting mode

Low Channel: 2412MHz

Middle Channel: 2437MHz

High Channel: 2462MHz

4.802.11n (40MHz) Transmitting mode

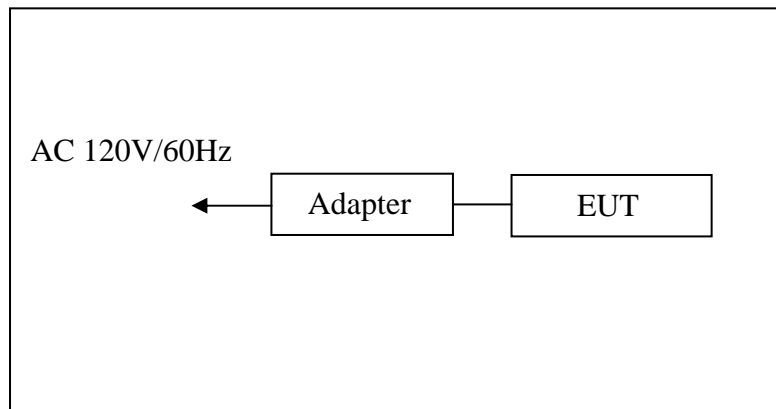
Low Channel: 2422MHz

Middle Channel: 2437MHz

High Channel: 2452MHz

5. Charging

3.2. Configuration and peripherals

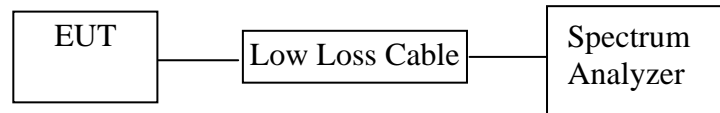


4. TEST PROCEDURES AND RESULTS

FCC Rules	Description of Test	Result
Section 15.247(a)(2)	6dB Bandwidth Test	Compliant
Section 15.247(e)	Power Spectral Density Test	Compliant
Section 15.247(b)(3)	Maximum Peak Output Power Test	Compliant
Section 15.247(d)	Band Edge Compliance Test	Compliant
Section 15.247(d) Section 15.209	Radiated Spurious Emission Test	Compliant
Section 15.247(d)	Conducted Spurious Emission Test	Compliant
Section 15.207	AC Power Line Conducted Emission Test	Compliant
Section 15.203	Antenna Requirement	Compliant

5. 6DB BANDWIDTH MEASUREMENT

5.1. Block Diagram of Test Setup



5.2. The Requirement For Section 15.247(a)(2)

Section 15.247(a)(2): Systems using digital modulation techniques may operate in the 902-928MHz, 2400-2483.5MHz, and 5725-5850MHz bands. The minimum 6 dB bandwidth shall be at least 500 kHz.

5.3. EUT Configuration on Measurement

The equipment are installed on the emission measurement to meet the commission requirements and operating regulations in a manner which tends to maximize its emission characteristics in normal application.

5.4. Operating Condition of EUT

5.4.1. Setup the EUT and simulator as shown as Section 5.1.

5.4.2. Turn on the power of all equipment.

5.4.3. Let the EUT work in TX modes measure it. The transmit frequency are 2412-2462 and 2422-2452MHz. We select 2412MHz, 2437MHz, 2462MHz and 2422MHz, 2437MHz, 2452MHz TX frequency to transmit.

5.5. Test Procedure

1. Set resolution bandwidth (RBW) = 100 kHz.
2. Set the video bandwidth (VBW) $\geq 3 \times$ RBW.
3. Detector = Peak.
4. Trace mode = max hold.
5. Sweep = auto couple.
6. Allow the trace to stabilize.
7. Measure the maximum width of the emission that is constrained by the frequencies associated with the two outermost amplitude points (upper and lower) that are attenuated by 6 dB relative to the maximum level measured in the fundamental emission.

5.6. Test Result

The test was performed with 802.11b			
Channel	Frequency (MHz)	6dB Bandwidth (MHz)	Limit (MHz)
Low	2412	10.16	> 0.5MHz
Middle	2437	10.20	> 0.5MHz
High	2462	10.16	> 0.5MHz

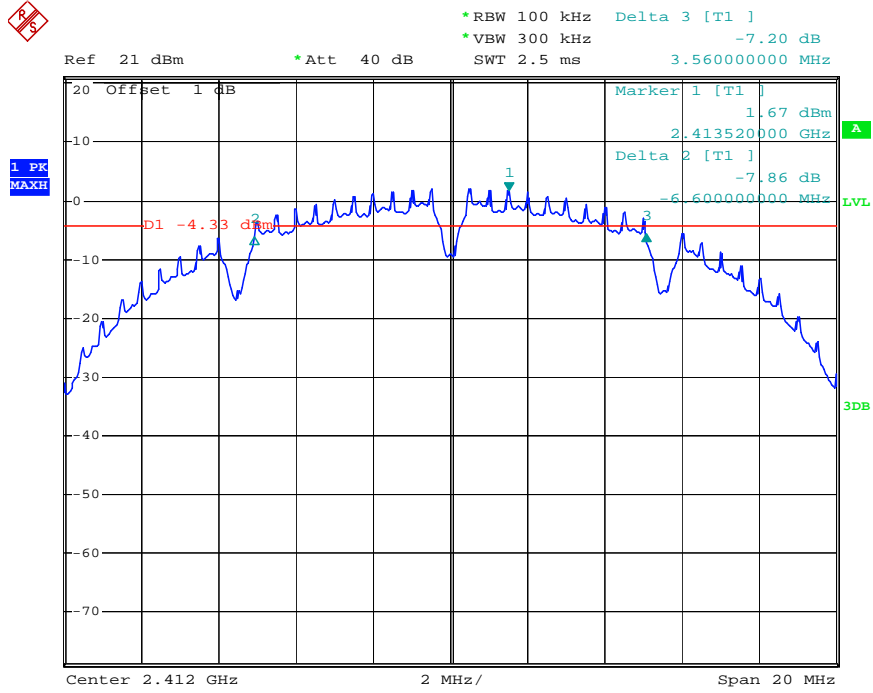
The test was performed with 802.11g			
Channel	Frequency (MHz)	6dB Bandwidth (MHz)	Limit (MHz)
Low	2412	16.48	> 0.5MHz
Middle	2437	16.52	> 0.5MHz
High	2462	16.48	> 0.5MHz

The test was performed with 802.11n (Bandwidth: 20 MHz)			
Channel	Frequency (MHz)	6dB Bandwidth (MHz)	Limit (MHz)
Low	2412	17.88	> 0.5MHz
Middle	2437	17.88	> 0.5MHz
High	2462	17.88	> 0.5MHz

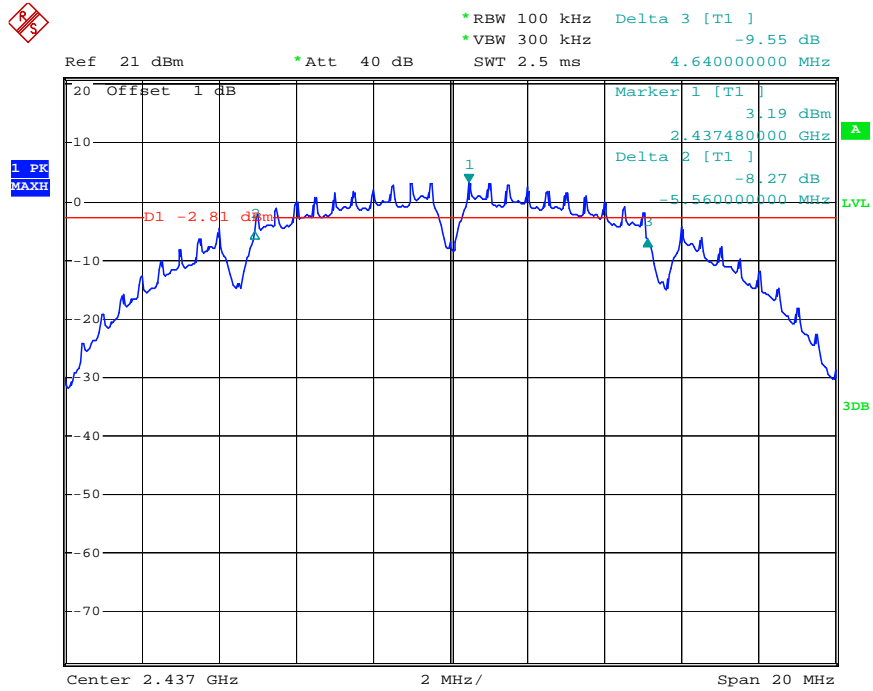
The test was performed with 802.11n (Bandwidth: 40 MHz)			
Channel	Frequency (MHz)	6dB Bandwidth (MHz)	Limit (MHz)
Low	2422	36.68	> 0.5MHz
Middle	2437	36.76	> 0.5MHz
High	2452	36.60	> 0.5MHz

The spectrum analyzer plots are attached as below.

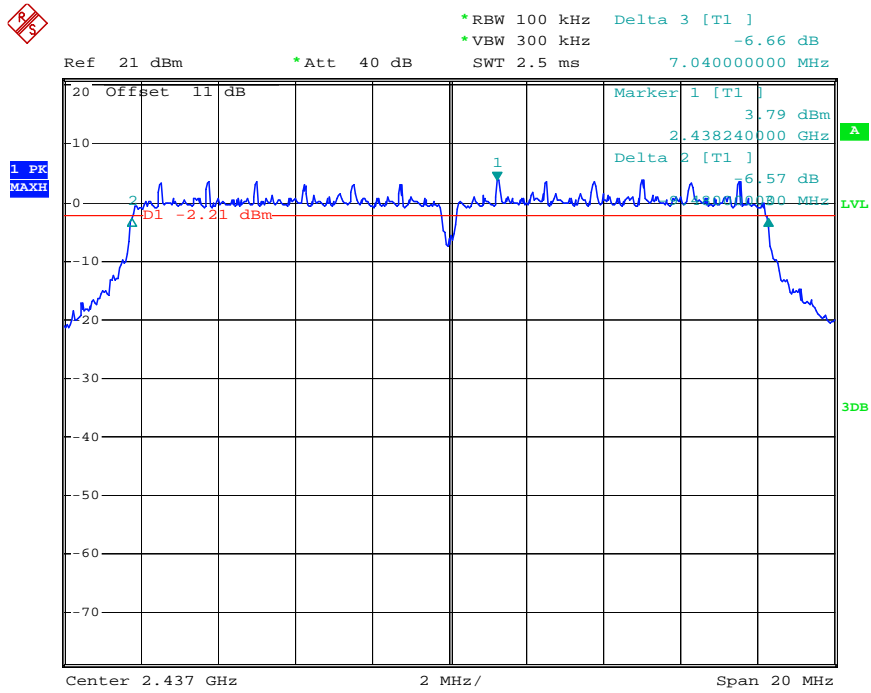
802.11b Channel Low 2412MHz



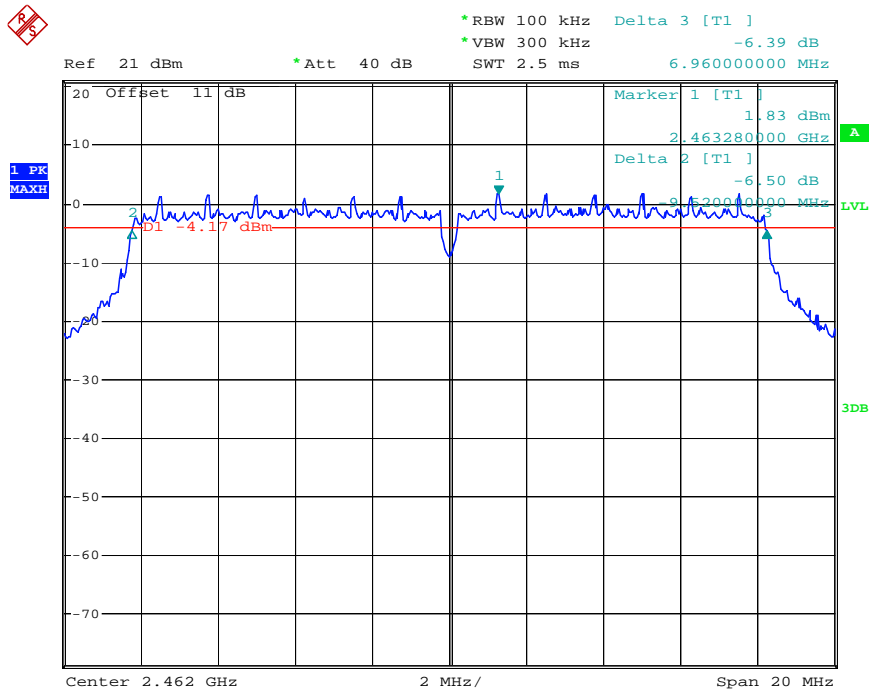
802.11b Channel Middle 2437MHz



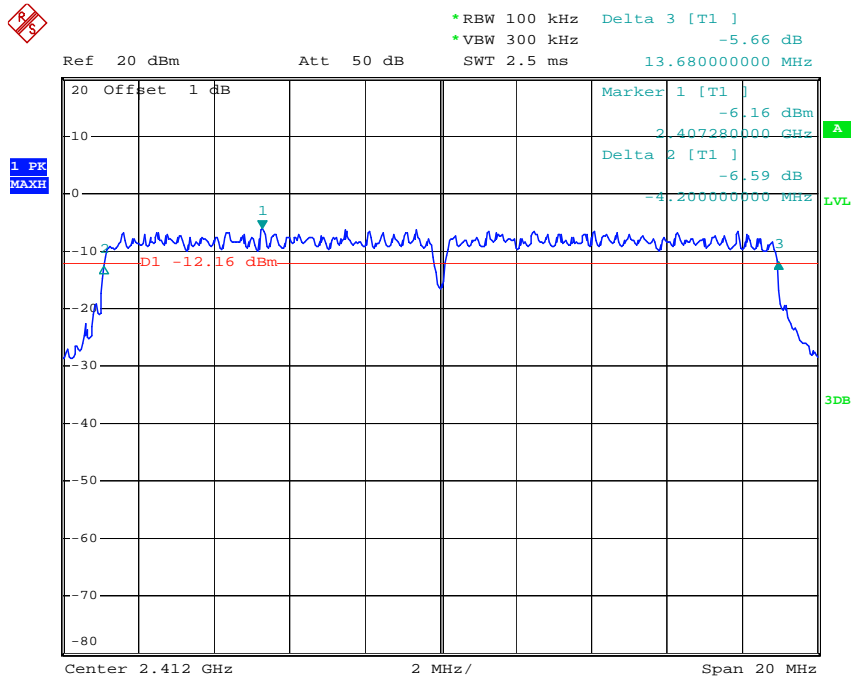
802.11g Channel Middle 2437MHz



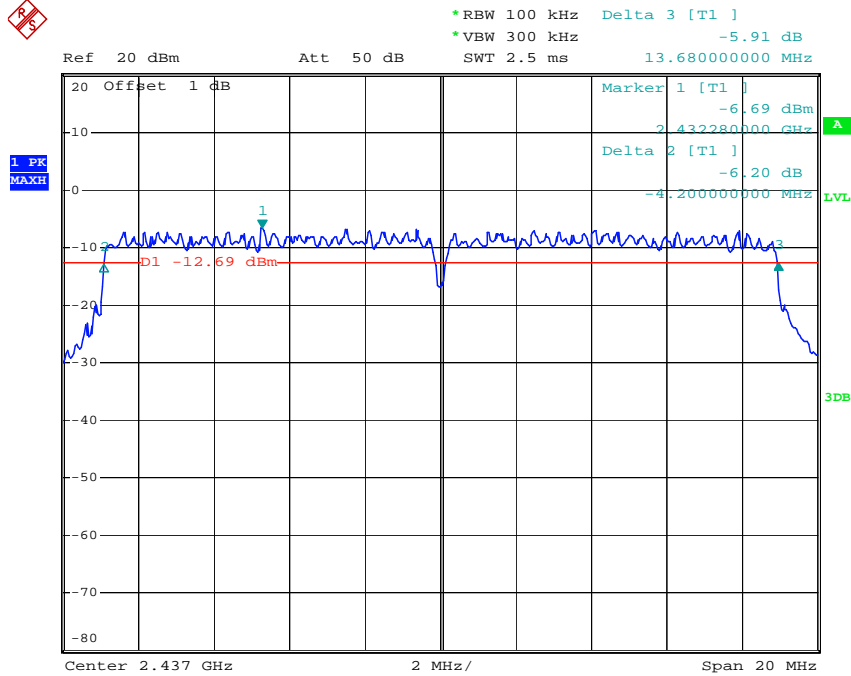
802.11g Channel High 2462MHz



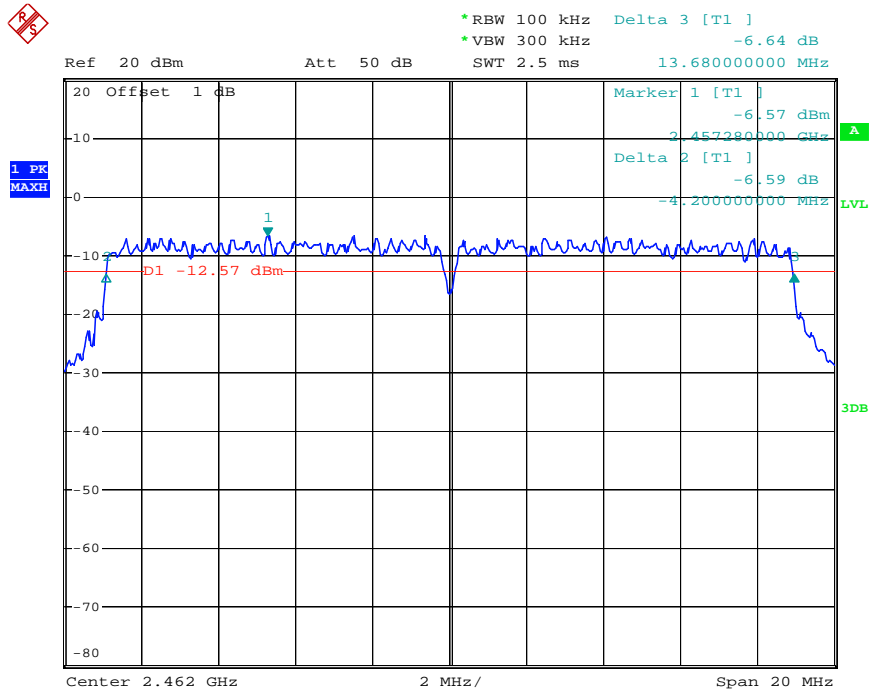
802.11n Channel Low 2412MHz (20MHz)



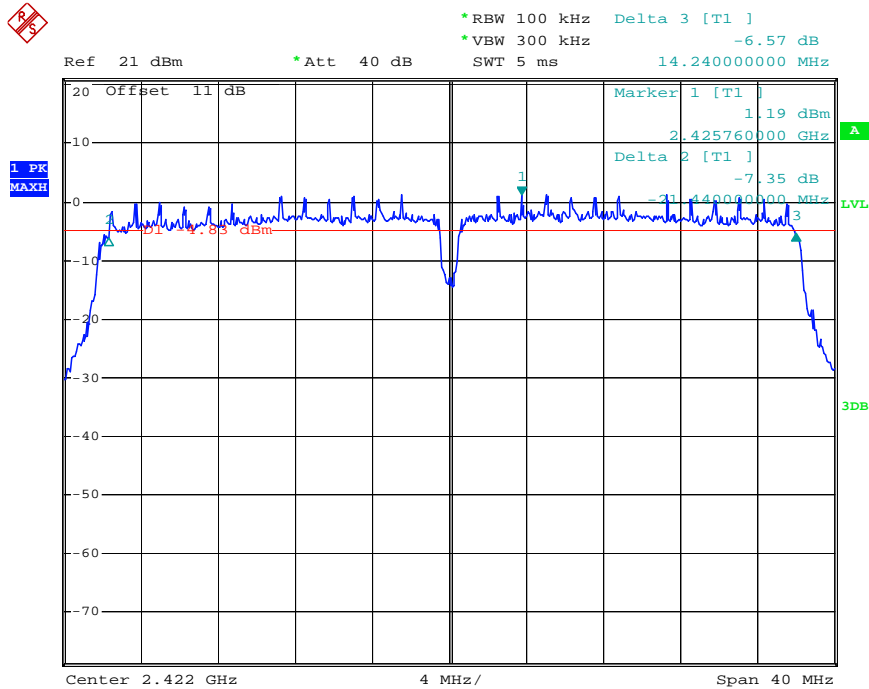
802.11n Channel Middle 2437MHz(20MHz)



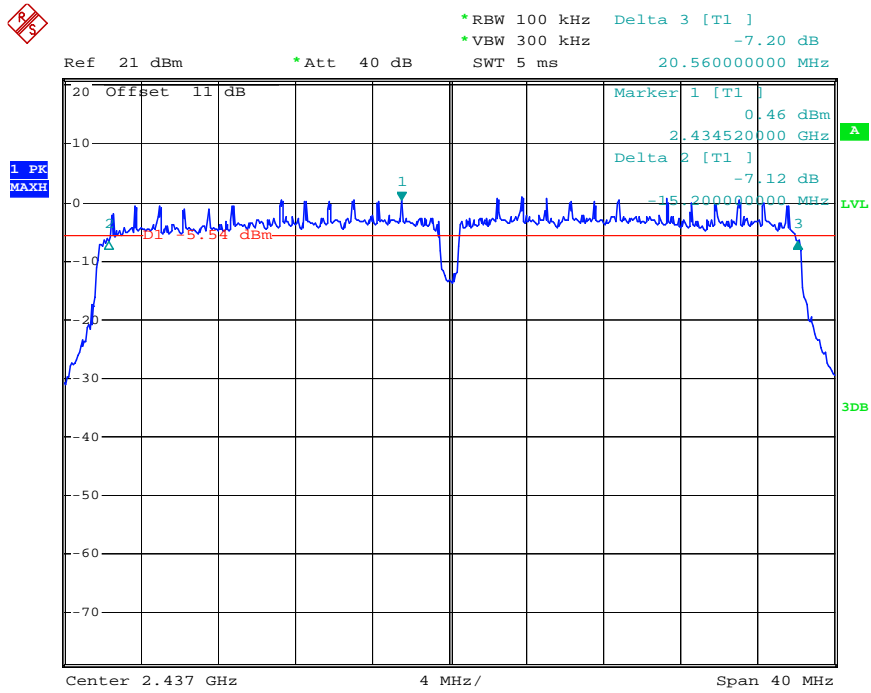
802.11n Channel High 2462MHz(20MHz)



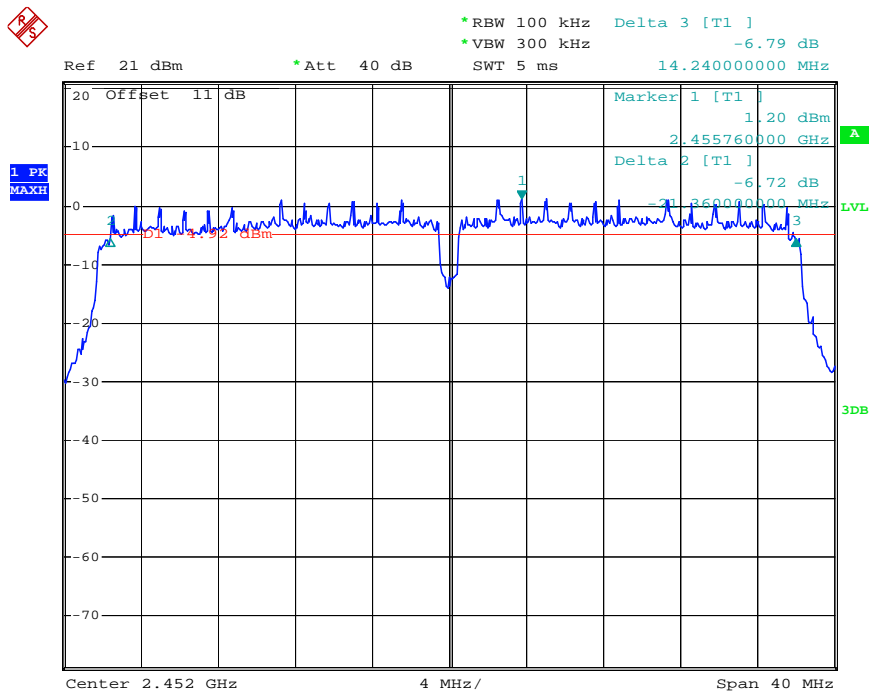
802.11n Channel Low 2422MHz (40MHz)



802.11n Channel Middle 2437MHz(40MHz)

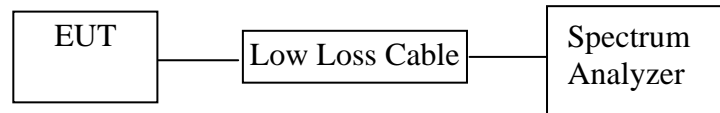


802.11n Channel High 2452MHz(40MHz)



6. MAXIMUM PEAK OUTPUT POWER

6.1. Block Diagram of Test Setup



6.2. The Requirement For Section 15.247(b)(3)

Section 15.247(b)(3): For systems using digital modulation in the 902-928MHz, 2400-2483.5MHz, and 5725-5850MHz bands: 1 Watt.

6.3. EUT Configuration on Measurement

The equipment are installed on the emission Measurement to meet the commission requirements and operating regulations in a manner which tends to maximize its emission characteristics in normal application.

6.4. Operating Condition of EUT

6.4.1. Setup the EUT and simulator as shown as Section 6.1.

6.4.2. Turn on the power of all equipment.

6.4.3. Let the EUT work in TX modes measure it. The transmit frequency are 2412-2462 and 2422-2452MHz. We select 2412MHz, 2437MHz, 2462MHz and 2422MHz, 2437MHz, 2452MHz TX frequency to transmit.

6.5. Test Procedure

6.5.1. The EUT was tested according to DTS test procedure of April 09, 2013 KDB558074 D01 DTS Meas Guidance v03 for compliance to FCC 47CFR 15.247 requirements.

6.5.2. The transmitter output was connected to the spectrum analyzer through a low loss cable.

6.5.3. Set RBW of spectrum analyzer to 1MHz and VBW to 3MHz.

6.5.4. Measurement the maximum peak output power.

6.6. Test Result

The test was performed with 802.11b				
Channel	Frequency (MHz)	Peak Output Power (dBm)	Peak Output Power (mW)	Limits dBm / W
Low	2412	8.04	6.37	30 dBm / 1 W
Middle	2437	8.49	7.06	30 dBm / 1 W
High	2462	8.05	6.38	30 dBm / 1 W

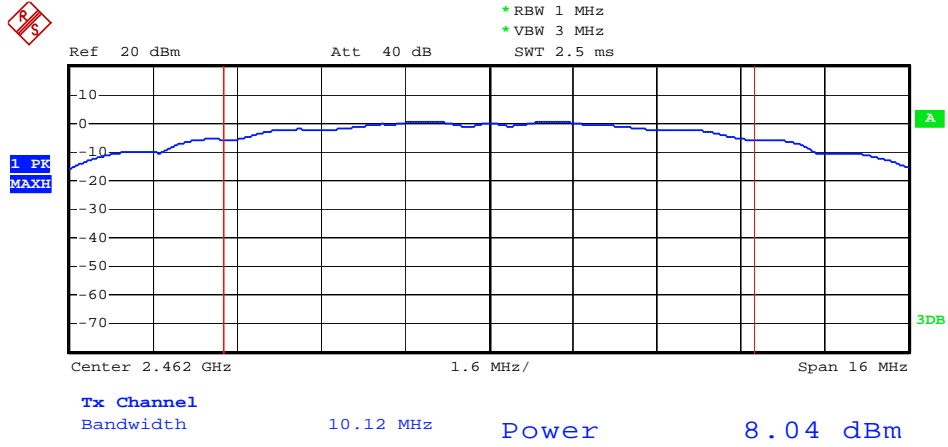
The test was performed with 802.11g				
Channel	Frequency (MHz)	Peak Output Power (dBm)	Peak Output Power (mW)	Limits dBm / W
Low	2412	7.95	6.24	30 dBm / 1 W
Middle	2437	7.81	6.04	30 dBm / 1 W
High	2462	7.48	5.60	30 dBm / 1 W

The test was performed with 802.11n (20MHz)				
Channel	Frequency (MHz)	Peak Output Power (dBm)	Peak Output Power (mW)	Limits dBm / W
Low	2412	7.28	5.35	30 dBm / 1 W
Middle	2437	7.10	5.13	30 dBm / 1 W
High	2462	6.71	4.69	30 dBm / 1 W

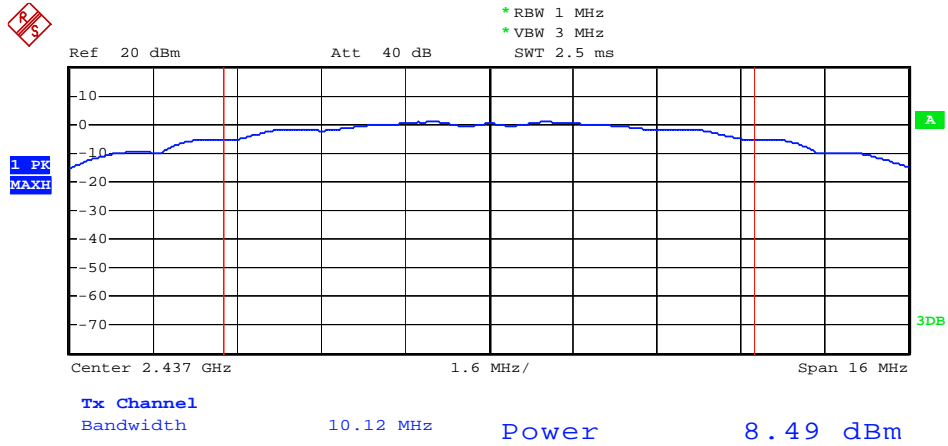
The test was performed with 802.11n (40MHz)				
Channel	Frequency (MHz)	Peak Output Power (dBm)	Peak Output Power (mW)	Limits dBm / W
Low	2422	7.51	5.64	30 dBm / 1 W
Middle	2437	6.59	4.56	30 dBm / 1 W
High	2452	6.06	4.04	30 dBm / 1 W

The spectrum analyzer plots are attached as below.

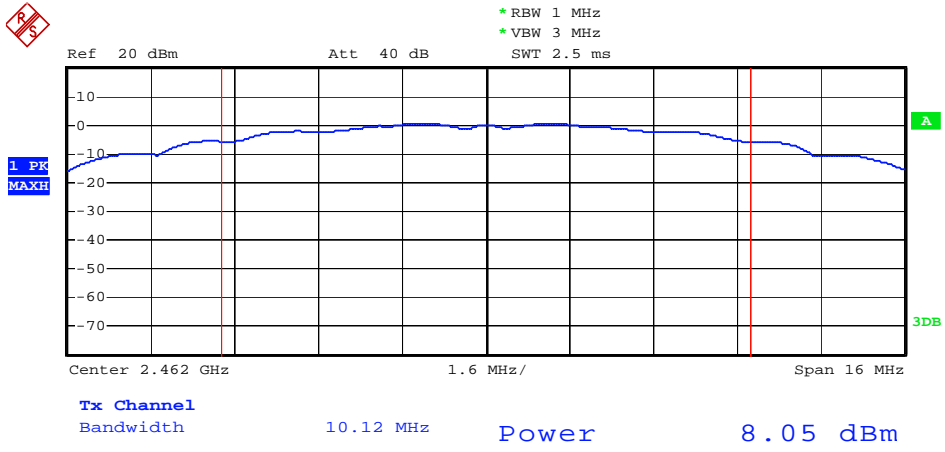
802.11b Channel Low 2412MHz



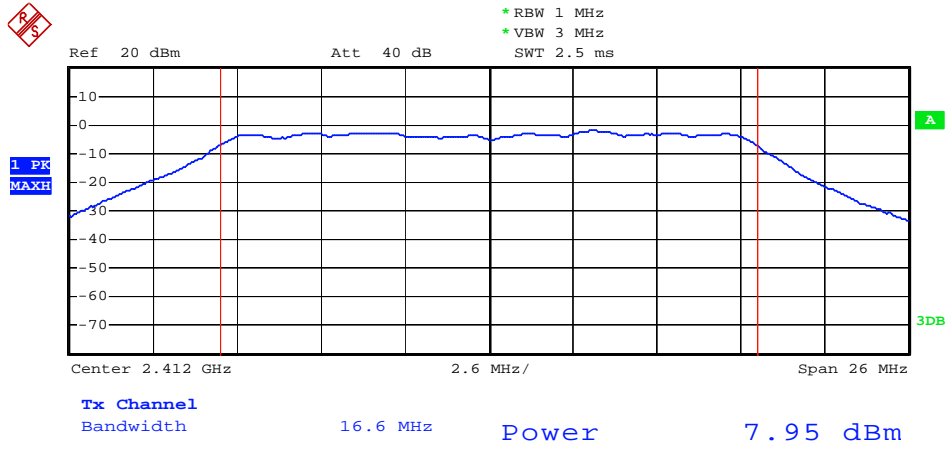
802.11b Channel Middle 2437MHz



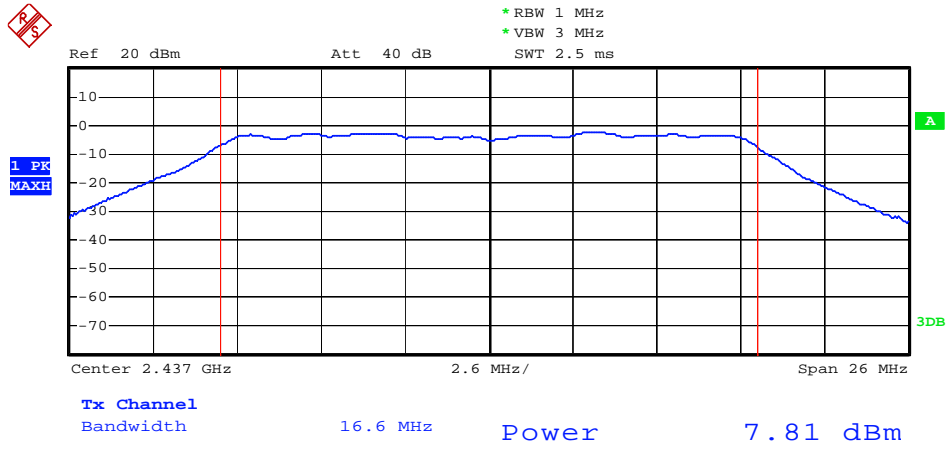
802.11b Channel High 2462MHz



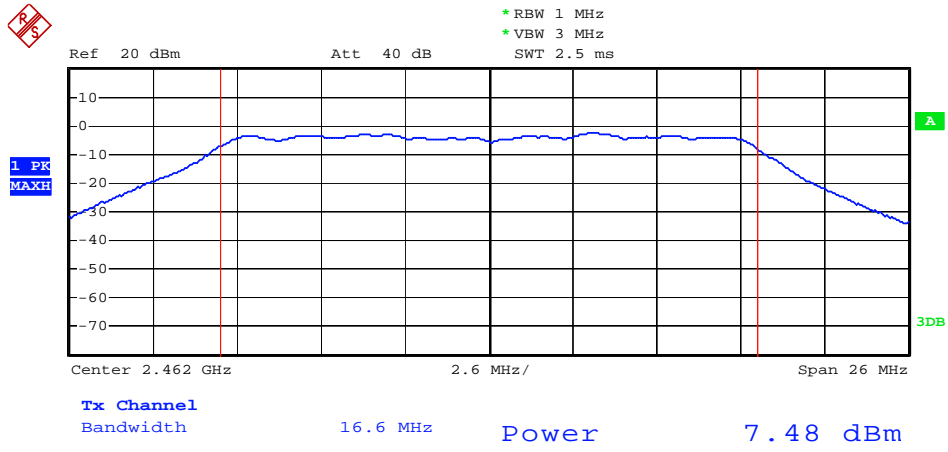
802.11g Channel Low 2412MHz



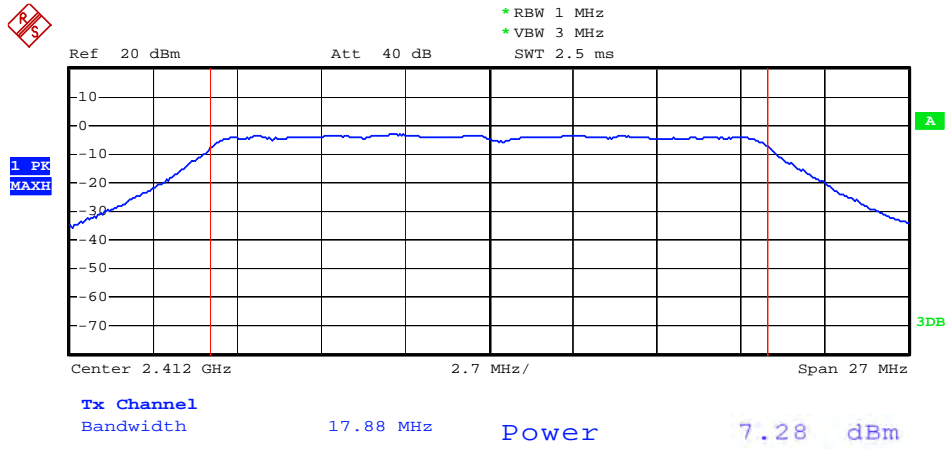
802.11g Channel Middle 2437MHz



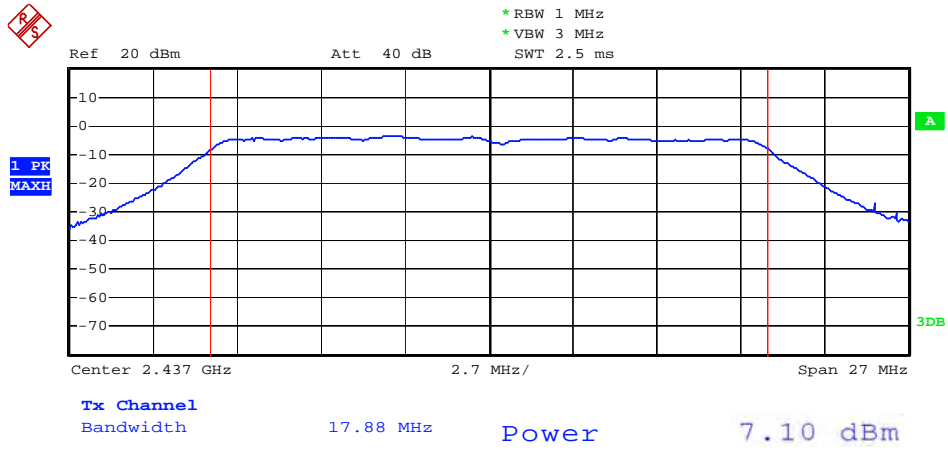
802.11g Channel High 2462MHz



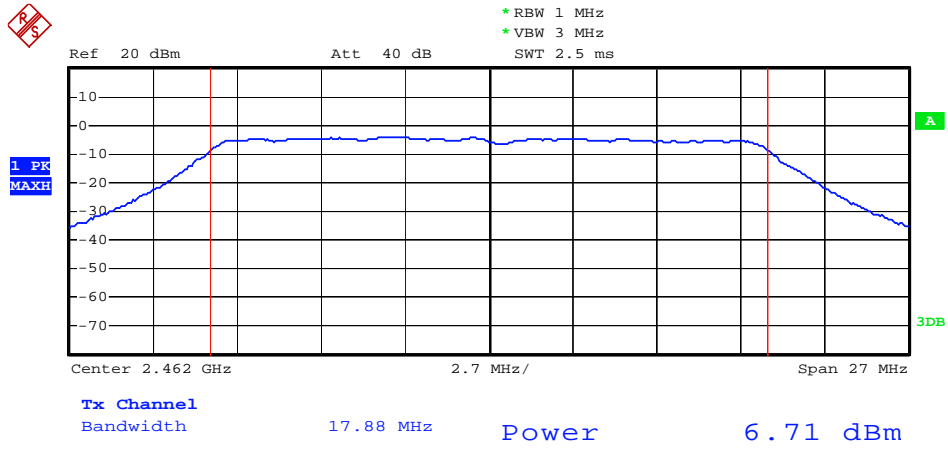
802.11n Channel Low 2412MHz (20MHz)



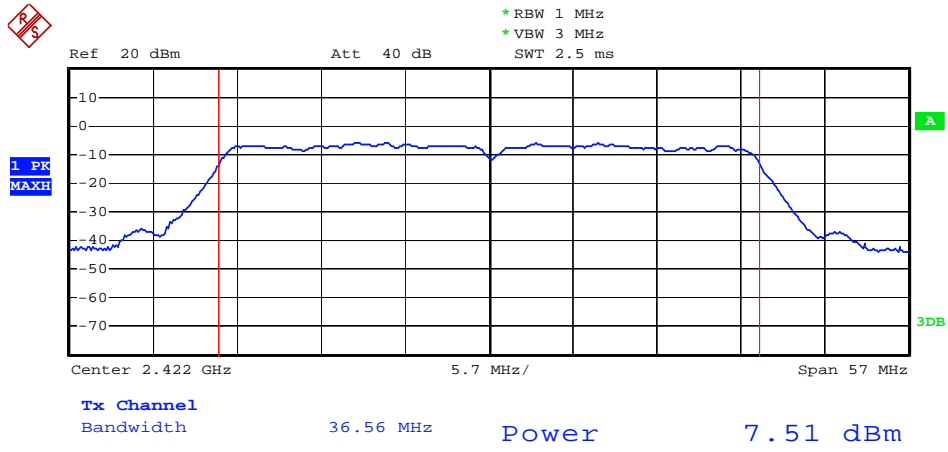
802.11n Channel Middle 2437MHz (20MHz)



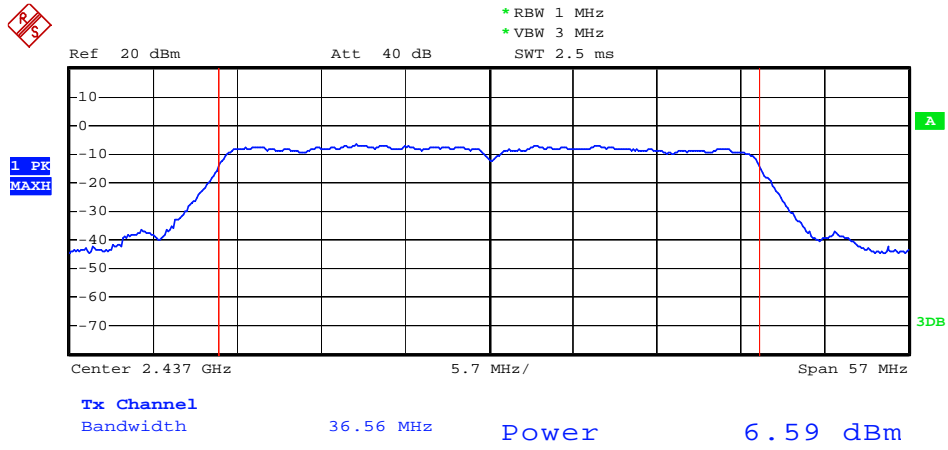
802.11n Channel High 2462MHz (20MHz)



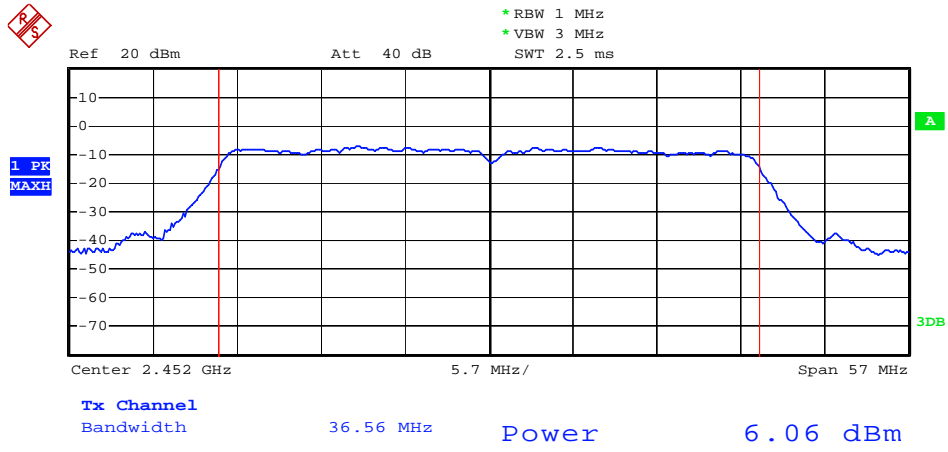
802.11n Channel Low 2422MHz (40MHz)



802.11n Channel Middle 2437MHz (40MHz)

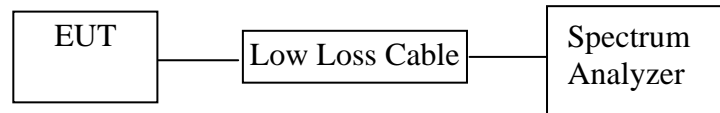


802.11n Channel High 2452MHz (40MHz)



7. POWER SPECTRAL DENSITY MEASUREMENT

7.1. Block Diagram of Test Setup



7.2. The Requirement For Section 15.247(e)

Section 15.247(e): For digitally modulated systems, the power spectral density conducted from the intentional radiator to the antenna shall not be greater than 8 dBm in any 3 kHz band during any time interval of continuous transmission.

7.3. EUT Configuration on Measurement

The equipment are installed on the emission Measurement to meet the commission requirements and operating regulations in a manner which tends to maximize its emission characteristics in normal application.

7.4. Operating Condition of EUT

7.4.1. Setup the EUT and simulator as shown as Section 7.1.

7.4.2. Turn on the power of all equipment.

7.4.3. Let the EUT work in TX modes measure it. The transmit frequency are 2412-2462 and 2422-2452MHz. We select 2412MHz, 2437MHz, 2462MHz and 2422MHz, 2437MHz, 2452MHz TX frequency to transmit.

7.5. Test Procedure

7.5.1. The transmitter output was connected to the spectrum analyzer through a low loss cable.

7.5.2. Measurement Procedure PKPSD:

This procedure must be used if maximum peak conducted output power was used to demonstrate compliance to the fundamental output power limit, and is optional if the maximum (average) conducted output power was used to demonstrate compliance.

1. Set analyzer center frequency to DTS channel center frequency.
2. Set the span to 1.5 times the DTS channel bandwidth.
3. Set the RBW $3 \text{ kHz} \leq \text{RBW} \leq 100 \text{ kHz}$.

4. Set the VBW $\geq 3 \times$ RBW.
5. Detector = peak.
6. Sweep time = auto couple.
7. Trace mode = max hold.
8. Allow trace to fully stabilize.
9. Use the peak marker function to determine the maximum amplitude level.
10. If measured value exceeds limit, reduce RBW (no less than 3 kHz) and repeat.

7.5.3.Measurement the maximum power spectral density.

7.6.Test Result

The test was performed with 802.11b			
Channel	Frequency (MHz)	Power Spectral Density (dBm)	Limits (dBm)
Low	2412	-18.04	8 dBm
Middle	2437	-17.31	8 dBm
High	2462	-16.55	8 dBm

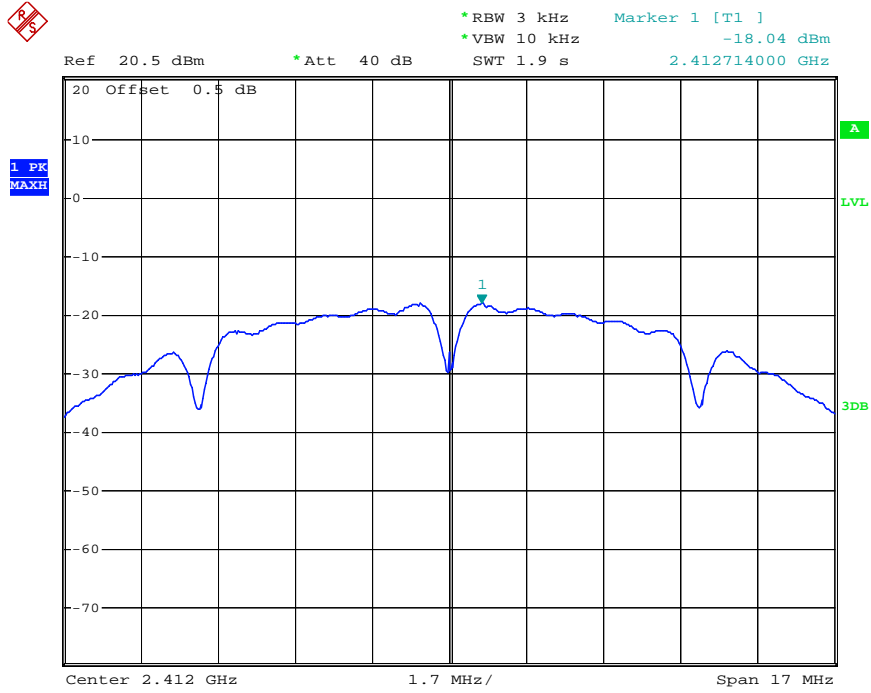
The test was performed with 802.11g			
Channel	Frequency (MHz)	Power Spectral Density (dBm)	Limits (dBm)
Low	2412	-19.74	8 dBm
Middle	2437	-20.04	8 dBm
High	2462	-20.29	8 dBm

The test was performed with 802.11n (20MHz)			
Channel	Frequency (MHz)	Power Spectral Density (dBm)	Limits (dBm)
Low	2412	-20.57	8 dBm
Middle	2437	-20.43	8 dBm
High	2462	-20.87	8 dBm

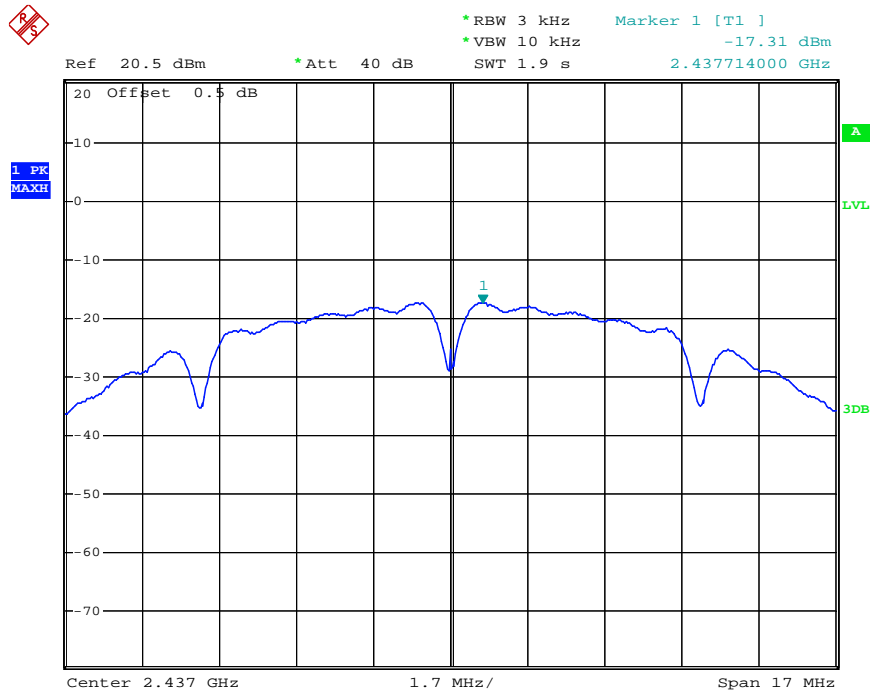
The test was performed with 802.11n (40MHz)			
Channel	Frequency (MHz)	Power Spectral Density (dBm)	Limits (dBm)
Low	2422	-21.72	8 dBm
Middle	2437	-22.44	8 dBm
High	2452	-21.78	8 dBm

The spectrum analyzer plots are attached as below.

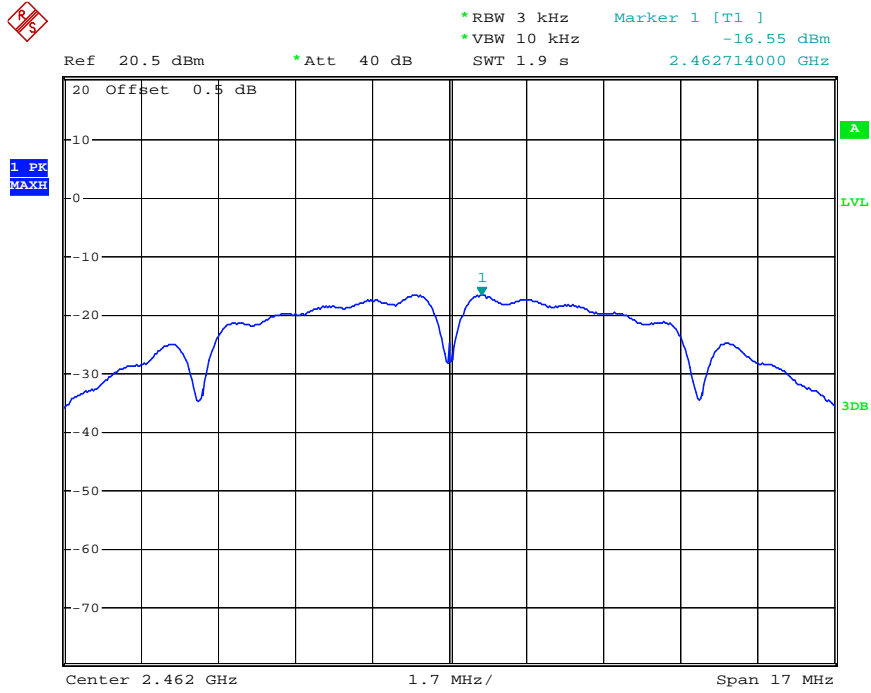
802.11b Channel Low 2412MHz



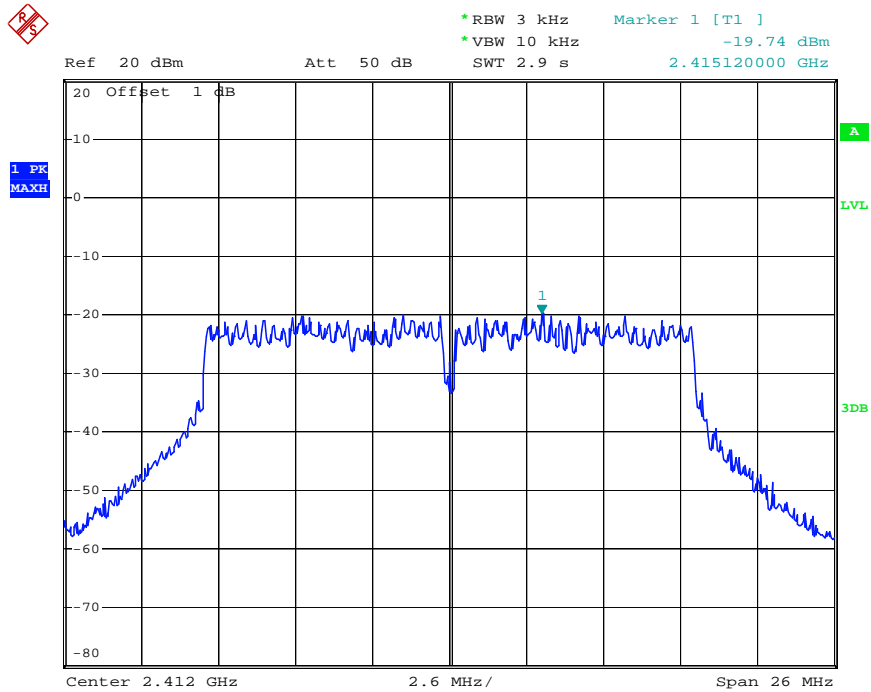
802.11b Channel Middle 2437MHz



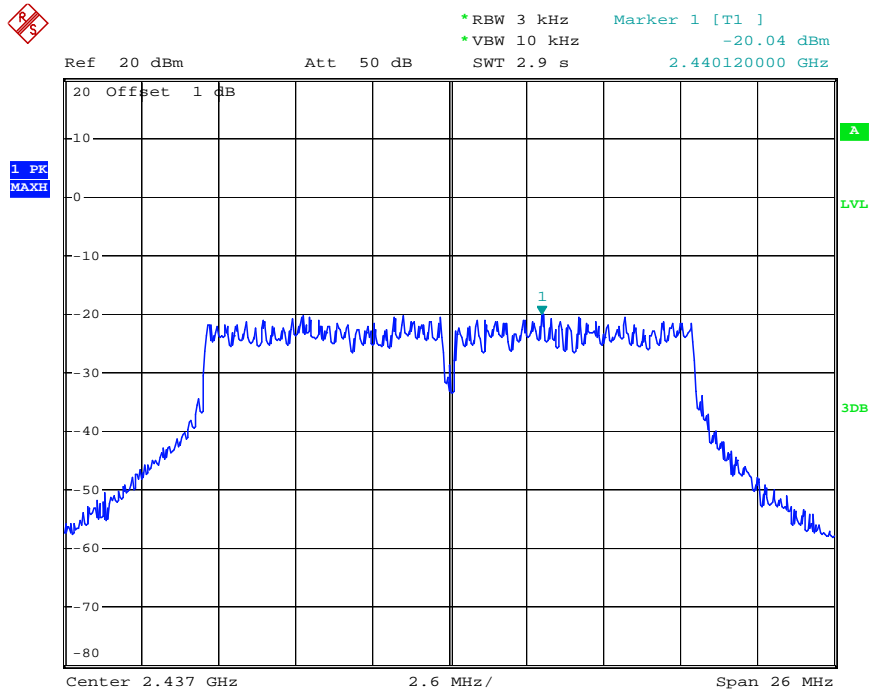
802.11b Channel High 2462MHz



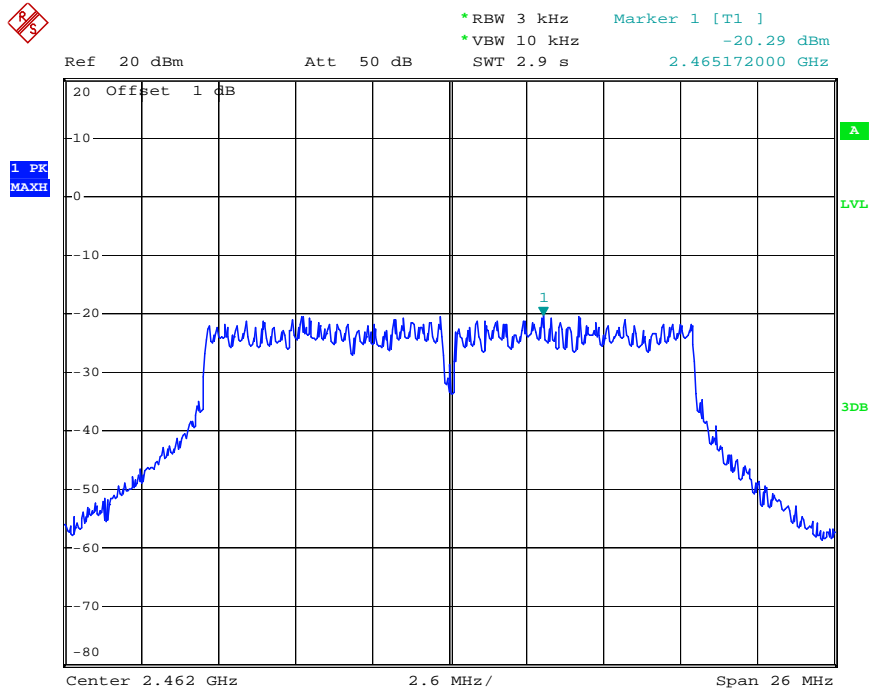
802.11g Channel Low 2412MHz



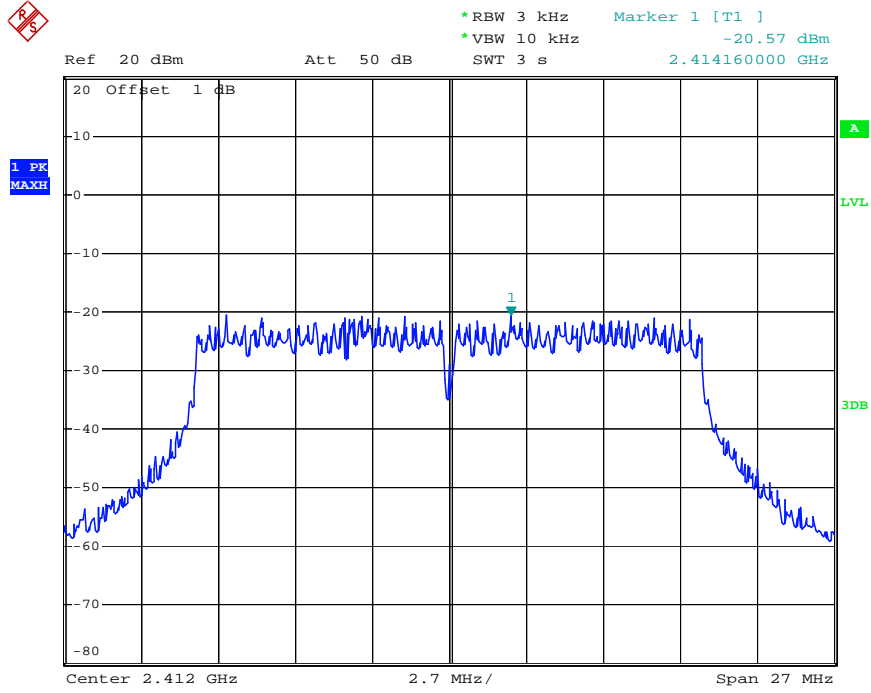
802.11g Channel Middle 2437MHz



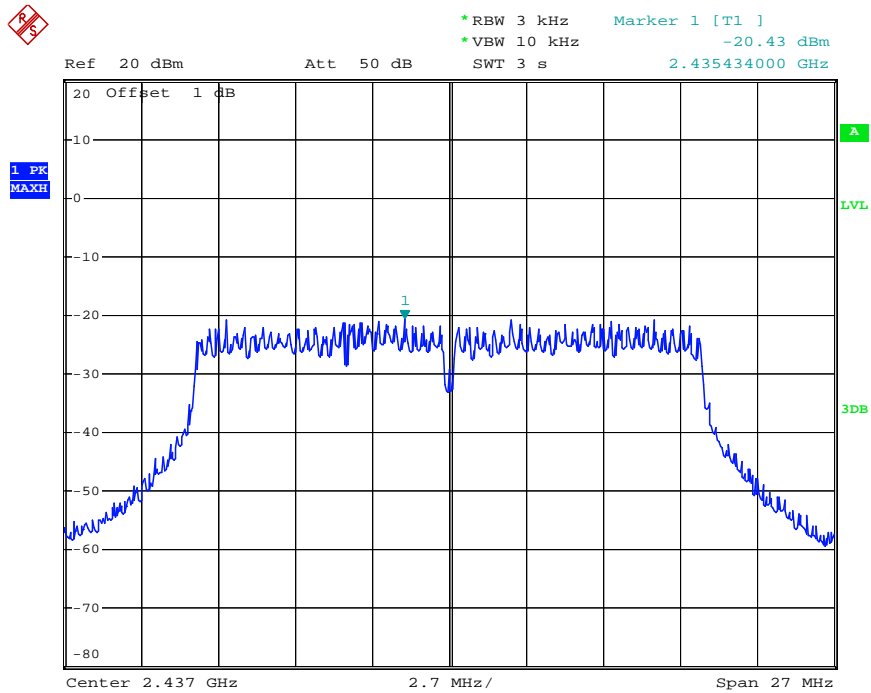
802.11g Channel High 2462MHz



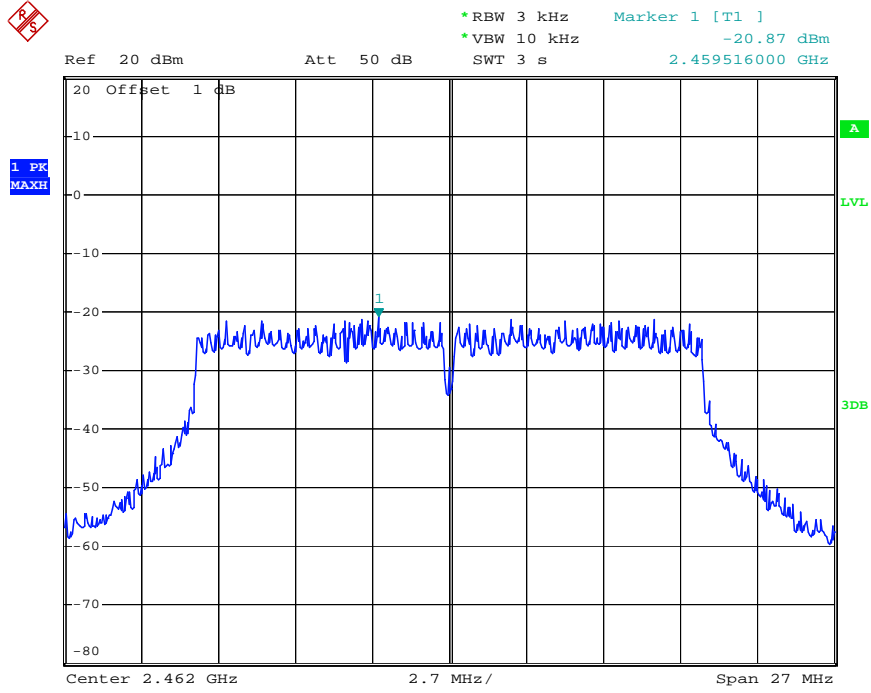
802.11n Channel Low 2412MHz (20MHz)



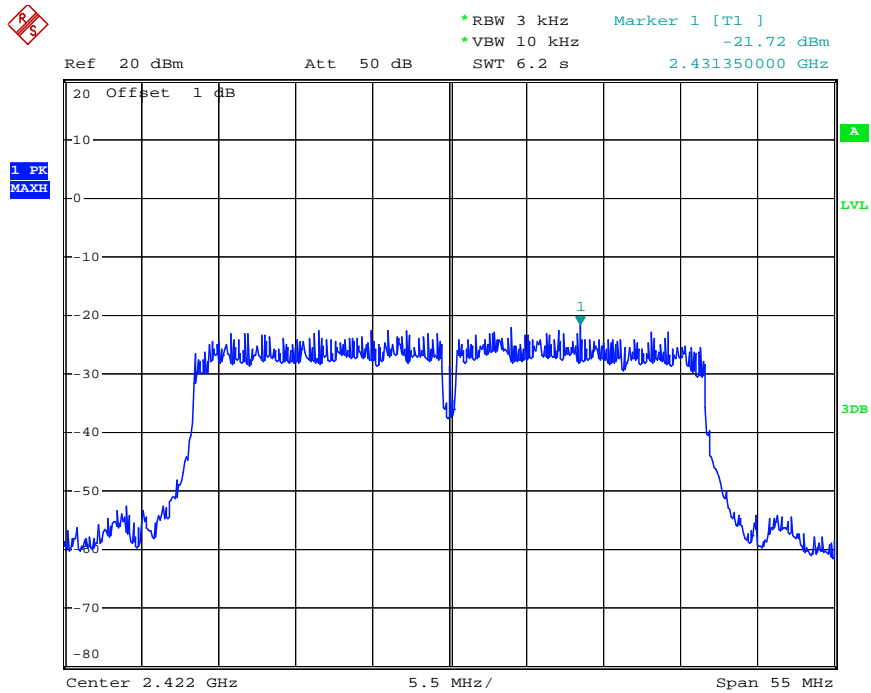
802.11n Channel Middle 2437MHz (20MHz)



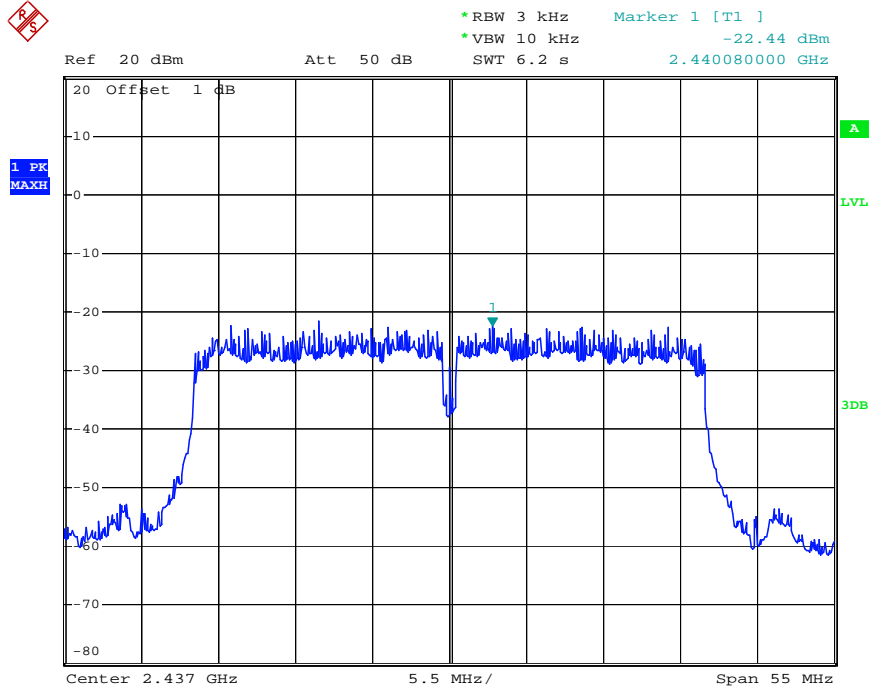
802.11n Channel High 2462MHz(20MHz)



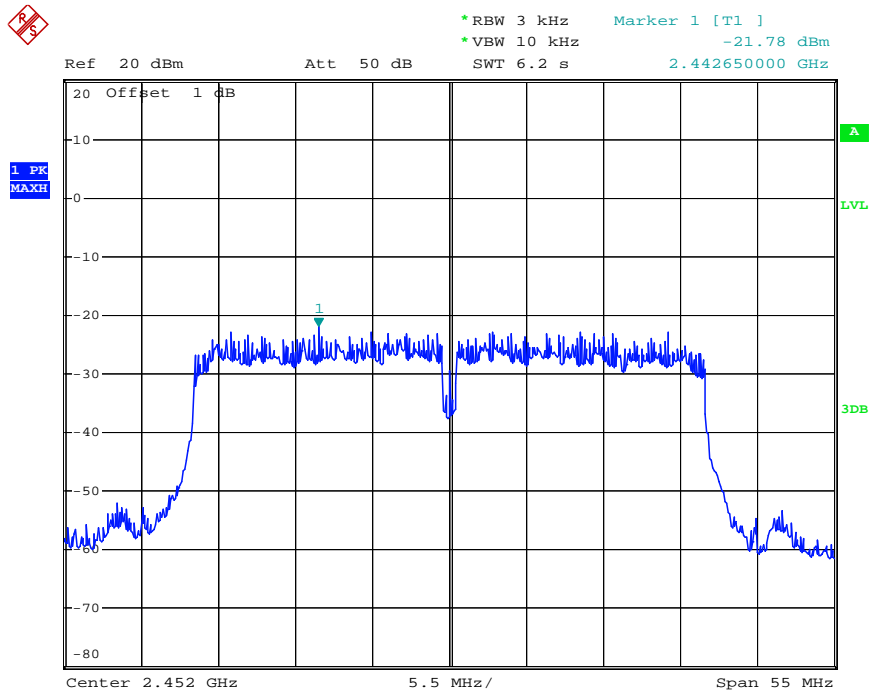
802.11n Channel Low 2422MHz (40MHz)



802.11n Channel Middle 2437MHz(40MHz)

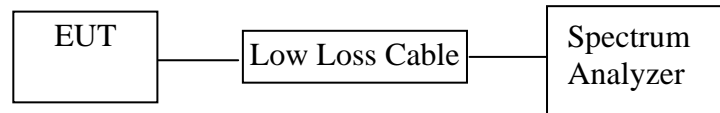


802.11n Channel High 2452MHz(40MHz)



8. BAND EDGE COMPLIANCE TEST

8.1. Block Diagram of Test Setup



8.2. The Requirement For Section 15.247(d)

Section 15.247(d): In any 100 kHz bandwidth outside the frequency band in which the spread spectrum or digitally modulated intentional radiator is operating, the radio frequency power that is produced by the intentional radiator shall be at least 20 dB below that in the 100 kHz bandwidth within the band that contains the highest level of the desired power, based on either an RF conducted or a radiated measurement, provided the transmitter demonstrates compliance with the peak conducted power limits. If the transmitter complies with the conducted power limits based on the use of RMS averaging over a time interval, as permitted under paragraph (b)(3) of this section, the attenuation required under this paragraph shall be 30 dB instead of 20 dB. Attenuation below the general limits specified in Section 15.209(a) is not required. In addition, radiated emissions which fall in the restricted bands, as defined in Section 15.205(a), must also comply with the radiated emission limits specified in Section 15.209(a).

8.3. EUT Configuration on Measurement

The equipment are installed on the emission Measurement to meet the commission requirements and operating regulations in a manner which tends to maximize its emission characteristics in normal application.

8.4. Operating Condition of EUT

8.4.1. Setup the EUT and simulator as shown as Section 8.1.

8.4.2. Turn on the power of all equipment.

8.4.3. Let the EUT work in TX modes measure it. The transmit frequency are 2412-2462 and 2422-2452MHz MHz. We select 2412MHz, 2462MHz and 2422MHz, 2452MHz TX frequency to transmit.

8.5. Test Procedure

Conducted Band Edge:

8.5.1. The transmitter output was connected to the spectrum analyzer via a low loss cable.

8.5.2. Set RBW of spectrum analyzer to 100kHz and VBW to 300kHz.

Radiate Band Edge:

8.5.3. The EUT is placed on a turntable, which is 0.8m above the ground plane and worked at highest radiated power.

8.5.4. The turntable was rotated for 360 degrees to determine the position of maximum emission level.

8.5.5. EUT is set 3m away from the receiving antenna, which is varied from 1m to 4m to find out the highest emission.

8.5.6. Set the spectrum analyzer in the following setting in order to capture the lower and upper band-edges of the emission:

RBW=1MHz, VBW=1MHz

8.5.7. The band edges was measured and recorded.

8.6. Test Result

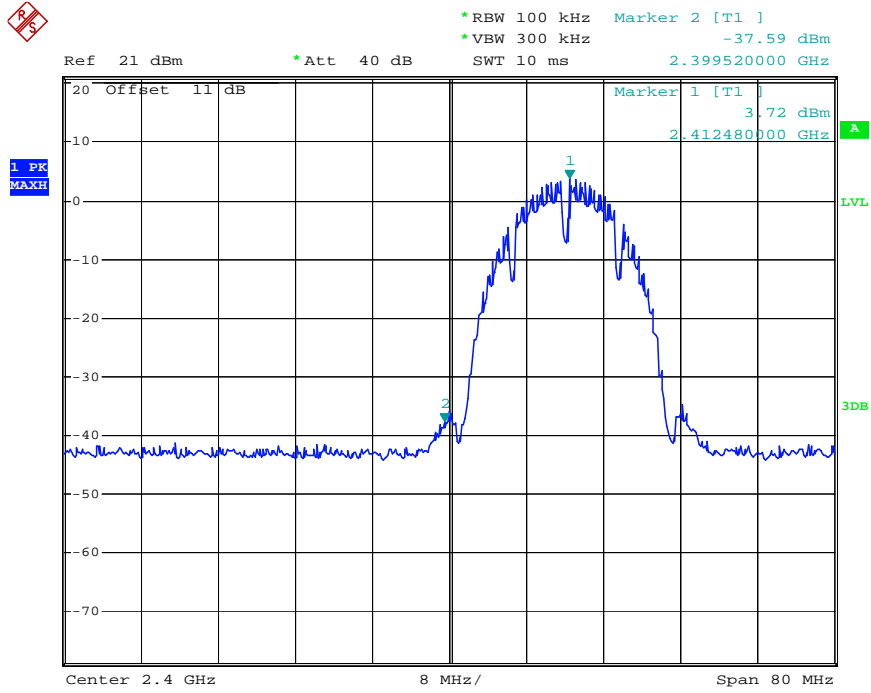
The test was performed with 802.11b		
Frequency (MHz)	Result of Band Edge (dBc)	Limit of Band Edge (dBc)
2412	41.31	> 20dBc
2462	46.70	> 20dBc

The test was performed with 802.11g		
Frequency (MHz)	Result of Band Edge (dBc)	Limit of Band Edge (dBc)
2412	34.52	> 20dBc
2462	43.58	> 20dBc

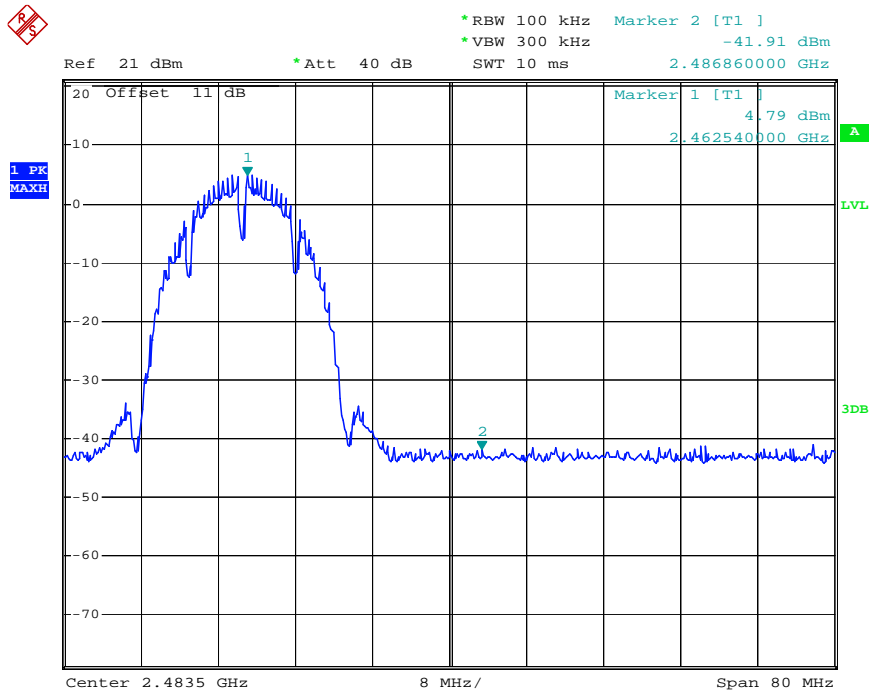
The test was performed with 802.11n (20MHz)		
Frequency (MHz)	Result of Band Edge (dBc)	Limit of Band Edge (dBc)
2412	36.87	> 20dBc
2462	43.78	> 20dBc

The test was performed with 802.11n (40MHz)		
Frequency (MHz)	Result of Band Edge (dBc)	Limit of Band Edge (dBc)
2422	32.08	> 20dBc
2452	40.60	> 20dBc

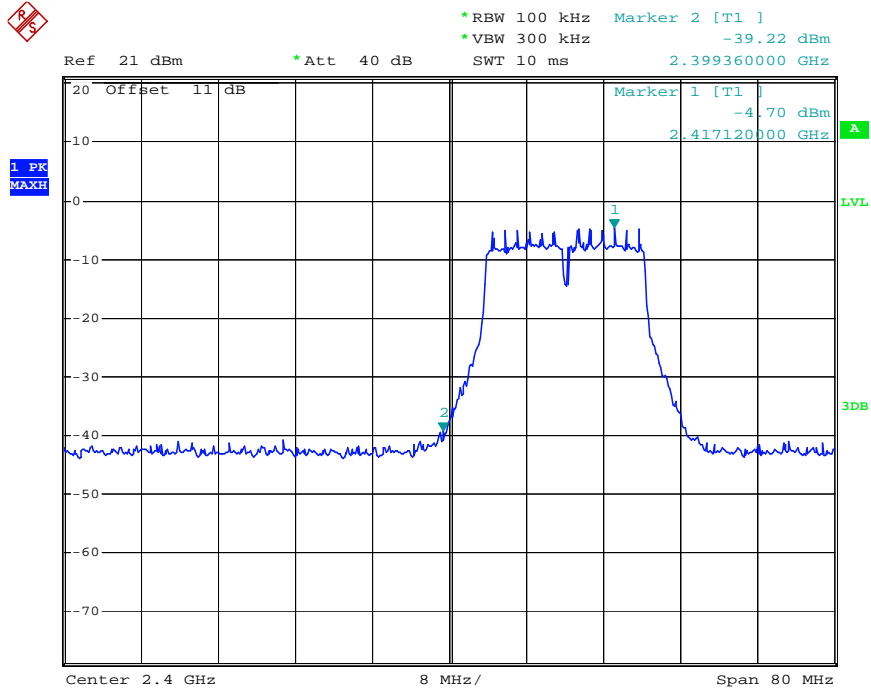
802.11b Channel Low 2412MHz



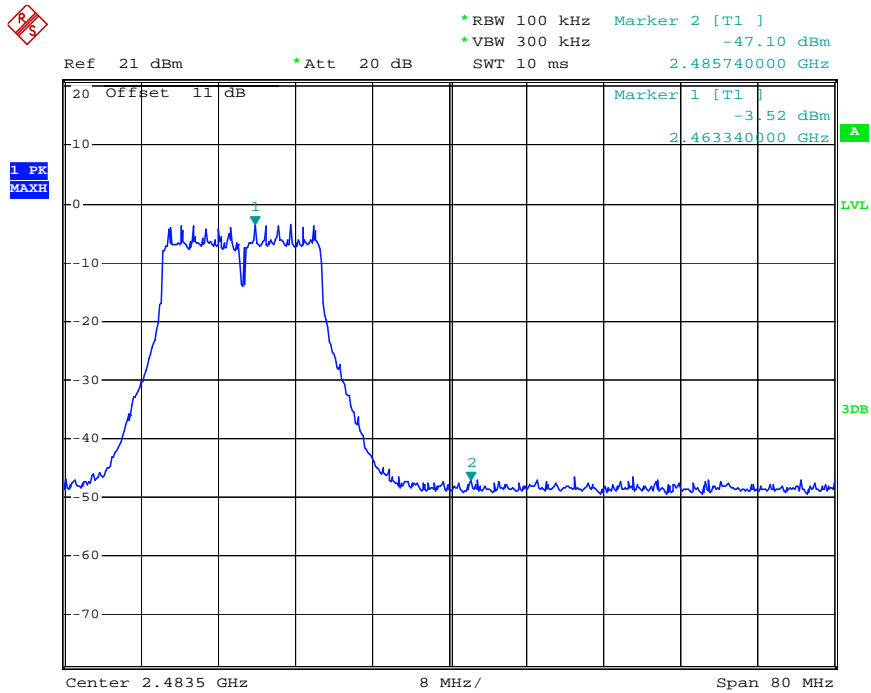
802.11b Channel High 2462MHz



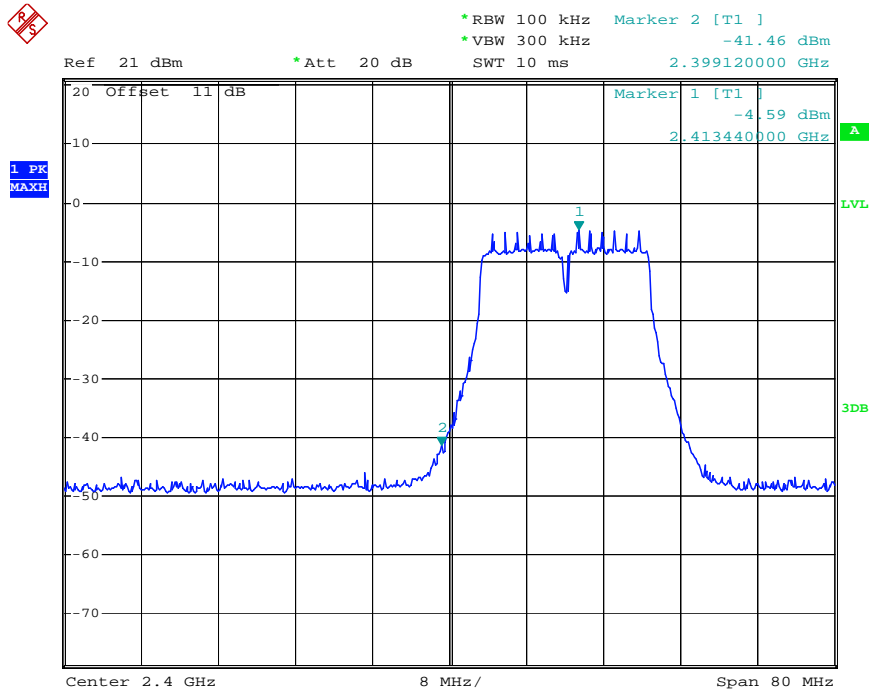
802.11g Channel Low 2412MHz



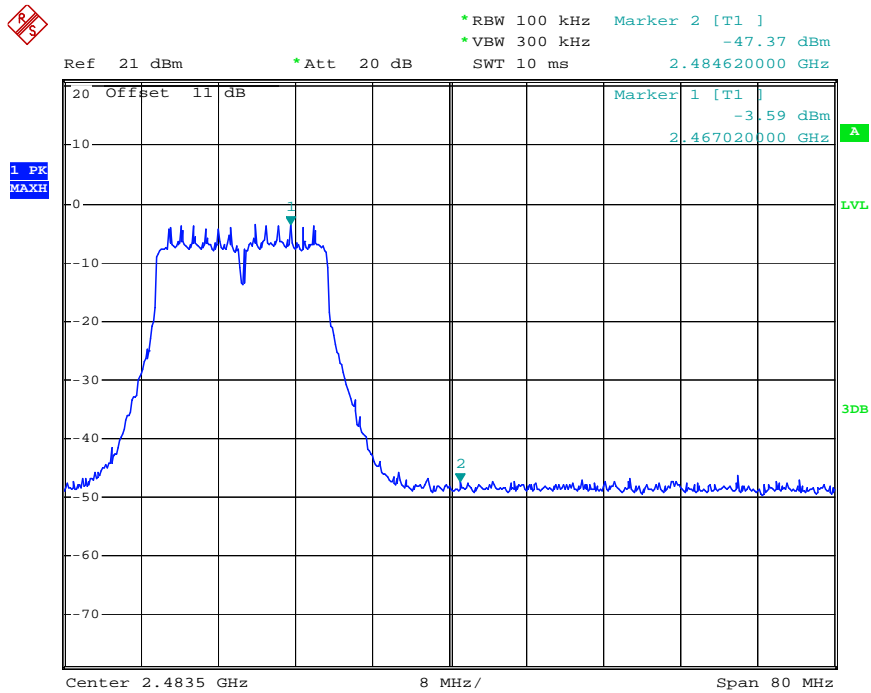
802.11g Channel High 2462MHz



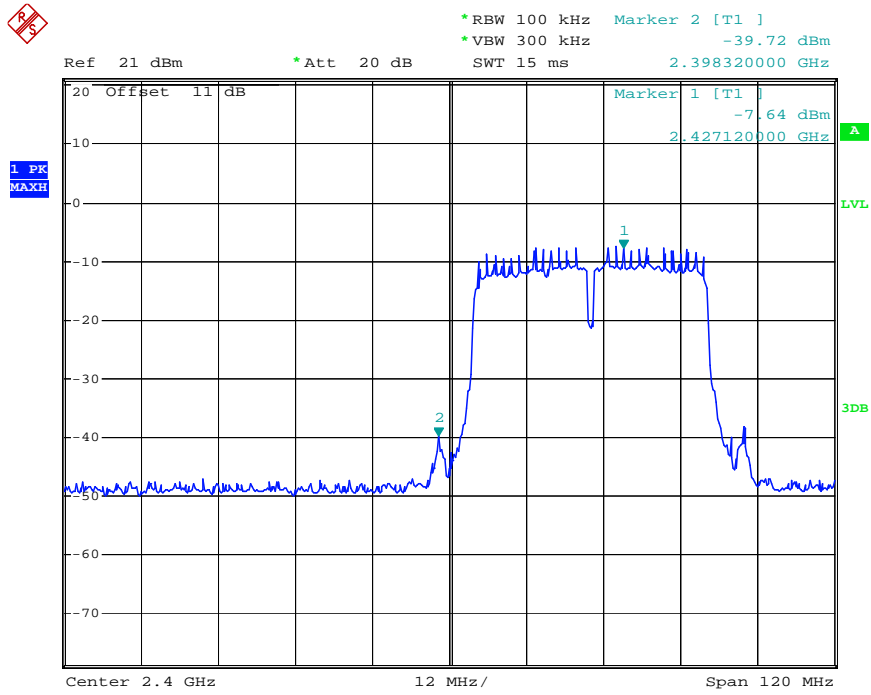
802.11n Channel Low 2412MHz (20MHz)



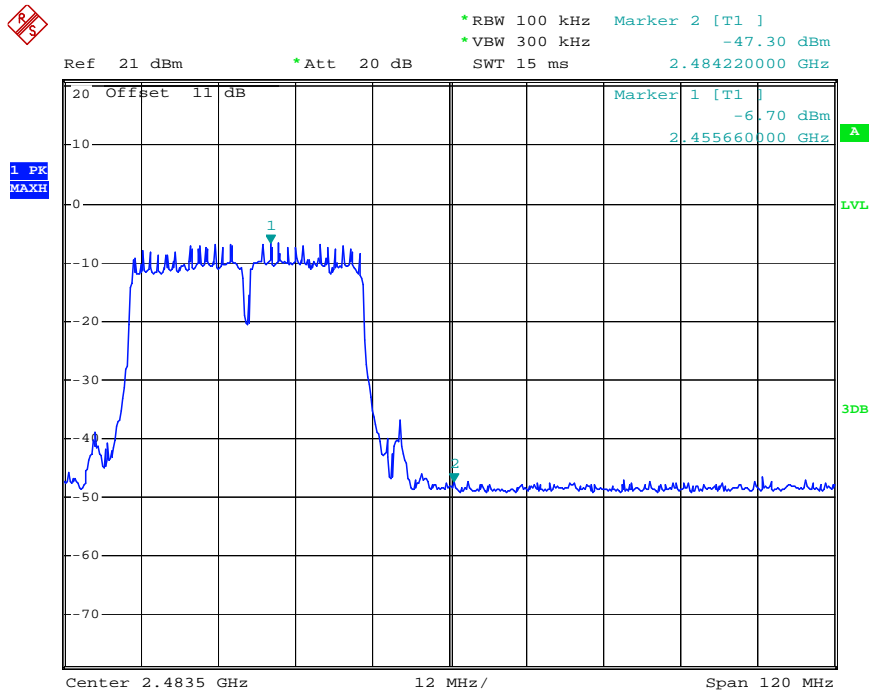
802.11n Channel High 2462MHz (20MHz)



802.11n Channel Low 2422MHz (40MHz)



802.11n Channel High 2452MHz (40MHz)



Radiated Band Edge Result

Note:

1. Emissions attenuated more than 20 dB below the permissible value are not reported.
2. The field strength is calculated by adding the antenna factor, high pass filter loss(if used) and cable loss, and subtracting the amplifier gain(if any)from the measured reading. The basic equation calculation is as follows:

$$\text{Result} = \text{Reading} + \text{Corrected Factor}$$

3. Display the measurement of peak values.



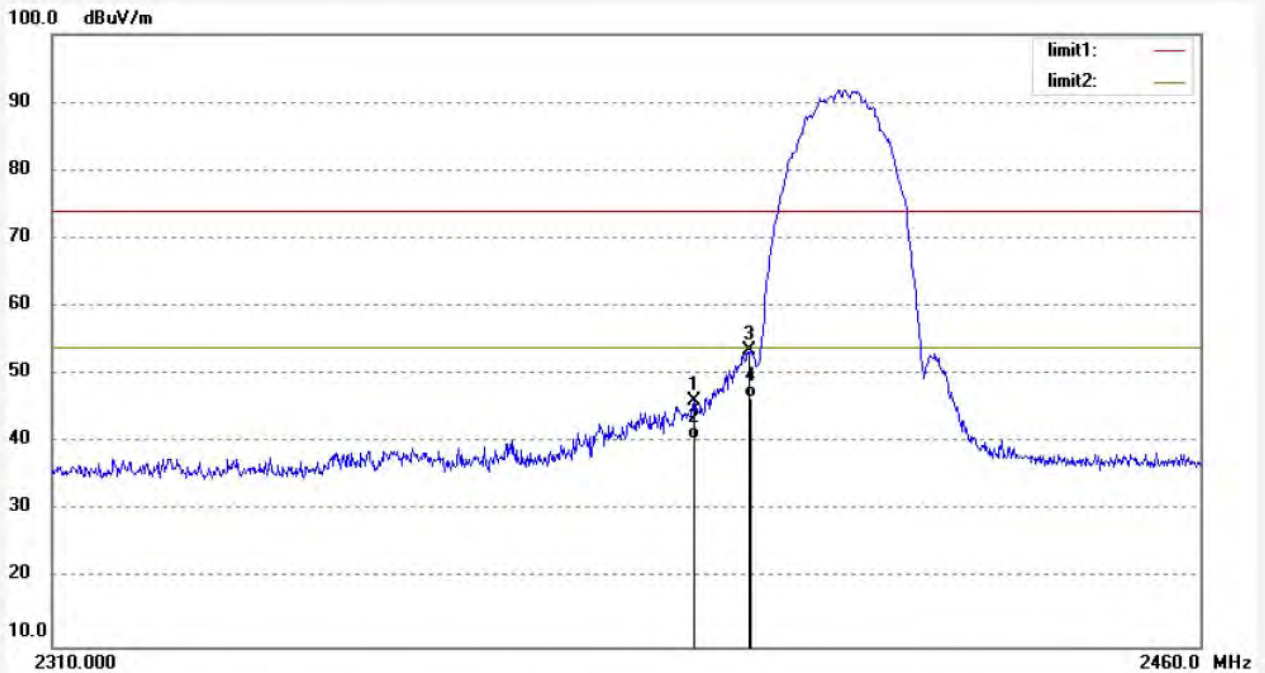
ACCURATE TECHNOLOGY CO., LTD.

F1,Bldg,A,Changyuan New Material Port Keyuan Rd,
Science & Industry Park,Nanshan Shenzhen,P.R.China

Site: 1# Chamber
Tel:+86-0755-26503290
Fax:+86-0755-26503396

Job No.: RICKY #1158	Polarization: Vertical
Standard: FCC PK	Power Source: AC 120V/60Hz
Test item: Radiation Test	Date: 14/06/14/
Temp.(C)/Hum.(%) 25 C / 55 %	Time: 17/12/37
EUT: MID	Engineer Signature:
Mode: TX 2412MHz(802.11b)	Distance: 3m
Model: PC7810BXC	
Manufacturer: Natural	

Note: Report No:ATE20140922



No.	Freq. (MHz)	Reading (dBuV/m)	Factor (dB)	Result (dBuV/m)	Limit (dBuV/m)	Margin (dB)	Detector	Height (cm)	Degree (deg.)	Remark
1	2392.800	52.93	-6.77	46.16	74.00	-27.84	peak			
2	2392.800	47.31	-6.77	40.54	54.00	-13.46	AVG			
3	2400.000	60.39	-6.76	53.63	74.00	-20.37	peak			
4	2400.000	53.25	-6.76	46.49	54.00	-7.51	AVG			



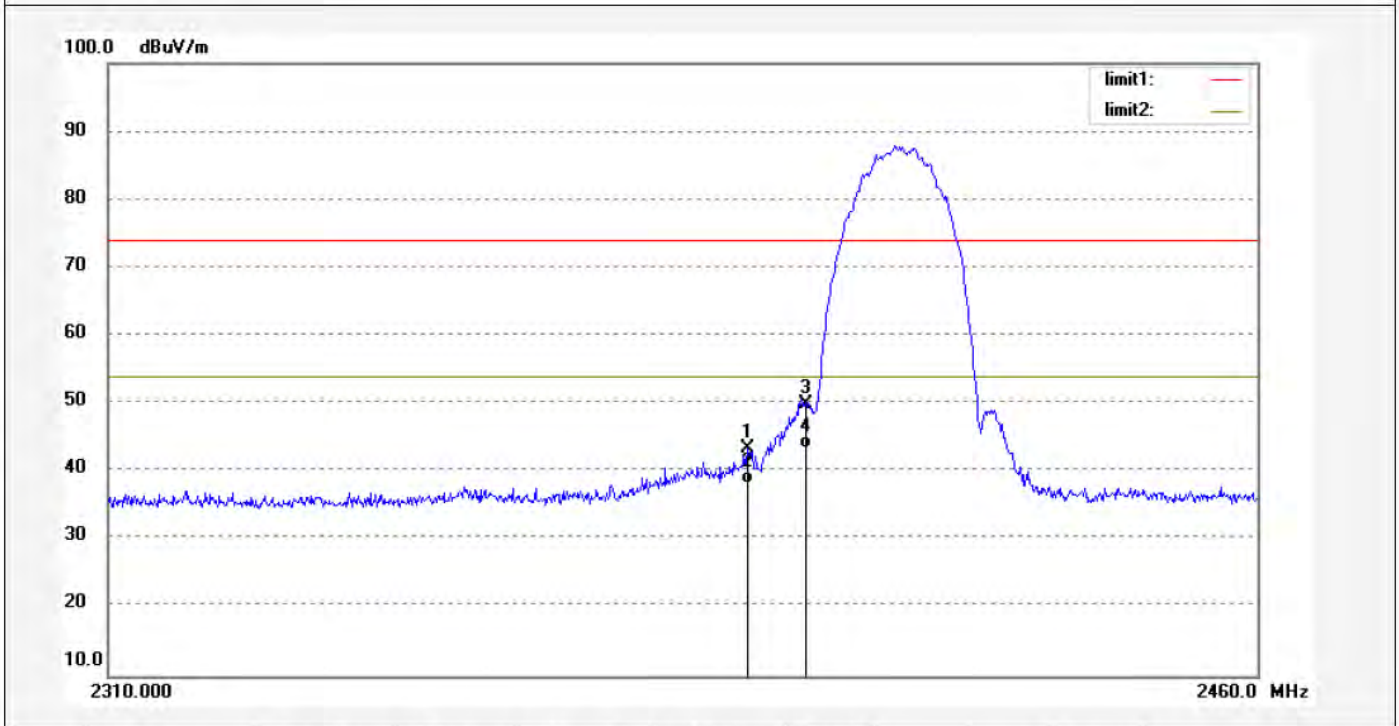
ACCURATE TECHNOLOGY CO., LTD.

F1,Bldg,A,Changyuan New Material Port Keyuan Rd,
Science & Industry Park,Nanshan Shenzhen,P.R.China

Site: 1# Chamber
Tel:+86-0755-26503290
Fax:+86-0755-26503396

Job No.: RICKY #1157	Polarization: Horizontal
Standard: FCC PK	Power Source: AC 120V/60Hz
Test item: Radiation Test	Date: 14/06/14/
Temp.(C)/Hum.(%) 25 C / 55 %	Time: 17/10/41
EUT: MID	Engineer Signature:
Mode: TX 2412MHz(802.11b)	Distance: 3m
Model: PC7810BXC	
Manufacturer: Natural	

Note: Report No:ATE20140922



No.	Freq. (MHz)	Reading (dBuV/m)	Factor (dB)	Result (dBuV/m)	Limit (dBuV/m)	Margin (dB)	Detector	Height (cm)	Degree (deg.)	Remark
1	2392.350	50.26	-6.77	43.49	74.00	-30.51	peak			
2	2392.350	45.11	-6.77	38.34	54.00	-15.66	AVG			
3	2400.000	56.78	-6.76	50.02	74.00	-23.98	peak			
4	2400.000	50.20	-6.76	43.44	54.00	-10.56	AVG			



ACCURATE TECHNOLOGY CO., LTD.

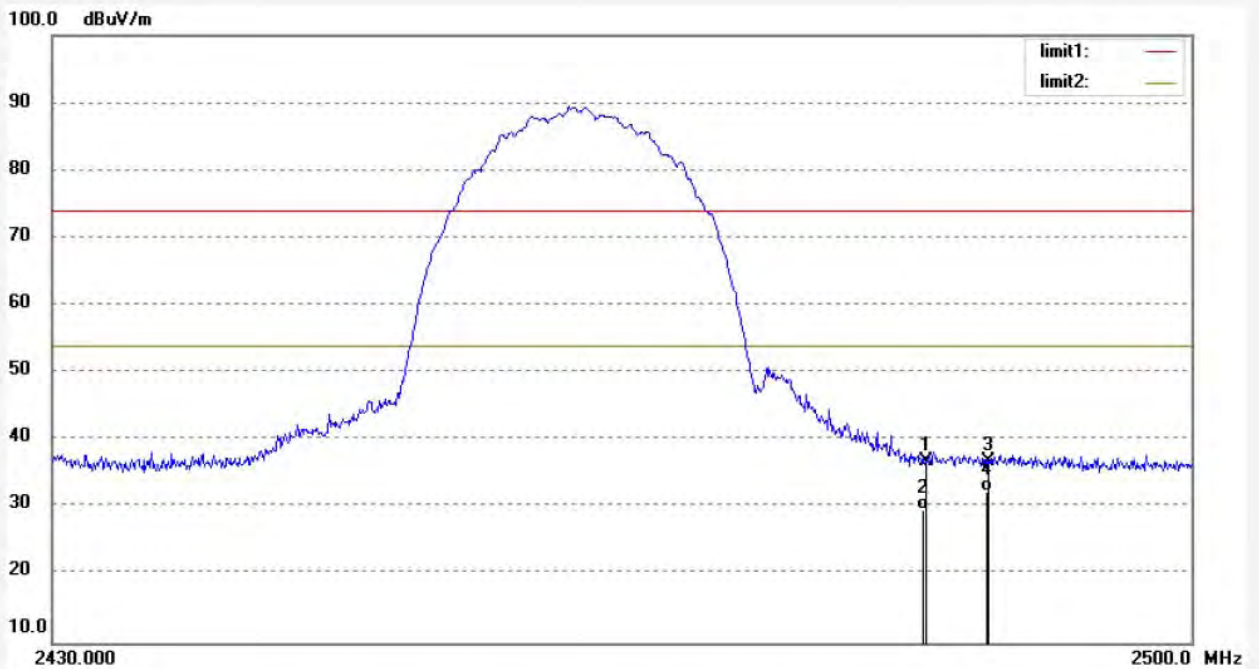
F1,Bldg,A,Changyuan New Material Port Keyuan Rd,
Science & Industry Park,Nanshan Shenzhen,P.R.China

Site: 1# Chamber
Tel:+86-0755-26503290
Fax:+86-0755-26503396

Job No.: RICKY #1160
Standard: FCC PK
Test item: Radiation Test
Temp.(C)/Hum.(%) 25 C / 55 %
EUT: MID
Mode: TX 2462MHz(802.11b)
Model: PC7810BXC
Manufacturer: Natural

Polarization: Horizontal
Power Source: AC 120V/60Hz
Date: 14/06/14/
Time: 17/16/24
Engineer Signature:
Distance: 3m

Note: Report No:ATE20140922



No.	Freq. (MHz)	Reading (dBuV/m)	Factor (dB)	Result (dBuV/m)	Limit (dBuV/m)	Margin (dB)	Detector	Height (cm)	Degree (deg.)	Remark
1	2483.500	43.33	-6.54	36.79	74.00	-37.21	peak			
2	2483.500	36.26	-6.54	29.72	54.00	-24.28	AVG			
3	2487.400	43.46	-6.53	36.93	74.00	-37.07	peak			
4	2487.400	38.98	-6.53	32.45	54.00	-21.55	AVG			



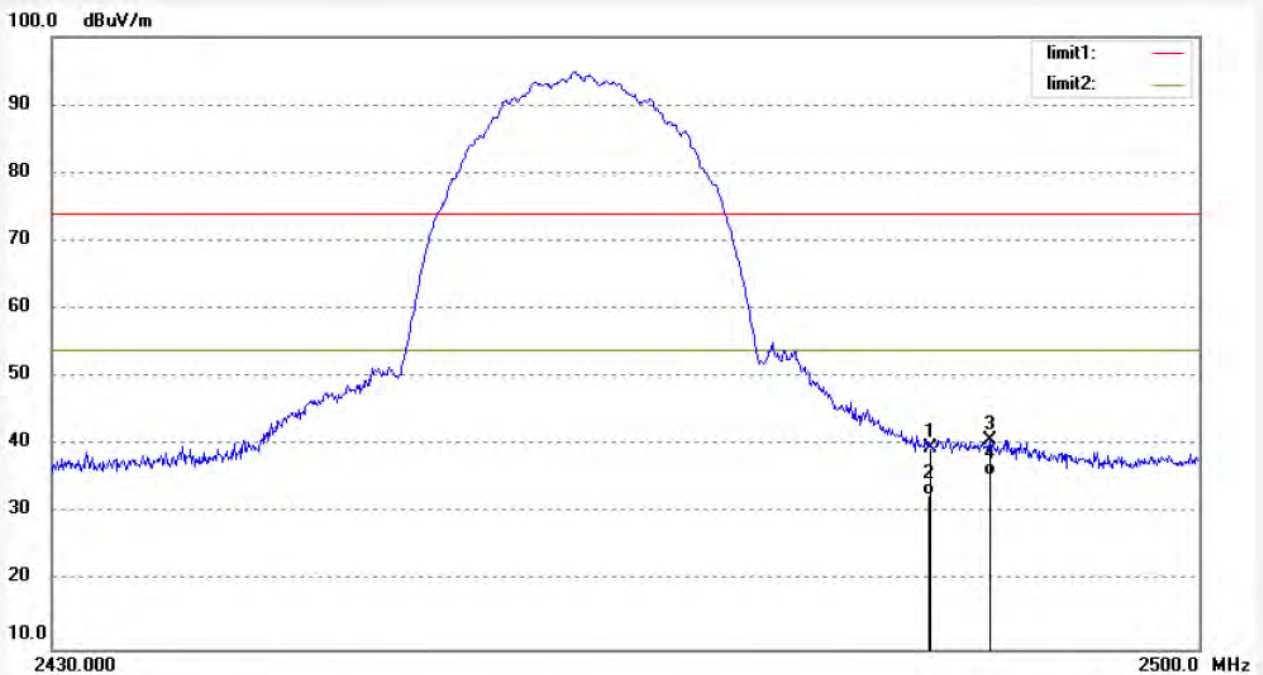
ACCURATE TECHNOLOGY CO., LTD.

F1,Bldg,A,Changyuan New Material Port Keyuan Rd,
Science & Industry Park,Nanshan Shenzhen,P.R.China

Site: 1# Chamber
Tel:+86-0755-26503290
Fax:+86-0755-26503396

Job No.: RICKY #1159	Polarization: Vertical
Standard: FCC PK	Power Source: AC 120V/60Hz
Test item: Radiation Test	Date: 14/06/14/
Temp.(C)/Hum.(%) 25 C / 55 %	Time: 17/14/25
EUT: MID	Engineer Signature:
Mode: TX 2462MHz(802.11b)	Distance: 3m
Model: PC7810BXC	
Manufacturer: Natural	

Note: Report No:ATE20140922



No.	Freq. (MHz)	Reading (dBuV/m)	Factor (dB)	Result (dBuV/m)	Limit (dBuV/m)	Margin (dB)	Detector	Height (cm)	Degree (deg.)	Remark
1	2483.500	46.13	-6.54	39.59	74.00	-34.41	peak			
2	2483.500	39.23	-6.54	32.69	54.00	-21.31	AVG			
3	2487.120	47.35	-6.53	40.82	74.00	-33.18	peak			
4	2487.120	42.13	-6.53	35.60	54.00	-18.40	AVG			



ACCURATE TECHNOLOGY CO., LTD.

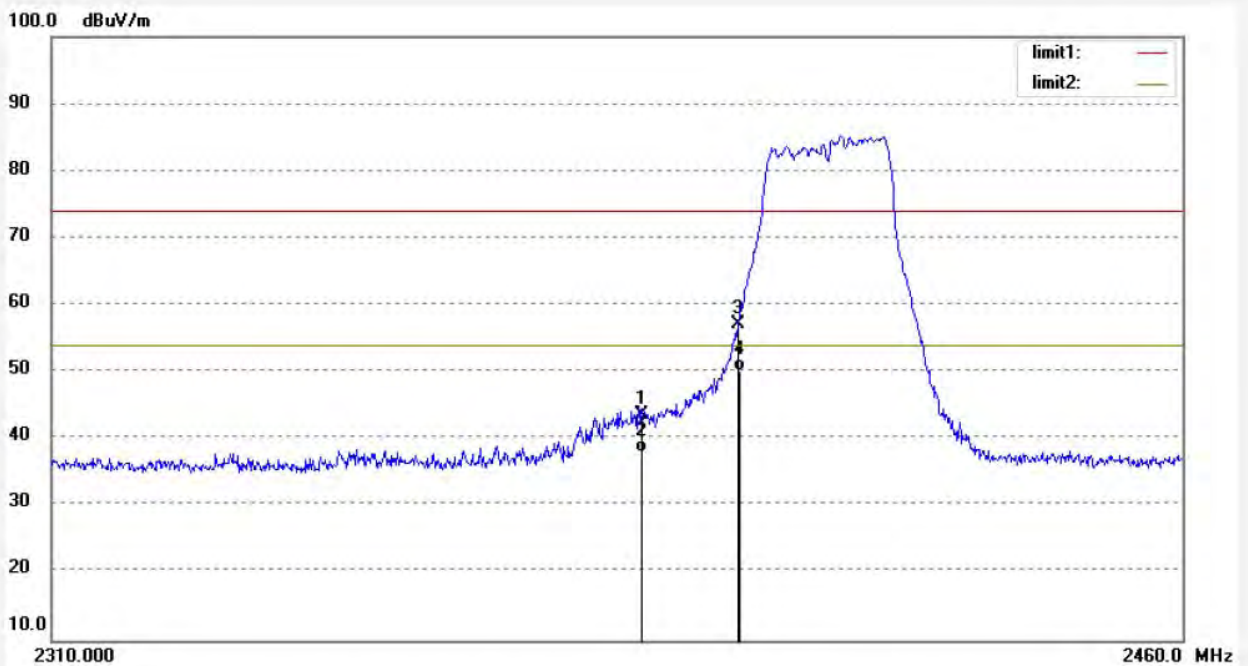
F1,Bldg,A,Changyuan New Material Port Keyuan Rd,
Science & Industry Park,Nanshan Shenzhen,P.R.China

Site: 1# Chamber
Tel:+86-0755-26503290
Fax:+86-0755-26503396

Job No.: RICKY #1163
Standard: FCC PK
Test item: Radiation Test
Temp.(C)/Hum.(%) 25 C / 55 %
EUT: MID
Mode: TX 2412MHz(802.11g)
Model: PC7810BXC
Manufacturer: Natural

Polarization: Vertical
Power Source: AC 120V/60Hz
Date: 14/06/14/
Time: 17/22/19
Engineer Signature:
Distance: 3m

Note: Report No:ATE20140922



No.	Freq. (MHz)	Reading (dBuV/m)	Factor (dB)	Result (dBuV/m)	Limit (dBuV/m)	Margin (dB)	Detector	Height (cm)	Degree (deg.)	Remark
1	2387.100	50.46	-6.79	43.67	74.00	-30.33	peak			
2	2387.100	44.78	-6.79	37.99	54.00	-16.01	AVG			
3	2400.000	63.86	-6.76	57.10	74.00	-16.90	peak			
4	2400.000	57.01	-6.76	50.25	54.00	-3.75	AVG			



ACCURATE TECHNOLOGY CO., LTD.

F1,Bldg,A,Changyuan New Material Port Keyuan Rd,
Science & Industry Park,Nanshan Shenzhen,P.R.China

Site: 1# Chamber

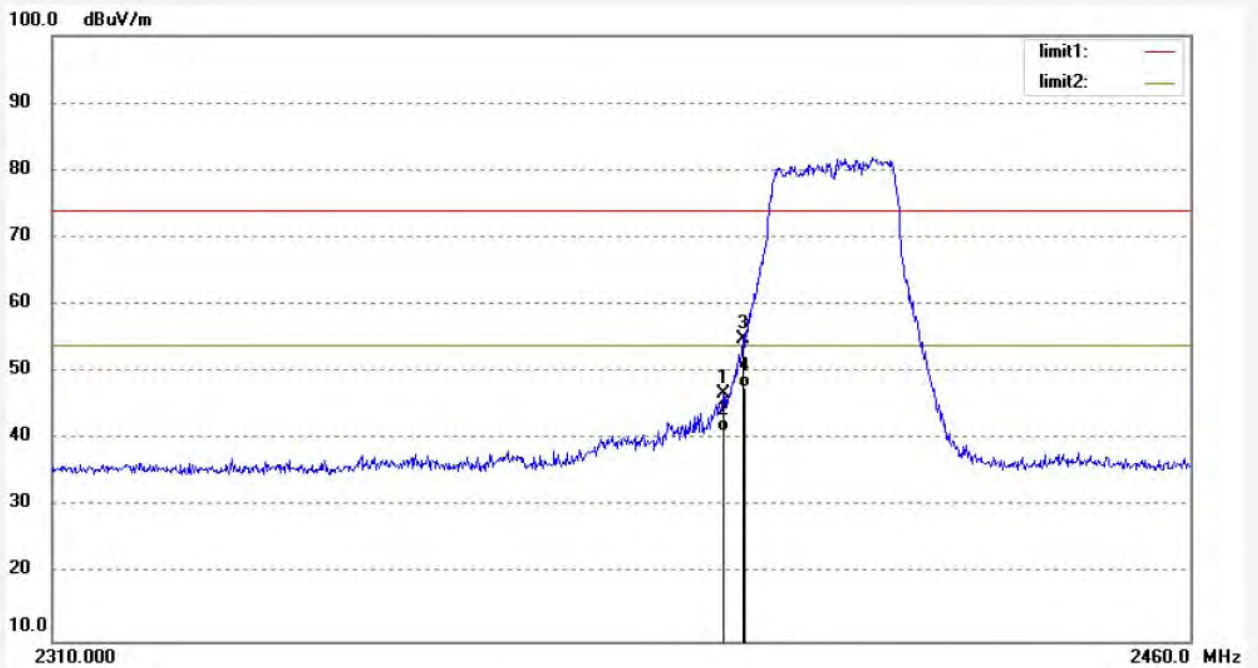
Tel:+86-0755-26503290

Fax:+86-0755-26503396

Job No.: RICKY #1164
Standard: FCC PK
Test item: Radiation Test
Temp.(C)/Hum.(%) 25 C / 55 %
EUT: MID
Mode: TX 2412MHz(802.11g)
Model: PC7810BXC
Manufacturer: Natural

Polarization: Horizontal
Power Source: AC 120V/60Hz
Date: 14/06/14/
Time: 17/24/28
Engineer Signature:
Distance: 3m

Note: Report No:ATE20140922



No.	Freq. (MHz)	Reading (dBuV/m)	Factor (dB)	Result (dBuV/m)	Limit (dBuV/m)	Margin (dB)	Detector	Height (cm)	Degree (deg.)	Remark
1	2397.450	53.50	-6.76	46.74	74.00	-27.26	peak			
2	2397.450	47.98	-6.76	41.22	54.00	-12.78	AVG			
3	2400.000	61.60	-6.76	54.84	74.00	-19.16	peak			
4	2400.000	54.52	-6.76	47.76	54.00	-6.24	AVG			



ACCURATE TECHNOLOGY CO., LTD.

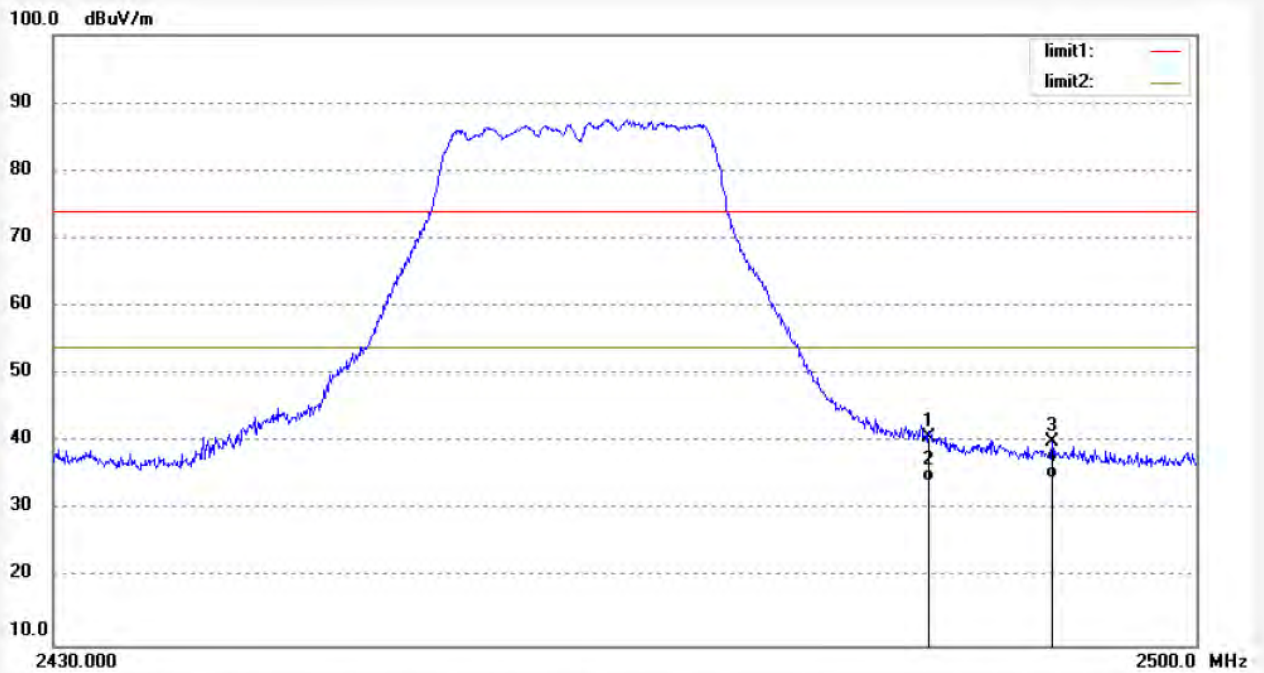
F1,Bldg,A,Changyuan New Material Port Keyuan Rd,
Science & Industry Park,Nanshan Shenzhen,P.R.China

Site: 1# Chamber
Tel:+86-0755-26503290
Fax:+86-0755-26503396

Job No.: RICKY #1162
Standard: FCC PK
Test item: Radiation Test
Temp.(C)/Hum.(%) 25 C / 55 %
EUT: MID
Mode: TX 2462MHz(802.11g)
Model: PC7810BXC
Manufacturer: Natural

Polarization: Vertical
Power Source: AC 120V/60Hz
Date: 14/06/14/
Time: 17/20/51
Engineer Signature:
Distance: 3m

Note: Report No:ATE20140922



No.	Freq. (MHz)	Reading (dBuV/m)	Factor (dB)	Result (dBuV/m)	Limit (dBuV/m)	Margin (dB)	Detector	Height (cm)	Degree (deg.)	Remark
1	2483.500	47.25	-6.54	40.71	74.00	-33.29	peak			
2	2483.500	40.74	-6.54	34.20	54.00	-19.80	AVG			
3	2491.110	46.64	-6.51	40.13	74.00	-33.87	peak			
4	2491.110	41.22	-6.51	34.71	54.00	-19.29	AVG			



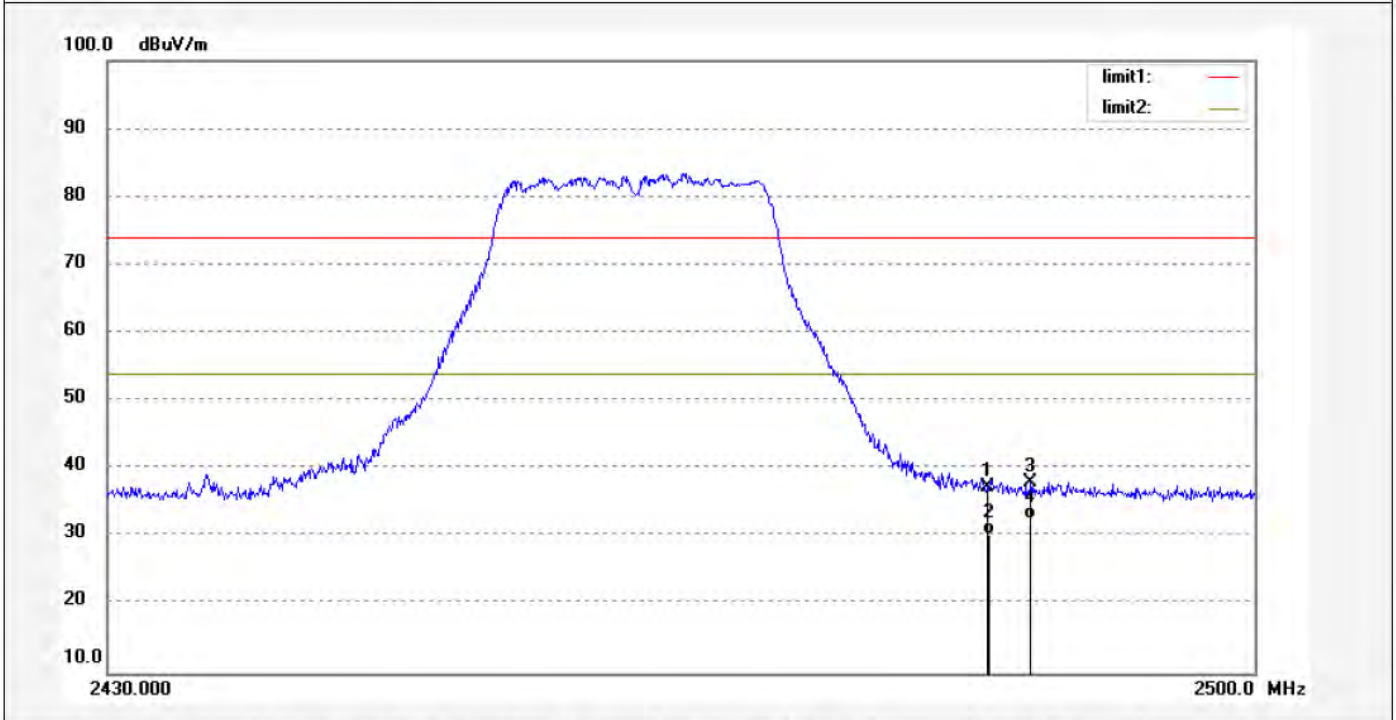
ACCURATE TECHNOLOGY CO., LTD.

F1,Bldg,A,Changyuan New Material Port Keyuan Rd,
Science & Industry Park,Nanshan Shenzhen,P.R.China

Site: 1# Chamber
Tel:+86-0755-26503290
Fax:+86-0755-26503396

Job No.: RICKY #1161	Polarization: Horizontal
Standard: FCC PK	Power Source: AC 120V/60Hz
Test item: Radiation Test	Date: 14/06/14/
Temp.(C)/Hum.(%) 25 C / 55 %	Time: 17/18/39
EUT: MID	Engineer Signature:
Mode: TX 2462MHz(802.11g)	Distance: 3m
Model: PC7810BXC	
Manufacturer: Natural	

Note: Report No:ATE20140922



No.	Freq. (MHz)	Reading (dBuV/m)	Factor (dB)	Result (dBuV/m)	Limit (dBuV/m)	Margin (dB)	Detector	Height (cm)	Degree (deg.)	Remark
1	2483.500	43.90	-6.54	37.36	74.00	-36.64	peak			
2	2483.500	36.81	-6.54	30.27	54.00	-23.73	AVG			
3	2486.210	44.58	-6.54	38.04	74.00	-35.96	peak			
4	2486.210	39.21	-6.54	32.67	54.00	-21.33	AVG			



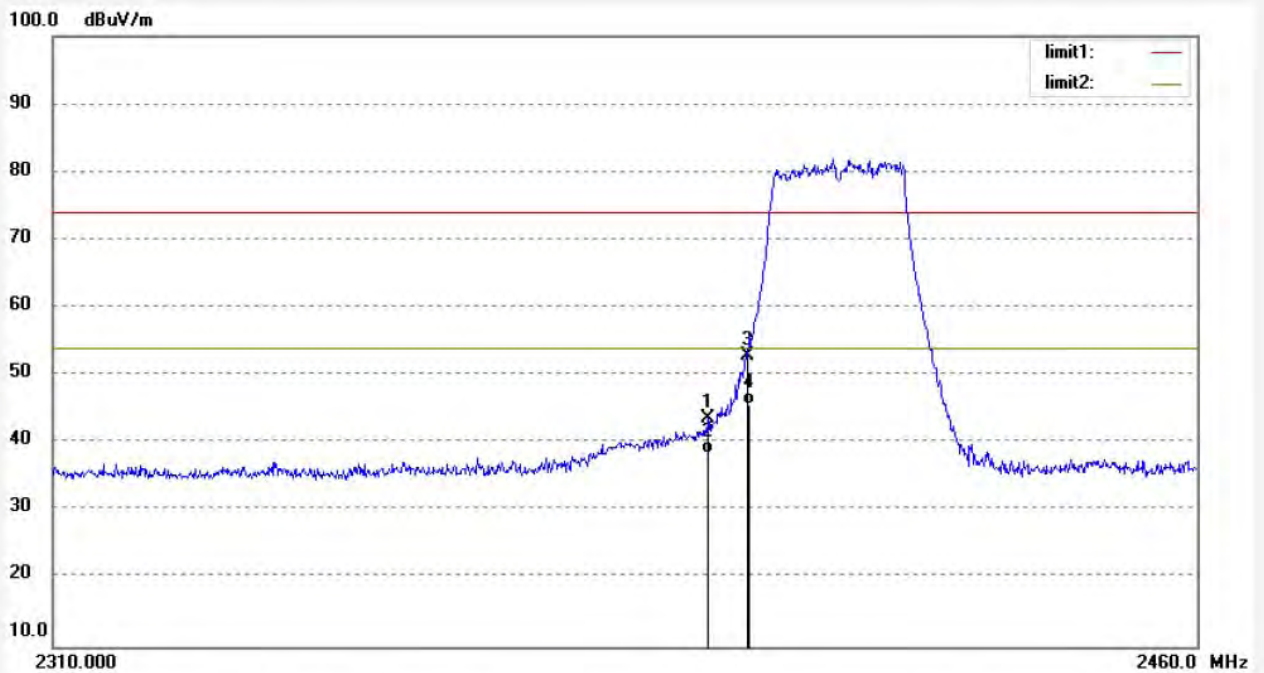
ACCURATE TECHNOLOGY CO., LTD.

F1,Bldg,A,Changyuan New Material Port Keyuan Rd,
Science & Industry Park,Nanshan Shenzhen,P.R.China

Site: 1# Chamber
Tel:+86-0755-26503290
Fax:+86-0755-26503396

Job No.: RICKY #1165	Polarization: Horizontal
Standard: FCC PK	Power Source: AC 120V/60Hz
Test item: Radiation Test	Date: 14/06/14/
Temp.(C)/Hum.(%) 25 C / 55 %	Time: 17/26/31
EUT: MID	Engineer Signature:
Mode: TX 2412MHz(802.11n20)	Distance: 3m
Model: PC7810BXC	
Manufacturer: Natural	

Note: Report No:ATE20140922



No.	Freq. (MHz)	Reading (dBuV/m)	Factor (dB)	Result (dBuV/m)	Limit (dBuV/m)	Margin (dB)	Detector	Height (cm)	Degree (deg.)	Remark
1	2394.900	50.46	-6.76	43.70	74.00	-30.30	peak			
2	2394.900	45.11	-6.76	38.35	54.00	-15.65	AVG			
3	2400.000	59.53	-6.76	52.77	74.00	-21.23	peak			
4	2400.000	52.51	-6.76	45.75	54.00	-8.25	AVG			



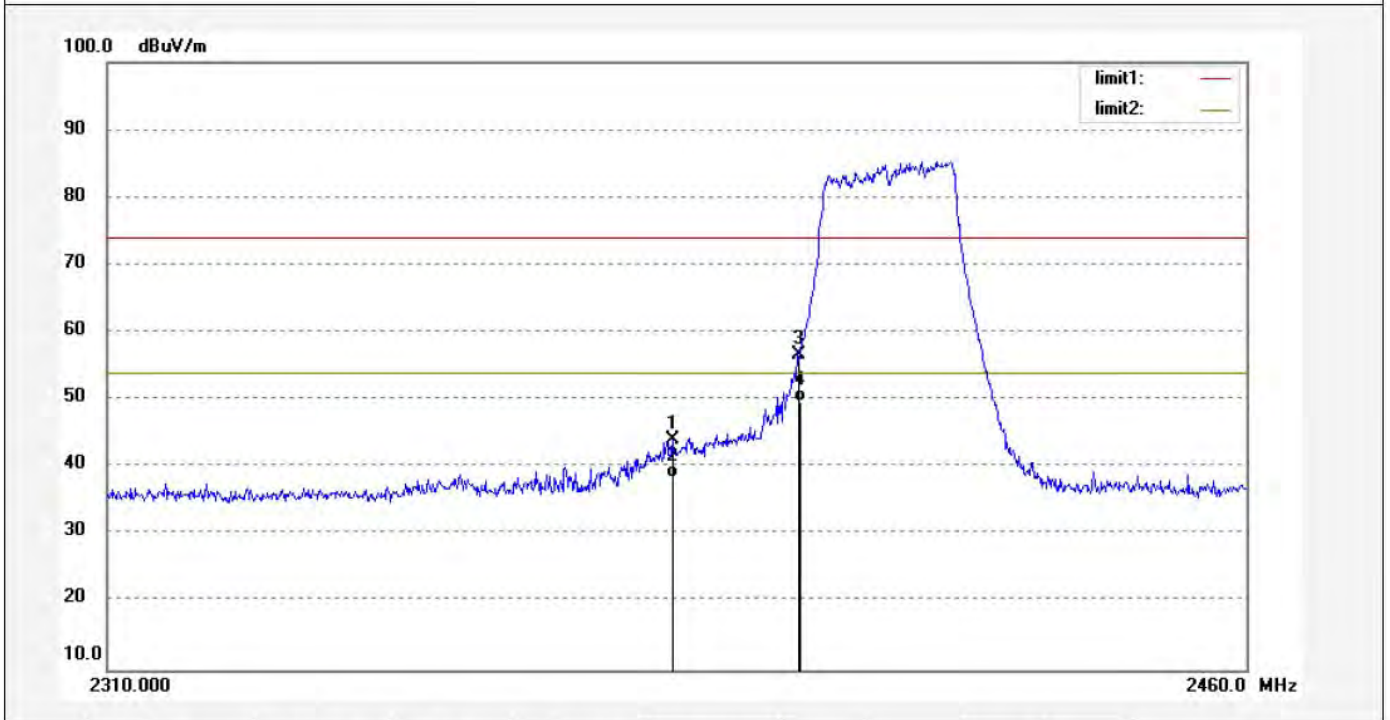
ACCURATE TECHNOLOGY CO., LTD.

F1,Bldg,A,Changyuan New Material Port Keyuan Rd,
Science & Industry Park,Nanshan Shenzhen,P.R.China

Site: 1# Chamber
Tel:+86-0755-26503290
Fax:+86-0755-26503396

Job No.: RICKY #1166	Polarization: Vertical
Standard: FCC PK	Power Source: AC 120V/60Hz
Test item: Radiation Test	Date: 14/06/14/
Temp.(C)/Hum.(%) 25 C / 55 %	Time: 17/28/11
EUT: MID	Engineer Signature:
Mode: TX 2412MHz(802.11n20)	Distance: 3m
Model: PC7810BXC	
Manufacturer: Natural	

Note: Report No:ATE20140922



No.	Freq. (MHz)	Reading (dBuV/m)	Factor (dB)	Result (dBuV/m)	Limit (dBuV/m)	Margin (dB)	Detector	Height (cm)	Degree (deg.)	Remark
1	2383.350	50.78	-6.80	43.98	74.00	-30.02	peak			
2	2383.350	45.21	-6.80	38.41	54.00	-15.59	AVG			
3	2400.000	63.49	-6.76	56.73	74.00	-17.27	peak			
4	2400.000	56.45	-6.76	49.69	54.00	-4.31	AVG			



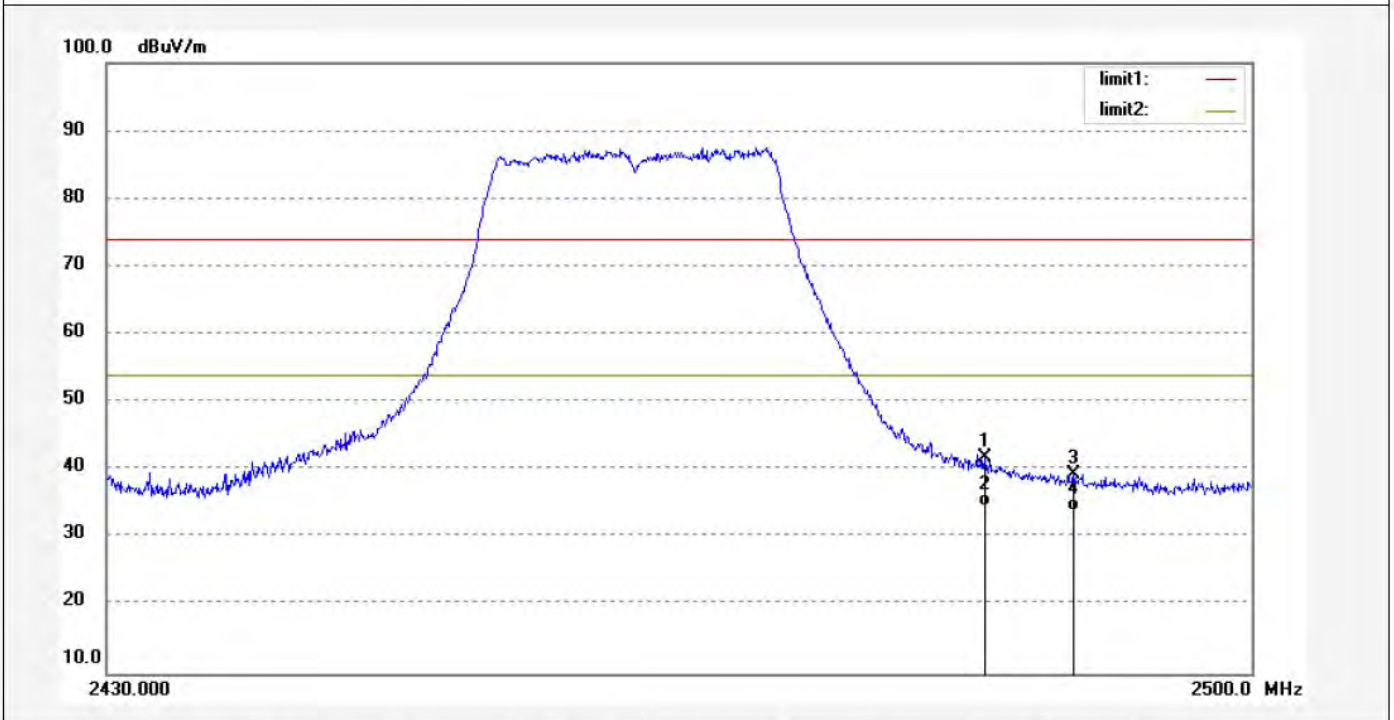
ACCURATE TECHNOLOGY CO., LTD.

F1,Bldg,A,Changyuan New Material Port Keyuan Rd,
Science & Industry Park,Nanshan Shenzhen,P.R.China

Site: 1# Chamber
Tel:+86-0755-26503290
Fax:+86-0755-26503396

Job No.: RICKY #1167	Polarization: Vertical
Standard: FCC PK	Power Source: AC 120V/60Hz
Test item: Radiation Test	Date: 14/06/14/
Temp.(C)/Hum.(%) 25 C / 55 %	Time: 17/30/47
EUT: MID	Engineer Signature:
Mode: TX 2462MHz(802.11n20)	Distance: 3m
Model: PC7810BXC	
Manufacturer: Natural	

Note: Report No:ATE20140922



No.	Freq. (MHz)	Reading (dBuV/m)	Factor (dB)	Result (dBuV/m)	Limit (dBuV/m)	Margin (dB)	Detector	Height (cm)	Degree (deg.)	Remark
1	2483.500	48.30	-6.54	41.76	74.00	-32.24	peak			
2	2483.500	41.29	-6.54	34.75	54.00	-19.25	AVG			
3	2489.010	45.91	-6.52	39.39	74.00	-34.61	peak			
4	2489.010	40.38	-6.52	33.86	54.00	-20.14	AVG			



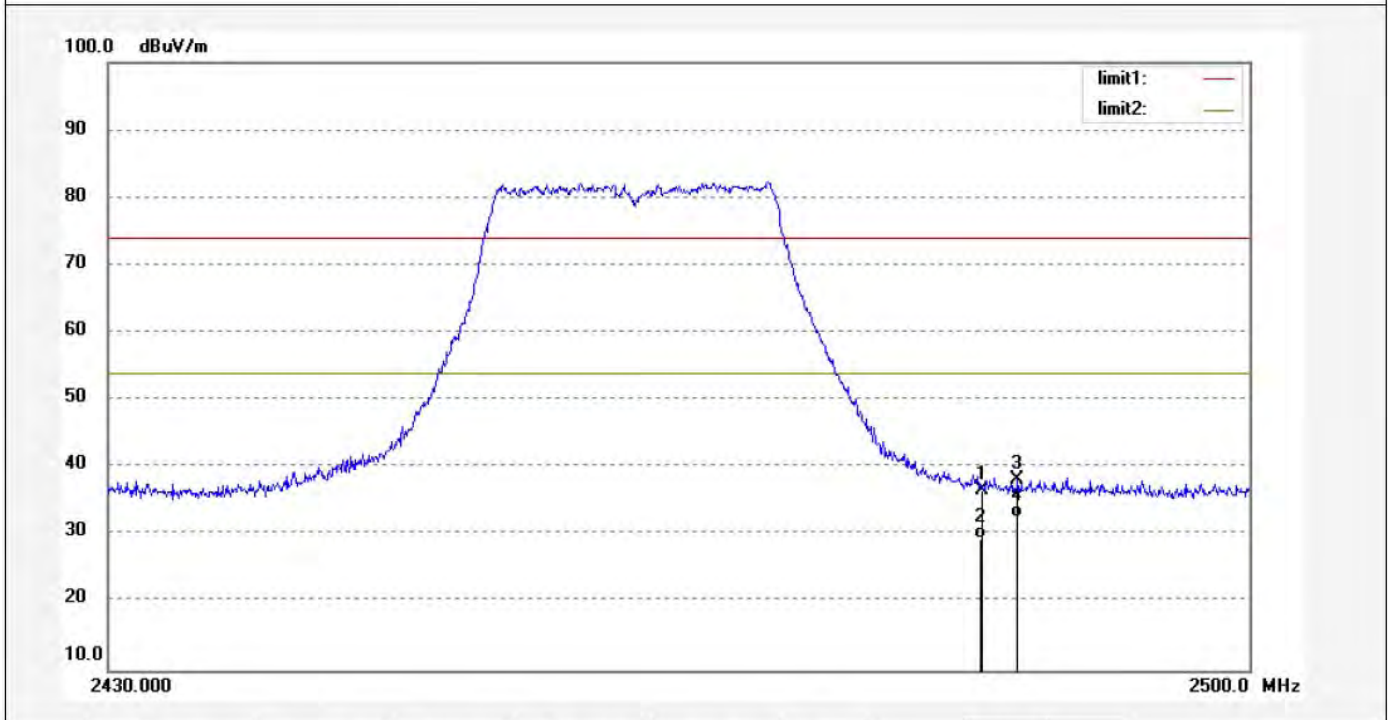
ACCURATE TECHNOLOGY CO., LTD.

F1,Bldg,A,Changyuan New Material Port Keyuan Rd,
Science & Industry Park,Nanshan Shenzhen,P.R.China

Site: 1# Chamber
Tel:+86-0755-26503290
Fax:+86-0755-26503396

Job No.: RICKY #1168	Polarization: Horizontal
Standard: FCC PK	Power Source: AC 120V/60Hz
Test item: Radiation Test	Date: 14/06/14/
Temp.(C)/Hum.(%) 25 C / 55 %	Time: 17/31/25
EUT: MID	Engineer Signature:
Mode: TX 2462MHz(802.11n20)	Distance: 3m
Model: PC7810BXC	
Manufacturer: Natural	

Note: Report No:ATE20140922



No.	Freq. (MHz)	Reading (dBuV/m)	Factor (dB)	Result (dBuV/m)	Limit (dBuV/m)	Margin (dB)	Detector	Height (cm)	Degree (deg.)	Remark
1	2483.500	43.12	-6.54	36.58	74.00	-37.42	peak			
2	2483.500	36.10	-6.54	29.56	54.00	-24.44	AVG			
3	2485.650	44.69	-6.54	38.15	74.00	-35.85	peak			
4	2485.650	39.21	-6.54	32.67	54.00	-21.33	AVG			



ACCURATE TECHNOLOGY CO., LTD.

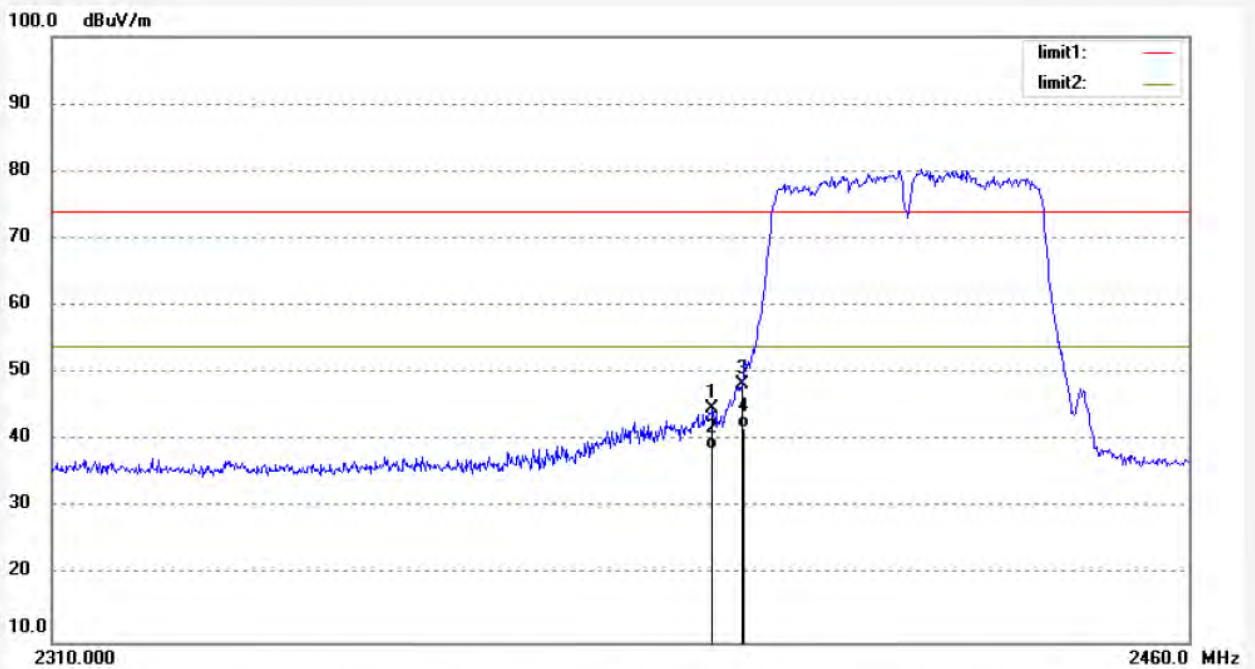
F1,Bldg,A,Changyuan New Material Port Keyuan Rd,
Science & Industry Park,Nanshan Shenzhen,P.R.China

Site: 1# Chamber
Tel:+86-0755-26503290
Fax:+86-0755-26503396

Job No.: RICKY #1172
Standard: FCC PK
Test item: Radiation Test
Temp.(C)/Hum.(%) 25 C / 55 %
EUT: MID
Mode: TX 2422MHz(802.11n40)
Model: PC7810BXC
Manufacturer: Natural

Polarization: Horizontal
Power Source: AC 120V/60Hz
Date: 14/06/14/
Time: 17/40/20
Engineer Signature:
Distance: 3m

Note: Report No:ATE20140922



No.	Freq. (MHz)	Reading (dBuV/m)	Factor (dB)	Result (dBuV/m)	Limit (dBuV/m)	Margin (dB)	Detector	Height (cm)	Degree (deg.)	Remark
1	2396.100	51.50	-6.76	44.74	74.00	-29.26	peak			
2	2396.100	45.41	-6.76	38.65	54.00	-15.35	AVG			
3	2400.000	55.23	-6.76	48.47	74.00	-25.53	peak			
4	2400.000	48.49	-6.76	41.73	54.00	-12.27	AVG			



ACCURATE TECHNOLOGY CO., LTD.

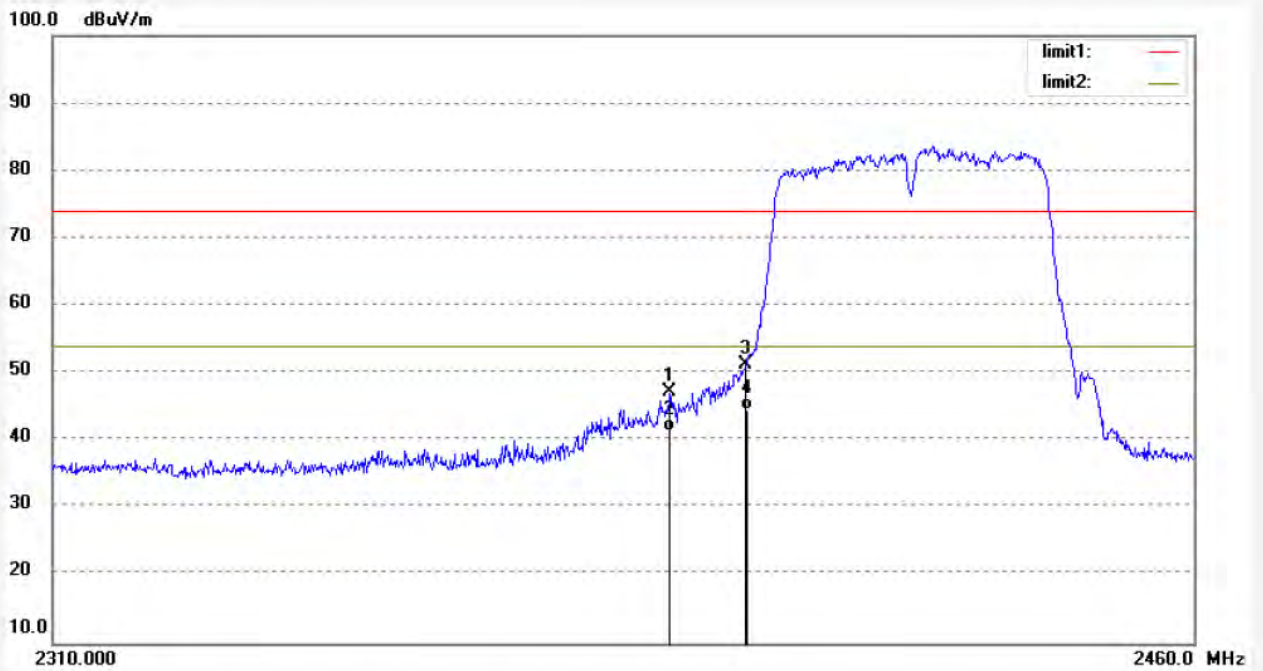
F1,Bldg,A,Changyuan New Material Port Keyuan Rd,
Science & Industry Park,Nanshan Shenzhen,P.R.China

Site: 1# Chamber
Tel:+86-0755-26503290
Fax:+86-0755-26503396

Job No.: RICKY #1171
Standard: FCC PK
Test item: Radiation Test
Temp.(C)/Hum.(%) 25 C / 55 %
EUT: MID
Mode: TX 2422MHz(802.11n40)
Model: PC7810BXC
Manufacturer: Natural

Polarization: Vertical
Power Source: AC 120V/60Hz
Date: 14/06/14/
Time: 17/37/49
Engineer Signature:
Distance: 3m

Note: Report No:ATE20140922



No.	Freq. (MHz)	Reading (dBuV/m)	Factor (dB)	Result (dBuV/m)	Limit (dBuV/m)	Margin (dB)	Detector	Height (cm)	Degree (deg.)	Remark
1	2390.100	53.91	-6.78	47.13	74.00	-26.87	peak			
2	2390.100	48.20	-6.78	41.42	54.00	-12.58	AVG			
3	2400.000	58.16	-6.76	51.40	74.00	-22.60	peak			
4	2400.000	51.31	-6.76	44.55	54.00	-9.45	AVG			



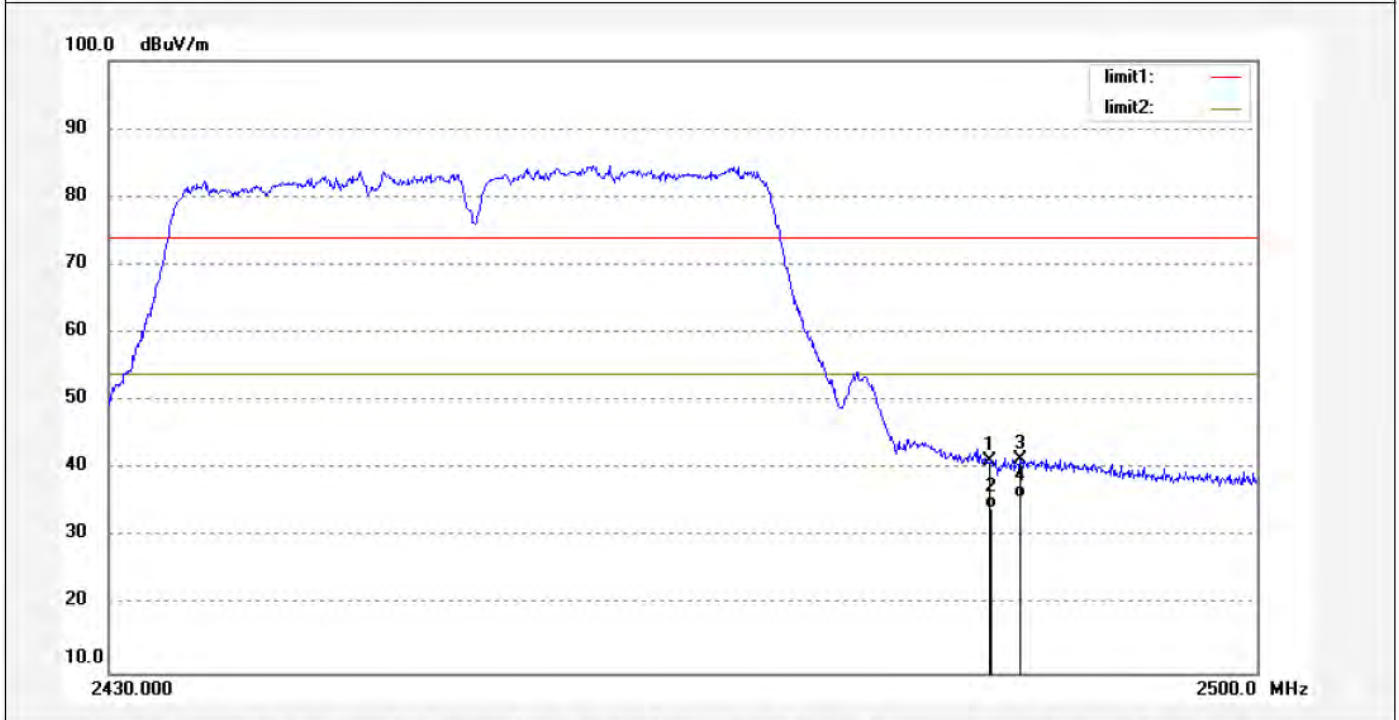
ACCURATE TECHNOLOGY CO., LTD.

F1,Bldg,A,Changyuan New Material Port Keyuan Rd,
Science & Industry Park,Nanshan Shenzhen,P.R.China

Site: 1# Chamber
Tel:+86-0755-26503290
Fax:+86-0755-26503396

Job No.: RICKY #1170	Polarization: Vertical
Standard: FCC PK	Power Source: AC 120V/60Hz
Test item: Radiation Test	Date: 14/06/14/
Temp.(C)/Hum.(%) 25 C / 55 %	Time: 17/35/27
EUT: MID	Engineer Signature:
Mode: TX 2452MHz(802.11n40)	Distance: 3m
Model: PC7810BXC	
Manufacturer: Natural	

Note: Report No:ATE20140922



No.	Freq. (MHz)	Reading (dBuV/m)	Factor (dB)	Result (dBuV/m)	Limit (dBuV/m)	Margin (dB)	Detector	Height (cm)	Degree (deg.)	Remark
1	2483.500	47.66	-6.54	41.12	74.00	-32.88	peak			
2	2483.500	40.79	-6.54	34.25	54.00	-19.75	AVG			
3	2485.440	47.91	-6.54	41.37	74.00	-32.63	peak			
4	2485.440	42.41	-6.54	35.87	54.00	-18.13	AVG			



ACCURATE TECHNOLOGY CO., LTD.

F1,Bldg,A,Changyuan New Material Port Keyuan Rd,
Science & Industry Park,Nanshan Shenzhen,P.R.China

Site: 1# Chamber
Tel:+86-0755-26503290
Fax:+86-0755-26503396

Job No.: RICKY #1169	Polarization: Horizontal
Standard: FCC PK	Power Source: AC 120V/60Hz
Test item: Radiation Test	Date: 14/06/14/
Temp.(C)/Hum.(%) 25 C / 55 %	Time: 17/33/24
EUT: MID	Engineer Signature:
Mode: TX 2452MHz(802.11n40)	Distance: 3m
Model: PC7810BXC	
Manufacturer: Natural	

Note: Report No:ATE20140922




No.	Freq. (MHz)	Reading (dBuV/m)	Factor (dB)	Result (dBuV/m)	Limit (dBuV/m)	Margin (dB)	Detector	Height (cm)	Degree (deg.)	Remark
1	2483.500	44.38	-6.54	37.84	74.00	-36.16	peak			
2	2483.500	37.77	-6.54	31.23	54.00	-22.77	AVG			
3	2486.140	45.54	-6.54	39.00	74.00	-35.00	peak			
4	2486.140	40.21	-6.54	33.67	54.00	-20.33	AVG			

9. RADIATED SPURIOUS EMISSION TEST

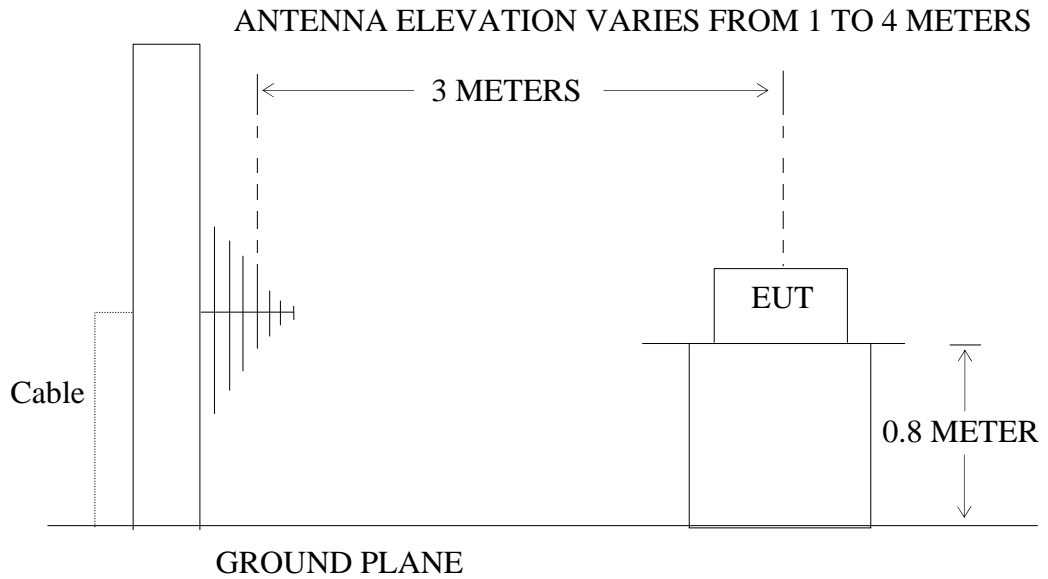
9.1. Block Diagram of Test Setup

9.1.1. Block diagram of connection between the EUT and peripherals



Setup: Transmitting mode

9.1.2. Semi-Anechoic Chamber Test Setup Diagram



9.2. The Limit For Section 15.247(d)

Section 15.247(d): In any 100 kHz bandwidth outside the frequency band in which the spread spectrum or digitally modulated intentional radiator is operating, the radio frequency power that is produced by the intentional radiator shall be at least 20 dB below that in the 100 kHz bandwidth within the band that contains the highest level of the desired power, based on either an RF conducted or a radiated measurement, provided the transmitter demonstrates compliance with the peak conducted power limits. If the

transmitter complies with the conducted power limits based on the use of RMS averaging over a time interval, as permitted under paragraph (b)(3) of this section, the attenuation required under this paragraph shall be 30 dB instead of 20 dB. Attenuation below the general limits specified in Section 15.209(a) is not required. In addition, radiated emissions which fall in the restricted bands, as defined in Section 15.205(a), must also comply with the radiated emission limits specified in Section 15.209(a).

9.3.Restricted bands of operation

9.3.1.FCC Part 15.205 Restricted bands of operation

(a) Except as shown in paragraph (d) of this section, Only spurious emissions are permitted in any of the frequency bands listed below:

MHz	MHz	MHz	GHz
0.090-0.110	16.42-16.423	399.9-410	4.5-5.15
¹ 0.495-0.505	16.69475-16.69525	608-614	5.35-5.46
2.1735-2.1905	16.80425-16.80475	960-1240	7.25-7.75
4.125-4.128	25.5-25.67	1300-1427	8.025-8.5
4.17725-4.17775	37.5-38.25	1435-1626.5	9.0-9.2
4.20725-4.20775	73-74.6	1645.5-1646.5	9.3-9.5
6.215-6.218	74.8-75.2	1660-1710	10.6-12.7
6.26775-6.26825	108-121.94	1718.8-1722.2	13.25-13.4
6.31175-6.31225	123-138	2200-2300	14.47-14.5
8.291-8.294	149.9-150.05	2310-2390	15.35-16.2
8.362-8.366	156.52475-156.52525	2483.5-2500	17.7-21.4
8.37625-8.38675	156.7-156.9	2690-2900	22.01-23.12
8.41425-8.41475	162.0125-167.17	3260-3267	23.6-24.0
12.29-12.293	167.72-173.2	3332-3339	31.2-31.8
12.51975-12.52025	240-285	3345.8-3358	36.43-36.5
12.57675-12.57725	322-335.4	3600-4400	(²)
13.36-13.41			

¹Until February 1, 1999, this restricted band shall be 0.490-0.510

²Above 38.6

(b) Except as provided in paragraphs (d) and (e), the field strength of emission appearing within these frequency bands shall not exceed the limits shown in Section 15.209. At frequencies equal to or less than 1000MHz, Compliance with the limits in Section 15.209 shall be demonstrated using measurement instrumentation employing a CISPR quasi-peak detector. Above 1000MHz, compliance with the emission limits in Section 15.209 shall be demonstrated based on the average value of the measured emissions. The provisions in Section 15.35 apply to these measurements.

9.4.Configuration of EUT on Measurement

The equipment are installed on Radiated Emission Measurement to meet the commission requirements and operating regulations in a manner which tends to maximize its emission characteristics in normal application.

9.5.Operating Condition of EUT

9.5.1. Setup the EUT and simulator as shown as Section 9.1.

9.5.2. Turn on the power of all equipment.

9.5.3. Let the EUT work in TX modes measure it. The transmit frequency are 2412-2462 and 2422-2452MHz. We select 2412MHz, 2437MHz, 2462MHz and 2422MHz, 2437MHz, 2452MHz TX frequency to transmit.

9.6. Test Procedure

The EUT and its simulators are placed on a turntable, which is 0.8 meter high above ground. The turntable can rotate 360 degrees to determine the position of the maximum emission level. EUT is set 3.0 meters away from the receiving antenna, which is mounted on an antenna tower. The antenna can be moved up and down between 1.0 meter and 4 meters to find out the maximum emission level. Broadband antenna (calibrated bilog antenna) is used as receiving antenna. Both horizontal and vertical polarizations of the antenna are set on measurement. In order to find the maximum emission levels, all of the interface cables must be manipulated according to ANSI C63.4: 2009 on radiated emission measurement. The EUT was tested in 3 orthogonal planes.

The worst-case data rate for this channel to be 1Mbps for 802.11b mode and 6Mbps for 802.11g mode and 150Mbps for 802.11n mode, based on previous with 802.11 WLAN product design architectures.

The bandwidth of test receiver is set at 9kHz in below 30MHz. and set at 120kHz in 30-1000MHz, and 1MHz in above 1000MHz.

The frequency range from 9kHz to 25GHz is checked.

The final measurement in band 9-90kHz, 110-490kHz and above 1000MHz is performed with Average detector. Except those frequency bands mention above, the final measurement for frequencies below 1000MHz is performed with Quasi Peak detector.

The field strength is calculated by adding the antenna factor, and cable loss, and subtracting the amplifier gain from the measured reading. The basic equation calculation is as follows:

Result = Reading + Corrected Factor

Where Corrected Factor = Antenna Factor + Cable Loss – Amplifier Gain

9.7. The Field Strength of Radiation Emission Measurement Results

Note: 1. Emissions attenuated more than 20 dB below the permissible value are not reported.

2. The average measurement was not performed when peak measured data under the limit of average detection.

3. The fundamental radiated emissions were reduced by Band Reject Filter in the attached plots.

4. The EUT is tested radiation emission at each test mode(802.11 b/g/n) in three axes. The worst emissions are reported in all test mode and channels.

5. The 18-25GHz emissions are not reported, because the levels are too low against the limit.

Below 1G



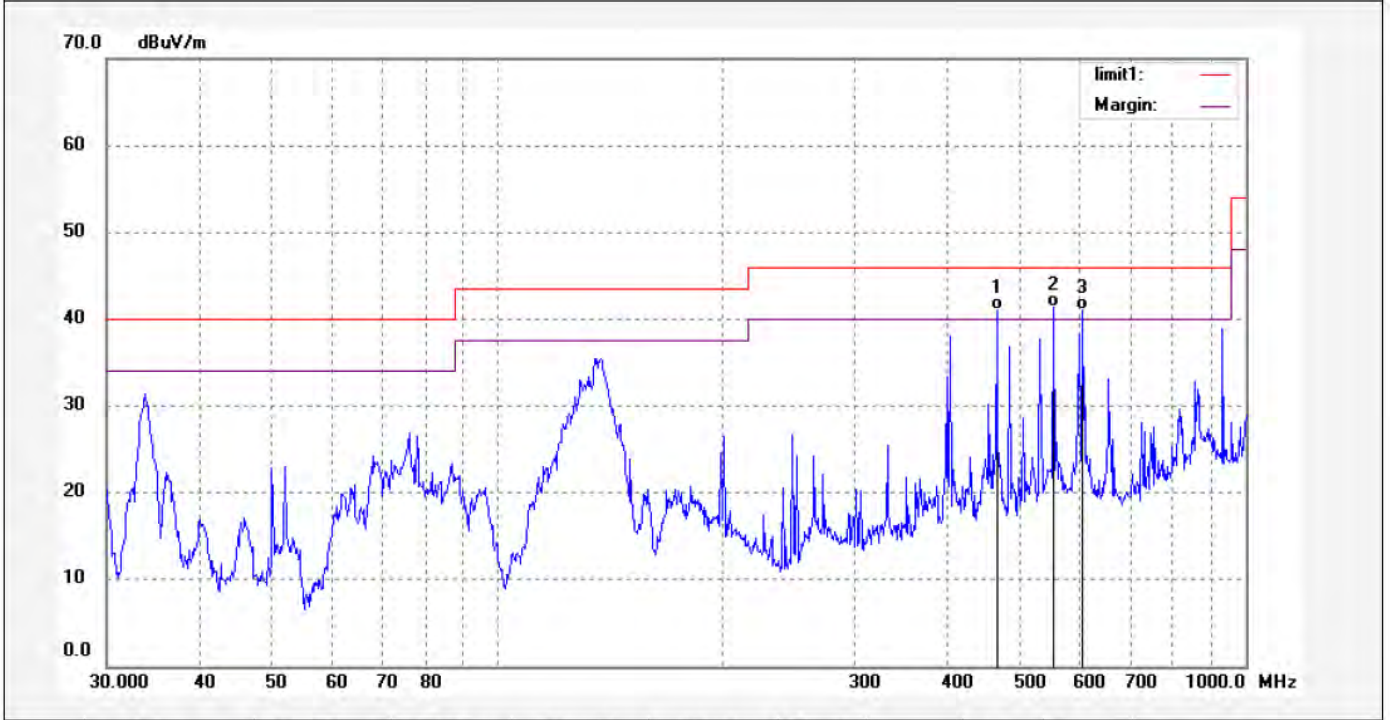
ACCURATE TECHNOLOGY CO., LTD.

F1,Bldg,A,Changyuan New Material Port Keyuan Rd,
Science & Industry Park,Nanshan Shenzhen,P.R.China

Site: 1# Chamber
Tel:+86-0755-26503290
Fax:+86-0755-26503396

Job No.: ricky #1545	Polarization: Vertical
Standard: FCC Class B 3M Radiated	Power Source: AC 120V/60Hz
Test item: Radiation Test	Date: 14/06/10/
Temp.(C)/Hum.(%) 25 C / 55 %	Time: 10/03/37
EUT: MID	Engineer Signature: Ricky
Mode: TX 2462MHz(802.11b)	Distance: 3m
Model: PC7810BXC	
Manufacturer: Natural	

Note: Report No.:ATE20140922



No.	Freq. (MHz)	Reading (dBuV/m)	Factor (dB)	Result (dBuV/m)	Limit (dBuV/m)	Margin (dB)	Detector	Height (cm)	Degree (deg.)	Remark
1	464.8867	55.28	-14.32	40.96	46.00	-5.04	QP			
2	554.1708	54.21	-12.75	41.46	46.00	-4.54	QP			
3	605.0509	52.67	-11.55	41.12	46.00	-4.88	QP			



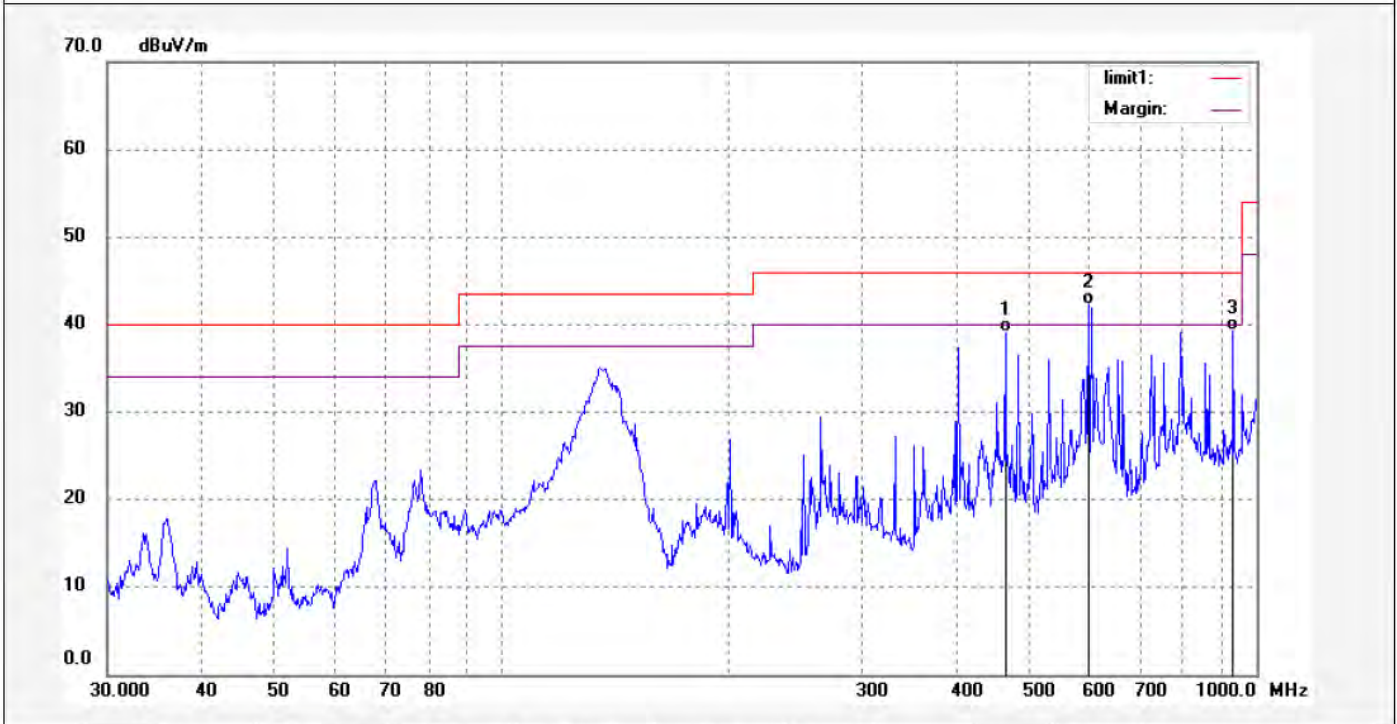
ACCURATE TECHNOLOGY CO., LTD.

F1,Bldg,A,Changyuan New Material Port Keyuan Rd,
Science & Industry Park,Nanshan Shenzhen,P.R.China

Site: 1# Chamber
Tel:+86-0755-26503290
Fax:+86-0755-26503396

Job No.: ricky #1544	Polarization: Horizontal
Standard: FCC Class B 3M Radiated	Power Source: AC 120V/60Hz
Test item: Radiation Test	Date: 14/06/10/
Temp.(C)/Hum.(%) 25 C / 55 %	Time: 10/02/40
EUT: MID	Engineer Signature: Ricky
Mode: TX 2462MHz(802.11b)	Distance: 3m
Model: PC7810BXC	
Manufacturer: Natural	

Note: Report No.:ATE20140922



No.	Freq. (MHz)	Reading (dBuV/m)	Factor (dB)	Result (dBuV/m)	Limit (dBuV/m)	Margin (dB)	Detector	Height (cm)	Degree (deg.)	Remark
1	464.8867	53.49	-14.32	39.17	46.00	-6.83	QP			
2	598.7067	54.05	-11.71	42.34	46.00	-3.66	QP			
3	932.1405	45.01	-5.64	39.37	46.00	-6.63	QP			

Above 1G



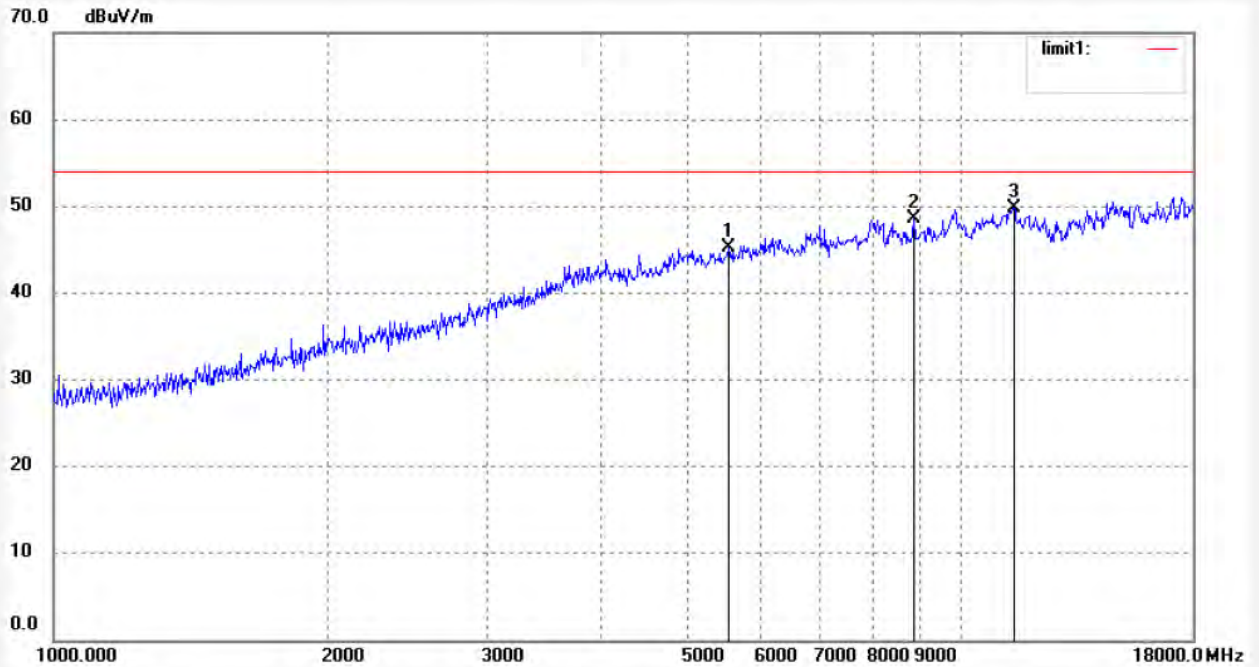
ACCURATE TECHNOLOGY CO., LTD.

F1,Bldg,A,Changyuan New Material Port Keyuan Rd,
Science & Industry Park,Nanshan Shenzhen,P.R.China

Site: 1# Chamber
Tel:+86-0755-26503290
Fax:+86-0755-26503396

Job No.: ricky #1587	Polarization: Horizontal
Standard: FCC Class B 3M Radiated	Power Source: AC 120V/60Hz
Test item: Radiation Test	Date: 14/06/13/
Temp.(C)/Hum.(%) 25 C / 55 %	Time: 10/01/30
EUT: MID	Engineer Signature: Ricky
Mode: TX 2412MHz(802.11b)	Distance: 3m
Model: PC7810BXC	
Manufacturer: Natural	

Note: Report No.:ATE20140922



No.	Freq. (MHz)	Reading (dBuV/m)	Factor (dB)	Result (dBuV/m)	Limit (dBuV/m)	Margin (dB)	Detector	Height (cm)	Degree (deg.)	Remark
1	5551.069	42.96	2.30	45.26	54.00	-8.74	peak			
2	8866.061	39.76	8.79	48.55	54.00	-5.45	peak			
3	11433.909	37.96	11.79	49.75	54.00	-4.25	peak			



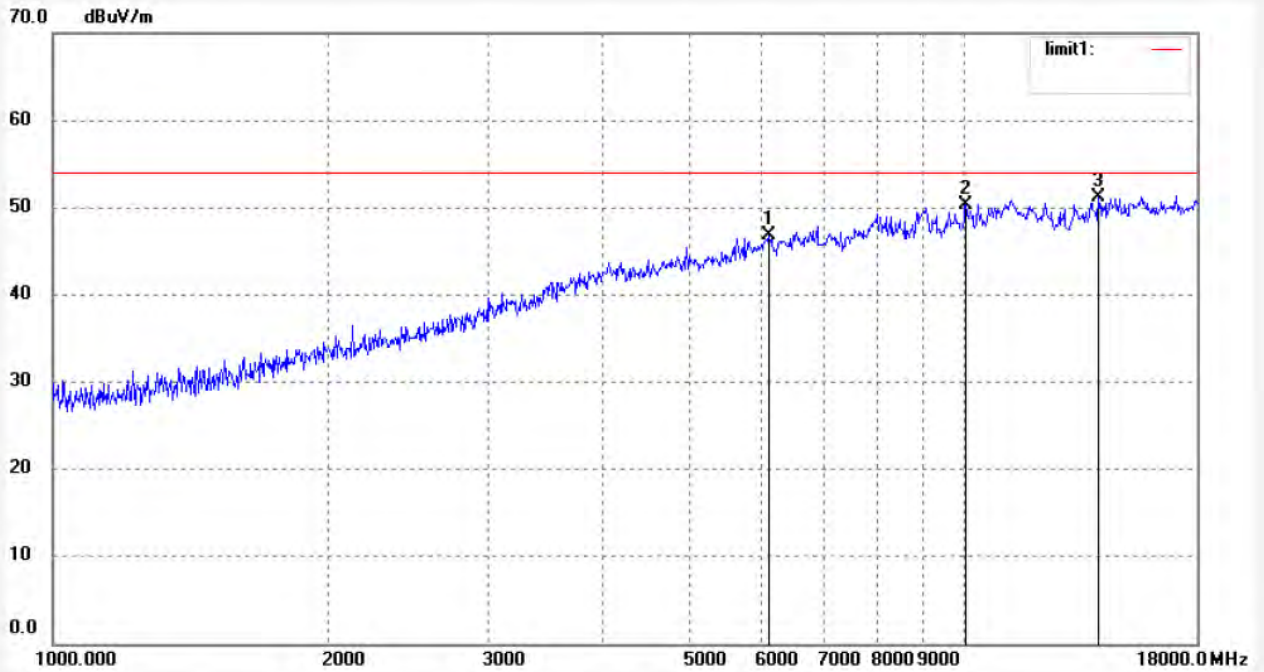
ACCURATE TECHNOLOGY CO., LTD.

F1,Bldg,A,Changyuan New Material Port Keyuan Rd,
Science & Industry Park,Nanshan Shenzhen,P.R.China

Site: 1# Chamber
Tel:+86-0755-26503290
Fax:+86-0755-26503396

Job No.: ricky #1586	Polarization: Vertical
Standard: FCC Class B 3M Radiated	Power Source: AC 120V/60Hz
Test item: Radiation Test	Date: 14/06/13/
Temp.(C)/Hum.(%) 25 C / 55 %	Time: 9/59/32
EUT: MID	Engineer Signature: Ricky
Mode: TX 2412MHz(802.11b)	Distance: 3m
Model: PC7810BXC	
Manufacturer: Natural	

Note: Report No.:ATE20140922



No.	Freq. (MHz)	Reading (dBuV/m)	Factor (dB)	Result (dBuV/m)	Limit (dBuV/m)	Margin (dB)	Detector	Height (cm)	Degree (deg.)	Remark
1	6106.616	43.26	3.54	46.80	54.00	-7.20	peak			
2	10039.393	39.38	10.96	50.34	54.00	-3.66	peak			
3	14038.447	3.04	48.10	51.14	54.00	-2.86	peak			



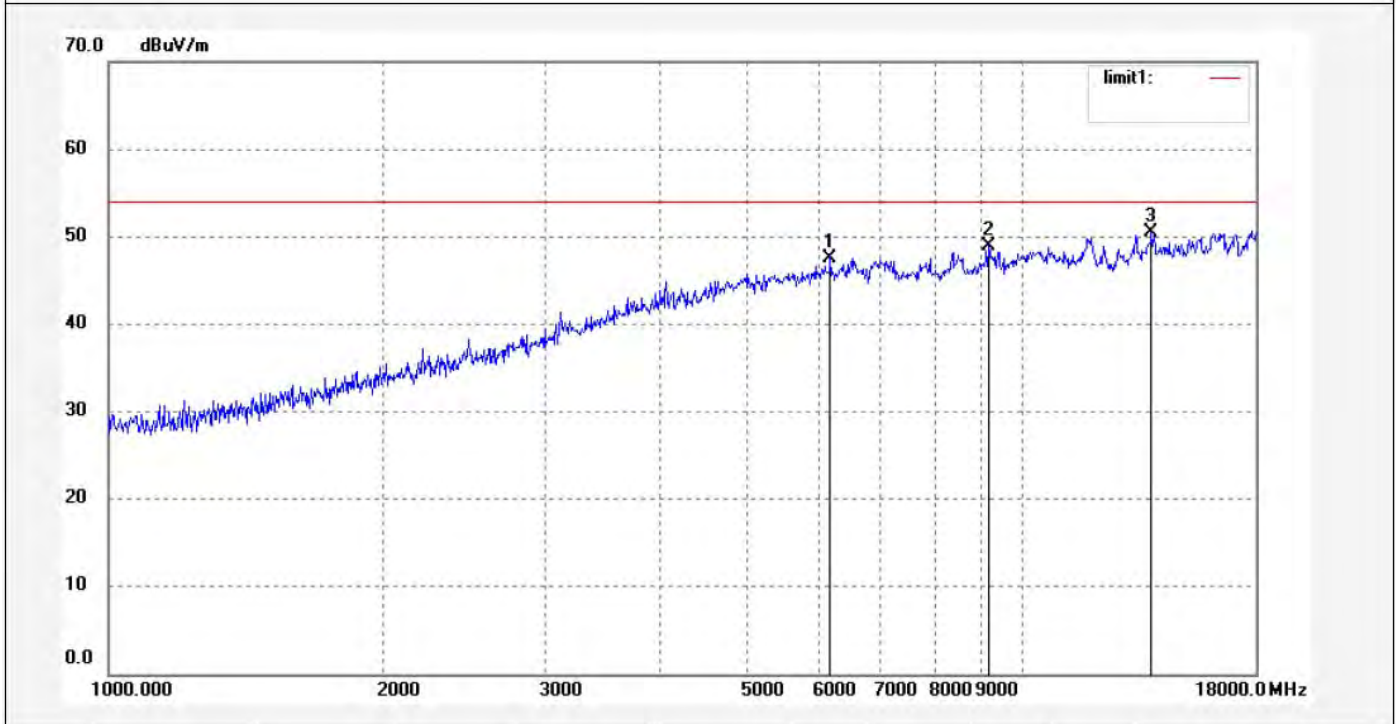
ACCURATE TECHNOLOGY CO., LTD.

F1,Bldg,A,Changyuan New Material Port Keyuan Rd,
Science & Industry Park,Nanshan Shenzhen,P.R.China

Site: 1# Chamber
Tel:+86-0755-26503290
Fax:+86-0755-26503396

Job No.: ricky #1585	Polarization: Vertical
Standard: FCC Class B 3M Radiated	Power Source: AC 120V/60Hz
Test item: Radiation Test	Date: 14/06/13/
Temp.(C)/Hum.(%) 25 C / 55 %	Time: 9/58/19
EUT: MID	Engineer Signature: Ricky
Mode: TX 2437MHz(802.11b)	Distance: 3m
Model: PC7810BXC	
Manufacturer: Natural	

Note: Report No.:ATE20140922



No.	Freq. (MHz)	Reading (dBuV/m)	Factor (dB)	Result (dBuV/m)	Limit (dBuV/m)	Margin (dB)	Detector	Height (cm)	Degree (deg.)	Remark
1	6159.797	44.04	3.56	47.60	54.00	-6.40	peak			
2	9178.971	39.70	9.20	48.90	54.00	-5.10	peak			
3	13837.024	2.87	47.59	50.46	54.00	-3.54	peak			



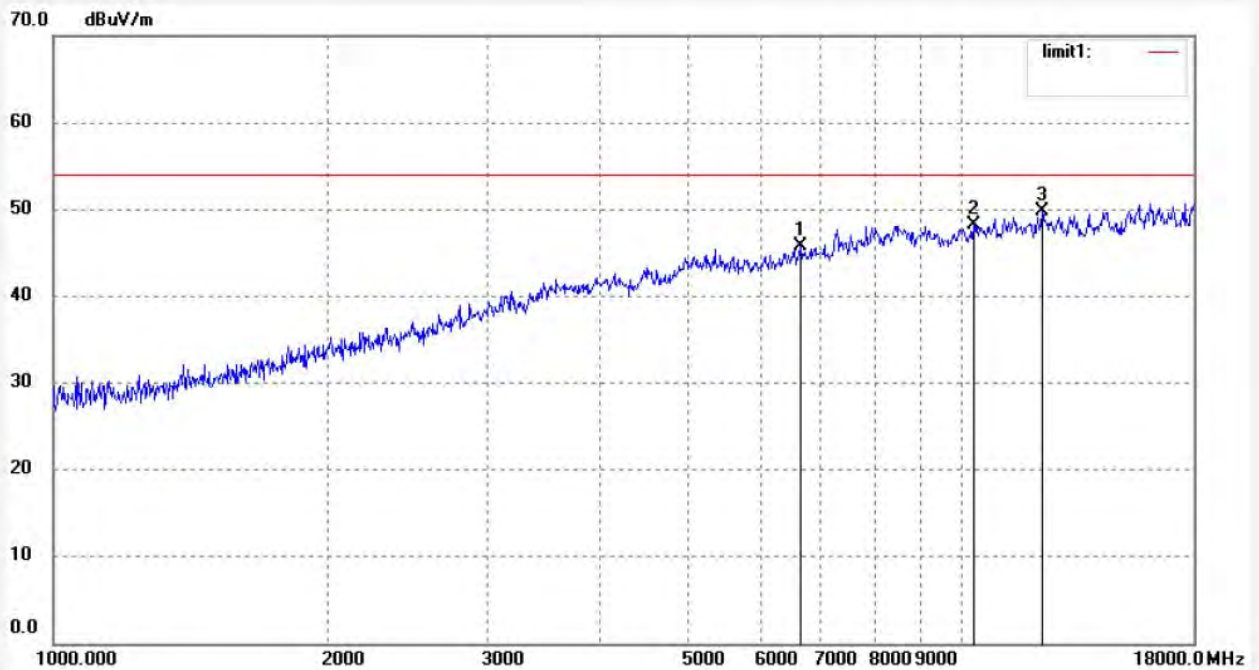
ACCURATE TECHNOLOGY CO., LTD.

F1,Bldg,A,Changyuan New Material Port Keyuan Rd,
Science & Industry Park,Nanshan Shenzhen,P.R.China

Site: 1# Chamber
Tel:+86-0755-26503290
Fax:+86-0755-26503396

Job No.: ricky #1584	Polarization: Horizontal
Standard: FCC Class B 3M Radiated	Power Source: AC 120V/60Hz
Test item: Radiation Test	Date: 14/06/13/
Temp.(C)/Hum.(%) 25 C / 55 %	Time: 9/57/11
EUT: MID	Engineer Signature: Ricky
Mode: TX 2437MHz(802.11b)	Distance: 3m
Model: PC7810BXC	
Manufacturer: Natural	

Note: Report No.:ATE20140922



No.	Freq. (MHz)	Reading (dBuV/m)	Factor (dB)	Result (dBuV/m)	Limit (dBuV/m)	Margin (dB)	Detector	Height (cm)	Degree (deg.)	Remark
1	6640.541	41.22	4.60	45.82	54.00	-8.18	peak			
2	10303.978	37.93	10.27	48.20	54.00	-5.80	peak			
3	12255.224	4.66	45.06	49.72	54.00	-4.28	peak			



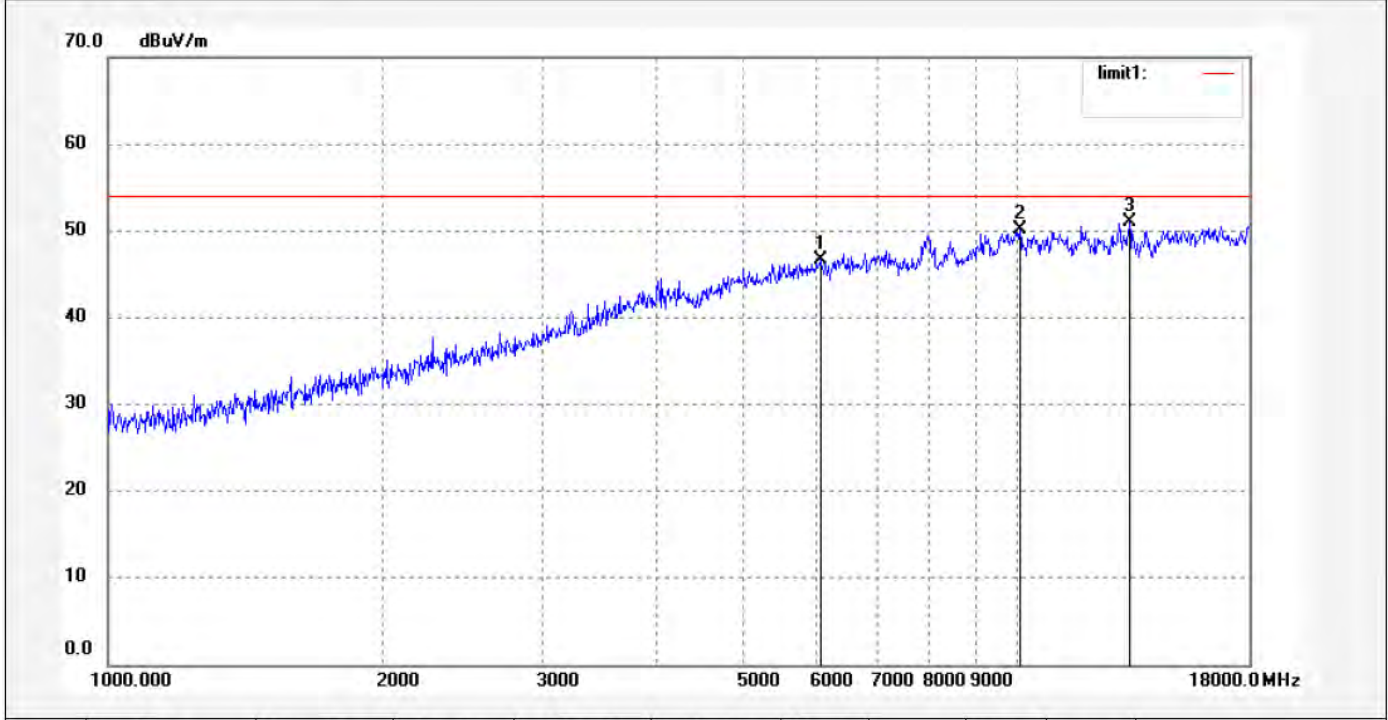
ACCURATE TECHNOLOGY CO., LTD.

F1,Bldg.A,Changyuan New Material Port Keyuan Rd,
Science & Industry Park,Nanshan Shenzhen,P.R.China

Site: 1# Chamber
Tel:+86-0755-26503290
Fax:+86-0755-26503396

Job No.: ricky #1583	Polarization: Horizontal
Standard: FCC Class B 3M Radiated	Power Source: AC 120V/60Hz
Test item: Radiation Test	Date: 14/06/13/
Temp.(C)/Hum.(%) 25 C / 55 %	Time: 9/56/38
EUT: MID	Engineer Signature: Ricky
Mode: TX 2462MHz(802.11b)	Distance: 3m
Model: PC7810BXC	
Manufacturer: Natural	

Note: Report No.:ATE20140922



No.	Freq. (MHz)	Reading (dBuV/m)	Factor (dB)	Result (dBuV/m)	Limit (dBuV/m)	Margin (dB)	Detector	Height (cm)	Degree (deg.)	Remark
1	6071.417	43.09	3.53	46.62	54.00	-7.38	peak			
2	10068.453	39.26	10.85	50.11	54.00	-3.89	peak			
3	13288.284	4.34	46.64	50.98	54.00	-3.02	peak			



ACCURATE TECHNOLOGY CO., LTD.

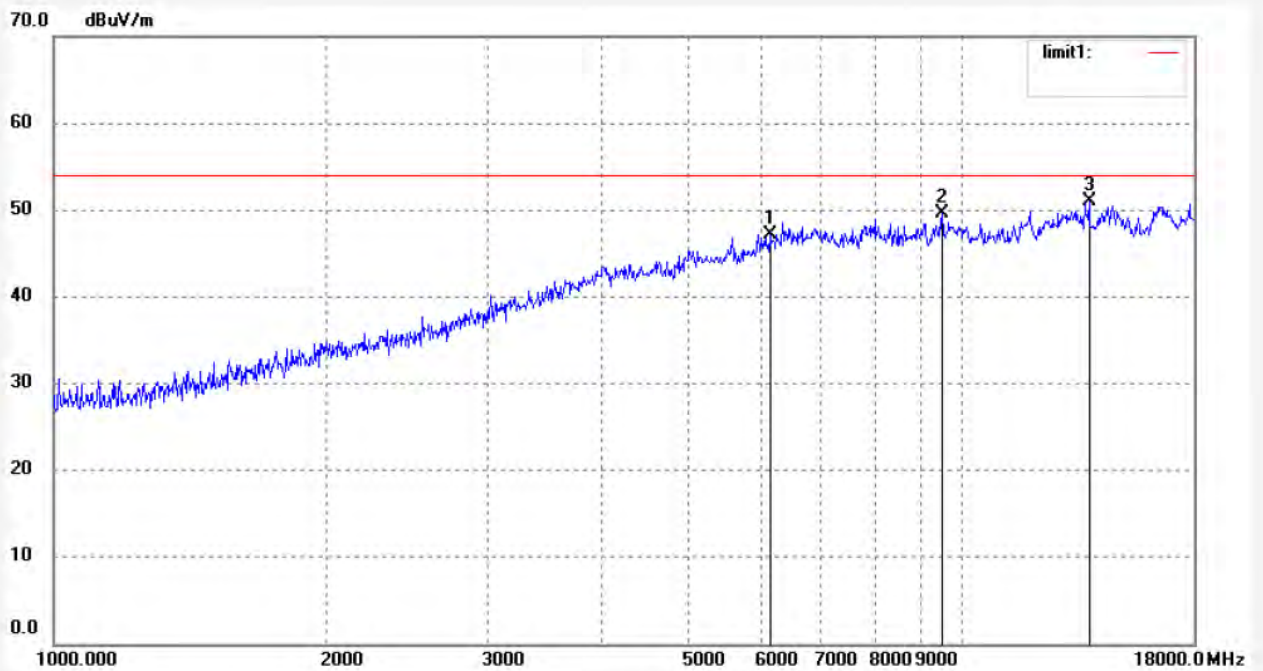
F1,Bldg,A,Changyuan New Material Port Keyuan Rd,
Science & Industry Park,Nanshan Shenzhen,P.R.China

Site: 1# Chamber
Tel:+86-0755-26503290
Fax:+86-0755-26503396

Job No.: ricky #1582
Standard: FCC Class B 3M Radiated
Test item: Radiation Test
Temp.(C)/Hum.(%) 25 C / 55 %
EUT: MID
Mode: TX 2462MHz(802.11b)
Model: PC7810BXC
Manufacturer: Natural

Polarization: Vertical
Power Source: AC 120V/60Hz
Date: 14/06/13/
Time: 9/54/33
Engineer Signature: Ricky
Distance: 3m

Note: Report No.:ATE20140922



No.	Freq. (MHz)	Reading (dBuV/m)	Factor (dB)	Result (dBuV/m)	Limit (dBuV/m)	Margin (dB)	Detector	Height (cm)	Degree (deg.)	Remark
1	6142.019	43.60	3.56	47.16	54.00	-6.84	peak			
2	9502.925	38.94	10.60	49.54	54.00	-4.46	peak			
3	13797.088	3.41	47.52	50.93	54.00	-3.07	peak			



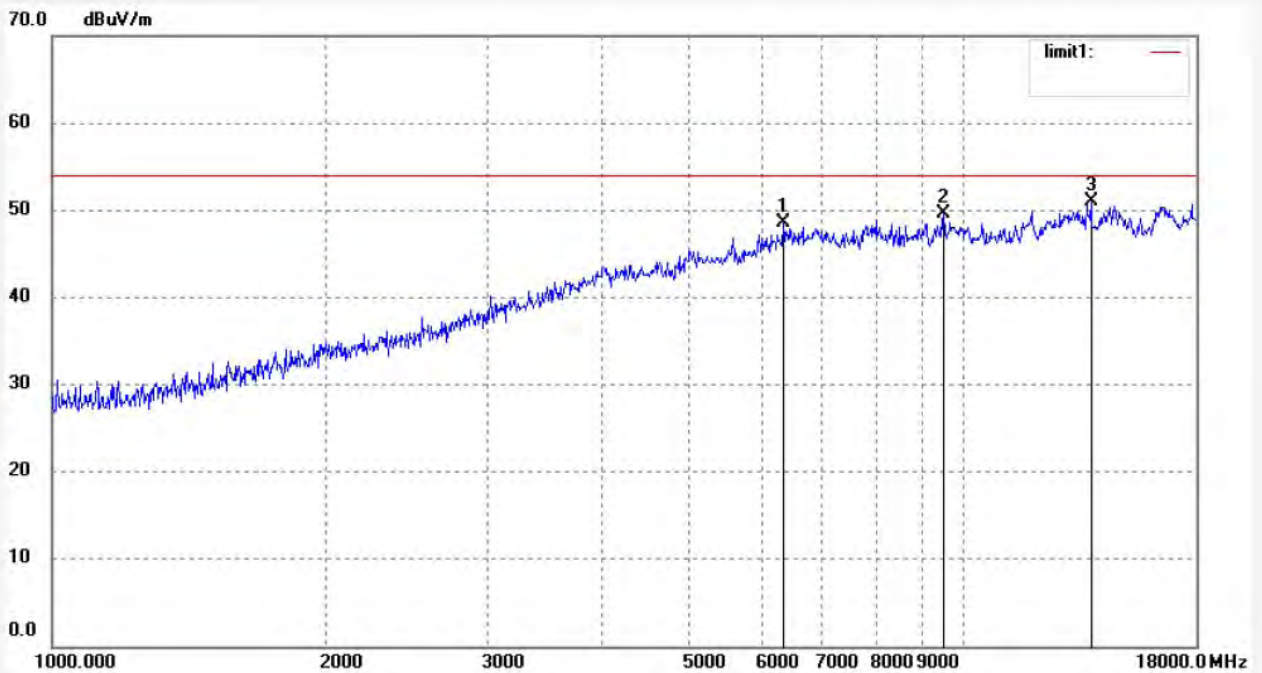
ACCURATE TECHNOLOGY CO., LTD.

F1,Bldg,A,Changyuan New Material Port Keyuan Rd,
Science & Industry Park,Nanshan Shenzhen,P.R.China

Site: 1# Chamber
Tel:+86-0755-26503290
Fax:+86-0755-26503396

Job No.: ricky #1576	Polarization: Vertical
Standard: FCC Class B 3M Radiated	Power Source: AC 120V/60Hz
Test item: Radiation Test	Date: 14/06/13/
Temp.(C)/Hum.(%) 25 C / 55 %	Time: 9/48/41
EUT: MID	Engineer Signature: Ricky
Mode: TX 2412MHz(802.11g)	Distance: 3m
Model: PC7810BXC	
Manufacturer: Natural	

Note: Report No.:ATE20140922



No.	Freq. (MHz)	Reading (dBuV/m)	Factor (dB)	Result (dBuV/m)	Limit (dBuV/m)	Margin (dB)	Detector	Height (cm)	Degree (deg.)	Remark
1	6340.436	44.36	4.20	48.56	54.00	-5.44	peak			
2	9502.925	38.94	10.60	49.54	54.00	-4.46	peak			
3	13797.088	3.41	47.52	50.93	54.00	-3.07	peak			



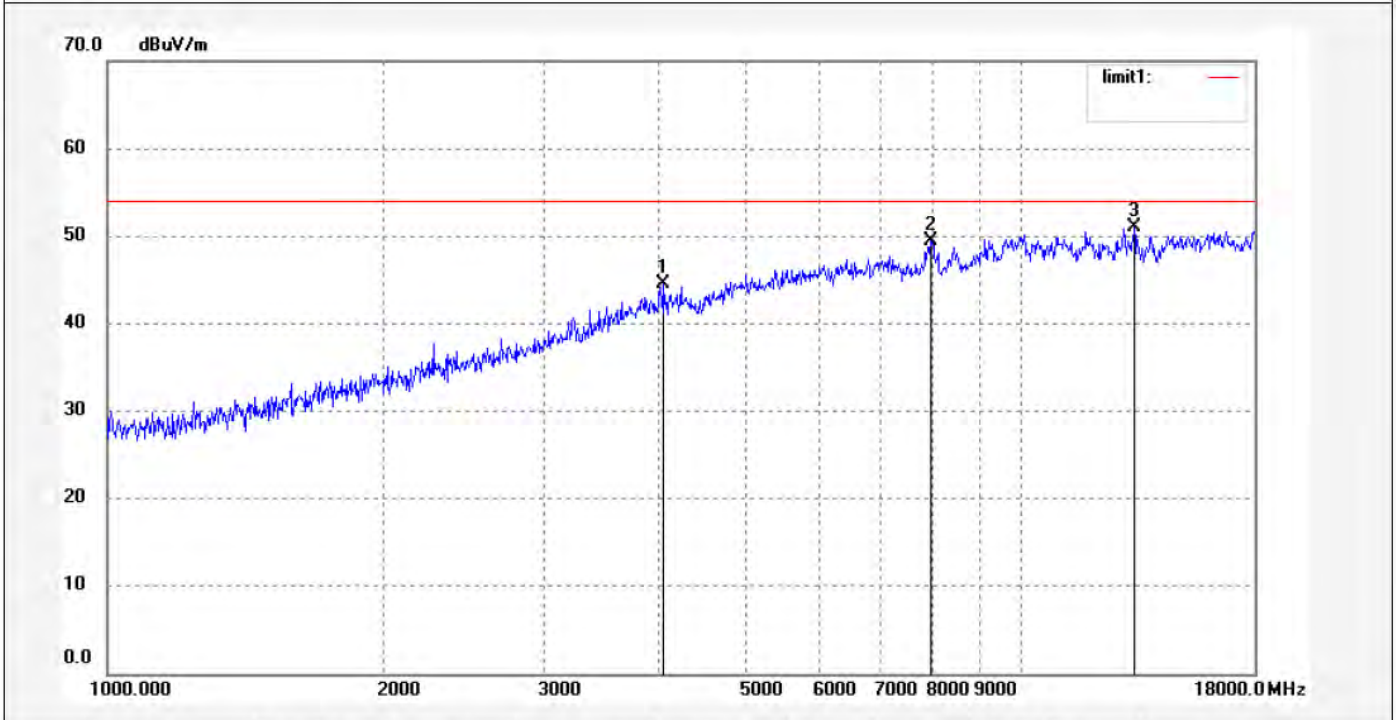
ACCURATE TECHNOLOGY CO., LTD.

F1,Bldg,A,Changyuan New Material Port Keyuan Rd,
Science & Industry Park,Nanshan Shenzhen,P.R.China

Site: 1# Chamber
Tel:+86-0755-26503290
Fax:+86-0755-26503396

Job No.: ricky #1577	Polarization: Horizontal
Standard: FCC Class B 3M Radiated	Power Source: AC 120V/60Hz
Test item: Radiation Test	Date: 14/06/13/
Temp.(C)/Hum.(%) 25 C / 55 %	Time: 9/49/28
EUT: MID	Engineer Signature: Ricky
Mode: TX 2412MHz(802.11g)	Distance: 3m
Model: PC7810BXC	
Manufacturer: Natural	

Note: Report No.:ATE20140922



No.	Freq. (MHz)	Reading (dBuV/m)	Factor (dB)	Result (dBuV/m)	Limit (dBuV/m)	Margin (dB)	Detector	Height (cm)	Degree (deg.)	Remark
1	4062.629	45.63	-1.17	44.46	54.00	-9.54	peak			
2	7966.832	41.47	8.03	49.50	54.00	-4.50	peak			
3	13288.284	4.34	46.64	50.98	54.00	-3.02	peak			



ACCURATE TECHNOLOGY CO., LTD.

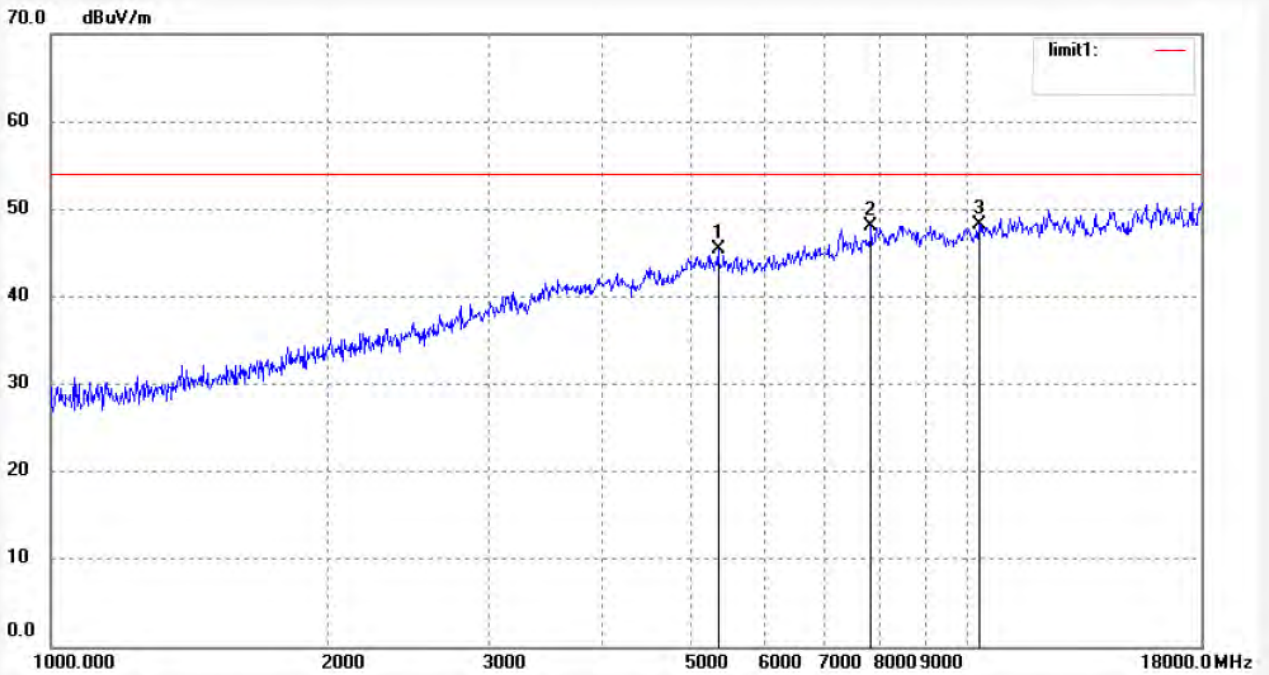
F1,Bldg.A,Changyuan New Material Port Keyuan Rd,
Science & Industry Park,Nanshan Shenzhen,P.R.China

Site: 1# Chamber
Tel:+86-0755-26503290
Fax:+86-0755-26503396

Job No.: ricky #1578
Standard: FCC Class B 3M Radiated
Test item: Radiation Test
Temp.(C)/Hum.(%) 25 C / 55 %
EUT: MID
Mode: TX 2437MHz(802.11g)
Model: PC7810BXC
Manufacturer: Natural

Polarization: Horizontal
Power Source: AC 120V/60Hz
Date: 14/06/13/
Time: 9/50/33
Engineer Signature: Ricky
Distance: 3m

Note: Report No.:ATE20140922



No.	Freq. (MHz)	Reading (dBuV/m)	Factor (dB)	Result (dBuV/m)	Limit (dBuV/m)	Margin (dB)	Detector	Height (cm)	Degree (deg.)	Remark
1	5346.358	43.72	1.74	45.46	54.00	-8.54	peak			
2	7852.524	40.91	7.06	47.97	54.00	-6.03	peak			
3	10303.978	37.93	10.27	48.20	54.00	-5.80	peak			



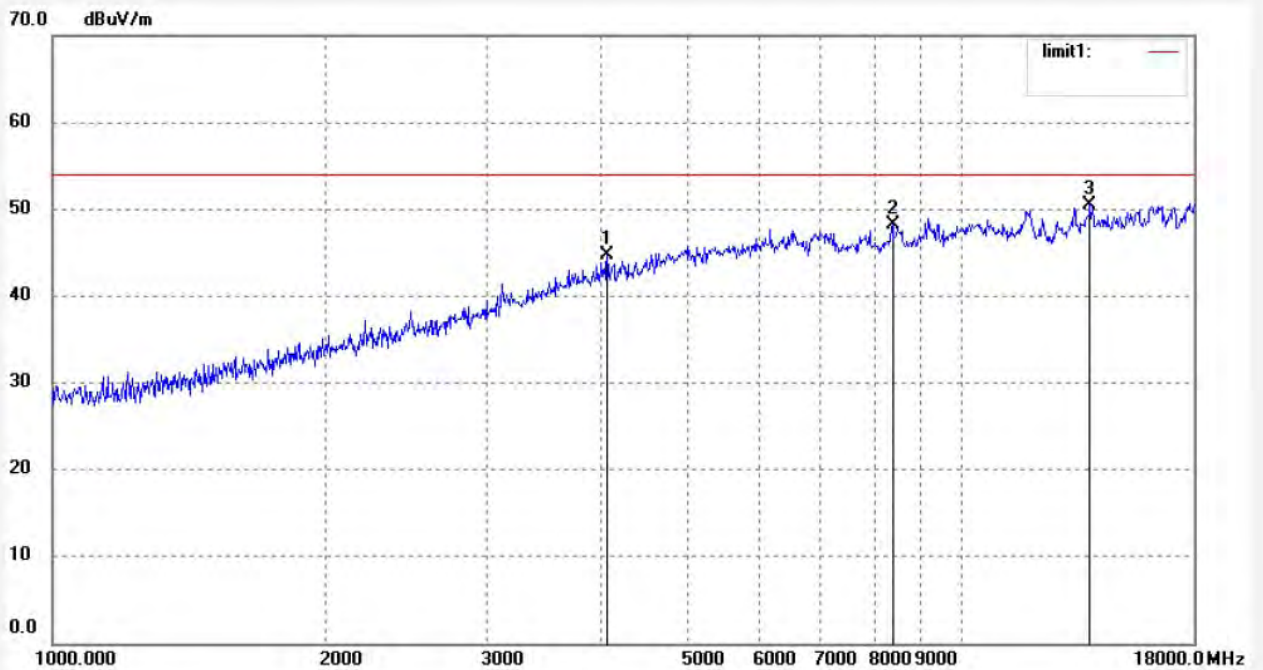
ACCURATE TECHNOLOGY CO., LTD.

F1,Bldg,A,Changyuan New Material Port Keyuan Rd,
Science & Industry Park,Nanshan Shenzhen,P.R.China

Site: 1# Chamber
Tel:+86-0755-26503290
Fax:+86-0755-26503396

Job No.: ricky #1579	Polarization: Vertical
Standard: FCC Class B 3M Radiated	Power Source: AC 120V/60Hz
Test item: Radiation Test	Date: 14/06/13/
Temp.(C)/Hum.(%) 25 C / 55 %	Time: 9/51/37
EUT: MID	Engineer Signature: Ricky
Mode: TX 2437MHz(802.11g)	Distance: 3m
Model: PC7810BXC	
Manufacturer: Natural	

Note: Report No.:ATE20140922



No.	Freq. (MHz)	Reading (dBuV/m)	Factor (dB)	Result (dBuV/m)	Limit (dBuV/m)	Margin (dB)	Detector	Height (cm)	Degree (deg.)	Remark
1	4074.389	45.95	-1.15	44.80	54.00	-9.20	peak			
2	8392.292	39.19	9.03	48.22	54.00	-5.78	peak			
3	13837.024	2.87	47.59	50.46	54.00	-3.54	peak			



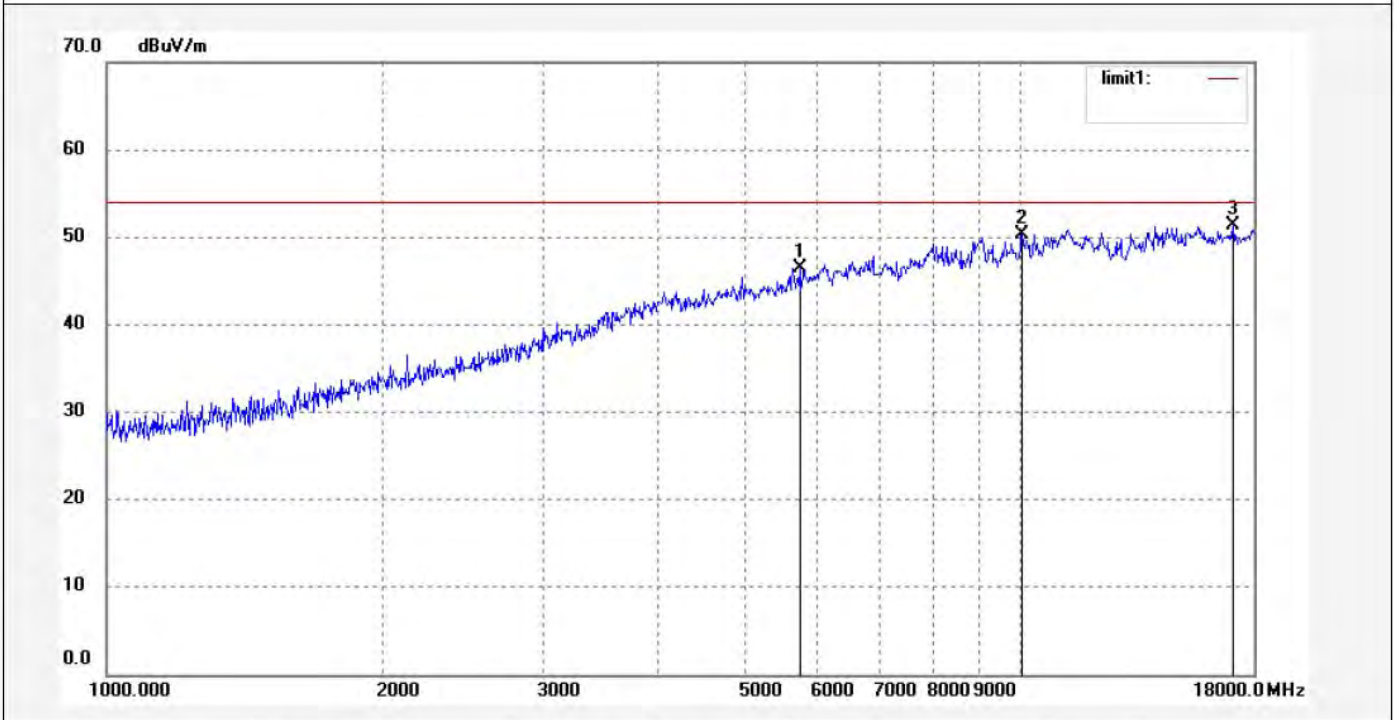
ACCURATE TECHNOLOGY CO., LTD.

F1,Bldg,A,Changyuan New Material Port Keyuan Rd,
Science & Industry Park,Nanshan Shenzhen,P.R.China

Site: 1# Chamber
Tel:+86-0755-26503290
Fax:+86-0755-26503396

Job No.: ricky #1580	Polarization: Vertical
Standard: FCC Class B 3M Radiated	Power Source: AC 120V/60Hz
Test item: Radiation Test	Date: 14/06/13/
Temp.(C)/Hum.(%) 25 C / 55 %	Time: 9/52/65
EUT: MID	Engineer Signature: Ricky
Mode: TX 2462MHz(802.11g)	Distance: 3m
Model: PC7810BXC	
Manufacturer: Natural	

Note: Report No.:ATE20140922



No.	Freq. (MHz)	Reading (dBuV/m)	Factor (dB)	Result (dBuV/m)	Limit (dBuV/m)	Margin (dB)	Detector	Height (cm)	Degree (deg.)	Remark
1	5730.395	44.00	2.41	46.41	54.00	-7.59	peak			
2	10039.393	39.38	10.96	50.34	54.00	-3.66	peak			
3	17087.464	0.04	51.28	51.32	54.00	-2.68	peak			



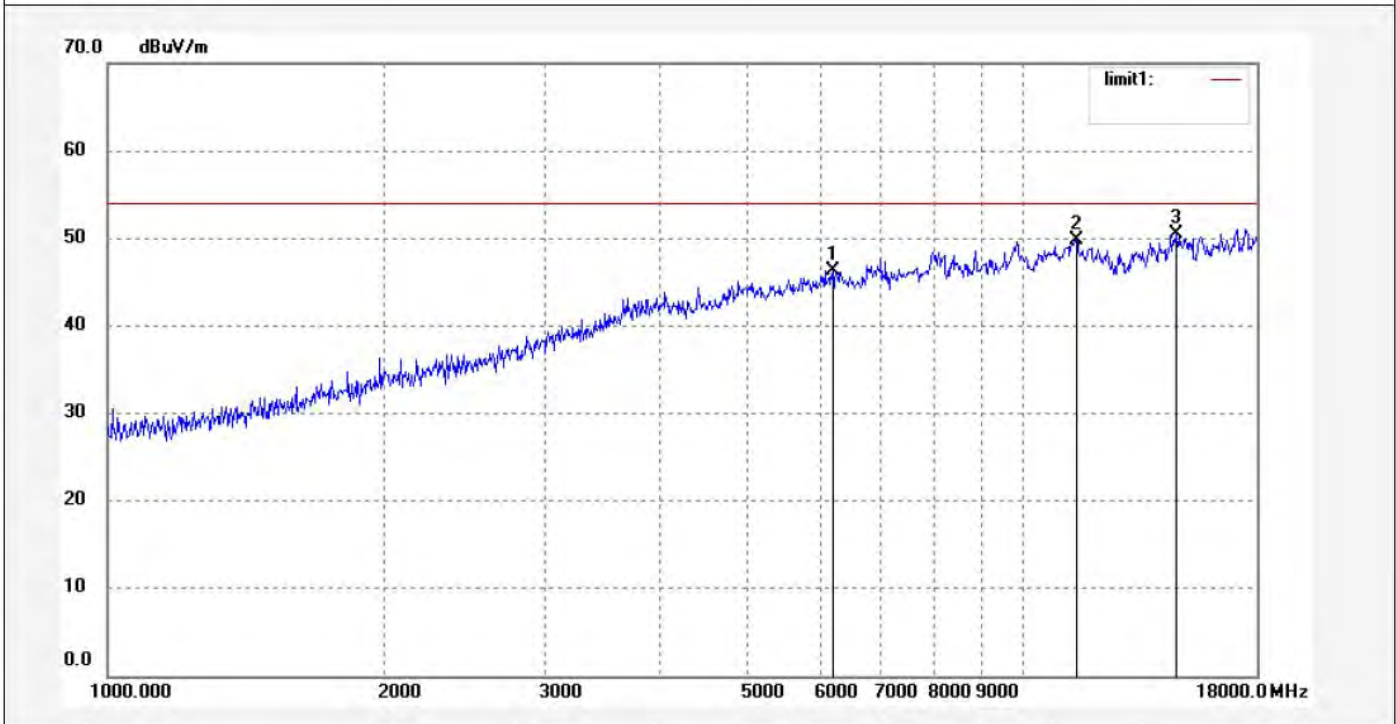
ACCURATE TECHNOLOGY CO., LTD.

F1,Bldg,A,Changyuan New Material Port Keyuan Rd,
Science & Industry Park,Nanshan Shenzhen,P.R.China

Site: 1# Chamber
Tel:+86-0755-26503290
Fax:+86-0755-26503396

Job No.: ricky #1581	Polarization: Horizontal
Standard: FCC Class B 3M Radiated	Power Source: AC 120V/60Hz
Test item: Radiation Test	Date: 14/06/13/
Temp.(C)/Hum.(%) 25 C / 55 %	Time: 9/53/28
EUT: MID	Engineer Signature: Ricky
Mode: TX 2462MHz(802.11g)	Distance: 3m
Model: PC7810BXC	
Manufacturer: Natural	

Note: Report No.:ATE20140922



No.	Freq. (MHz)	Reading (dBuV/m)	Factor (dB)	Result (dBuV/m)	Limit (dBuV/m)	Margin (dB)	Detector	Height (cm)	Degree (deg.)	Remark
1	6195.508	42.67	3.57	46.24	54.00	-7.76	peak			
2	11433.909	37.96	11.79	49.75	54.00	-4.25	peak			
3	14702.914	0.49	49.98	50.47	54.00	-3.53	peak			



ACCURATE TECHNOLOGY CO., LTD.

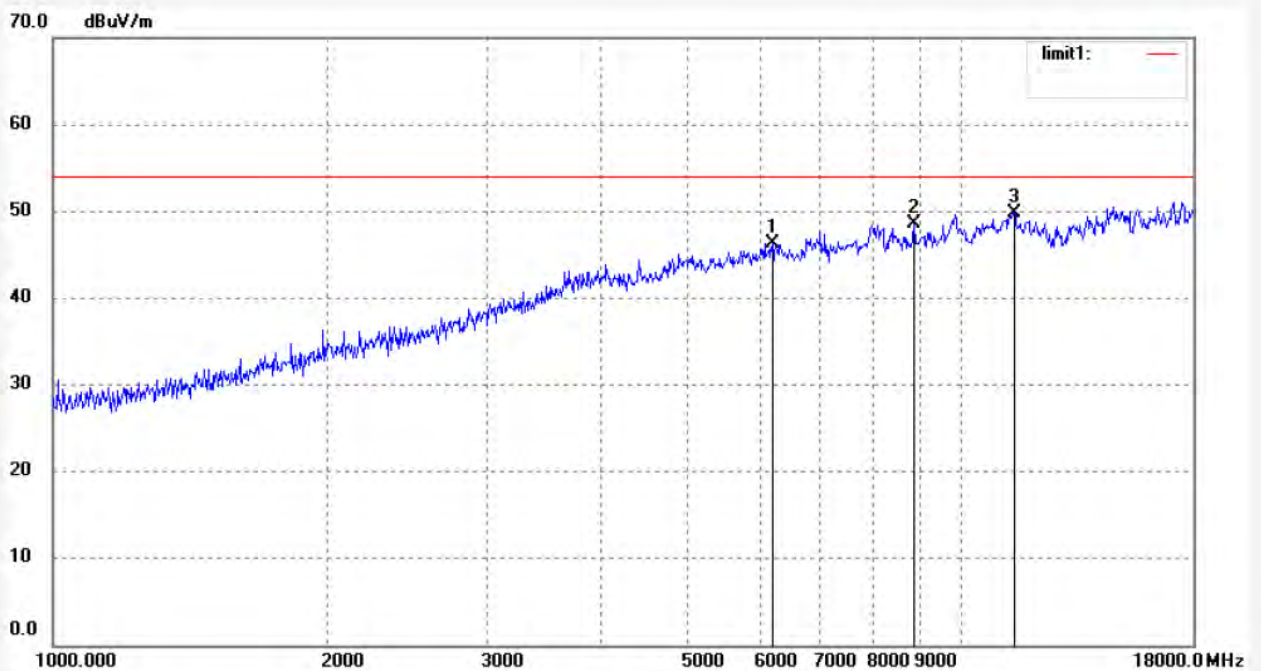
F1,Bldg,A,Changyuan New Material Port Keyuan Rd,
Science & Industry Park,Nanshan Shenzhen,P.R.China

Site: 1# Chamber
Tel:+86-0755-26503290
Fax:+86-0755-26503396

Job No.: ricky #1575
Standard: FCC Class B 3M Radiated
Test item: Radiation Test
Temp.(C)/Hum.(%) 25 C / 55 %
EUT: MID
Mode: TX 2412MHz(802.11n20)
Model: PC7810BXC
Manufacturer: Natural

Polarization: Horizontal
Power Source: AC 120V/60Hz
Date: 14/06/13/
Time: 9/47/37
Engineer Signature: Ricky
Distance: 3m

Note: Report No.:ATE20140922



No.	Freq. (MHz)	Reading (dBuV/m)	Factor (dB)	Result (dBuV/m)	Limit (dBuV/m)	Margin (dB)	Detector	Height (cm)	Degree (deg.)	Remark
1	6195.508	42.67	3.57	46.24	54.00	-7.76	peak			
2	8866.061	39.76	8.79	48.55	54.00	-5.45	peak			
3	11433.909	37.96	11.79	49.75	54.00	-4.25	peak			



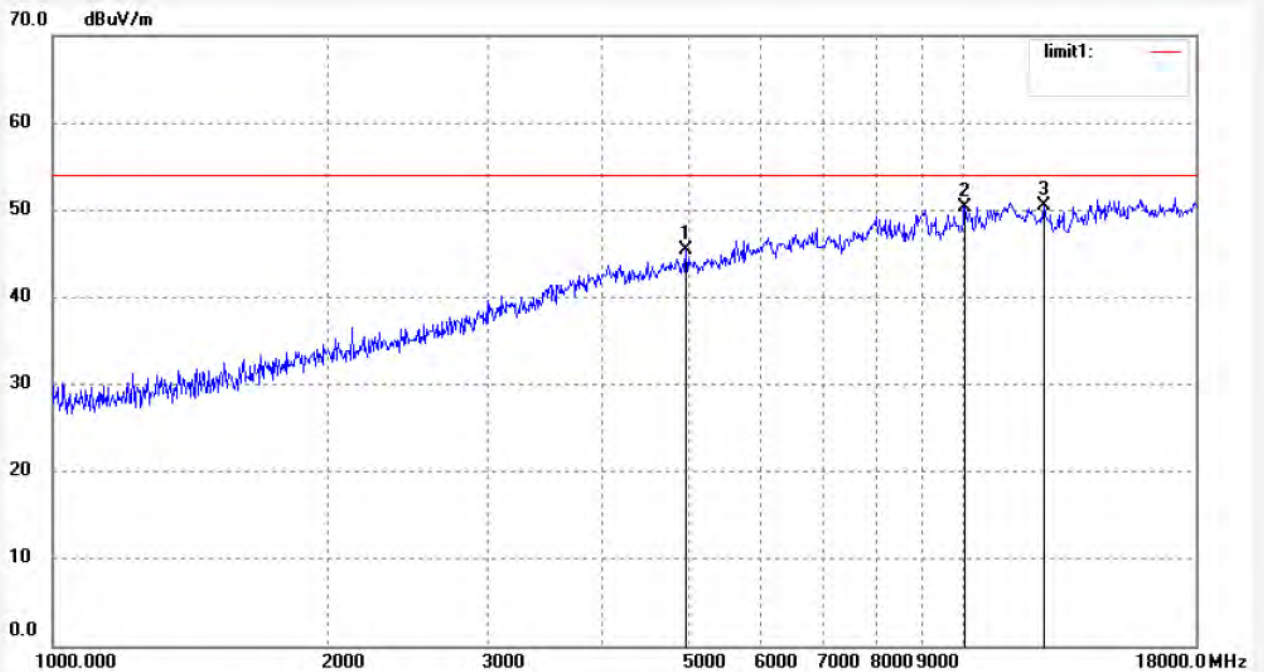
ACCURATE TECHNOLOGY CO., LTD.

F1,Bldg,A,Changyuan New Material Port Keyuan Rd,
Science & Industry Park,Nanshan Shenzhen,P.R.China

Site: 1# Chamber
Tel:+86-0755-26503290
Fax:+86-0755-26503396

Job No.: ricky #1574	Polarization: Vertical
Standard: FCC Class B 3M Radiated	Power Source: AC 120V/60Hz
Test item: Radiation Test	Date: 14/06/13/
Temp.(C)/Hum.(%) 25 C / 55 %	Time: 9/46/55
EUT: MID	Engineer Signature: Ricky
Mode: TX 2412MHz(802.11n20)	Distance: 3m
Model: PC7810BXC	
Manufacturer: Natural	

Note: Report No.:ATE20140922



No.	Freq. (MHz)	Reading (dBuV/m)	Factor (dB)	Result (dBuV/m)	Limit (dBuV/m)	Margin (dB)	Detector	Height (cm)	Degree (deg.)	Remark
1	4959.307	44.04	1.32	45.36	54.00	-8.64	peak			
2	10039.393	39.38	10.96	50.34	54.00	-3.66	peak			
3	12255.224	5.39	45.06	50.45	54.00	-3.55	peak			



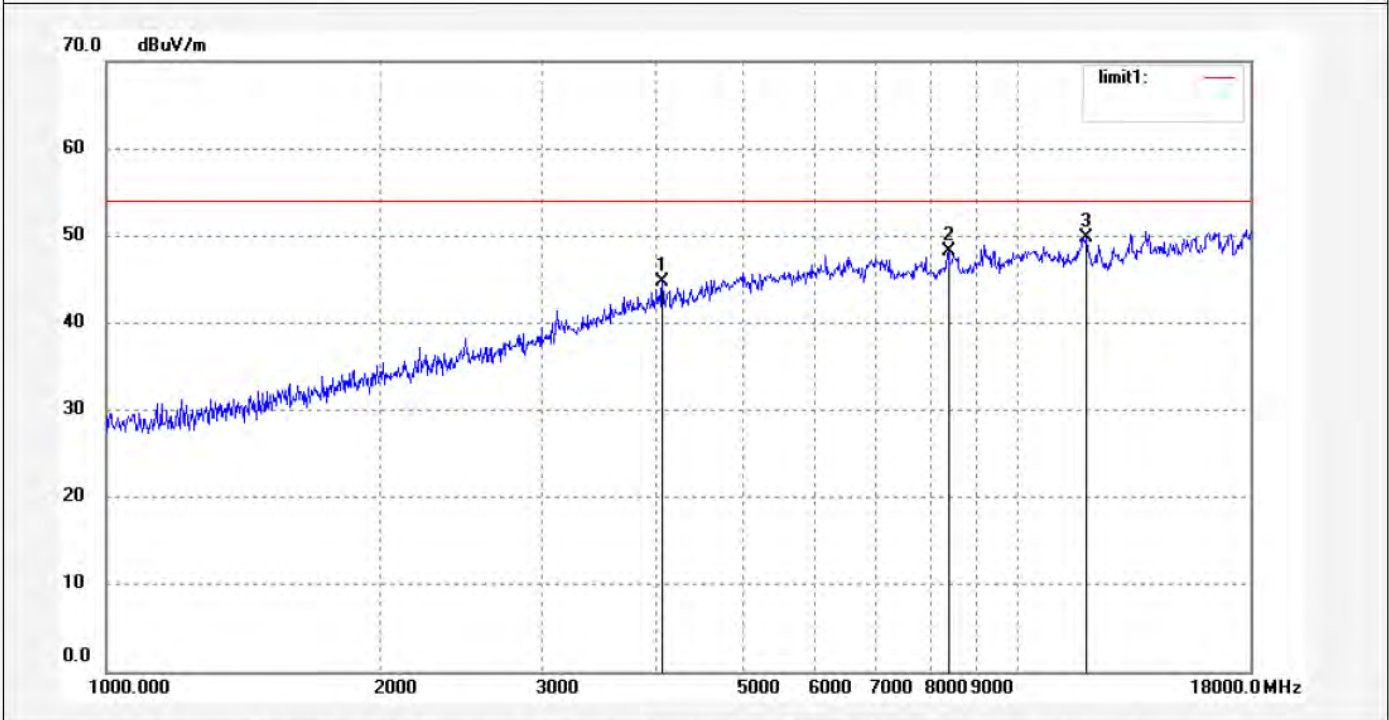
ACCURATE TECHNOLOGY CO., LTD.

F1,Bldg.A,Changyuan New Material Port Keyuan Rd,
Science & Industry Park,Nanshan Shenzhen,P.R.China

Site: 1# Chamber
Tel:+86-0755-26503290
Fax:+86-0755-26503396

Job No.: ricky #1573	Polarization: Vertical
Standard: FCC Class B 3M Radiated	Power Source: AC 120V/60Hz
Test item: Radiation Test	Date: 14/06/13/
Temp.(C)/Hum.(%) 25 C / 55 %	Time: 9/44/26
EUT: MID	Engineer Signature: Ricky
Mode: TX 2437MHz(802.11n20)	Distance: 3m
Model: PC7810BXC	
Manufacturer: Natural	

Note: Report No.:ATE20140922



No.	Freq. (MHz)	Reading (dBuV/m)	Factor (dB)	Result (dBuV/m)	Limit (dBuV/m)	Margin (dB)	Detector	Height (cm)	Degree (deg.)	Remark
1	4074.389	45.95	-1.15	44.80	54.00	-9.20	peak			
2	8392.292	39.19	9.03	48.22	54.00	-5.78	peak			
3	11871.710	36.92	12.84	49.76	54.00	-4.24	peak			



ACCURATE TECHNOLOGY CO., LTD.

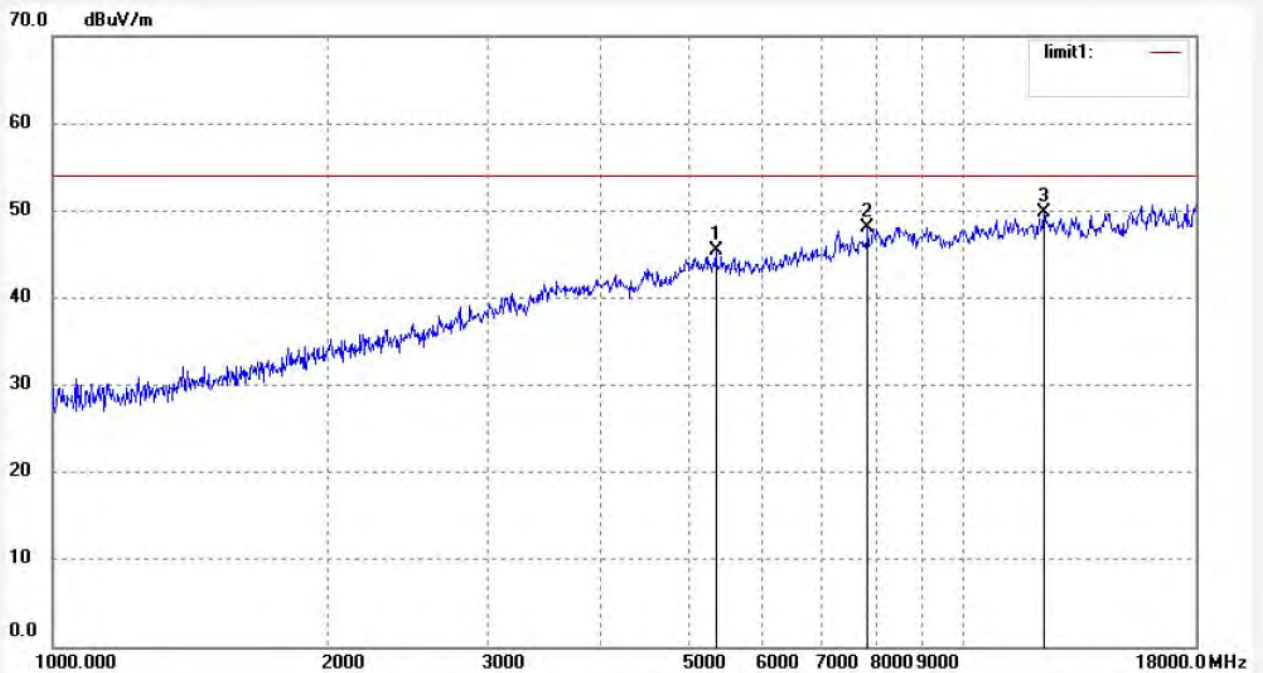
F1,Bldg,A,Changyuan New Material Port Keyuan Rd,
Science & Industry Park,Nanshan Shenzhen,P.R.China

Site: 1# Chamber
Tel:+86-0755-26503290
Fax:+86-0755-26503396

Job No.: ricky #1572
Standard: FCC Class B 3M Radiated
Test item: Radiation Test
Temp.(C)/Hum.(%) 25 C / 55 %
EUT: MID
Mode: TX 2437MHz(802.11n20)
Model: PC7810BXC
Manufacturer: Natural

Polarization: Horizontal
Power Source: AC 120V/60Hz
Date: 14/06/13/
Time: 9/43/25
Engineer Signature: Ricky
Distance: 3m

Note: Report No.:ATE20140922



No.	Freq. (MHz)	Reading (dBuV/m)	Factor (dB)	Result (dBuV/m)	Limit (dBuV/m)	Margin (dB)	Detector	Height (cm)	Degree (deg.)	Remark
1	5346.358	43.72	1.74	45.46	54.00	-8.54	peak			
2	7852.524	40.91	7.06	47.97	54.00	-6.03	peak			
3	12255.224	4.66	45.06	49.72	54.00	-4.28	peak			



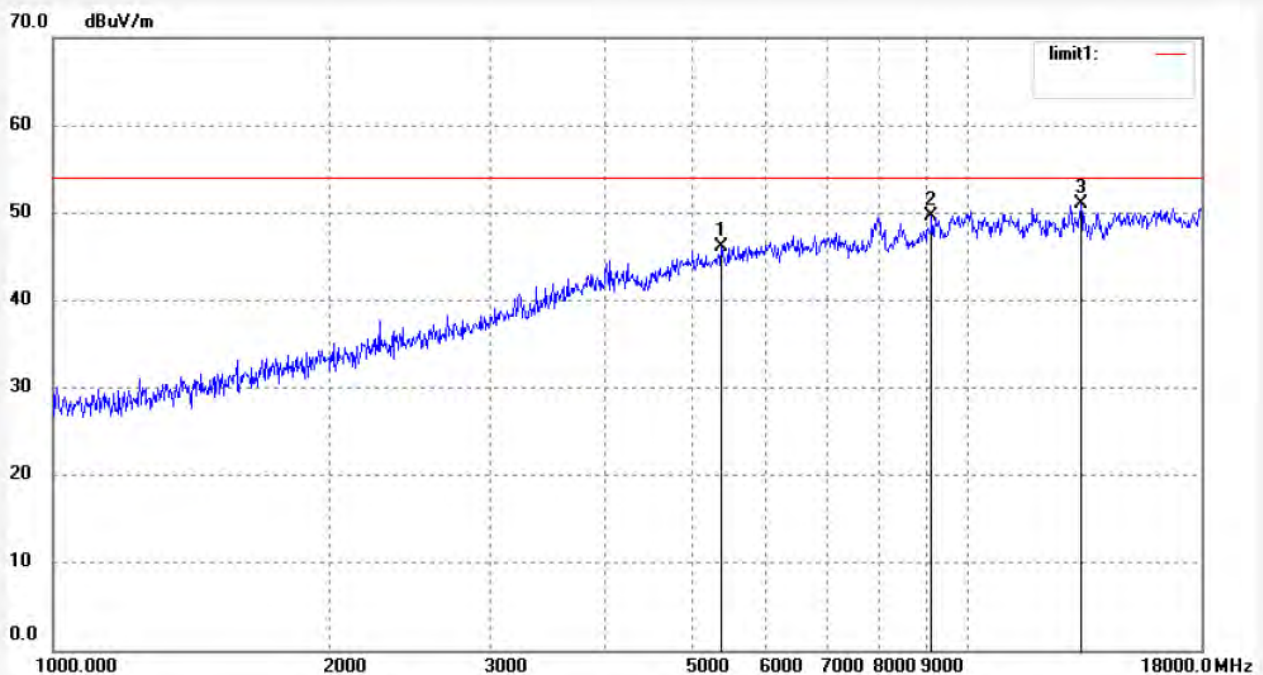
ACCURATE TECHNOLOGY CO., LTD.

F1,Bldg,A,Changyuan New Material Port Keyuan Rd,
Science & Industry Park,Nanshan Shenzhen,P.R.China

Site: 1# Chamber
Tel:+86-0755-26503290
Fax:+86-0755-26503396

Job No.: ricky #1571	Polarization: Horizontal
Standard: FCC Class B 3M Radiated	Power Source: AC 120V/60Hz
Test item: Radiation Test	Date: 14/06/13/
Temp.(C)/Hum.(%) 25 C / 55 %	Time: 9/42/33
EUT: MID	Engineer Signature: Ricky
Mode: TX 2462MHz(802.11n20)	Distance: 3m
Model: PC7810BXC	
Manufacturer: Natural	

Note: Report No.:ATE20140922



No.	Freq. (MHz)	Reading (dBuV/m)	Factor (dB)	Result (dBuV/m)	Limit (dBuV/m)	Margin (dB)	Detector	Height (cm)	Degree (deg.)	Remark
1	5377.354	44.49	1.71	46.20	54.00	-7.80	peak			
2	9126.063	40.57	9.11	49.68	54.00	-4.32	peak			
3	13288.284	4.34	46.64	50.98	54.00	-3.02	peak			



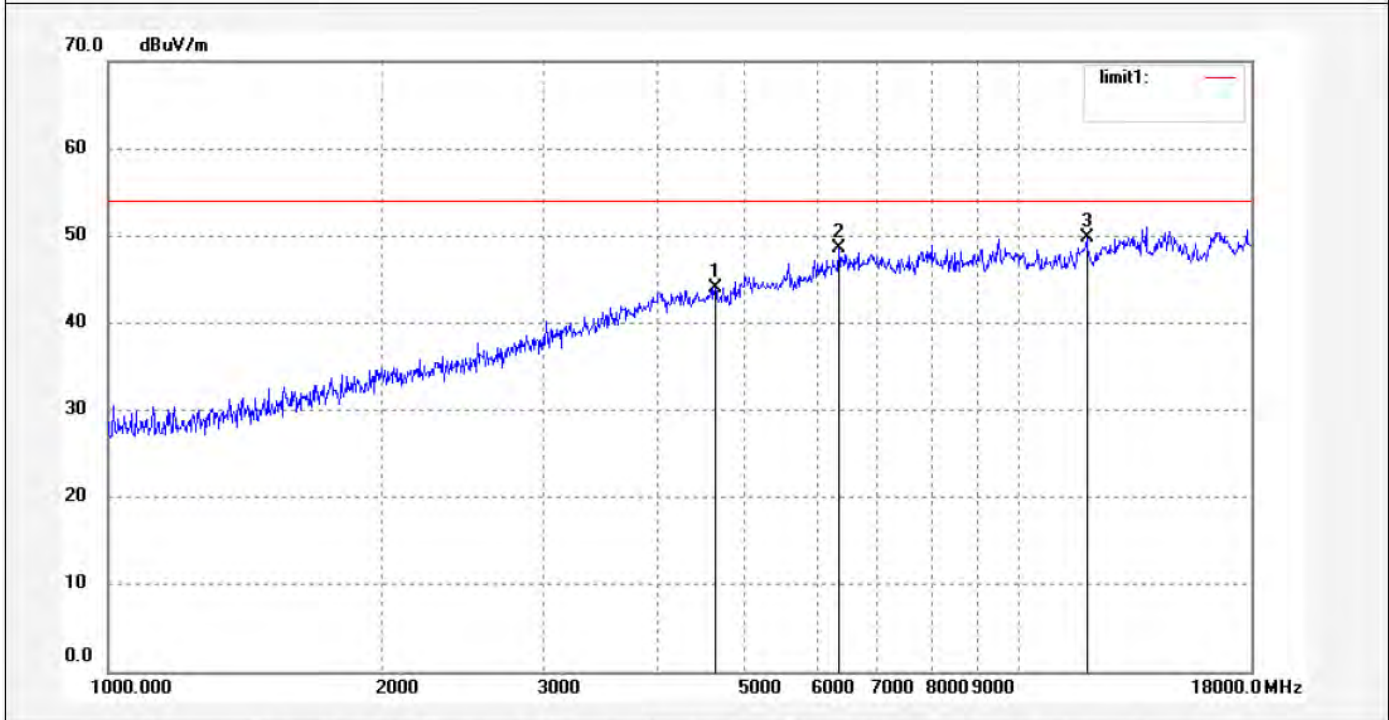
ACCURATE TECHNOLOGY CO., LTD.

F1,Bldg.A,Changyuan New Material Port Keyuan Rd,
Science & Industry Park,Nanshan Shenzhen,P.R.China

Site: 1# Chamber
Tel:+86-0755-26503290
Fax:+86-0755-26503396

Job No.: ricky #1570	Polarization: Vertical
Standard: FCC Class B 3M Radiated	Power Source: AC 120V/60Hz
Test item: Radiation Test	Date: 14/06/13/
Temp.(C)/Hum.(%) 25 C / 55 %	Time: 9/41/32
EUT: MID	Engineer Signature: Ricky
Mode: TX 2462MHz(802.11n20)	Distance: 3m
Model: PC7810BXC	
Manufacturer: Natural	

Note: Report No.:ATE20140922



No.	Freq. (MHz)	Reading (dBuV/m)	Factor (dB)	Result (dBuV/m)	Limit (dBuV/m)	Margin (dB)	Detector	Height (cm)	Degree (deg.)	Remark
1	4640.339	44.39	-0.37	44.02	54.00	-9.98	peak			
2	6340.436	44.36	4.20	48.56	54.00	-5.44	peak			
3	11871.710	36.97	12.84	49.81	54.00	-4.19	peak			



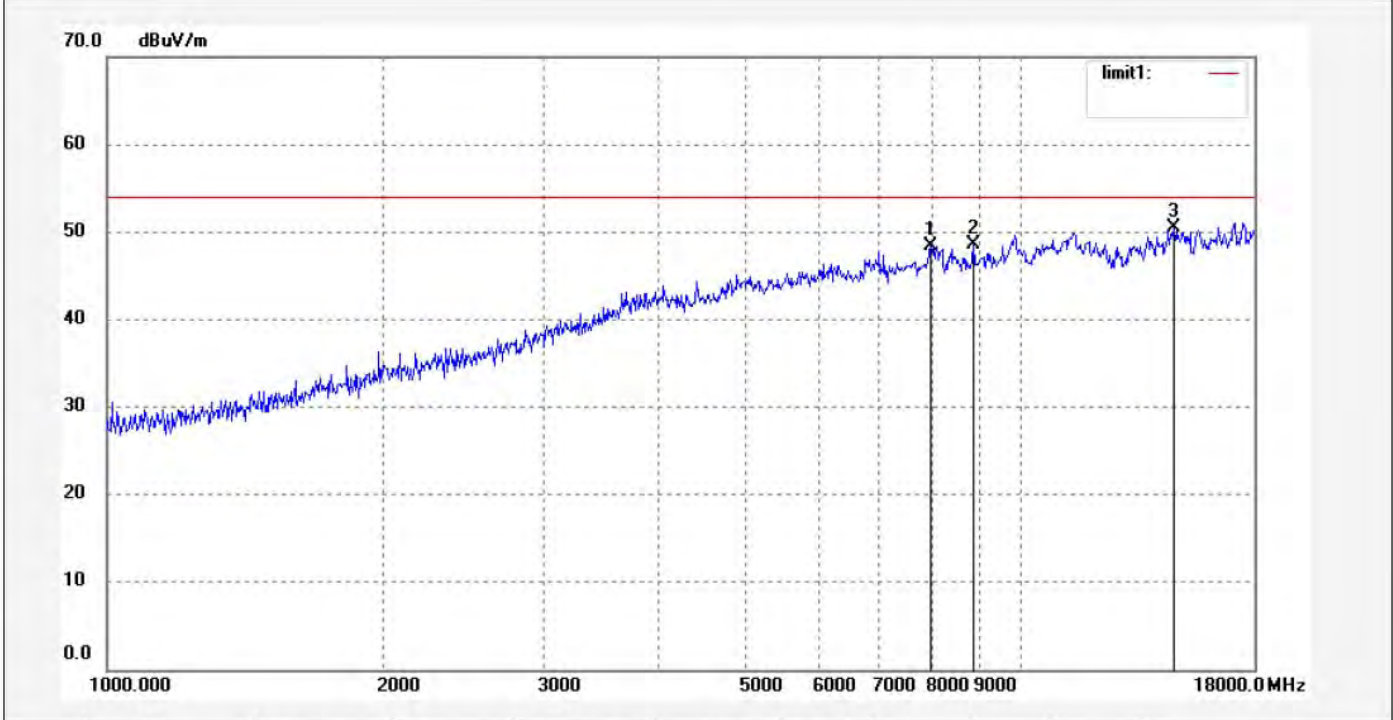
ACCURATE TECHNOLOGY CO., LTD.

F1,Bldg,A,Changyuan New Material Port Keyuan Rd,
Science & Industry Park,Nanshan Shenzhen,P.R.China

Site: 1# Chamber
Tel:+86-0755-26503290
Fax:+86-0755-26503396

Job No.: ricky #1569	Polarization: Horizontal
Standard: FCC Class B 3M Radiated	Power Source: AC 120V/60Hz
Test item: Radiation Test	Date: 14/06/13/
Temp.(C)/Hum.(%) 25 C / 55 %	Time: 9/40/54
EUT: MID	Engineer Signature: Ricky
Mode: TX 2422MHz(802.11n40)	Distance: 3m
Model: PC7810BXC	
Manufacturer: Natural	

Note: Report No.:ATE20140922



No.	Freq. (MHz)	Reading (dBuV/m)	Factor (dB)	Result (dBuV/m)	Limit (dBuV/m)	Margin (dB)	Detector	Height (cm)	Degree (deg.)	Remark
1	7966.832	40.30	8.03	48.33	54.00	-5.67	peak			
2	8866.061	39.76	8.79	48.55	54.00	-5.45	peak			
3	14702.914	0.49	49.98	50.47	54.00	-3.53	peak			



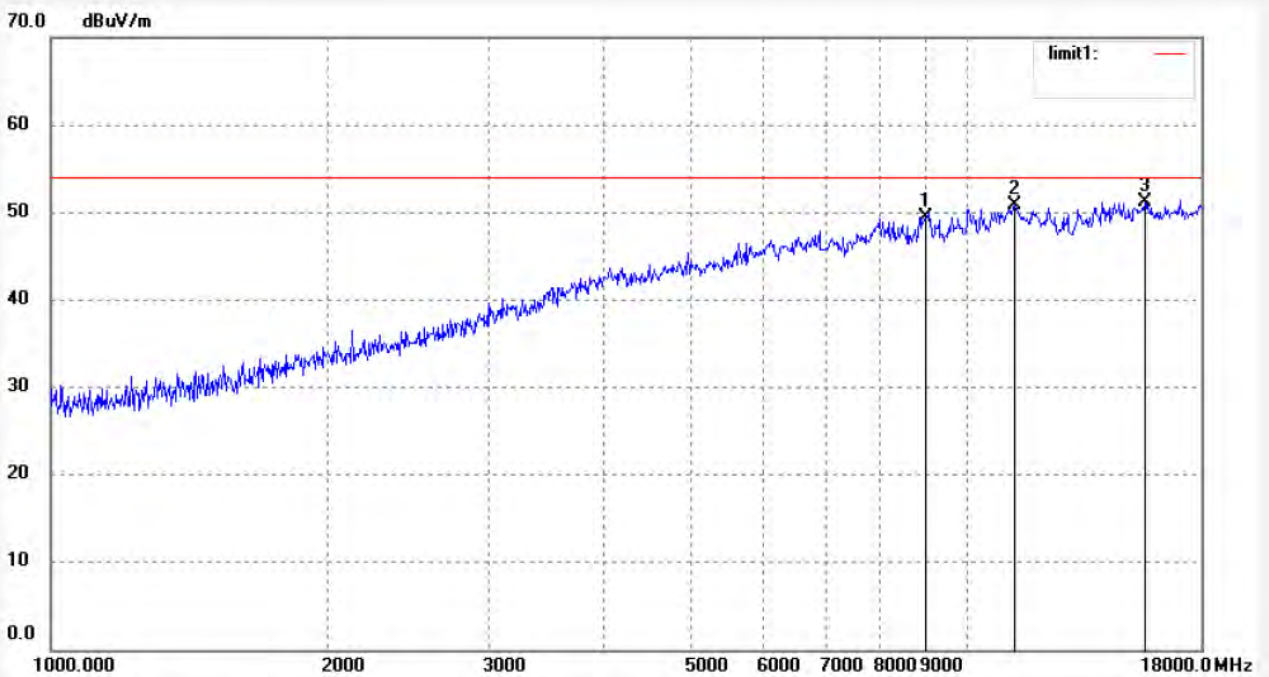
ACCURATE TECHNOLOGY CO., LTD.

F1,Bldg,A,Changyuan New Material Port Keyuan Rd,
Science & Industry Park,Nanshan Shenzhen,P.R.China

Site: 1# Chamber
Tel:+86-0755-26503290
Fax:+86-0755-26503396

Job No.: ricky #1568	Polarization: Vertical
Standard: FCC Class B 3M Radiated	Power Source: AC 120V/60Hz
Test item: Radiation Test	Date: 14/06/13/
Temp.(C)/Hum.(%) 25 C / 55 %	Time: 9/39/46
EUT: MID	Engineer Signature: Ricky
Mode: TX 2422MHz(802.11n40)	Distance: 3m
Model: PC7810BXC	
Manufacturer: Natural	

Note: Report No.:ATE20140922



No.	Freq. (MHz)	Reading (dBuV/m)	Factor (dB)	Result (dBuV/m)	Limit (dBuV/m)	Margin (dB)	Detector	Height (cm)	Degree (deg.)	Remark
1	9021.160	40.48	8.94	49.42	54.00	-4.58	peak			
2	11269.856	39.61	11.26	50.87	54.00	-3.13	peak			
3	15622.990	2.69	48.53	51.22	54.00	-2.78	peak			



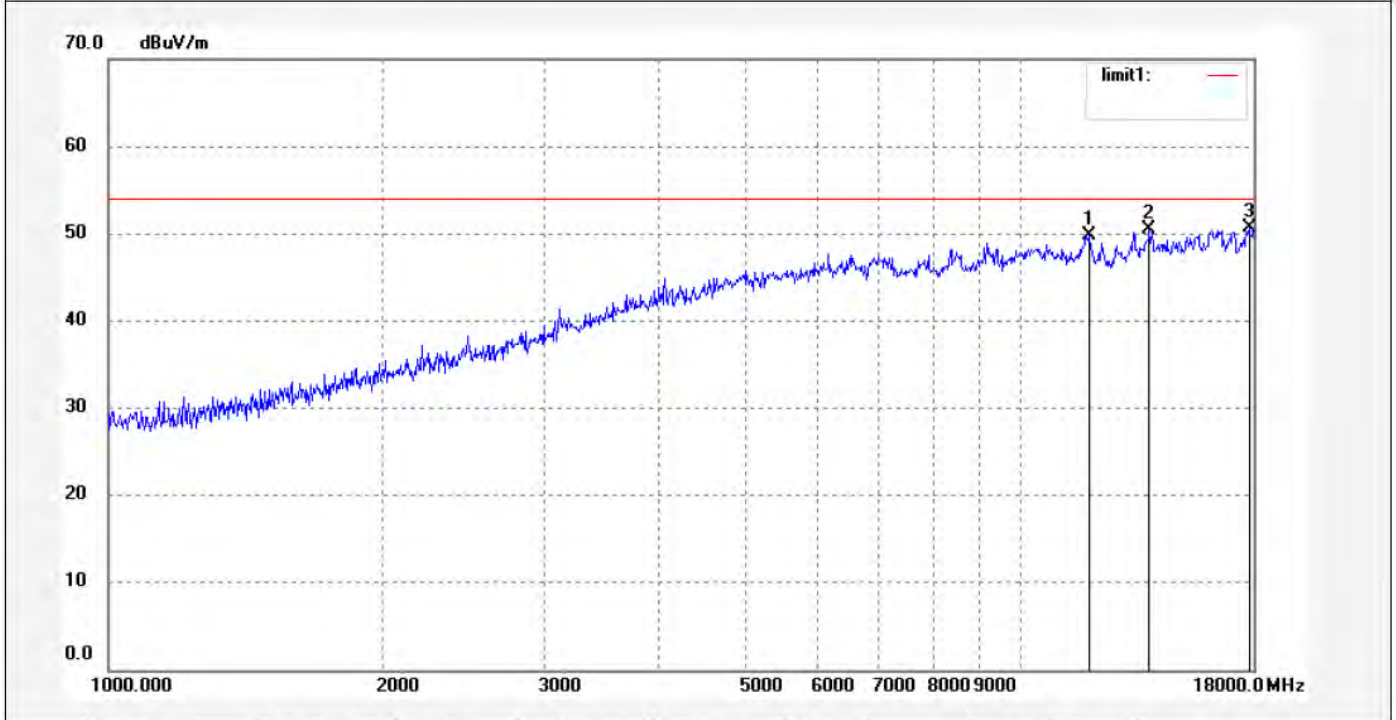
ACCURATE TECHNOLOGY CO., LTD.

F1,Bldg,A,Changyuan New Material Port Keyuan Rd,
Science & Industry Park,Nanshan Shenzhen,P.R.China

Site: 1# Chamber
Tel:+86-0755-26503290
Fax:+86-0755-26503396

Job No.: ricky #1567	Polarization: Vertical
Standard: FCC Class B 3M Radiated	Power Source: AC 120V/60Hz
Test item: Radiation Test	Date: 14/06/13/
Temp.(C)/Hum.(%) 25 C / 55 %	Time: 9/37/23
EUT: MID	Engineer Signature: Ricky
Mode: TX 2437MHz(802.11n40)	Distance: 3m
Model: PC7810BXC	
Manufacturer: Natural	

Note: Report No.:ATE20140922



No.	Freq. (MHz)	Reading (dBuV/m)	Factor (dB)	Result (dBuV/m)	Limit (dBuV/m)	Margin (dB)	Detector	Height (cm)	Degree (deg.)	Remark
1	11871.710	36.92	12.84	49.76	54.00	-4.24	peak			
2	13837.024	2.87	47.59	50.46	54.00	-3.54	peak			
3	17793.091	-4.01	54.63	50.62	54.00	-3.38	peak			



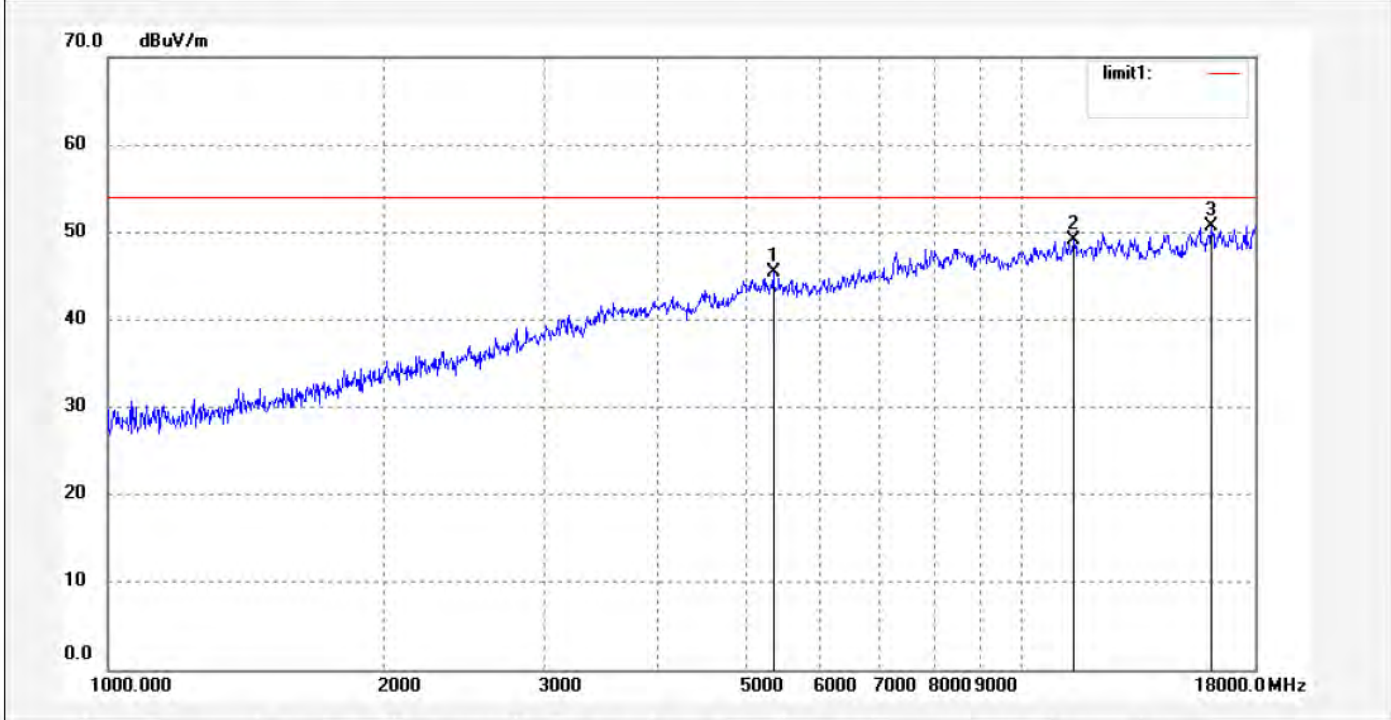
ACCURATE TECHNOLOGY CO., LTD.

F1,Bldg,A,Changyuan New Material Port Keyuan Rd,
Science & Industry Park,Nanshan Shenzhen,P.R.China

Site: 1# Chamber
Tel:+86-0755-26503290
Fax:+86-0755-26503396

Job No.: ricky #1566	Polarization: Horizontal
Standard: FCC Class B 3M Radiated	Power Source: AC 120V/60Hz
Test item: Radiation Test	Date: 14/06/13/
Temp.(C)/Hum.(%) 25 C / 55 %	Time: 9/35/46
EUT: MID	Engineer Signature: Ricky
Mode: TX 2437MHz(802.11n40)	Distance: 3m
Model: PC7810BXC	
Manufacturer: Natural	

Note: Report No.:ATE20140922



No.	Freq. (MHz)	Reading (dBuV/m)	Factor (dB)	Result (dBuV/m)	Limit (dBuV/m)	Margin (dB)	Detector	Height (cm)	Degree (deg.)	Remark
1	5346.358	43.72	1.74	45.46	54.00	-8.54	peak			
2	11400.908	37.25	11.76	49.01	54.00	-4.99	peak			
3	16127.689	1.95	48.76	50.71	54.00	-3.29	peak			



ACCURATE TECHNOLOGY CO., LTD.

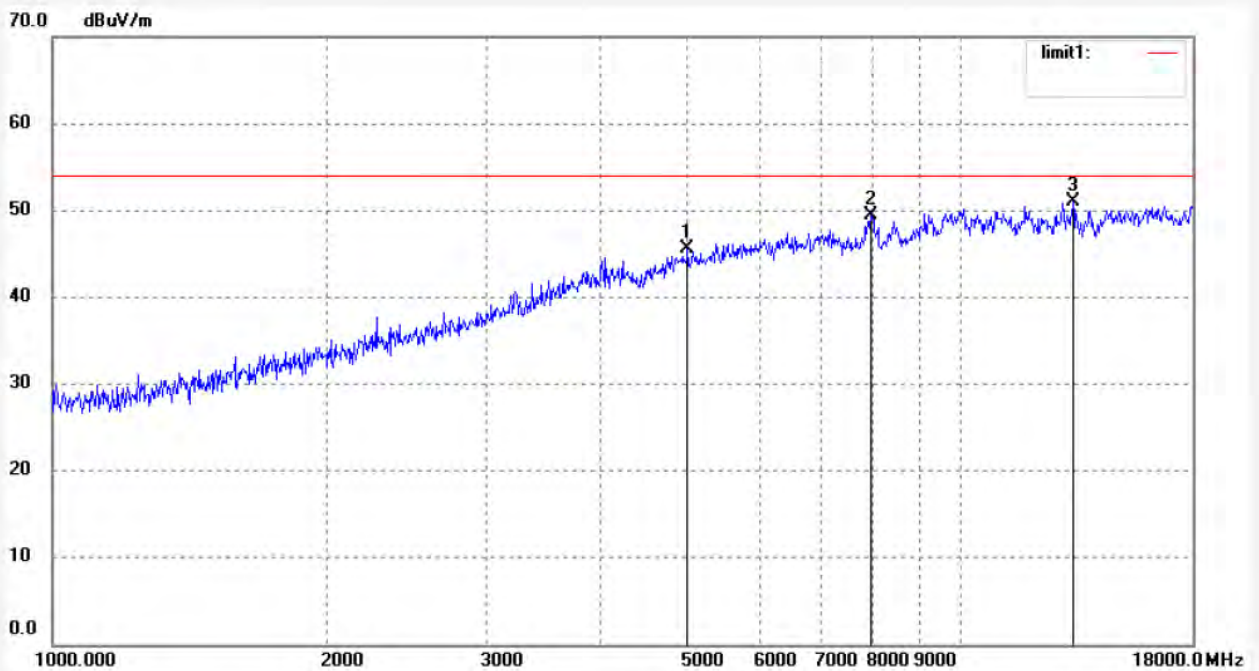
F1,Bldg,A,Changyuan New Material Port Keyuan Rd,
Science & Industry Park,Nanshan Shenzhen,P.R.China

Site: 1# Chamber
Tel:+86-0755-26503290
Fax:+86-0755-26503396

Job No.: ricky #1565
Standard: FCC Class B 3M Radiated
Test item: Radiation Test
Temp.(C)/Hum.(%) 25 C / 55 %
EUT: MID
Mode: TX 2452MHz(802.11n40)
Model: PC7810BXC
Manufacturer: Natural

Polarization: Horizontal
Power Source: AC 120V/60Hz
Date: 14/06/13/
Time: 9/34/06
Engineer Signature: Ricky
Distance: 3m

Note: Report No.:ATE20140922



No.	Freq. (MHz)	Reading (dBuV/m)	Factor (dB)	Result (dBuV/m)	Limit (dBuV/m)	Margin (dB)	Detector	Height (cm)	Degree (deg.)	Remark
1	5002.496	44.03	1.49	45.52	54.00	-8.48	peak			
2	7966.832	41.47	8.03	49.50	54.00	-4.50	peak			
3	13288.284	4.34	46.64	50.98	54.00	-3.02	peak			



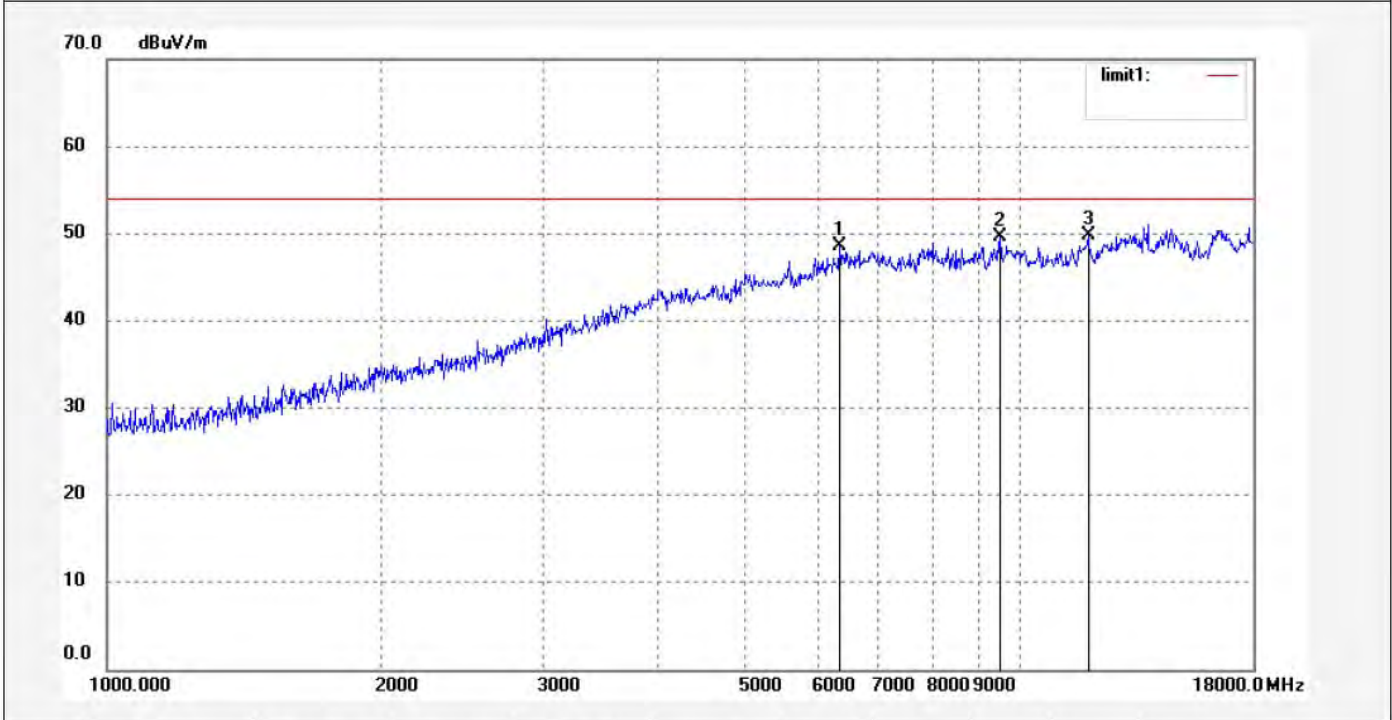
ACCURATE TECHNOLOGY CO., LTD.

F1,Bldg.A,Changyuan New Material Port Keyuan Rd,
Science & Industry Park,Nanshan Shenzhen,P.R.China

Site: 1# Chamber
Tel:+86-0755-26503290
Fax:+86-0755-26503396

Job No.: ricky #1564	Polarization: Vertical
Standard: FCC Class B 3M Radiated	Power Source: AC 120V/60Hz
Test item: Radiation Test	Date: 14/06/13/
Temp.(C)/Hum.(%) 25 C / 55 %	Time: 9/32/56
EUT: MID	Engineer Signature: Ricky
Mode: TX 2452MHz(802.11n40)	Distance: 3m
Model: PC7810BXC	
Manufacturer: Natural	

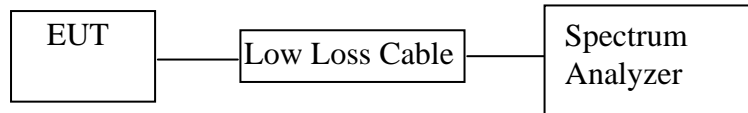
Note: Report No.:ATE20140922



No.	Freq. (MHz)	Reading (dBuV/m)	Factor (dB)	Result (dBuV/m)	Limit (dBuV/m)	Margin (dB)	Detector	Height (cm)	Degree (deg.)	Remark
1	6340.436	44.36	4.20	48.56	54.00	-5.44	peak			
2	9502.925	38.94	10.60	49.54	54.00	-4.46	peak			
3	11871.710	36.97	12.84	49.81	54.00	-4.19	peak			

10. CONDUCTED SPURIOUS EMISSION COMPLIANCE TEST

10.1. Block Diagram of Test Setup



10.2. The Requirement For Section 15.247(d)

Section 15.247(d): In any 100 kHz bandwidth outside the frequency band in which the spread spectrum or digitally modulated intentional radiator is operating, the radio frequency power that is produced by the intentional radiator shall be at least 20 dB below that in the 100 kHz bandwidth within the band that contains the highest level of the desired power, based on either an RF conducted or a radiated measurement, provided the transmitter demonstrates compliance with the peak conducted power limits. If the transmitter complies with the conducted power limits based on the use of RMS averaging over a time interval, as permitted under paragraph (b)(3) of this section, the attenuation required under this paragraph shall be 30 dB instead of 20 dB. Attenuation below the general limits specified in Section 15.209(a) is not required. In addition, radiated emissions which fall in the restricted bands, as defined in Section 15.205(a), must also comply with the radiated emission limits specified in Section 15.209(a).

10.3. EUT Configuration on Measurement

The equipment is installed on the emission measurement to meet the commission requirements and operating regulations in a manner which tends to maximize its emission characteristics in normal application.

10.4. Operating Condition of EUT

10.4.1. Setup the EUT and simulator as shown as Section 10.1.

10.4.2. Turn on the power of all equipment.

10.4.3. Let the EUT work in TX modes measure it. The transmit frequency are 2412-2462 and 2422-2452MHz. We select 2412MHz, 2437MHz, 2462MHz and 2422MHz, 2437MHz, 2452MHz TX frequency to transmit.

10.5. Test Procedure

10.5.1. The transmitter output was connected to the spectrum analyzer via a low loss cable.

10.5.2. Set RBW of spectrum analyzer to 100kHz and VBW to 300kHz (below 1GHz).

10.5.3. Set RBW of spectrum analyzer to 1MHz and VBW to 3MHz (above 1GHz).

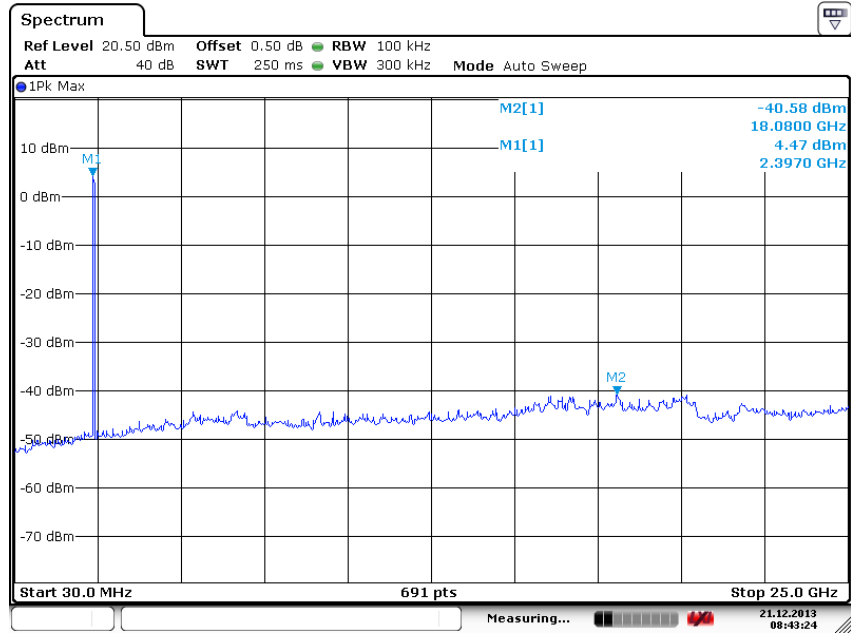
10.5.4. The Conducted Spurious Emission was measured and recorded.

10.6. Test Result

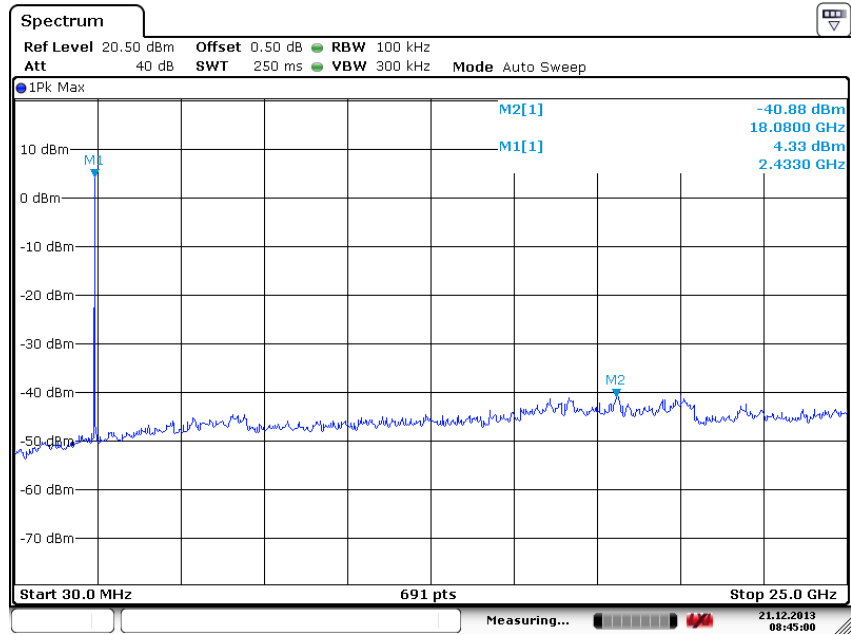
Pass.

The spectrum analyzer plots are attached as below.

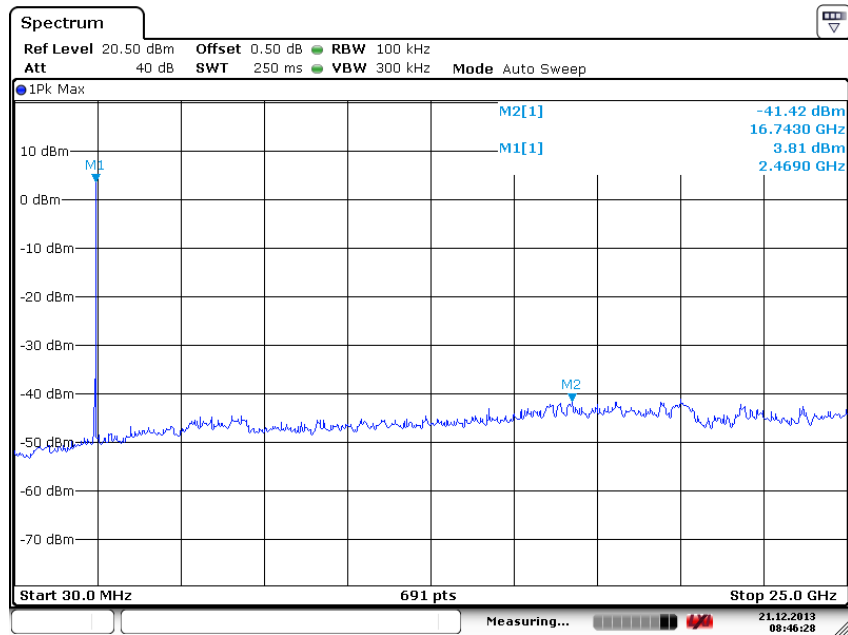
TX 802.11b Channel Low 2412MHz



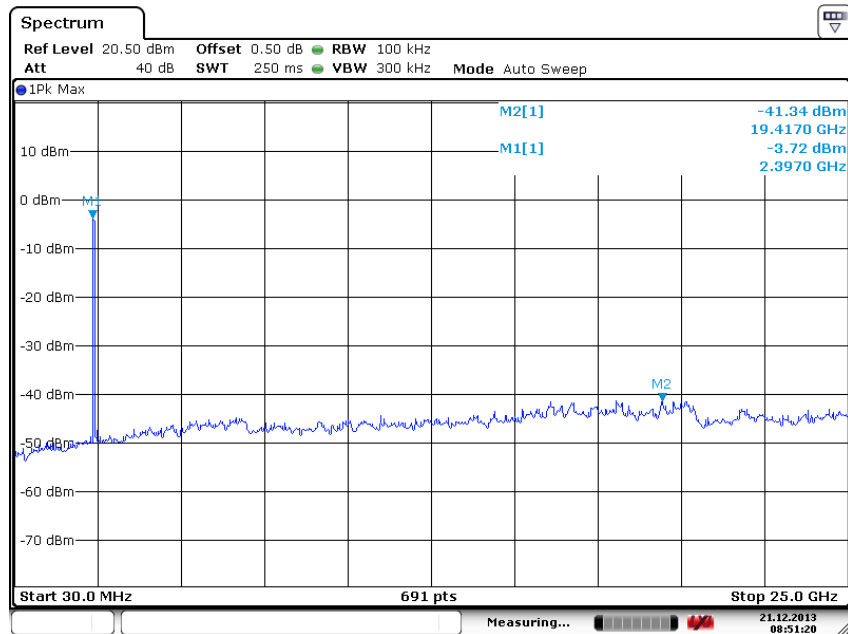
TX 802.11b Channel Middle 2437MHz



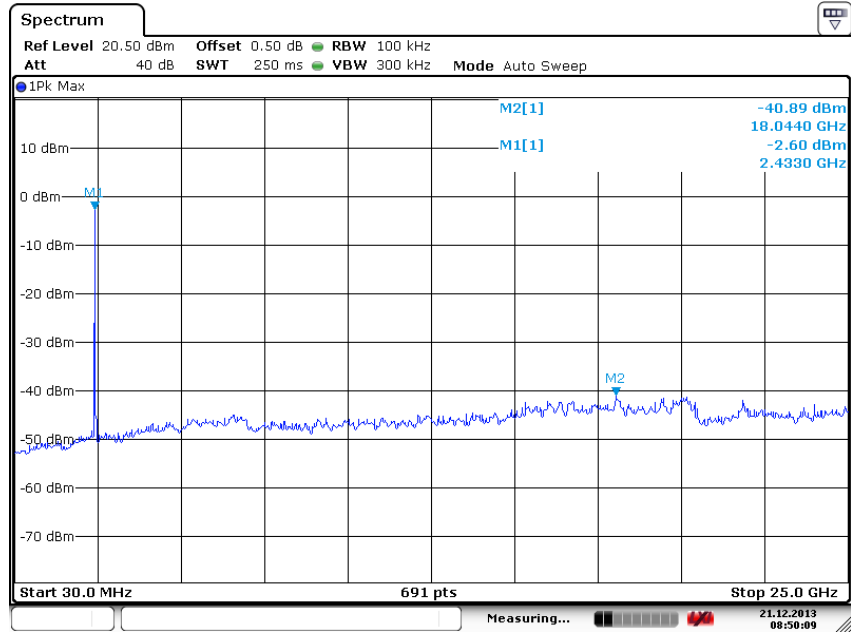
TX 802.11b Channel High 2462MHz



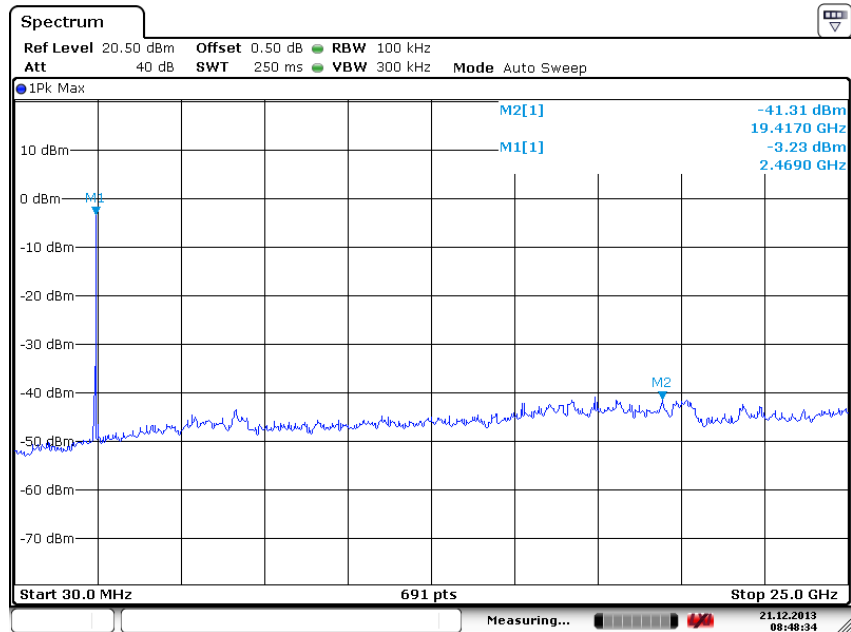
TX 802.11g Channel Low 2412MHz



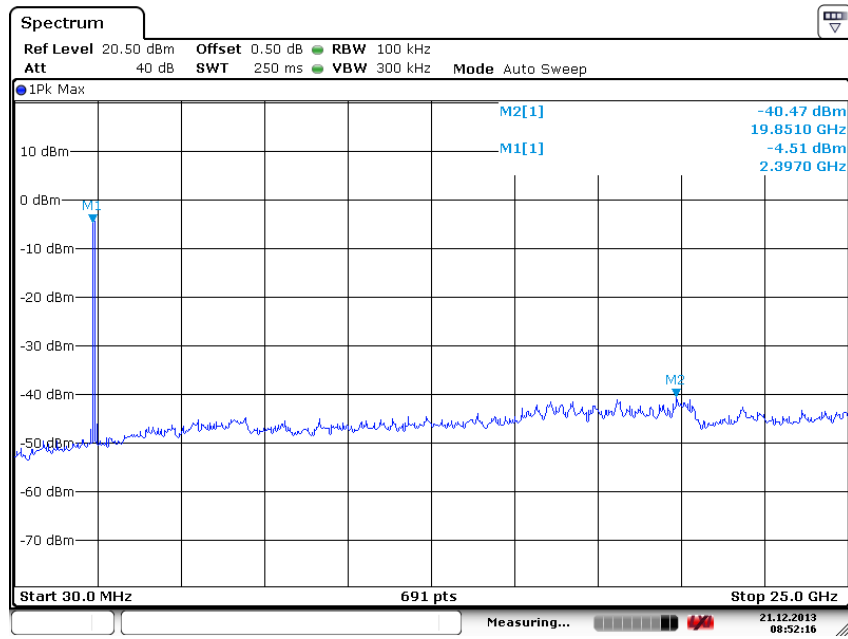
TX 802.11g Channel Middle 2437MHz



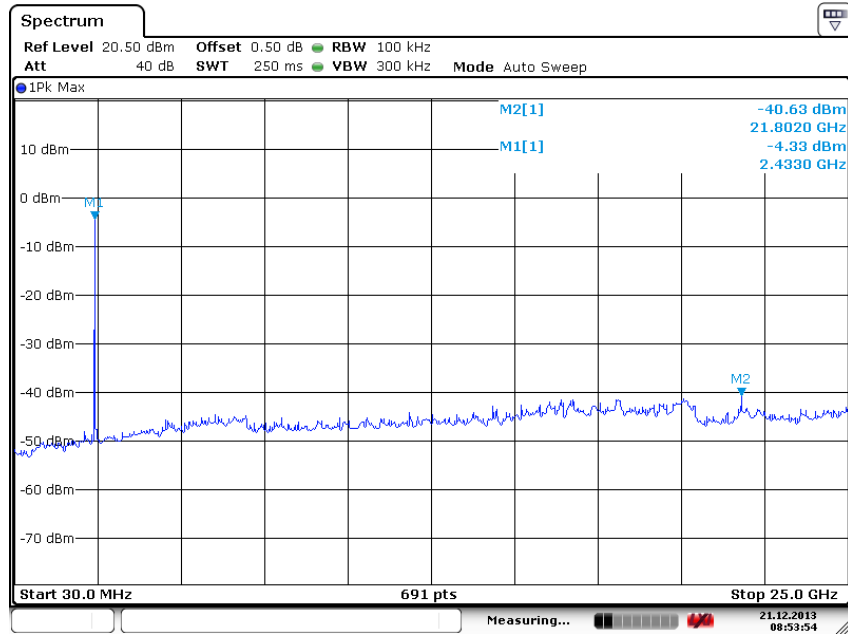
TX 802.11g Channel High 2462MHz



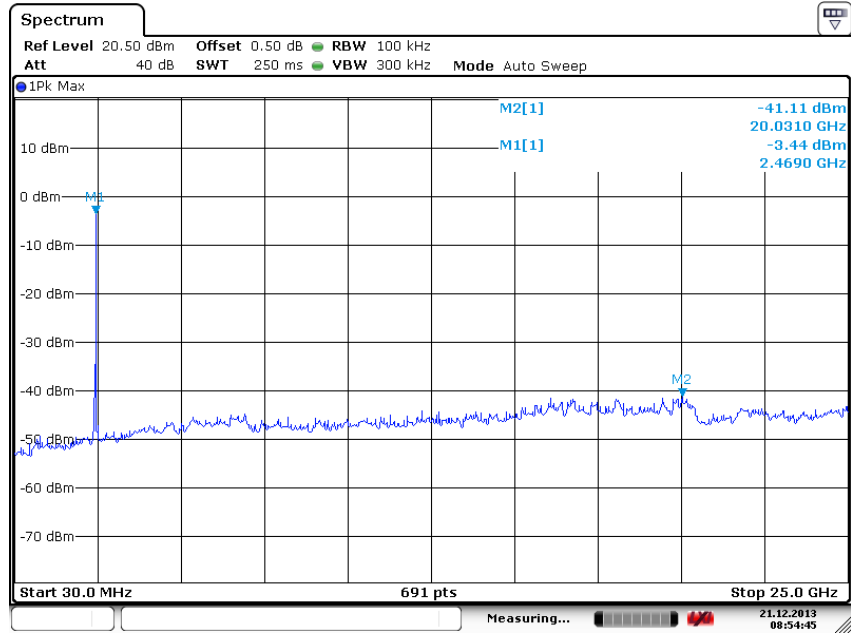
TX 802.11n Channel Low 2412MHz (20MHz)



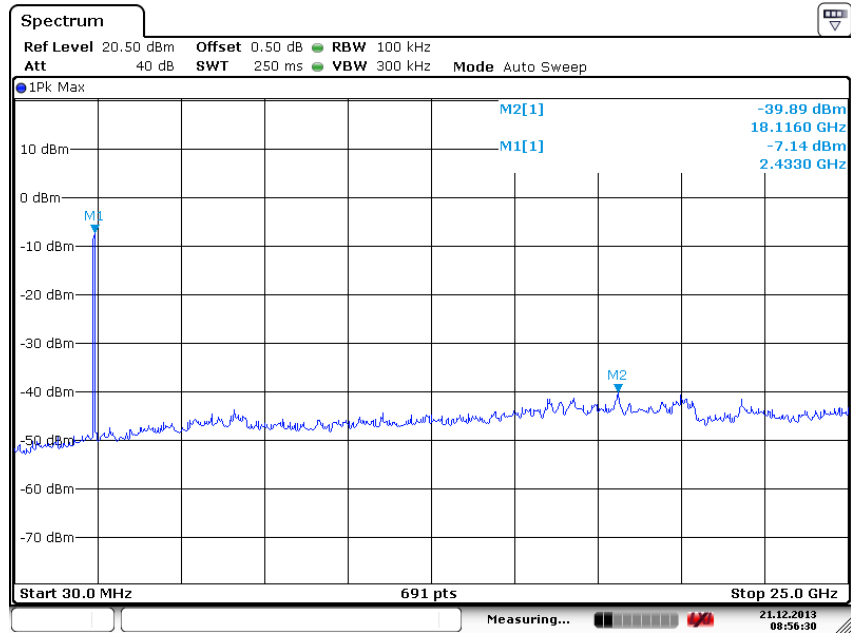
TX 802.11n Channel Middle 2437MHz (20MHz)



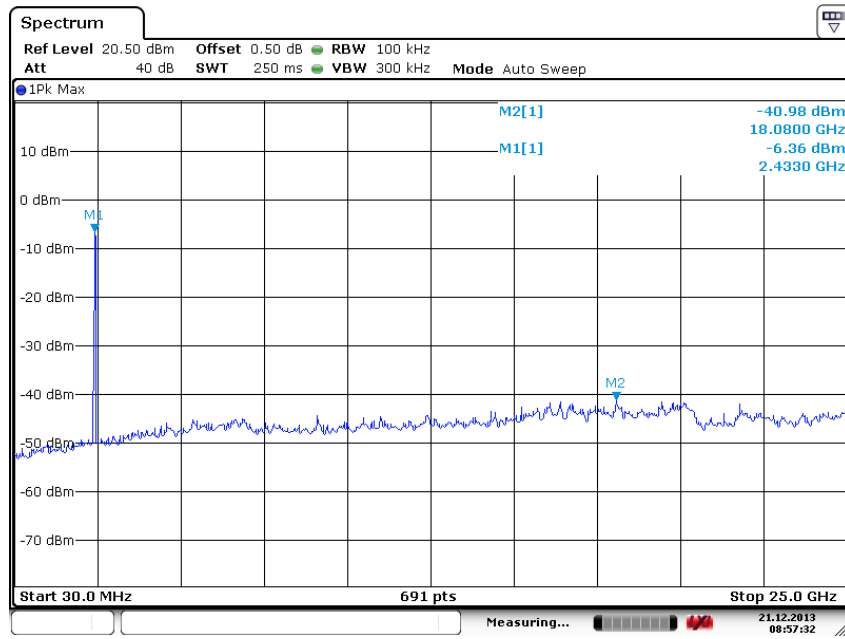
TX 802.11n Channel High 2462MHz (20MHz)



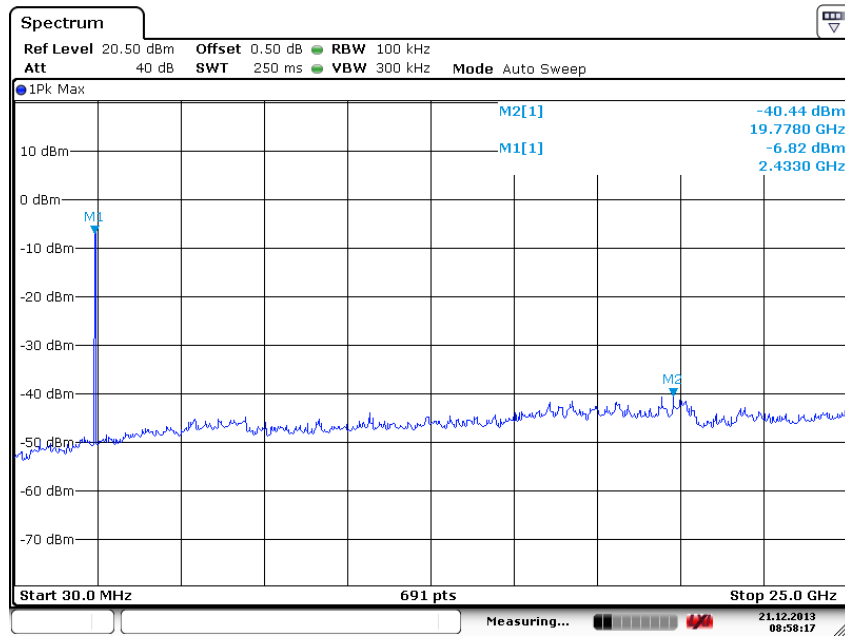
TX 802.11n Channel Low 2422MHz (40MHz)



TX 802.11n Channel Middle 2437MHz (40MHz)



TX 802.11n Channel High 2452MHz (40MHz)

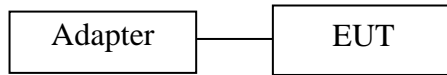


11.AC POWER LINE CONDUCTED EMISSION FOR FCC PART

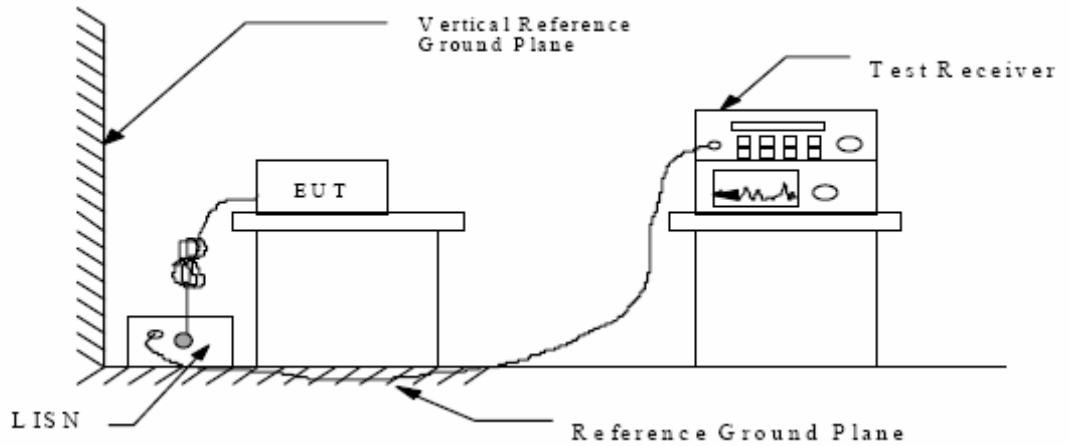
15 SECTION 15.207(A)

11.1.Block Diagram of Test Setup

11.1.1.Block diagram of connection between the EUT and simulators



11.1.2.Shielding Room Test Setup Diagram



11.2.The Emission Limit

11.2.1.Conducted Emission Measurement Limits According to Section 15.207(a)

Frequency (MHz)	Limit dB(μV)	
	Quasi-peak Level	Average Level
0.15 - 0.50	66.0 – 56.0 *	56.0 – 46.0 *
0.50 - 5.00	56.0	46.0
5.00 - 30.00	60.0	50.0

* Decreases with the logarithm of the frequency.

11.3.Configuration of EUT on Measurement

The equipment are installed on the Conducted Emission Measurement to meet the commission requirements and operating regulations in a manner which tends to maximize its emission characteristics in normal application.

11.4.Operating Condition of EUT

11.4.1.Setup the EUT and simulator as shown as Section 11.1.

11.4.2.Turn on the power of all equipment.

11.4.3.Let the EUT work in (Charging) mode measure it.

11.5.Test Procedure

The EUT is put on the plane 0.8m high above the ground by insulating support and is connected to the power mains through a line impedance stabilization network (L.I.S.N.). This provides a 50ohm coupling impedance for the EUT system. Please refer the block diagram of the test setup and photographs. Both sides of AC lines are checked to find out the maximum conducted emission. In order to find the maximum emission levels, the relative positions of equipment and all of the interface cables shall be changed according to ANSI C63.4: 2009 on Conducted Emission Measurement.

The bandwidth of test receiver (R & S ESCS30) is set at 9kHz.

The frequency range from 150kHz to 30MHz is checked.

11.6.Power Line Conducted Emission Measurement Results

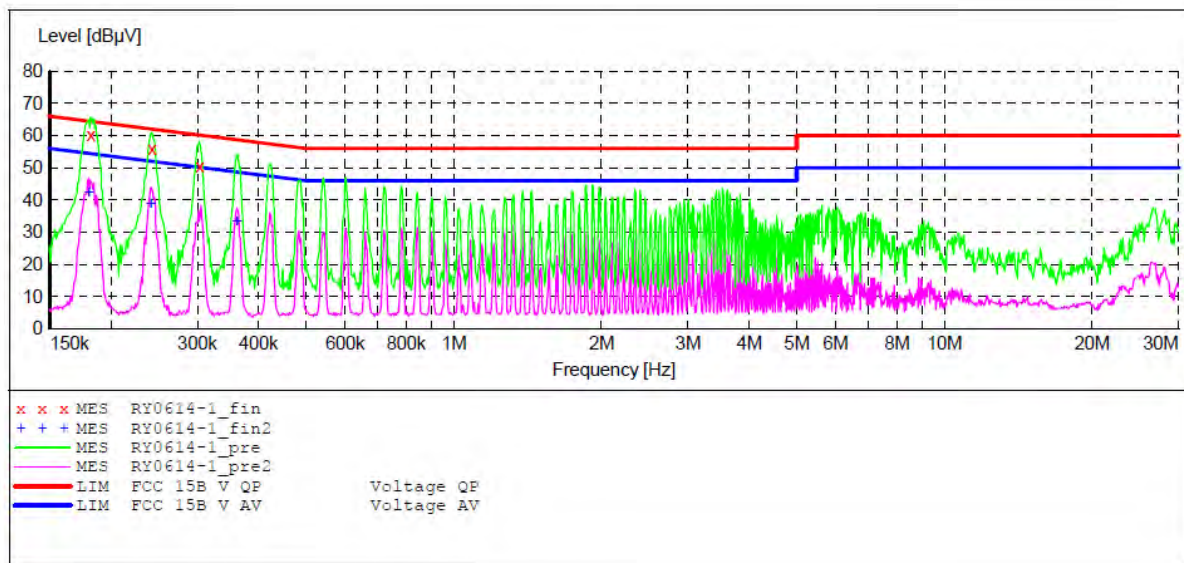
ACCURATE TECHNOLOGY CO., LTD

CONDUCTED EMISSION STANDARD FCC PART 15 B

EUT: MID M/N:PC7810BXC
 Manufacturer: Natural
 Operating Condition: Operation
 Test Site: 1#Shielding Room
 Operator: Ricky
 Test Specification: L 120V/60Hz
 Comment:
 Report No.:ATE20140922

SCAN TABLE: "V 150K-30MHz fin"

Short Description: SUB_STD_VTERM2 1.70
 Start Stop Step Detector Meas. IF Transducer
 Frequency Frequency Width Time Bandw.
 150.0 kHz 30.0 MHz 4.5 kHz QuasiPeak 1.0 s 9 kHz NSLK8126 2008
 Average



MEASUREMENT RESULT: "RY0614-1_fin"

6/14/2014 10:24AM

Frequency MHz	Level dBµV	Transd dB	Limit dBµV	Margin dB	Detector	Line	PE
0.181681	60.10	10.5	64	4.3	QP	L1	GND
0.242179	56.00	10.6	62	6.0	QP	L1	GND
0.302848	50.40	10.6	60	9.8	QP	L1	GND

MEASUREMENT RESULT: "RY0614-1_fin2"

6/14/2014 10:24AM

Frequency MHz	Level dBµV	Transd dB	Limit dBµV	Margin dB	Detector	Line	PE
0.180236	42.20	10.5	55	12.3	AV	L1	GND
0.241214	38.90	10.6	52	13.2	AV	L1	GND
0.361001	33.20	10.6	49	15.5	AV	L1	GND

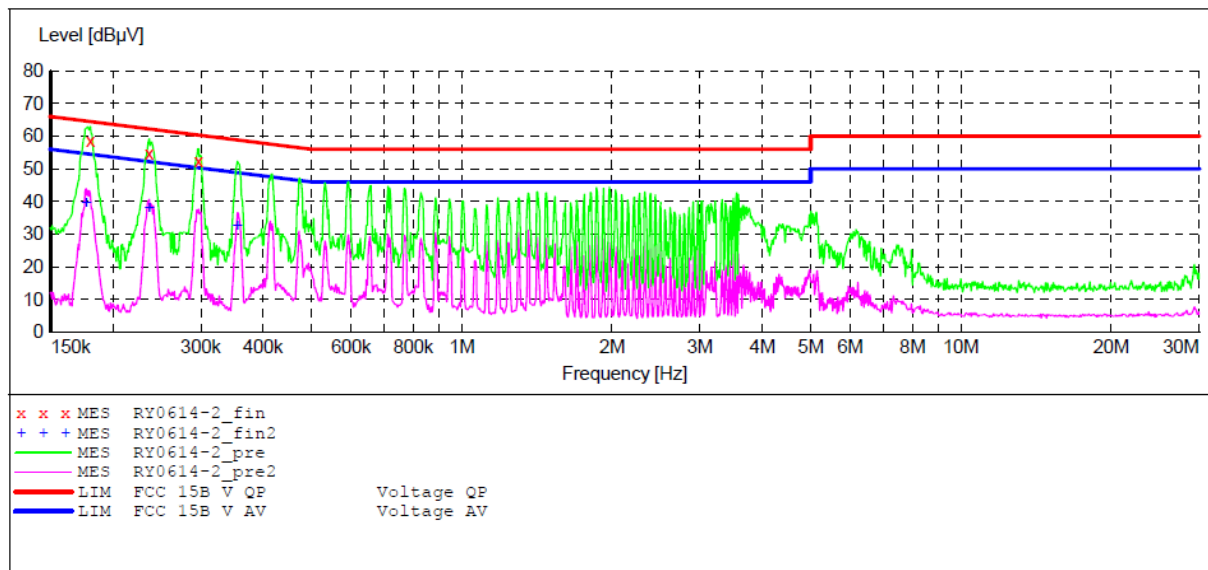
ACCURATE TECHNOLOGY CO., LTD

CONDUCTED EMISSION STANDARD FCC PART 15 B

EUT: MID M/N:PC7810BXC
 Manufacturer: Natural
 Operating Condition: Operation
 Test Site: 1#Shielding Room
 Operator: Ricky
 Test Specification: N 120V/60Hz
 Comment: Report No.:ATE20140922

SCAN TABLE: "V 150K-30MHz fin"

Short Description: _SUB_STD_VTERM2 1.70
 Start Stop Step Detector Meas. IF Transducer
 Frequency Frequency Width Time Bandw.
 150.0 kHz 30.0 MHz 4.5 kHz QuasiPeak 1.0 s 9 kHz NSLK8126 2008
 Average



MEASUREMENT RESULT: "RY0614-2_fin"

6/14/2014 10:29AM

Frequency MHz	Level dBµV	Transd dB	Limit dBµV	Margin dB	Detector	Line	PE
0.180236	58.80	10.5	65	5.7	QP	N	GND
0.236447	54.70	10.6	62	7.5	QP	N	GND
0.296863	52.30	10.6	60	8.0	QP	N	GND

MEASUREMENT RESULT: "RY0614-2_fin2"

6/14/2014 10:29AM

Frequency MHz	Level dBµV	Transd dB	Limit dBµV	Margin dB	Detector	Line	PE
0.176674	39.60	10.5	55	15.0	AV	N	GND
0.236447	38.10	10.6	52	14.1	AV	N	GND
0.355282	32.40	10.6	49	16.4	AV	N	GND

12.ANTENNA REQUIREMENT

12.1.The Requirement

According to Section 15.203, an intentional radiator shall be designed to ensure that no antenna other than that furnished by the responsible party shall be used with the device.

12.2.Antenna Construction

Device is equipped with unique antenna, which isn't displaced by other antenna. Therefore, the equipment complies with the antenna requirement of Section 15.203.

