



ANNEX B: INTERNAL PHOTOS OF THE EUT




120262_a.JPG: cB-0950 mounted on the cB-0903-03 (carrier board)

ANNEX B: INTERNAL PHOTOS OF THE EUT




120262_f.JPG: cB-0950 with internal antenna and additional voltage regulator, PCB, top view

ANNEX B: INTERNAL PHOTOS OF THE EUT




120262_j.JPG: cB-0950 with antenna connector and without additional voltage regulator, PCB, top view

ANNEX B: INTERNAL PHOTOS OF THE EUT




120262_g.JPG: cB-0950 with antenna port and additional voltage regulator, PCB, top view, shielding removed

ANNEX B: INTERNAL PHOTOS OF THE EUT




120262_h.JPG: cB-0950 with antenna port and without additional voltage regulator, PCB, top view, shielding removed

ANNEX B: INTERNAL PHOTOS OF THE EUT




120262_e.JPG: cB-0950, PCB, bottom view

ANNEX B: INTERNAL PHOTOS OF THE EUT



120262_b.JPG: cB-0903, PCB, top view

ANNEX B: INTERNAL PHOTOS OF THE EUT



120262_c.JPG: cB-0903, PCB, bottom view