



ANNEX C: INTERNAL PHOTOGRAPHS




120198_09.JPG: EUT - internal, top view

ANNEX C: INTERNAL PHOTOGRAPHS




120198_10.JPG: EUT - internal, bottom view

ANNEX C: INTERNAL PHOTOGRAPHS




122165_11.JPG: EUT, main PCB, top view

ANNEX C: INTERNAL PHOTOGRAPHS




122165_12.JPG: EUT, main PCB, bottom view

ANNEX C: INTERNAL PHOTOGRAPHS




122165_13.JPG: EUT, RF PCB, top view – with shielding

ANNEX C: INTERNAL PHOTOGRAPHS




122165_15.JPG: EUT, RF PCB, top view – without shielding

ANNEX C: INTERNAL PHOTOGRAPHS



120195_14.JPG: EUT, RF PCB, bottom view

ANNEX C: INTERNAL PHOTOGRAPHS



120195_16.JPG: EUT, FCC label