


Setup Photos


**ReferenceTest Report No: ULR-
TC568820300000023F/24F/25F/26F**

Seite 1 von 7
Page 1 of 7



Frequency range :9KHz–30MHz

Polarization : Parallel




Frequency range :9KHz–30MHz

Polarization : Perpendicular

Setup Photos


**ReferenceTest Report No: ULR-
TC568820300000023F/24F/25F/26F**

Seite 2 von 7
Page 2 of 7



Frequency range :30MHz~200MHz

Polarization : Vertical




Frequency range : 30MHz~200MHz

Polarization : Horizontal

Setup Photos


**ReferenceTest Report No: ULR-
TC568820300000023F/24F/25F/26F**

Seite 3 von 7
Page 3 of 7



Frequency range :200MHz–1GHz

Polarization : Vertical




Frequency range :200MHz–1GHz

Polarization : Horizontal

Setup Photos


**ReferenceTest Report No: ULR-
TC568820300000023F/24F/25F/26F**

Seite 4 von 7
Page 4 of 7




Frequency range :1GHz-18GHz

Polarization : Vertical




Frequency range :1GHz-18GHz

Polarization : Horizontal




Frequency range :18GHz-40GHz

Polarization : Vertical



Frequency range :18GHz-40GHz

Polarization : Horizontal




EUT Close-up

Setup Photos

**ReferenceTest Report No: ULR-
TC568820300000023F/24F/25F/26F**

Seite 7 von 7
Page 7 of 7



Conducted Test Setup Photo



Conducted Emission Setup Photo