

**CLSS GATEWAY**  
HON-CGW-MBB

Honeywell CLSS Gateway  
Quick Start Guide  
Document number: 50151848-001, Rev. D.

Honeywell CLSS Gateway  
Installation and User's Manual  
Document number: LS10248-000HW-E, Rev. A.

Power Input: 24VDC, 0.5A




Gateway Certifications: *Contains Cellular Modules:*

FCC ID: PV3CGWMB Model: CCM-ATT-HON Model: CCM-VZ-HON Model: CCM-EU  
 IC: 1609A-CGWMB FCC ID: R17LE910NAV2 FCC ID: R17LE910SVV2  
 IC: 5131A-LE910NAV2 IC: 5131A-LE910SVV2


**FCC STATEMENT**  
 This device complies with Part 15 of the FCC Rules. Operation is subject to the following two conditions:  
 (1) This device may not cause harmful interference. (2) This device must accept any interference received, including, an interference that may cause undesired operation.


**! WARNING!** RADIO FREQUENCY FROM TRANSMITTING DEVICES MAY IMPAIR INTENDED OPERATION OF THE CONTROL UNIT. MAINTAIN A MINIMUM OF 30 CM BETWEEN TRANSMITTING DEVICES AND CONTROL UNIT.

**AVERTISSEMENT!:** LES RADIO FRÉQUENCES ÉMISES PAR LES DISPOSITIFS DE TRANSMISSION PEUVENT NUIRE AU FONCTIONNEMENT PRÉVU DU POSTE DE CONTRÔLE. MAINTENIR UNE DISTANCE D'AU MOINS 30 CM ENTRE LES DISPOSITIFS DE TRANSMISSION ET LE POSTE DE CONTRÔLE.

Support documentation can be found at:  
<http://fire.honeywell.com>





12 Clintonville Rd  
Northford, CT 06472-1610  
(203) 484-7161

140 Waterside Rd  
Leicester LE5 1TN, UK  
+44 (0) 203 4091779

50151847-001:C 6/26/2020 150987

