


**Setup Photos**


**ReferenceTest Report No: ULR-  
TC568820300000023F/24F/25F/26F**

Seite 1 von 7  
Page 1 of 7




Frequency range :9KHz–30MHz

Polarization : Parallel




Frequency range :9KHz–30MHz

Polarization : Perpendicular



Frequency range :30MHz~200MHz

Polarization : Vertical




Frequency range : 30MHz~200MHz

Polarization : Horizontal

**Setup Photos**


**ReferenceTest Report No: ULR-  
TC568820300000023F/24F/25F/26F**

Seite 3 von 7  
Page 3 of 7



**Frequency range :200MHz–1GHz**

**Polarization : Vertical**



**Frequency range :200MHz–1GHz**

**Polarization : Horizontal**

**Setup Photos**

**ReferenceTest Report No: ULR-  
TC568820300000023F/24F/25F/26F**

Seite 4 von 7  
Page 4 of 7




**Frequency range :1GHz-18GHz**

**Polarization : Vertical**




**Frequency range :1GHz-18GHz**

**Polarization : Horizontal**




Frequency range :18GHz-40GHz

Polarization : Vertical




Frequency range :18GHz-40GHz

Polarization : Horizontal



**EUT Close-up**



Conducted Test Setup Photo



Conducted Emission Setup Photo