



16 操作说明(RC Operation)

15.1 Demo mode and User mode

15.1.1 The remote should by default work as the Demo mode. IR is working but the user cannot use the voice button.

遥控器默认是在 Demo 模式的，红外可以工作，但是用户不能用语音功能。

15.1.2 If the user selects the “Demo Mode” from the first page of TV host, the remote will stay with IR mode.

如果用户在电视开启界面选择在 Demo 模式，遥控器会一直在红外模式

15.1.3 If the user selects the “Home Mode”, if the remote is paired already, it will gets into the WIFI configuration directly. Otherwise, the user needs press “Home” key once or “Home” key for 9 seconds depends on the state to pair.

The Power key will stay the IR protocol when the TV is in the home mode,it will always send the IR code.

如果用户在电视开启界面选择 Home 模式，而且如果遥控器已经配对完成，（配对参考下面说明），将会进入下面 WiFi 设置的相关界面，或者也可以按照 Home 键 9 秒启动配对。遥控器的 Power 键在 Home Mode 时也处于红外状态，发红外码。


15.1.4 Once it is paired, the host will get into the WIFI setting page.

一旦完成配对，主机端会进入 WiFi 设置页面，遥控器在蓝牙模式下工作。

15.2 Pair 配对

Press the Home button for 9 seconds, release the button, and the remote control begins to send broadcasting. After pairing with the host the remote control should be able to control the host

同时按住 Home 按键 9 秒，松开按键，遥控器开始发送配对广播。与主机配对成功后的遥控器，应能控制主机



BTW:注:

A: When you do the pairing, make sure that the host is turned on, and it is in pairing mode, and make the remote control to close the host as close as possible.

进行配对操作的时候，请确认主机端蓝牙开启，并处于配对模式，并尽可能的使遥控器和主机靠近

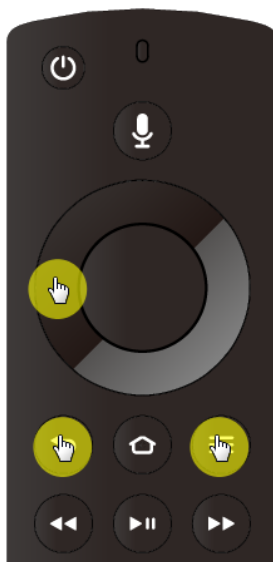
B: If the host is not paired with the host within 1 minutes, please check and confirm that the host side is in the pairing mode. After confirmation, repeat the A pairing operation.

如在 1 分钟之内未与主机配对成功，请检查确认主机端处于配对模式，确认后，重复 1 配对操作



15.3 Unpair 解配对

Press the Left+Back+Option button at the same time for 12 seconds, release the button, the remote cleared the existing pairing information and begins to send a pair broadcast and enter into demo mode
同时按住 Left+Back+Option 按键 12 秒，松开按键，遥控器清除已有配对信息并开始发送配对广播和进入 Demo 模式。




15.4 Voice 语音

After pressing the voice button, the remote controller begins to transmit the voice.

按下语音按钮松开后，遥控器开始采集声音，进行语音传输

(When using the voice function, you should try to keep the remote control MIC close to the sound source.)

(使用语音功能时，您应尽量保持遥控器麦克风口和发声声源靠近)





FCC Statement

15.19

1. This device complies with Part 15 of the FCC Rules. Operation is subject to the following two conditions:

- (1) This device may not cause harmful interference.
- (2) This device must accept any interference received, including interference that may cause undesired operation.

15.21

Note: The grantee is not responsible for any changes or modifications not expressly approved by the party responsible for compliance. Such modifications could void the user's authority to operate the equipment.

15.105(b)

NOTE: This equipment has been tested and found to comply with the limits for a Class B digital device, pursuant to part 15 of the FCC Rules. These limits are designed to provide reasonable protection against harmful interference in a residential installation.

This equipment generates uses and can radiate radio frequency energy and, if not installed and used in accordance with the instructions, may cause harmful interference to radio communications. However, there is no guarantee that interference will not occur in a particular installation. If this equipment does cause harmful interference to radio or television reception, which can be determined by turning the equipment off and on, the user is encouraged to try to correct the interference by one or more of the following measures:

- Reorient or relocate the receiving antenna.
- Increase the separation between the equipment and receiver.
- Connect the equipment into an outlet on a circuit different from that to which the receiver is connected.
- Consult the dealer or an experienced radio/TV technician for help

IC Statement

This device complies with Industry Canada licence-exempt RSS standard(s). Operation is subject to the following two conditions: (1) this device may not cause harmful interference, and (2) this device must accept any interference received, including interference that may cause undesired operation.

Le présent appareil est conforme aux CNR d'Industrie Canada applicables aux appareils radio exempts de licence. L'exploitation est autorisée aux deux conditions suivantes :

- (1) l'appareil ne doit pas produire de brouillage, et
- (2) l'utilisateur de l'appareil doit accepter tout brouillage radioélectrique subi, même si le brouillage est susceptible d'en compromettre le fonctionnement.