



表格编号: TCLAV-C4-4075001

版本: V 6.9

表格修订日期: 2019-09-06

物料编号: 72-TOGGLE-RG0B2

内容: 操作指南

型号: GE 单火线

图纸版本号: V1.0

是否含美国走向: 含

日期: 2019-12-5

美工制作者: 蒋文玲

此文件及附属公司机密文件, 版权属通力电子控股有限公司所有, 任何人未经许可不得复制、抄袭。任何部门如有需求, 须向通力电子研发申请。
These files are confidential documents in company. The copyright totally belongs to Tonly electronic holdings Limited. Anybody who are unauthorized is forbidden to copy and plagiarize the files. Any Department must get permission from the Tonly R&D if they need to use them.

ART WORK FORM

(密级: C级)

品牌名称 (BRAND NAME): GE

文档提供 (FROM): GE

工艺说明 (尺寸单位: 毫米 (mm)):

02/49/54/55/56/57/59/67/79 类:

| | |
|-------------------|------|
| 部品 | XXXX |
| 工艺、颜色 | |
| 成型及颜色 (直接注塑颜色) | N/A |
| 喷油及颜色 | N/A |
| 丝印颜色 /移印颜色 | N/A |
| 电镀/真空镀 及颜色 | N/A |
| 烫金及颜色 | N/A |
| 镭 雕 | N/A |
| 其他工艺 | N/A |
| 备 注 | N/A |

74/89 类:

| | |
|------|------|
| 印刷方式 | XXXX |
| 备 注 | N/A |

76 类:

| | |
|------|--|
| 印刷方式 | XXXX |
| 表面工艺 | XXXX |
| 样板需求 | <input type="checkbox"/> 签正式样板 <input type="checkbox"/> 签彩稿样板 <input type="checkbox"/> 基础机型彩盒样板参考料号: 76-XXXXXX-XXXXX |
| 备 注 | N/A |

70/72/99 (说明书光盘) 类:

| | |
|------|--------------------------|
| 语言种类 | N/A |
| 材 质 | 封面: 157g双铜 内页: 100g双铜 |
| 尺 寸 | 长: 108mm 宽: 83mm |
| 印刷方式 | 1专色 (cool gray 11C) + 4色 |
| 表面工艺 | 封面封底过哑胶, 内页过哑油 |
| 装订方式 | N/A |
| 页 数 | 30P |
| 备 注 | N/A |

71 类:

| | |
|--|--|
| 表纸材质 | 型号: XXXX 厚度: XXXX |
| 胶水材质 | 型号: XXXX 是否可移: XXXX |
| 尺 寸 | 长: XXXX 宽: XXXX |
| 印刷方式 | XXXX |
| 表面工艺 | XXXX |
| 打印方式 | XXXX |
| 粘贴位置 | XXXX |
| 材质库编码 | N/A |
| 样板需求 | <input type="checkbox"/> 需要签样 <input type="checkbox"/> 不需要签样 <input type="checkbox"/> 参考料号: 71-XXXXXX-XXXXX |
| <input type="checkbox"/> UPC / <input type="checkbox"/> EAN / <input type="checkbox"/> JAN | N/A |
| 备 注 | N/A |

制作要求 (* FOR ALL):

- 条码扫描等级达到C级以上;
- 美国走向必须满足CP65要求;
- 必须满足RoHS2.0、REACH要求;
- 必须符合TCL通力《公司环境管理物质标准》要求;
- QR Code的制作或打印过程中需选择模型2 (M2);
- 所用油墨必须达到TCL质量部门检测标准;
- 胶袋材质、胶袋上透气孔的大小、位置以结构认可书为准;
- PE材质的胶袋其上面的丝印内容整体长度可允许3mm误差;
- 珍珠棉等材质的胶袋其上面的丝印内容整体长度可允许5mm误差;

* FOR HUAWEI:






- 满足无卤要求;
- 满足不含有邻苯二甲酸盐要求。

* FOR SAMSUNG:

- VD类产品需满足三星的SS要求, AI类产品需满足三星SA要求。

* FOR SONY:

- 禁止使用SS-00259中规定的1级环境管理物质。
- 再生树脂、被覆线材必须从索尼的绿色伙伴认定供应商处采购。

| | | | |
|---|---|--------------------|---|
|  |  | Job#/Project Name: | 93120082 NPI C by GE 5857626 Q3 |
|  |  | Version# (date) | 7 (10-31-19) CN |
|  | | Bar Code: | N/A |
| | | Insert: | NONE |
| | | Supplier Project#: | N/A |
| | | Print Method: | <input type="checkbox"/> Offset/Litho <input type="checkbox"/> Flexo (direct) |
| | | GE DIE#: | NOT CONTROLLED |
| | | PK#: | PK-00102798-1 |

| | | |
|---|-----------|--------------------|
|  <h3>Lighting Graphics App roval</h3> <p>Approvals designate all items on checklist have been reviewed & are correct in addition to other organizational responsibilities.</p> | | |
| REVIEWED DATE | SIGNATURE | PACKAGING GRAPHICS |
| <input type="checkbox"/> Proof Reading - Spelling <input type="checkbox"/> Website <input type="checkbox"/> Proof against TDS request <input type="checkbox"/> Graphics Printability | | |




Smart Wall Switch Installation Guide

On/Off Switch

Models
CSWONBLWF1N
CSWONBLWF1N
CSWONBLTW1N

4.25"

PC93120082 INS

This art is supplied at 100% size.
Do not resize, reshape or alter in any way.
3.25"

| | | | |
|----------------|------------------|--------------------|--|
| Process CMAN | Process MAGEENTA | Job#/Project Name: | 93120082 NPI C by GE 5857626 Q3 |
| Process YELLOW | Process BLACK | Version# /date# | 7 /10-31-19/ CN |
| Process GRAY | Process GRAY 11 | Bar Code: | N/A |
| | | Insert: | NONE |
| | | Supplier Project#: | N/A |
| | | Print Method: | <input type="checkbox"/> Offset/Litho <input type="checkbox"/> Flexo/Idirect |
| | | GE DIE#: | NOT CONTROLLED |
| | | PK#: | PK-00102798-1 |

 **Lighting Graphics App roval**

Approvals designate all items on checklist have been reviewed & are correct in addition to other organizational responsibilities.

REVIEWED DATE: _____ SIGNATURE: _____

PACKAGING GRAPHICS

Proof Reading - Spelling Website
 Proof against TDS request Graphics Printability

| | | | |
|----------------|------------------|--------------------|--|
| Process CMAN | Process MAGEENTA | Job#/Project Name: | 93120082 NPI C by GE 5857626 Q3 |
| Process YELLOW | Process BLACK | Version# /date# | 7 /10-31-19/ CN |
| Process GRAY | Process GRAY 11 | Bar Code: | N/A |
| | | Insert: | NONE |
| | | Supplier Project#: | N/A |
| | | Print Method: | <input type="checkbox"/> Offset/Litho <input type="checkbox"/> Flexo/Idirect |
| | | GE DIE#: | NOT CONTROLLED |
| | | PK#: | PK-00102798-1 |

 **Lighting Graphics App roval**

Approvals designate all items on checklist have been reviewed & are correct in addition to other organizational responsibilities.


REVIEWED DATE: _____ SIGNATURE: _____

PACKAGING GRAPHICS

Proof Reading - Spelling Website
 Proof against TDS request Graphics Printability

PC93120082 INS

This art is supplied at 100% size.
Do not resize, reshape or alter in any way.



3.25"







4.25"


4.25"

PC93120082 INS

This art is supplied at 100% size.
Do not resize, reshape or alter in any way.

3.25"

| | | |
|---|--------------------|---|
|  Process CMAN | Job#/Project Name: | 93120082 NPI C By GE 5857626 Q3 |
|  Process MAGENTA | Version# /date# | 7 /10-31-19/ CN |
|  Process BLACK | Bar Code: | N/A |
|  Process YELLOW | Insert: | NONE |
|  Process GRAY | Supplier Project#: | N/A |
|  Process GRAY 11 | Print Method: | <input type="checkbox"/> Offset/Utho <input type="checkbox"/> Flexo/irect |
| | GE DIE#: | NOT CONTROLLED |
| | PK#: | PK-00102798-1 |









Lighting Graphics App roval

Approvals designate all items on checklist have been reviewed & are correct in addition to other organizational responsibilities.

| | | |
|---------------|-----------|--------------------|
| REVIEWED DATE | SIGNATURE | PACKAGING GRAPHICS |
|---------------|-----------|--------------------|

Proof Reading - Spelling Website
 Proof against TDS request Graphics Printability

| | | |
|---|--------------------|---|
|  Process CMAN | Job#/Project Name: | 93120082 NPI C By GE 5857626 Q3 |
|  Process MAGENTA | Version# /date# | 7 /10-31-19/ CN |
|  Process BLACK | Bar Code: | N/A |
|  Process YELLOW | Insert: | NONE |
|  Process GRAY | Supplier Project#: | N/A |
|  Process GRAY 11 | Print Method: | <input type="checkbox"/> Offset/Utho <input type="checkbox"/> Flexo/irect |
| | GE DIE#: | NOT CONTROLLED |
| | PK#: | PK-00102798-1 |



Lighting Graphics App roval

Approvals designate all items on checklist have been reviewed & are correct in addition to other organizational responsibilities.

| | | |
|---------------|-----------|--------------------|
| REVIEWED DATE | SIGNATURE | PACKAGING GRAPHICS |
|---------------|-----------|--------------------|

Proof Reading - Spelling Website
 Proof against TDS request Graphics Printability

PC93120082 INS

This art is supplied at 100% size.
Do not resize, reshape or alter in any way.

3.25"

Compatibility Requirements

Rating 120V AC 60HZ
Neutral wire is not required (Wire is usually white or grey and is not required)
Ground wire is required (Wire is usually green, green with yellow stripe, or copper)

W-H 802.11 B/G/N @ 2.4 GHZ
is required

Works with halogen, incandescent, and LED bulbs.
Including C-7, S-8, Smart Bulbs.
LED up to 125 amps
Incandescent/halogen up to 5 amps

For Help, Go To cvsge.com/switch-support or call 1-844-30C-BYGE









4.25"

4.25"

PC93120082 INS

This art is supplied at 100% size.
Do not resize, reshape or alter in any way.

3.25"

| | | |
|---|--------------------|--|
|  | Job#/Project Name: | 93120082 NPI C By GE 5857626 Q3 |
|  | Version# /date# | 7 /10-31-19/ CN |
|  | Bar Code: | N/A |
|  | Insert: | NONE |
|  | Supplier Project#: | N/A |
|  | Print Method: | <input type="checkbox"/> Offset/Litho <input type="checkbox"/> Flexo/Idirect |
|  | GE DIE#: | NOT CONTROLLED |
|  | PK#: | PK-00102798-1 |

 **Lighting Graphics App roval**

Approvals designate all items on checklist have been reviewed & are correct in addition to other organizational responsibilities.









REVIEWED DATE: _____

SIGNATURE: _____

PACKAGING GRAPHICS

Proof Reading - Spelling Website

Proof against TDS request Graphics Printability

| | | |
|---|--------------------|--|
|  | Job#/Project Name: | 93120082 NPI C By GE 5857626 Q3 |
|  | Version# /date# | 7 /10-31-19/ CN |
|  | Bar Code: | N/A |
|  | Insert: | NONE |
|  | Supplier Project#: | N/A |
|  | Print Method: | <input type="checkbox"/> Offset/Litho <input type="checkbox"/> Flexo/Idirect |
|  | GE DIE#: | NOT CONTROLLED |
|  | PK#: | PK-00102798-1 |

 **Lighting Graphics App roval**

Approvals designate all items on checklist have been reviewed & are correct in addition to other organizational responsibilities.

REVIEWED DATE: _____

SIGNATURE: _____

PACKAGING GRAPHICS

Proof Reading - Spelling Website

Proof against TDS request Graphics Printability










PC93120082 INS

This art is supplied at 100% size.
Do not resize, reshape or alter in any way.




3.25"


Let's Do It

INCLUDED

-  On/Off Switch
-  Wall Plate
-  4 Wire Nuts
-  Bulb Adaptor
-  2 Phillips Mounting Screws
-  2 Phillips Cover Plate Screws
-  Wire/Load
-  Wire Labels
-  Ground

YOU'LL NEED

-  Phillips Screwdriver
-  Needle Nose Pliers (recommended)
-  Voltage Tester (recommended)

 Approximate 30 minutes of setup to install and setup the switch









4.25"


4.25"

PC93120082 INS

This art is supplied at 100% size.
Do not resize, reshape or alter in any way.

3.25"









| | | | |
|---|-----------------|--------------------|---|
|  | Process CMAN | Job#/Project Name: | 93120082 NPI C by GE 5857626 Q3 |
|  | Process MAGEFTA | Version# /date# | 7 /10-31-19/ CN |
|  | Process BLACK | Bar Code: | N/A |
|  | Process YELLOW | Insert: | NONE |
|  | Process CMAN | Supplier Project#: | N/A |
|  | Process MAGEFTA | Print Method: | <input type="checkbox"/> Offset/Utho <input type="checkbox"/> Flexo/irect |
|  | Process BLACK | GE DIE#: | NOT CONTROLLED |
|  | Process YELLOW | PK#: | PK-00102798-1 |



Lighting Graphics App roval

Approvals designate all items on checklist have been reviewed & are correct in addition to other organizational responsibilities.

| | |
|---|--|
| REVIEWED DATE: _____ | SIGNATURE: _____ |
| <input type="checkbox"/> Proof Reading - Spelling <input type="checkbox"/> Proof against TDS request | <input type="checkbox"/> Website <input type="checkbox"/> Graphics Printability |

| | | | |
|---|-----------------|--------------------|---|
|  | Process CMAN | Job#/Project Name: | 93120082 NPI C by GE 5857626 Q3 |
|  | Process MAGEFTA | Version# /date# | 7 /10-31-19/ CN |
|  | Process BLACK | Bar Code: | N/A |
|  | Process YELLOW | Insert: | NONE |
|  | Process CMAN | Supplier Project#: | N/A |
|  | Process MAGEFTA | Print Method: | <input type="checkbox"/> Offset/Utho <input type="checkbox"/> Flexo/irect |
|  | Process BLACK | GE DIE#: | NOT CONTROLLED |
|  | Process YELLOW | PK#: | PK-00102798-1 |



Lighting Graphics App roval

Approvals designate all items on checklist have been reviewed & are correct in addition to other organizational responsibilities.

| | |
|---|--|
| REVIEWED DATE: _____ | SIGNATURE: _____ |
| <input type="checkbox"/> Proof Reading - Spelling <input type="checkbox"/> Proof against TDS request | <input type="checkbox"/> Website <input type="checkbox"/> Graphics Printability |

PC93120082 INS

This art is supplied at 100% size.
Do not resize, reshape or alter in any way.

3.25"

You Got This!

And we're here to help. For in-depth instructional videos and a guided tour through the installation, go to chryge.com/switch-support.

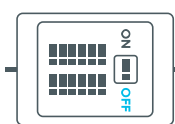
For Help, Go To chryge.com/switch-support or call 1-844-30C-BYGE 8

4.25"

BEFORE YOU DO ANYTHING: Step 1

Turn Off The Power!

Turn off the power for the switch location at the circuit breaker box.
Test existing switch by toggling switch on/off, ensuring lights do not turn on.
Now follow these setup steps for a single gang switch.



For Help, Go To chryge.com/switch-support or call 1-844-30C-BYGE 9

4.25"

PC93120082 INS

This art is supplied at 100% size.
Do not resize, reshape or alter in any way.

3.25"

| | | | |
|----------------|-----------------|--------------------|--|
| Process CMAN | Process MAGEFRA | Job#/Project Name: | 93120082 NPI C by GE 5857626 Q3 |
| Process YELLOW | Process BLACK | Version# /date# | 7 /10-31-19/ CN |
| Process GRAY | Process GRAY 11 | Bar Code: | N/A |
| | | Insert: | NONE |
| | | Supplier Project#: | N/A |
| | | Print Method: | <input type="checkbox"/> Offset/Litho <input type="checkbox"/> Flexo/Idirect |
| | | GE DIE#: | NOT CONTROLLED |
| | | PK#: | PK-00102798-1 |

Lighting Graphics App roval

Approvals designate all items on checklist have been reviewed & are correct in addition to other organizational responsibilities.

REVIEWED DATE: _____ SIGNATURE: _____

PACKAGING GRAPHICS

Proof Reading - Spelling Website
 Proof against TDS request Graphics Printability

| | | | |
|----------------|-----------------|--------------------|--|
| Process CMAN | Process MAGEFRA | Job#/Project Name: | 93120082 NPI C by GE 5857626 Q3 |
| Process YELLOW | Process BLACK | Version# /date# | 7 /10-31-19/ CN |
| Process GRAY | Process GRAY 11 | Bar Code: | N/A |
| | | Insert: | NONE |
| | | Supplier Project#: | N/A |
| | | Print Method: | <input type="checkbox"/> Offset/Litho <input type="checkbox"/> Flexo/Idirect |
| | | GE DIE#: | NOT CONTROLLED |
| | | PK#: | PK-00102798-1 |

Lighting Graphics App roval

Approvals designate all items on checklist have been reviewed & are correct in addition to other organizational responsibilities.

REVIEWED DATE: _____ SIGNATURE: _____

PACKAGING GRAPHICS

Proof Reading - Spelling Website
 Proof against TDS request Graphics Printability

PC93120082 INS

This art is supplied at 100% size.
Do not resize, reshape or alter in any way.

3.25"

IF APPLICABLE

Install adaptor onto C by GE smart or non-dimmable LED bulbs

C by GE smart switches and dimmers are compatible with C by GE smart bulbs. To keep your C by GE bulbs always available and connected, the included bulb adaptor should be used to have full control of C by GE bulbs on the same circuit as the switch.

NOTE: Only one bulb adaptor is needed per switch, even if there are multiple C by GE bulbs on the circuit.

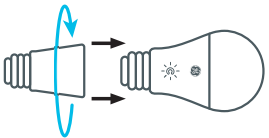
For Help, Go To: cbyge.com/switch-support or call 1-844-3DCBYGE

10

4.25"

Simply put the bulb adaptor onto the bulb and screw into the fixture

NOTE: Keep your bulb adaptor handy. Even if you don't have C by GE bulbs, the bulb adaptor can be used to improve the performance of some traditional LED bulbs if you begin experiencing any performance issues. Installing in a recessed can housing is preferred, but you can install in a surface mount fixture as long as the depth of the recessed can to ensure the bulb is flush. Go to: cbyge.com/switch-support for more helpful tips on when to use the bulb adaptor.



For Help, Go To: cbyge.com/switch-support or call 1-844-3DCBYGE









11

4.25"

PC93120082 INS

This art is supplied at 100% size.
Do not resize, reshape or alter in any way.

3.25"

| | | | |
|---|------------------|--------------------|---|
|  | Process CMAN | Job#/Project Name: | 93120082 NPI C By GE 5857626 Q3 |
|  | Process MAGEENTA | Version# /date# | 7 (10-31-19) CN |
|  | Process BLACK | Bar Code: | N/A |
|  | Process YELLOW | Insert: | NONE |
|  | Process BLACK | Supplier Project#: | N/A |
|  | Process BLACK | Print Method: | <input type="checkbox"/> Offset/Utho <input type="checkbox"/> Flexo/irect |
|  | Process BLACK | GE DIE#: | NOT CONTROLLED |
|  | Process BLACK | PK#: | PK-00102798-1 |









 **Lighting Graphics App roval**

Approvals designate all items on checklist have been reviewed & are correct in addition to other organizational responsibilities.

REVIEWED DATE: _____ SIGNATURE: _____

Proof Reading - Spelling Website
 Proof against TDS request Graphics Printability

PACKAGING GRAPHICS

| | | | |
|---|------------------|--------------------|---|
|  | Process CMAN | Job#/Project Name: | 93120082 NPI C By GE 5857626 Q3 |
|  | Process MAGEENTA | Version# /date# | 7 (10-31-19) CN |
|  | Process BLACK | Bar Code: | N/A |
|  | Process YELLOW | Insert: | NONE |
|  | Process BLACK | Supplier Project#: | N/A |
|  | Process BLACK | Print Method: | <input type="checkbox"/> Offset/Utho <input type="checkbox"/> Flexo/irect |
|  | Process BLACK | GE DIE#: | NOT CONTROLLED |
|  | Process BLACK | PK#: | PK-00102798-1 |

 **Lighting Graphics App roval**

Approvals designate all items on checklist have been reviewed & are correct in addition to other organizational responsibilities.

REVIEWED DATE: _____ SIGNATURE: _____

Proof Reading - Spelling Website
 Proof against TDS request Graphics Printability

PACKAGING GRAPHICS

PC93120082 INS

This art is supplied at 100% size.
Do not resize, reshape or alter in any way.

3.25"

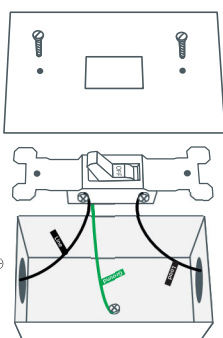
STEP 2

Remove Your Old Switch

- Remove the existing wall plate and switch from the wall.
- Use voltage tester on the black wires to confirm power to the switch is off (recommended).
- Before disconnecting the wires from the wall, label each with the appropriate wire label. **▲** Ground wire is required. If you don't have this wire, the C by GE switch is not compatible.
- Disconnect wires and remove existing switch.

12 For Help, Go To: ebyte.com/switchsupport or call 1-844-3DCBYGE

4.25"









13 For Help, Go To: ebyte.com/switchsupport or call 1-844-3DCBYGE


4.25"

PC93120082 INS

This art is supplied at 100% size.
Do not resize, reshape or alter in any way.

3.25"







| | | | |
|---|-----------------|--------------------|--|
|  | Process CMAN | Job#/Project Name: | 93120082 NPI C By GE 5857626 Q3 |
|  | Process MAFERFA | Version# /date# | 7 /10-31-19I CN |
|  | Process BLACK | Bar Code: | N/A |
|  | Process YELLOW | Insert: | NONE |
|  | Process GRAY | Supplier Project#: | N/A |
|  | Process GRAY 11 | Print Method: | <input type="checkbox"/> Offset/Litho <input type="checkbox"/> Flexo/irect |
| | | GE DIE#: | NOT CONTROLLED |
| | | PK#: | PK-00102798-1 |



Lighting Graphics App roval

Approvals designate all items on checklist have been reviewed & are correct in addition to other organizational responsibilities.

| | | |
|---|------------------------------------|---|
| <input type="checkbox"/> REVIEWED DATE | <input type="checkbox"/> SIGNATURE | <input type="checkbox"/> PACKAGING GRAPHICS |
| <input type="checkbox"/> Proof Reading - Spelling <input type="checkbox"/> Website <input type="checkbox"/> Proof against TDS request <input type="checkbox"/> Graphics Printability | | |

| | | | |
|---|-----------------|--------------------|--|
|  | Process CMAN | Job#/Project Name: | 93120082 NPI C By GE 5857626 Q3 |
|  | Process MAFERFA | Version# /date# | 7 /10-31-19I CN |
|  | Process BLACK | Bar Code: | N/A |
|  | Process YELLOW | Insert: | NONE |
|  | Process GRAY | Supplier Project#: | N/A |
|  | Process GRAY 11 | Print Method: | <input type="checkbox"/> Offset/Litho <input type="checkbox"/> Flexo/irect |
| | | GE DIE#: | NOT CONTROLLED |
| | | PK#: | PK-00102798-1 |



Lighting Graphics App roval

Approvals designate all items on checklist have been reviewed & are correct in addition to other organizational responsibilities.

| | | |
|---|------------------------------------|---|
| <input type="checkbox"/> REVIEWED DATE | <input type="checkbox"/> SIGNATURE | <input type="checkbox"/> PACKAGING GRAPHICS |
| <input type="checkbox"/> Proof Reading - Spelling <input type="checkbox"/> Website <input type="checkbox"/> Proof against TDS request <input type="checkbox"/> Graphics Printability | | |

PC93120082 INS

This art is supplied at 100% size.
Do not resize, reshape or alter in any way.

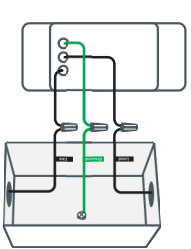
3.25"

STEP 3 Connect The Wires

NOTE: Both black wires on the switch are interchangeable and can be connected to either the load or line wire from the wall.

1. Connect the first line/load (black) wire on the switch to the line or load (black) wire from the wall.
2. Connect the second line/load (black) wire on the switch to the line or load (black) wire from the wall.
3. Connect the ground (green) wire from the switch to the ground (green) wire from the wall.
4. Cap the 3-wire/mid-way traveler wire from the switch.
5. Cap the 3-wire switch setup. Visit dtyge.com/switch-support

Attention: Incorrectly connecting the ground wire from the wall to the ground wire from the switch will damage the product. Neutral wire is not required to operate this switch.



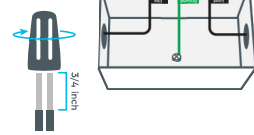
For Help, Go To: dtyge.com/switch-support or call 1-844-3DC-BYGE

14

4.25"

USING WIRE NUTS

1. Connect the 3-wire/mid-way traveler wire to the 3-wire/mid-way traveler wire.
2. Turn wire nut clockwise.
3. Pull gently on wires to test connection.



For Help, Go To: dtyge.com/switch-support or call 1-844-3DC-BYGE







15

4.25"

PC93120082 INS

This art is supplied at 100% size.
Do not resize, reshape or alter in any way.

3.25"







| | |
|---|--|
|  | Job#/Project Name: 93120082 NPI C By: GE 5857626 Q3 |
|  | Version# /date# 7 /10-31-19/ CN |
|  | Bar Code: N/A |
|  | Insert: NONE |
|  | Supplier Project#: N/A |
|  | Print Method: <input type="checkbox"/> Offset/Litho <input type="checkbox"/> Flexo/irect |
| | GE DIE#: NOT CONTROLLED |
| | PK#: PK-00102798-1 |




Lighting Graphics App roval

Approvals designate all items on checklist have been reviewed & are correct in addition to other organizational responsibilities.

| | |
|--|--|
| <input type="checkbox"/> REVIEWED DATE | <input type="checkbox"/> SIGNATURE |
| <input type="checkbox"/> Proof Reading - Spelling | <input type="checkbox"/> PACKAGING GRAPHICS |
| <input type="checkbox"/> Proof against TDS request | <input type="checkbox"/> Website |
| | <input type="checkbox"/> Graphics Printability |

| | |
|---|--|
|  | Job#/Project Name: 93120082 NPI C By: GE 5857626 Q3 |
|  | Version# /date# 7 /10-31-19/ CN |
|  | Bar Code: N/A |
|  | Insert: NONE |
|  | Supplier Project#: N/A |
|  | Print Method: <input type="checkbox"/> Offset/Litho <input type="checkbox"/> Flexo/irect |
| | GE DIE#: NOT CONTROLLED |
| | PK#: PK-00102798-1 |



Lighting Graphics App roval

Approvals designate all items on checklist have been reviewed & are correct in addition to other organizational responsibilities.

| | |
|--|--|
| <input type="checkbox"/> REVIEWED DATE | <input type="checkbox"/> SIGNATURE |
| <input type="checkbox"/> Proof Reading - Spelling | <input type="checkbox"/> PACKAGING GRAPHICS |
| <input type="checkbox"/> Proof against TDS request | <input type="checkbox"/> Website |
| | <input type="checkbox"/> Graphics Printability |

PC93120082 INS

This art is supplied at 100% size.
Do not resize, reshape or alter in any way.

3.25"

STEP 4

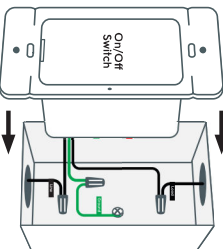
Fit Wires Into Wall Box

Neatly push the wires back into the box, rotating the switch so it's oriented according to the image.

16

For Help, Go To: evgpe.com/switchsupport or call 1-844-3DC-WIRE

4.25"



17









For Help, Go To: evgpe.com/switchsupport or call 1-844-3DC-WIRE

4.25"

PC93120082 INS

This art is supplied at 100% size.
Do not resize, reshape or alter in any way.

3.25"

| | | | |
|---|-----------------|--------------------|--|
|  | Process CMAN | Job#/Project Name: | 93120082 NPI C By GE 5857626 Q3 |
|  | Process MAGENTA | Version# /date# | 7 (10-31-19) CN |
|  | Process BLACK | Bar Code: | N/A |
|  | Process YELLOW | Insert: | NONE |
|  | Process BLACK | Supplier Project#: | N/A |
|  | Process BLACK | Print Method: | <input type="checkbox"/> Offset/Litho <input type="checkbox"/> Flexo/irect |
|  | Process BLACK | GE DIE#: | NOT CONTROLLED |
|  | Process BLACK | PK#: | PK-00102798-1 |

 **Lighting Graphics App roval**









Approvals designate all items on checklist have been reviewed & are correct in addition to other organizational responsibilities.


REVIEWED DATE: _____

SIGNATURE: _____

PACKAGING GRAPHICS

Proof Reading - Spelling Website
 Proof against TDS request Graphics Printability

| | | | |
|---|-----------------|--------------------|--|
|  | Process CMAN | Job#/Project Name: | 93120082 NPI C By GE 5857626 Q3 |
|  | Process MAGENTA | Version# /date# | 7 (10-31-19) CN |
|  | Process BLACK | Bar Code: | N/A |
|  | Process YELLOW | Insert: | NONE |
|  | Process BLACK | Supplier Project#: | N/A |
|  | Process BLACK | Print Method: | <input type="checkbox"/> Offset/Litho <input type="checkbox"/> Flexo/irect |
|  | Process BLACK | GE DIE#: | NOT CONTROLLED |
|  | Process BLACK | PK#: | PK-00102798-1 |

 **Lighting Graphics App roval**

Approvals designate all items on checklist have been reviewed & are correct in addition to other organizational responsibilities.

REVIEWED DATE: _____

SIGNATURE: _____

PACKAGING GRAPHICS

Proof Reading - Spelling Website
 Proof against TDS request Graphics Printability

PC93120082 INS

This art is supplied at 100% size.
Do not resize, reshape or alter in any way.

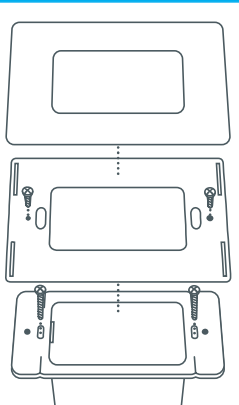
3.25"

STEP 5
Secure The Switch

Using a Phillips screwdriver and the screws provided, secure the switch to the wall until level and flush. Then snap the receptacle cover onto the bracket.

18 For Help, Go To: evyge.com/switch-support or call 1-844-3DC-SWGE

4.25"











19 For Help, Go To: evyge.com/switch-support or call 1-844-3DC-SWGE

4.25"

PC93120082 INS

This art is supplied at 100% size.
Do not resize, reshape or alter in any way.

3.25"









| | | | |
|---|--------------------|--------------------|---|
|  | Process CYAN | Job#/Project Name: | 93120082 NPI C By GE 5857626 Q3 |
|  | Process MAGENTA | Version# /date# | 7 (10-31-19) CN |
|  | Process YELLOW | Bar Code: | N/A |
|  | Process BLACK | Insert: | NONE |
|  | | Supplier Project#: | N/A |
|  | | Print Method: | <input type="checkbox"/> Offset/Utho <input type="checkbox"/> Flexo/irect |
|  | | GE DIE#: | NOT CONTROLLED |
|  | | PK#: | PK-00102798-1 |



Lighting Graphics App roval

Approvals designate all items on checklist have been reviewed & are correct in addition to other organizational responsibilities.

| | | |
|---|------------------------------------|---|
| <input type="checkbox"/> REVIEWED DATE | <input type="checkbox"/> SIGNATURE | <input type="checkbox"/> PACKAGING GRAPHICS |
| <input type="checkbox"/> Proof Reading - Spelling <input type="checkbox"/> Website <input type="checkbox"/> Proof against TDS request <input type="checkbox"/> Graphics Printability | | |

| | | | |
|---|--------------------|--------------------|---|
|  | Process CYAN | Job#/Project Name: | 93120082 NPI C By GE 5857626 Q3 |
|  | Process MAGENTA | Version# /date# | 7 (10-31-19) CN |
|  | Process YELLOW | Bar Code: | N/A |
|  | Process BLACK | Insert: | NONE |
|  | | Supplier Project#: | N/A |
|  | | Print Method: | <input type="checkbox"/> Offset/Utho <input type="checkbox"/> Flexo/irect |
|  | | GE DIE#: | NOT CONTROLLED |
|  | | PK#: | PK-00102798-1 |



Lighting Graphics App roval

Approvals designate all items on checklist have been reviewed & are correct in addition to other organizational responsibilities.

| | | |
|---|------------------------------------|---|
| <input type="checkbox"/> REVIEWED DATE | <input type="checkbox"/> SIGNATURE | <input type="checkbox"/> PACKAGING GRAPHICS |
| <input type="checkbox"/> Proof Reading - Spelling <input type="checkbox"/> Website <input type="checkbox"/> Proof against TDS request <input type="checkbox"/> Graphics Printability | | |

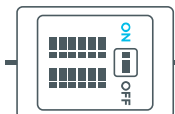
PC93120082 INS

This art is supplied at 100% size.
Do not resize, reshape or alter in any way.

3.25"

STEP 6 Turn The Power Back On

After the switch is secured and faceplate mounted, turn the power back on at the circuit breaker box. At the switch, LED indicator light or light ring will flash blue indicating the device is switched correctly and the LED indicator will flash red if the button on the switch to enable setup mode if setup mode times out.



For Help, Go To: cbyge.com/switch-support or call 1-844-3DCBYGE 20

LED indicator light or light ring will flash blue until the switch is added to the C by GE app.
LED indicator light or light ring will flash red if the circuit is overloaded. Max load rating 125 amps for LED and 5 amps for incandescent/ledogen.
LED indicator light or light ring will not illuminate if wired incorrectly.
IF LIGHTS DON'T TURN ON:

1. Check that power to the switch is on at the breaker.
2. Turn power off at the breaker, return to the switch to confirm the wires are securely and properly wired according to the installation guide.
3. Go to cbyge.com/switch-support for more troubleshooting.

For Help, Go To: cbyge.com/switch-support or call 1-844-3DCBYGE 21

4.25"

4.25"

PC93120082 INS

This art is supplied at 100% size.
Do not resize, reshape or alter in any way.

3.25"

| | | | |
|-----------------|-----------------|--------------------|--|
| Process CMAN | Process MAGENTA | Job#/Project Name: | 93120082 NPI C By GE 5857626 Q3 |
| Process YELLOW | Process BLACK | Version# /date# | 7 /10-31-19/ CN |
| Process GRAY 11 | | Bar Code: | N/A |
| | | Insert: | NONE |
| | | Supplier Project#: | N/A |
| | | Print Method: | <input type="checkbox"/> Offset/Litho <input type="checkbox"/> Flexo/irect |
| | | GE DIE#: | NOT CONTROLLED |
| | | PK#: | PK-00102798-1 |

Lighting Graphics App roval

Approvals designate all items on checklist have been reviewed & are correct in addition to other organizational responsibilities.

REVIEWED DATE: _____

SIGNATURE: _____

PACKAGING GRAPHICS

Proof Reading - Spelling Website

Proof against TDS request Graphics Printability

| | | | |
|-----------------|-----------------|--------------------|--|
| Process CMAN | Process MAGENTA | Job#/Project Name: | 93120082 NPI C By GE 5857626 Q3 |
| Process YELLOW | Process BLACK | Version# /date# | 7 /10-31-19/ CN |
| Process GRAY 11 | | Bar Code: | N/A |
| | | Insert: | NONE |
| | | Supplier Project#: | N/A |
| | | Print Method: | <input type="checkbox"/> Offset/Litho <input type="checkbox"/> Flexo/irect |
| | | GE DIE#: | NOT CONTROLLED |
| | | PK#: | PK-00102798-1 |

Lighting Graphics App roval

Approvals designate all items on checklist have been reviewed & are correct in addition to other organizational responsibilities.

REVIEWED DATE: _____

SIGNATURE: _____

PACKAGING GRAPHICS

Proof Reading - Spelling Website

Proof against TDS request Graphics Printability

PC93120082 INS

This art is supplied at 100% size.
Do not resize, reshape or alter in any way.

3.25"

Congratulations!

You've completed the Smart Switch installation.

Next...

- Download the C by GE app
- Add your Smart Switch to the C by GE app
- Setup your Alexa or Google voice assistant following the instructions in the C by GE app

22

Enable Your Voice Assistant

Amazon Alexa

To setup, open the Alexa app, search for the C by GE skill, follow the setup instructions.

Try this...
Alexa, turn off the living room.
Alexa, turn on the bedroom.

Google Assistant

To setup, open the Google Assistant or Google Home app, follow the setup instructions.

Try this...
Hey Google, turn on the lights.
Hey Google, good morning.
Hey Google, I'm leaving.

23







4.25"


4.25"

PC93120082 INS

This art is supplied at 100% size.
Do not resize, reshape or alter in any way.

3.25"

| | |
|---|--|
|  | Job#/Project Name: 93120082 NPI C by GE 5857626 Q3 |
|  | Version# /date# 7 /10-31-19/ CN |
|  | Bar Code: N/A |
|  | Insert: NONE |
|  | Supplier Project#: N/A |
|  | Print Method: <input type="checkbox"/> Offset/Litho <input type="checkbox"/> Flexo/irect |
| | GE DIE#: NOT CONTROLLED |
| | PK#: PK-00102798-1 |









Lighting Graphics App roval

Approval designates all items on checklist have been reviewed & are correct in addition to other organizational responsibilities.

| REVIEWED DATE | SIGNATURE | PACKAGING GRAPHICS |
|---------------|-----------|--------------------|
| | | |

Proof Reading – Spelling Website
 Proof against TDS request Graphics Printability

| | |
|---|--|
|  | Job#/Project Name: 93120082 NPI C by GE 5857626 Q3 |
|  | Version# /date# 7 /10-31-19/ CN |
|  | Bar Code: N/A |
|  | Insert: NONE |
|  | Supplier Project#: N/A |
|  | Print Method: <input type="checkbox"/> Offset/Litho <input type="checkbox"/> Flexo/irect |
| | GE DIE#: NOT CONTROLLED |
| | PK#: PK-00102798-1 |



Lighting Graphics App roval

Approval designates all items on checklist have been reviewed & are correct in addition to other organizational responsibilities.

| REVIEWED DATE | SIGNATURE | PACKAGING GRAPHICS |
|---------------|-----------|--------------------|
| | | |

Proof Reading – Spelling Website
 Proof against TDS request Graphics Printability

PC93120082 INS

This art is supplied at 100% size.
Do not resize, reshape or alter in any way.

3.25"

Additional Information and Warnings

FCC Compliance Statement Compliance Notice:
This equipment has been tested and found to comply with the limits for a Class B digital device, pursuant to part 15 of the FCC Rules. Operation is subject to the following conditions: (1) This device may not cause harmful interference, (2) This device must accept any interference received, including that which may cause undesired operation.

Harmful Interference: This equipment uses radio frequency energy and, if not installed and used in accordance with the instruction manual, may cause harmful interference to radio communications. However, there is no guarantee that interference will not occur in a particular installation. If this equipment does cause harmful interference to your radio or television reception, you can try to correct the interference by one or more of the following measures:

- Reorient or relocate the receiving antenna.
- Increase the separation between the equipment and receiver.
- Connect the equipment into an outlet on a circuit different from that to which the receiver is connected.
- Consult the dealer or an experienced radio/TV technician for help.

24

This device complies with Part 15 of the FCC Rules and Industry Canada license-exempt RSS standard(s). Operation is subject to the following two conditions:

1. This device may not cause harmful interference.
2. This device must accept any interference received, including that which may cause undesired operation.

Changes or modifications that are not expressly approved by the manufacturer could void the user's authority to operate the equipment.

RF Exposure Information:
This equipment complies with FCC radiation exposure limits set forth in FCC Part 15.2. Operation of this equipment results in radio frequency energy being radiated from the antenna. The maximum field strength of the radiation during normal operation, measured at a distance of 20 cm from the antenna, does not exceed the limits set forth in FCC Part 15.2. The maximum field strength of the radiation during normal operation, measured at a distance of 20 cm from the antenna, does not exceed the limits set forth in FCC Part 15.2. The maximum field strength of the radiation during normal operation, measured at a distance of 20 cm from the antenna, does not exceed the limits set forth in FCC Part 15.2. The maximum field strength of the radiation during normal operation, measured at a distance of 20 cm from the antenna, does not exceed the limits set forth in FCC Part 15.2.

RF Exposure Statement:
This transmitter must be installed to provide a separation distance of at least 8 inches from the user's body. The user should not hold the transmitter in their hand or carry it in their pocket or bag. The transmitter should not be used in conjunction with any other antenna or transmitter.

25









4.25"

4.25"

PC93120082 INS

This art is supplied at 100% size.
Do not resize, reshape or alter in any way.

3.25"

| | |
|--|---|
|  | Job#/Project Name: 93120082 NPI C By: GE 5857626 Q3 |
|  | Version# /date# 7 /10-31-19/ CN |
|  | Bar Code: N/A |
|  | Insert: NONE |
|  | Supplier Project#: N/A |
|  | Print Method: <input type="checkbox"/> Offset/Utbo <input type="checkbox"/> Flexo/Idirect |
|  | GE DIE#: NOT CONTROLLED |
|  | PK#: PK-00102798-1 |











Lighting Graphics App roval

Approvals designate all items on checklist have been reviewed & are correct in addition to other organizational responsibilities.

| | |
|---------------|--------------------|
| REVIEWED DATE | PACKAGING GRAPHICS |
| SIGNATURE | WEBSITE |

Proof Reading – Spelling Website
 Proof against TDS request Graphics Printability

| | |
|---|---|
|  | Job#/Project Name: 93120082 NPI C By: GE 5857626 Q3 |
|  | Version# /date# 7 /10-31-19/ CN |
|  | Bar Code: N/A |
|  | Insert: NONE |
|  | Supplier Project#: N/A |
|  | Print Method: <input type="checkbox"/> Offset/Utbo <input type="checkbox"/> Flexo/Idirect |
|  | GE DIE#: NOT CONTROLLED |
|  | PK#: PK-00102798-1 |



Lighting Graphics App roval

Approvals designate all items on checklist have been reviewed & are correct in addition to other organizational responsibilities.

| | |
|---------------|--------------------|
| REVIEWED DATE | PACKAGING GRAPHICS |
| SIGNATURE | WEBSITE |

Proof Reading – Spelling Website
 Proof against TDS request Graphics Printability

PC93120082 INS

This art is supplied at 100% size.

Do not resize, reshape or alter in any way.

3.25"

Renseignements supplémentaires et mises en garde

Declaration de conformité aux normes de la FCC :

Cet appareil a été testé et reconnu conforme aux limites établies pour les appareils numériques de classe B, selon la section 15 des règlements de la FCC. Les émissions radio de cet appareil peuvent causer des interférences nuisibles et peut désigner une énergie de fréquence radio; il n'est pas étanche et n'est certifié compatible avec les normes CE, mais peut causer un brouillage radio et d'autres interférences nuisibles à la réception de la radio ou de la télévision, ce qu'on peut éviter en éteignant l'appareil. Ce produit n'est pas certifié compatible avec le brouillage dans une installation particulière. Si cet équipement ne provoque pas d'interférences nuisibles à la réception de la radio ou de la télévision, ce qu'on peut essayer de corriger l'interférence en appliquant l'une ou plusieurs des mesures suivantes :

- Réorienter ou repositionner l'antenne de réception.
- Augmenter la distance séparant l'équipement du récepteur.
- Connecter l'équipement à une prise sur un circuit différent de celui auquel le récepteur est branché.
- Consulter le revendeur ou un technicien de radio/TV expérimenté pour obtenir de l'aide.

26

Cet appareil est conforme à la partie 15 des règlements de la FCC et aux normes FCC sur les appareils exemptés de licence du ministère de l'Industrie canadienne. Le fonctionnement de ce produit est assujéti aux deux conditions suivantes :

1. Cet appareil ne doit pas causer d'interférences nuisibles.
2. Cet appareil doit accepter toute interférence reçue, y compris celle qui provient d'un fonctionnement indésirable.

Tout changement non expressément autorisé par le fabricant peut annuler les droits de l'utilisateur d'utiliser cet équipement.

Renseignements relatifs à l'exposition aux radiofréquences :

Cet équipement est conforme aux limites d'exposition aux radiofréquences : ICES-102, destinées pour un environnement non contrôlé. Cet appareil doit dépasser les limites d'exposition aux radiofréquences établies par la FCC, toute personne ne devrait pas se tenir à moins de 20 cm (8 po) de l'antenne lors d'un fonctionnement normal.

Declaration relative à l'exposition aux radiofréquences :

Cet équipement est conforme aux limites FCC pour les appareils de la norme ICES-102, destinées pour un environnement non contrôlé. Cet appareil doit être installé à au moins 20 cm (8 po) de toutes les personnes et ne doit pas être utilisé ou fonctionner conjointement avec une autre antenne ou un autre émetteur.

27

4.25"









4.25"


PC93120082 INS

This art is supplied at 100% size.

Do not resize, reshape or alter in any way.

3.25"

| | | | |
|---|-----------------|--------------------|--|
|  | Process CMAN | Job#/Project Name: | 93120082 NPI C By: GE 5857626 Q3 |
|  | Process MAGENTA | Version# /date# | 7 /10-31-19/ CN |
|  | Process BLACK | Bar Code: | N/A |
|  | Process YELLOW | Insert: | NONE |
|  | Process GRAY | Supplier Project#: | N/A |
|  | Process GRAY 11 | Print Method: | <input type="checkbox"/> Offset/Litho <input type="checkbox"/> Flexo/irect |
|  | Process GRAY 11 | GE DIE#: | NOT CONTROLLED |
|  | Process GRAY 11 | PK#: | PK-00102798-1 |











Lighting Graphics App roval

Approvals designate all items on checklist have been reviewed & are correct in addition to other organizational responsibilities.

| | | |
|----------------------|------------------|---------------------------|
| REVIEWED DATE | SIGNATURE | PACKAGING GRAPHICS |
|----------------------|------------------|---------------------------|

Proof Reading - Spelling Website
 Proof against TDS request Graphics Printability

| | | | |
|---|-----------------|--------------------|--|
|  | Process CMAN | Job#/Project Name: | 93120082 NPI C By: GE 5857626 Q3 |
|  | Process MAGENTA | Version# /date# | 7 /10-31-19/ CN |
|  | Process BLACK | Bar Code: | N/A |
|  | Process YELLOW | Insert: | NONE |
|  | Process GRAY | Supplier Project#: | N/A |
|  | Process GRAY 11 | Print Method: | <input type="checkbox"/> Offset/Litho <input type="checkbox"/> Flexo/irect |
|  | Process GRAY 11 | GE DIE#: | NOT CONTROLLED |
|  | Process GRAY 11 | PK#: | PK-00102798-1 |



Lighting Graphics App roval

Approvals designate all items on checklist have been reviewed & are correct in addition to other organizational responsibilities.

| | | |
|----------------------|------------------|---------------------------|
| REVIEWED DATE | SIGNATURE | PACKAGING GRAPHICS |
|----------------------|------------------|---------------------------|

Proof Reading - Spelling Website
 Proof against TDS request Graphics Printability



PC93120082 INS

This art is supplied at 100% size.
Do not resize, reshape or alter in any way.

3.25"

For supply connections, use copper wire only rated at 75°C based on loading.



A CAUTION - High Voltage - Disconnect power supply
 Operation temperature: 0-49°C
 For Control or Electronic Ballast, CFLs, LED, and LED Lamps, Type 1 Enclosure
 IP20
 Pollution Degree 2
 Impulse Voltage: 2500V
 Type 1 action
 Indoor use only.

28

Pour les raccordements d'alimentation, utiliser du fil de cuivre d'une température nominale de 75 °C seulement.

ATTENTION - Haute tension - Débrancher l'alimentation électrique avant d'effectuer l'entretien
 Température de fonctionnement : De 0 °C à 40 °C
 Pour le contrôle des lampes à ballast électronique, fluocompactes et à DEL.
 Boîtier de type 1
 IP20
 Degré de pollution 2
 Tension de choc : 2 500 V
 Action de type 1
 Réservé à un usage intérieur.

29

4.25"

4.25"

PC93120082 INS

This art is supplied at 100% size.
Do not resize, reshape or alter in any way.

3.25"

| | | |
|-------------------|--------------------|---|
| Process CYAN | Process MAGENTA | Job#/Project Name: 93120082 NPI C by GE 5857626 Q3 |
| Process YELLOW | Process BLACK | Version# (date) 7 (10-31-19) CN |
| | | Bar Code: N/A |
| | | Insert: NONE |
| | | Supplier Project#: N/A |
| | | Print Method: <input type="checkbox"/> Offset/Litho <input type="checkbox"/> Flexo (direct) |
| | | GE DIE#: NOT CONTROLLED |
| | | PK#: PK-00102798-1 |



Lighting Graphics App roval

Approvals designate all items on checklist have been reviewed & are correct in addition to other organizational responsibilities.

| REVIEWED DATE | SIGNATURE | PACKAGING GRAPHICS |
|---------------|-----------|--------------------|
| | | |

Proof Reading - Spelling Website
 Proof against TDS request Graphics Printability

PC93120082 INS

This art is supplied at 100% size.
Do not resize, reshape or alter in any way.

3.25"



4.25"