




Main PCB back side



Main PCB Edge Connectors



Main PCB Top



RF Filters

Maintenance ports


DC Input

RF Shelf Back




RF Shelf Front

LNA and
Combiners



RF Shelf Internal



PCB Amplifier Control Connector