



Test Set-Up Photos

1. Radiated Emission Test


(a) Attitude (Side)




HORIZONTAL (M/N: ERX15-A)



VERTICAL (M/N: ERX15-A)




HORIZONTAL (M/N: RFRC10-A)




VERTICAL (M/N: RFRC10-A)


(b) Attitude (Lie)




HORIZONTAL (M/N: EXR15-A)



VERTICAL (M/N: EXR15-A)




HORIZONTAL (M/N: RFRC10-A)




VERTICAL (M/N: EFRC10-A)

(C) Attitude (Above 1GHz)



(M/N: ERX15-A)



(M/N: RFRC10-A)