

## APPENDIX A: TEST CONFIGURATIONS AND TEST DATA

### A1: TEST CONFIGURATION

#### Mode 1



The bottom side of the EUT to the flat phantom distance 0mm

## Mode 2



**The front side of the EUT to the flat phantom distance 0mm**

## Mode 3



**The tip side of the EUT to the flat phantom distance 0mm**

## Mode 4



**The bottom side of the EUT attached the belt clip to the flat phantom distance 11mm**

## Mode 5



**The bottom side of the EUT to the flat phantom distance 0mm**


**Antenna to the flat phantom distance is 9mm**

## Mode 6



**The front side of the EUT to the flat phantom distance 0mm**

## Mode 7



**The bottom side of the EUT to the flat phantom distance 0mm**

## Mode 8



**The front side of the EUT to the flat phantom distance 0mm**



## Mode 9



**SD card is plugged in the EUT and the front side of the EUT to the flat phantom distance 0mm**

# EUT Photo







## Liquid Level Photo

2450MHz D=155mm



## A2 : TEST DATA

Date/Time: 08/01/03 14:00:52

Test Laboratory: Advance Data Technology

### PDA HC02U Mode 1 with the fully charged battery(Sanyo, model: UF553450R)

**EUT: PDA ; Type: HC02U ; Test Channel Frequency: 2412 MHz**

Communication System: 802.11b ; Frequency: 2412 MHz; Duty Cycle: 1:1; Modulation type: CCK  
Medium: MSL2450 ( $\sigma = 1.938$  mho/m,  $\epsilon_r = 52.79$ ,  $\rho = 1000$  kg/m<sup>3</sup>) ; Liquid level : 155mm

Phantom section: Flat Section ; Separation distance : 0mm(The bottom of the EUT to the Phantom)

Antenna type : Internal Antenna ; Air temp. : 23degrees ; Liquid temp. : 21 degrees

DASY4 Configuration:

- Probe: ET3DV6 - SN1686; ConvF(4.5, 4.5, 4.5); Calibrated: 2003/6/18

- Sensor-Surface: 4mm (Mechanical Surface Detection)

- Electronics: DAE3 Sn510;

- Phantom: SAM Twin Phantom V4.0; Type: QD 000 P40 CA; Serial: TP-1150

- Measurement SW: DASY4, V4.1 Build 47; Postprocessing SW: SEMCAD, V1.6 Build 115

**PDA Channel 1/Area Scan (81x61x1):** Measurement grid: dx=15mm, dy=15mm

Reference Value = 17.5 V/m

Power Drift = 0.2 dB

Maximum value of SAR = 0.828 mW/g

**PDA Channel 1/Zoon Scan (7x7x7)/Cube 0:** Measurement grid: dx=5mm, dy=5mm, dz=5mm


Peak SAR (extrapolated) = 1.74 W/kg

SAR(1 g) = 0.679 mW/g; SAR(10 g) = 0.314 mW/g

Reference Value = 17.5 V/m

Power Drift = 0.2 dB

Maximum value of SAR = 0.714 mW/g



Test Laboratory: Advance Data Technology

**PDA HC02U Mode 1 with the fully charged battery(Sanyo, model: UF553450R)**

**EUT: PDA ; Type: HC02U ; Test Channel Frequency: 2437 MHz**

Communication System: 802.11b ; Frequency: 2437 MHz; Duty Cycle: 1:1; Modulation type: CCK  
Medium: MSL2450 ( $\sigma = 1.966$  mho/m,  $\epsilon_r = 52.67$ ,  $\rho = 1000$  kg/m<sup>3</sup>) ; Liquid level : 155mm

Phantom section: Flat Section ; Separation distance : 0mm(The bottom side of the EUT to the Phantom)

Antenna type : Internal Antenna ; Air temp. : 23.0 degrees ; Liquid temp. : 21.0 degrees

DASY4 Configuration:

- Probe: ET3DV6 - SN1686; ConvF(4.5, 4.5, 4.5); Calibrated: 2003/6/18
- Sensor-Surface: 4mm (Mechanical Surface Detection)
- Electronics: DAE3 Sn510;
- Phantom: SAM Twin Phantom V4.0; Type: QD 000 P40 CA; Serial: TP-1150
- Measurement SW: DASY4, V4.1 Build 47; Postprocessing SW: SEMCAD, V1.6 Build 115

**PDA Channel 6/Area Scan (81x61x1):** Measurement grid: dx=15mm, dy=15mm

Reference Value = 20 V/m

Power Drift = -0.02 dB

Maximum value of SAR = 0.936 mW/g

**PDA Channel 6/Zoon Scan (7x7x7)/Cube 0:** Measurement grid: dx=5mm, dy=5mm, dz=5mm


Peak SAR (extrapolated) = 1.96 W/kg

SAR(1 g) = 0.702 mW/g; SAR(10 g) = 0.32 mW/g

Reference Value = 20 V/m

Power Drift = -0.02 dB

Maximum value of SAR = 0.72 mW/g



Test Laboratory: Advance Data Technology

**PDA HC02U Mode 1 with the fully charged battery(Sanyo, model: UF553450R)**

**EUT: PDA ; Type: HC02U ; Test Channel Frequency: 2462 MHz**

Communication System: 802.11b ; Frequency: 2462 MHz; Duty Cycle: 1:1; Modulation type: CCK  
Medium: MSL2450 ( $\sigma = 1.998$  mho/m,  $\epsilon = 52.55$ ,  $\rho = 1000$  kg/m<sup>3</sup>) ; Liquid level : 155mm

Phantom section: Flat Section ; Separation distance : 0mm(The bottom of the EUT to the Phantom)

Antenna type : Internal Antenna ; Air temp. : 23degrees ; Liquid temp. : 21 degrees

DASY4 Configuration:

- Probe: ET3DV6 - SN1686; ConvF(4.5, 4.5, 4.5); Calibrated: 2003/6/18

- Sensor-Surface: 4mm (Mechanical Surface Detection)

- Electronics: DAE3 Sn510;

- Phantom: SAM Twin Phantom V4.0; Type: QD 000 P40 CA; Serial: TP-1150

- Measurement SW: DASY4, V4.1 Build 47; Postprocessing SW: SEMCAD, V1.6 Build 115

**PDA Channel 11/Area Scan (81x61x1):** Measurement grid: dx=15mm, dy=15mm

Reference Value = 21.8 V/m

Power Drift = 0.02 dB

Maximum value of SAR = 0.919 mW/g

**PDA Channel 11/Zoon Scan (7x7x7)/Cube 0:** Measurement grid: dx=5mm, dy=5mm, dz=5mm


Peak SAR (extrapolated) = 2.43 W/kg

SAR(1 g) = 0.912 mW/g; SAR(10 g) = 0.423 mW/g

Reference Value = 21.8 V/m

Power Drift = 0.02 dB

Maximum value of SAR = 0.954 mW/g





Test Laboratory: Advance Data Technology

**PDA HC02U Mode 2 with the fully charged battery(Sanyo, model: UF553450R)**

**EUT: PDA ; Type: HC02U ; Test Channel Frequency: 2412 MHz**

Communication System: 802.11b ; Frequency: 2412 MHz; Duty Cycle: 1:1; Modulation type: CCK  
Medium: MSL2450 ( $\sigma = 1.938$  mho/m,  $\epsilon_r = 52.79$ ,  $\rho = 1000$  kg/m<sup>3</sup>) ; Liquid level : 155mm

Phantom section: Flat Section ; Separation distance : 0mm(Front side of the EUT to the Phantom)

Antenna type : Internal Antenna ; Air temp. : 23 degrees ; Liquid temp. : 21 degrees

DASY4 Configuration:

- Probe: ET3DV6 - SN1686; ConvF(4.5, 4.5, 4.5); Calibrated: 2003/6/18

- Sensor-Surface: 4mm (Mechanical Surface Detection)

- Electronics: DAE3 Sn510;

- Phantom: SAM Twin Phantom V4.0; Type: QD 000 P40 CA; Serial: TP-1150

- Measurement SW: DASY4, V4.1 Build 47; Postprocessing SW: SEMCAD, V1.6 Build 115

**PDA Channel 1/Area Scan (81x61x1):** Measurement grid: dx=15mm, dy=15mm

Reference Value = 16.5 V/m

Power Drift = 0.3 dB

Maximum value of SAR = 0.707 mW/g

**PDA Channel 1/Zoon Scan (7x7x7)/Cube 0:** Measurement grid: dx=5mm, dy=5mm, dz=5mm

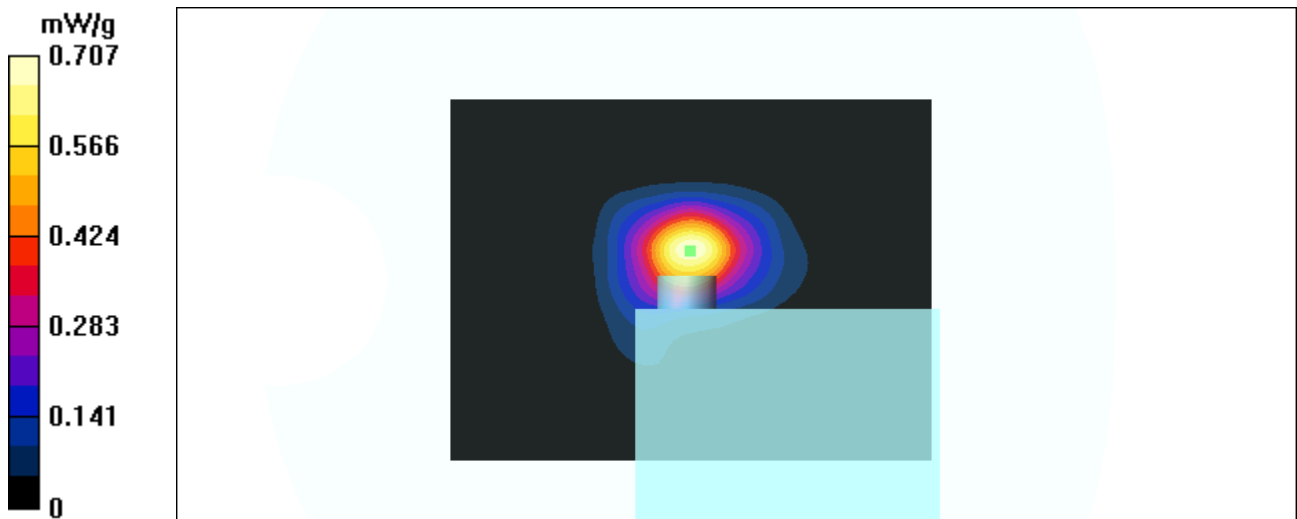
Peak SAR (extrapolated) = 1.85 W/kg

SAR(1 g) = 0.721 mW/g; SAR(10 g) = 0.288 mW/g

Reference Value = 16.5 V/m

Power Drift = 0.3 dB

Maximum value of SAR = 0.787 mW/g



Test Laboratory: Advance Data Technology

**PDA HC02U Mode 2 with the fully charged battery(Sanyo, model: UF553450R)**

**EUT: PDA ; Type: HC02U ; Test Channel Frequency: 2437 MHz**

Communication System: 802.11b ; Frequency: 2437 MHz; Duty Cycle: 1:1; Modulation type: CCK  
Medium: MSL2450 ( $\sigma = 1.966$  mho/m,  $\epsilon_r = 52.67$ ,  $\rho = 1000$  kg/m<sup>3</sup>) ; Liquid level : 155mm

Phantom section: Flat Section ; Separation distance : 0mm(Front side of the EUT to the Phantom)

Antenna type : Internal Antenna ; Air temp. : 23 degrees ; Liquid temp. : 21 degrees

DASY4 Configuration:

- Probe: ET3DV6 - SN1686; ConvF(4.5, 4.5, 4.5); Calibrated: 2003/6/18

- Sensor-Surface: 4mm (Mechanical Surface Detection)

- Electronics: DAE3 Sn510;

- Phantom: SAM Twin Phantom V4.0; Type: QD 000 P40 CA; Serial: TP-1150

- Measurement SW: DASY4, V4.1 Build 47; Postprocessing SW: SEMCAD, V1.6 Build 115

**PDA Channel 6/Area Scan (81x61x1):** Measurement grid: dx=15mm, dy=15mm

Reference Value = 21.2 V/m

Power Drift = 0.3 dB

Maximum value of SAR = 0.885 mW/g

**PDA Channel 6/Zoon Scan (7x7x7)/Cube 0:** Measurement grid: dx=5mm, dy=5mm, dz=5mm


Peak SAR (extrapolated) = 2.3 W/kg

SAR(1 g) = 0.815 mW/g; SAR(10 g) = 0.315 mW/g

Reference Value = 21.2 V/m

Power Drift = 0.3 dB

Maximum value of SAR = 0.875 mW/g



Test Laboratory: Advance Data Technology

**PDA HC02U Mode 2 with the fully charged battery(Sanyo, model: UF553450R)**

**EUT: PDA ; Type: HC02U ; Test Channel Frequency: 2462 MHz**

Communication System: 802.11b ; Frequency: 2462 MHz; Duty Cycle: 1:1; Modulation type: CCK  
Medium: MSL2450 ( $\sigma = 1.998$  mho/m,  $\epsilon = 52.55$ ,  $\rho = 1000$  kg/m<sup>3</sup>) ; Liquid level : 155mm

Phantom section: Flat Section ; Separation distance : 0mm(Front side of the EUT to the Phantom)

Antenna type : Internal Antenna ; Air temp. : 23 degrees ; Liquid temp. : 21 degrees

DASY4 Configuration:

- Probe: ET3DV6 - SN1686; ConvF(4.5, 4.5, 4.5); Calibrated: 2003/6/18

- Sensor-Surface: 4mm (Mechanical Surface Detection)

- Electronics: DAE3 Sn510;

- Phantom: SAM Twin Phantom V4.0; Type: QD 000 P40 CA; Serial: TP-1150

- Measurement SW: DASY4, V4.1 Build 47; Postprocessing SW: SEMCAD, V1.6 Build 115

**PDA Channel 11/Area Scan (81x61x1):** Measurement grid: dx=15mm, dy=15mm

Reference Value = 22.9 V/m

Power Drift = 0.08 dB

Maximum value of SAR = 1.06 mW/g

**PDA Channel 11/Zoon Scan (7x7x7)/Cube 0:** Measurement grid: dx=5mm, dy=5mm, dz=5mm


Peak SAR (extrapolated) = 2.75 W/kg

SAR(1 g) = 0.975 mW/g; SAR(10 g) = 0.373 mW/g

Reference Value = 22.9 V/m

Power Drift = 0.08 dB

Maximum value of SAR = 1.02 mW/g



Test Laboratory: Advance Data Technology

**PDA HC02U Mode 3 with the fully charged battery(Sanyo, model: UF553450R)**

**EUT: PDA ; Type: HC02U ; Test Channel Frequency: 2412 MHz**

Communication System: 802.11b ; Frequency: 2412 MHz; Duty Cycle: 1:1; Modulation type: CCK  
Medium: MSL2450 ( $\sigma = 1.938$  mho/m,  $\epsilon_r = 52.79$ ,  $\rho = 1000$  kg/m<sup>3</sup>) ; Liquid level : 155mm

Phantom section: Flat Section ; Separation distance : 0mm(The tip of the EUT to the Phantom)

Antenna type : Internal Antenna ; Air temp. : 23degrees ; Liquid temp. : 21degrees

DASY4 Configuration:

- Probe: ET3DV6 - SN1686; ConvF(4.5, 4.5, 4.5); Calibrated: 2003/6/18

- Sensor-Surface: 4mm (Mechanical Surface Detection)

- Electronics: DAE3 Sn510;

- Phantom: SAM Twin Phantom V4.0; Type: QD 000 P40 CA; Serial: TP-1150

- Measurement SW: DASY4, V4.1 Build 47; Postprocessing SW: SEMCAD, V1.6 Build 115

**PDA Channel 1/Area Scan (81x61x1):** Measurement grid: dx=15mm, dy=15mm

Reference Value = 15.8 V/m

Power Drift = -0.1 dB

Maximum value of SAR = 0.526 mW/g

**PDA Channel 1/Zoon Scan (7x7x7)/Cube 0:** Measurement grid: dx=5mm, dy=5mm, dz=5mm

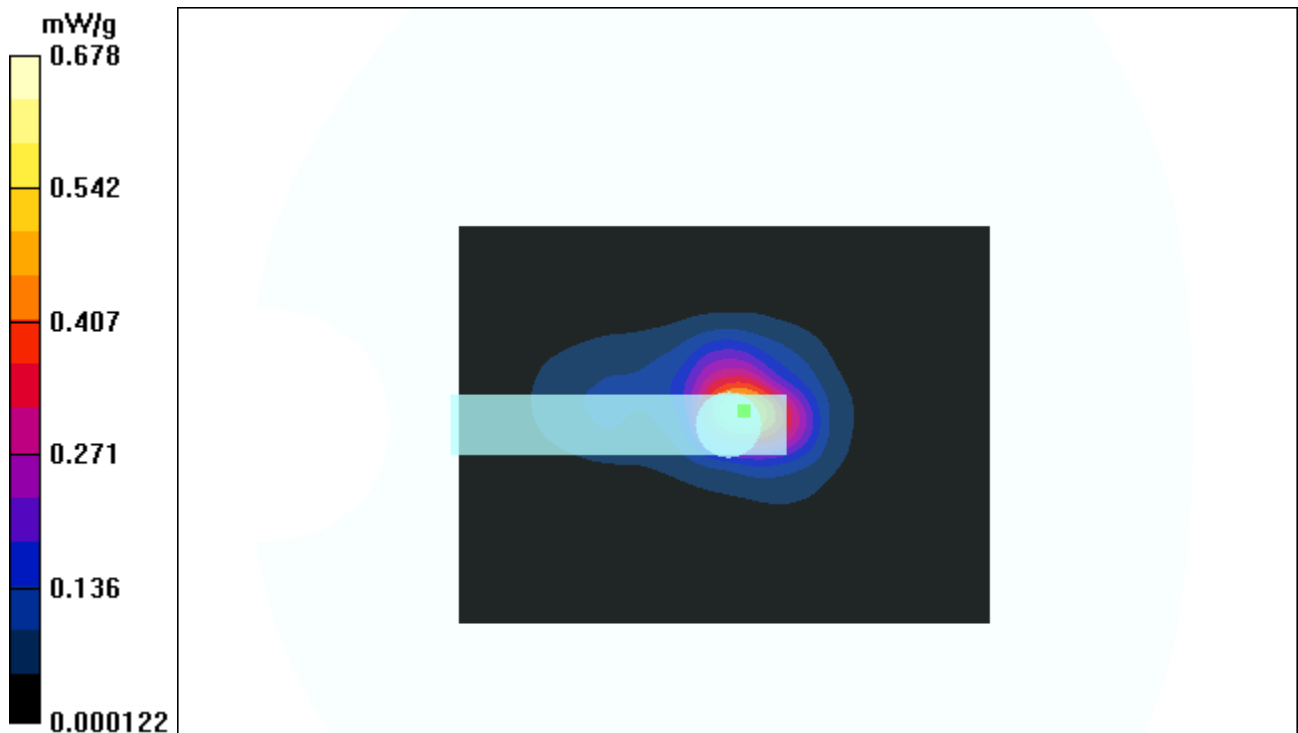
Peak SAR (extrapolated) = 2.05 W/kg

SAR(1 g) = 0.605 mW/g; SAR(10 g) = 0.213 mW/g

Reference Value = 15.8 V/m

Power Drift = -0.1 dB

Maximum value of SAR = 0.678 mW/g



Test Laboratory: Advance Data Technology

**PDA HC02U Mode 3 with the fully charged battery(Sanyo, model: UF553450R)**

**EUT: PDA ; Type: HC02U ; Test Channel Frequency: 2437 MHz**

Communication System: 802.11b ; Frequency: 2437 MHz; Duty Cycle: 1:1; Modulation type: CCK  
Medium: MSL2450 ( $\sigma = 1.966$  mho/m,  $\epsilon_r = 52.67$ ,  $\rho = 1000$  kg/m<sup>3</sup>) ; Liquid level : 155mm

Phantom section: Flat Section ; Separation distance : 0mm(The tip of the EUT to the Phantom)

Antenna type : Internal Antenna ; Air temp. : 23degrees ; Liquid temp. : 21degrees

DASY4 Configuration:

- Probe: ET3DV6 - SN1686; ConvF(4.5, 4.5, 4.5); Calibrated: 2003/6/18

- Sensor-Surface: 4mm (Mechanical Surface Detection)

- Electronics: DAE3 Sn510;

- Phantom: SAM Twin Phantom V4.0; Type: QD 000 P40 CA; Serial: TP-1150

- Measurement SW: DASY4, V4.1 Build 47; Postprocessing SW: SEMCAD, V1.6 Build 115

**PDA Channel 6/Area Scan (81x61x1):** Measurement grid: dx=15mm, dy=15mm

Reference Value = 11.9 V/m

Power Drift = 0.08 dB

Maximum value of SAR = 0.438 mW/g

**PDA Channel 6/Zoon Scan (7x7x7)/Cube 0:** Measurement grid: dx=5mm, dy=5mm, dz=5mm

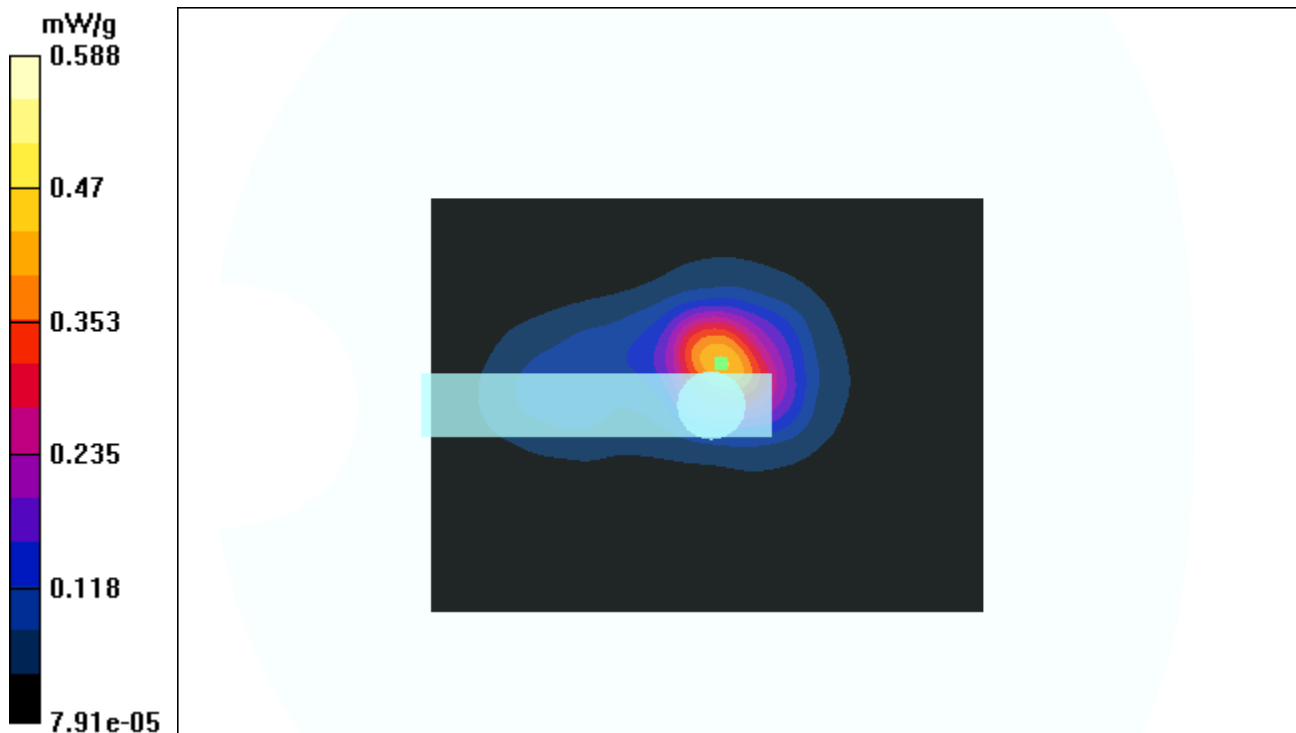
Peak SAR (extrapolated) = 2.01 W/kg

SAR(1 g) = 0.58 mW/g; SAR(10 g) = 0.202 mW/g

Reference Value = 11.9 V/m

Power Drift = 0.08 dB

Maximum value of SAR = 0.588 mW/g



Test Laboratory: Advance Data Technology

**PDA HC02U Mode 3 with the fully charged battery(Sanyo, model: UF553450R)**

**EUT: PDA ; Type: HC02U ; Test Channel Frequency: 2462 MHz**

Communication System: 802.11b ; Frequency: 2462 MHz; Duty Cycle: 1:1; Modulation type: CCK  
Medium: MSL2450 ( $\sigma = 1.998$  mho/m,  $\epsilon_r = 52.55$ ,  $\rho = 1000$  kg/m<sup>3</sup>) ; Liquid level : 155mm

Phantom section: Flat Section ; Separation distance : 0mm(The tip of the EUT to the Phantom)

Antenna type : Internal Antenna ; Air temp. : 23degrees ; Liquid temp. : 21degrees

DASY4 Configuration:

- Probe: ET3DV6 - SN1686; ConvF(4.5, 4.5, 4.5); Calibrated: 2003/6/18

- Sensor-Surface: 4mm (Mechanical Surface Detection)

- Electronics: DAE3 Sn510;

- Phantom: SAM Twin Phantom V4.0; Type: QD 000 P40 CA; Serial: TP-1150

- Measurement SW: DASY4, V4.1 Build 47; Postprocessing SW: SEMCAD, V1.6 Build 115

**PDA Channel 11/Area Scan (81x61x1):** Measurement grid: dx=15mm, dy=15mm

Reference Value = 16.9 V/m

Power Drift = -0.2 dB

Maximum value of SAR = 0.622 mW/g

**PDA Channel 11/Zoon Scan (7x7x7)/Cube 0:** Measurement grid: dx=5mm, dy=5mm, dz=5mm

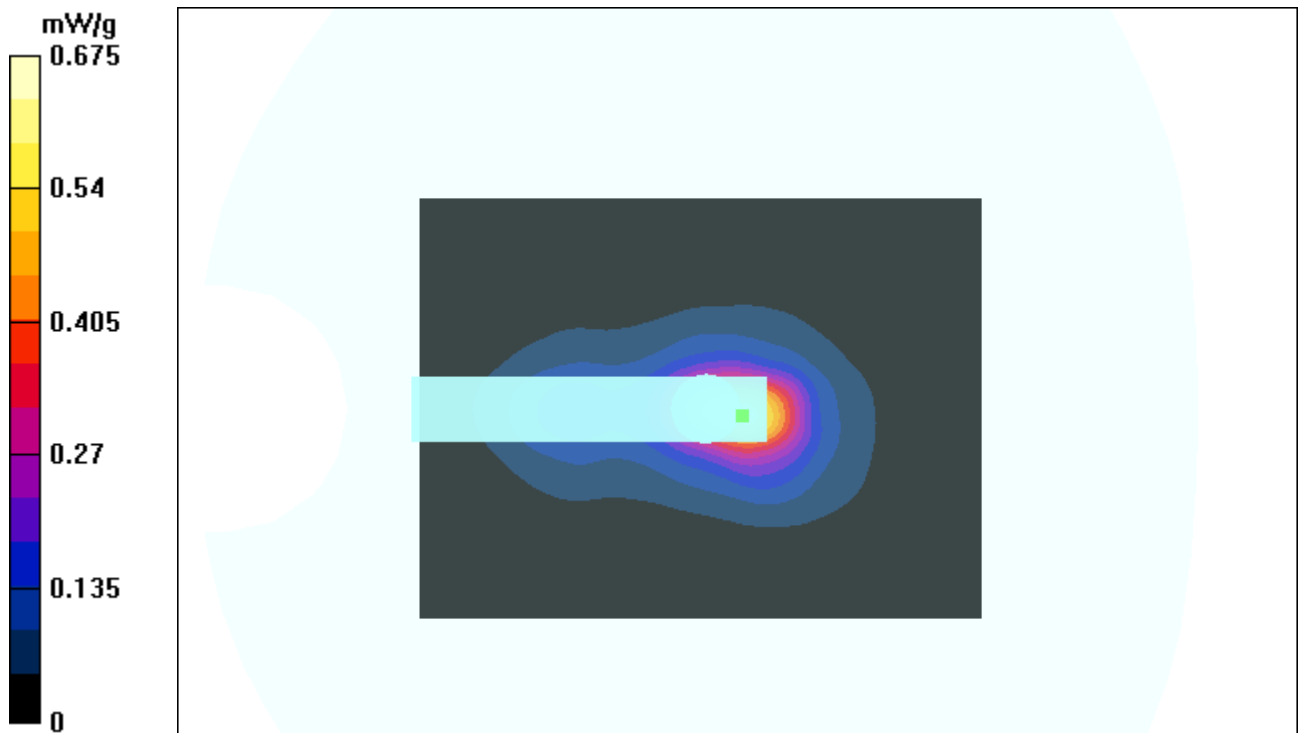
Peak SAR (extrapolated) = 2.37 W/kg

SAR(1 g) = 0.649 mW/g; SAR(10 g) = 0.236 mW/g

Reference Value = 16.9 V/m

Power Drift = -0.2 dB

Maximum value of SAR = 0.675 mW/g



Test Laboratory: Advance Data Technology

**PDA HC02U Mode 4 with the fully charged battery(Sanyo, model: UF553450R)**

**EUT: PDA ; Type: HC02U ; Test Channel Frequency: 2412 MHz**

Communication System: 802.11b ; Frequency: 2412 MHz; Duty Cycle: 1:1; Modulation type: CCK  
Medium: MSL2450 ( $\sigma = 1.938$  mho/m,  $\epsilon_r = 52.79$ ,  $\rho = 1000$  kg/m<sup>3</sup>) ; Liquid level : 155mm

Phantom section: Flat Section ; Separation distance : 0mm(The bottom side of the EUT to the Phantom and EUT attached the belt clip)

Antenna type : Internal Antenna ; Air temp. : 23.0 degrees ; Liquid temp. : 21.0 degrees

DASY4 Configuration:

- Probe: ET3DV6 - SN1686; ConvF(4.5, 4.5, 4.5); Calibrated: 2003/6/18
- Sensor-Surface: 4mm (Mechanical Surface Detection)
- Electronics: DAE3 Sn510;
- Phantom: SAM Twin Phantom V4.0; Type: QD 000 P40 CA; Serial: TP-1150
- Measurement SW: DASY4, V4.1 Build 47; Postprocessing SW: SEMCAD, V1.6 Build 115

**PDA Channel 1/Area Scan (81x61x1):** Measurement grid: dx=15mm, dy=15mm

Reference Value = 6.54 V/m

Power Drift = -0.3 dB

Maximum value of SAR = 0.153 mW/g

**PDA Channel 1/Zoon Scan (7x7x7)/Cube 0:** Measurement grid: dx=5mm, dy=5mm, dz=5mm


Peak SAR (extrapolated) = 0.322 W/kg

SAR(1 g) = 0.15 mW/g; SAR(10 g) = 0.074 mW/g

Reference Value = 6.54 V/m

Power Drift = -0.3 dB

Maximum value of SAR = 0.156 mW/g



Test Laboratory: Advance Data Technology

**PDA HC02U Mode 4 with the fully charged battery(Sanyo, model: UF553450R)**

**EUT: PDA ; Type: HC02U ; Test Channel Frequency: 2437 MHz**

Communication System: 802.11b ; Frequency: 2437 MHz; Duty Cycle: 1:1; Modulation type: CCK  
Medium: MSL2450 ( $\sigma = 1.966 \text{ mho/m}$ ,  $\epsilon_r = 52.67$ ,  $\rho = 1000 \text{ kg/m}^3$ ) ; Liquid level : 155mm

Phantom section: Flat Section ; Separation distance : 0mm(The bottom side of the EUT to the Phantom and EUT attached the belt clip)

Antenna type : Internal Antenna ; Air temp. : 23.0 degrees ; Liquid temp. : 21.0 degrees

DASY4 Configuration:

- Probe: ET3DV6 - SN1686; ConvF(4.5, 4.5, 4.5); Calibrated: 2003/6/18
- Sensor-Surface: 4mm (Mechanical Surface Detection)
- Electronics: DAE3 Sn510;
- Phantom: SAM Twin Phantom V4.0; Type: QD 000 P40 CA; Serial: TP-1150
- Measurement SW: DASY4, V4.1 Build 47; Postprocessing SW: SEMCAD, V1.6 Build 115

**PDA Channel 6/Area Scan (81x61x1):** Measurement grid: dx=15mm, dy=15mm

Reference Value = 7.3 V/m

Power Drift = 0.009 dB

Maximum value of SAR = 0.174 mW/g

**PDA Channel 6/Zoon Scan (7x7x7)/Cube 0:** Measurement grid: dx=5mm, dy=5mm, dz=5mm


Peak SAR (extrapolated) = 0.382 W/kg

SAR(1 g) = 0.171 mW/g; SAR(10 g) = 0.0846 mW/g

Reference Value = 7.3 V/m

Power Drift = 0.009 dB

Maximum value of SAR = 0.179 mW/g





Test Laboratory: Advance Data Technology

**PDA HC02U Mode 4 with the fully charged battery(Sanyo, model: UF553450R)**

**EUT: PDA ; Type: HC02U ; Test Channel Frequency: 2462 MHz**

Communication System: 802.11b ; Frequency: 2462 MHz; Duty Cycle: 1:1; Modulation type: CCK  
Medium: MSL2450 ( $\sigma = 1.998$  mho/m,  $\epsilon_r = 52.546$ ,  $\rho = 1000$  kg/m<sup>3</sup>) ; Liquid level : 155mm

Phantom section: Flat Section ; Separation distance : 0mm(The bottom side of the EUT to the Phantom and EUT attached the belt clip)

Antenna type : Internal Antenna ; Air temp. : 23.0 degrees ; Liquid temp. : 21.0 degrees

DASY4 Configuration:

- Probe: ET3DV6 - SN1686; ConvF(4.5, 4.5, 4.5); Calibrated: 2003/6/18
- Sensor-Surface: 4mm (Mechanical Surface Detection)
- Electronics: DAE3 Sn510;
- Phantom: SAM Twin Phantom V4.0; Type: QD 000 P40 CA; Serial: TP-1150
- Measurement SW: DASY4, V4.1 Build 47; Postprocessing SW: SEMCAD, V1.6 Build 115

**PDA Channel 11/Area Scan (81x61x1):** Measurement grid: dx=15mm, dy=15mm

Reference Value = 8.86 V/m

Power Drift = -0.2 dB

Maximum value of SAR = 0.248 mW/g

**PDA Channel 11/Zoon Scan (7x7x7)/Cube 0:** Measurement grid: dx=5mm, dy=5mm, dz=5mm


Peak SAR (extrapolated) = 0.52 W/kg

SAR(1 g) = 0.237 mW/g; SAR(10 g) = 0.118 mW/g

Reference Value = 8.86 V/m

Power Drift = -0.2 dB

Maximum value of SAR = 0.246 mW/g



Test Laboratory: Advance Data Technology

**PDA HC02U Mode 5 with the fully charged battery (Sanyo, model UF103450P)**

**EUT: PDA ; Type: HC02U ; Test Channel Frequency: 2412 MHz**

Communication System: 802.11b ; Frequency: 2412 MHz; Duty Cycle: 1:1; Modulation type: CCK  
Medium: MSL2450 ( $\sigma = 1.938$  mho/m,  $\epsilon_r = 52.79$ ,  $\rho = 1000$  kg/m<sup>3</sup>) ; Liquid level : 155mm

Phantom section: Flat Section ; Separation distance : 7mm(The bottom of the EUT to the Phantom)

Antenna type : Internal Antenna ; Air temp. : 23.0 degrees ; Liquid temp. : 21.0 degrees

DASY4 Configuration:

- Probe: ET3DV6 - SN1686; ConvF(4.5, 4.5, 4.5); Calibrated: 2003/6/18

- Sensor-Surface: 4mm (Mechanical Surface Detection)

- Electronics: DAE3 Sn510;

- Phantom: SAM Twin Phantom V4.0; Type: QD 000 P40 CA; Serial: TP-1150

- Measurement SW: DASY4, V4.1 Build 47; Postprocessing SW: SEMCAD, V1.6 Build 115

**PDA Channel 1/Area Scan (81x61x1):** Measurement grid: dx=15mm, dy=15mm

Reference Value = 12.2 V/m

Power Drift = -0.06 dB

Maximum value of SAR = 0.364 mW/g

**PDA Channel 1/Zoon Scan (7x7x7)/Cube 0:** Measurement grid: dx=5mm, dy=5mm, dz=5mm


Peak SAR (extrapolated) = 0.808 W/kg

SAR(1 g) = 0.335 mW/g; SAR(10 g) = 0.156 mW/g

Reference Value = 12.2 V/m

Power Drift = -0.06 dB

Maximum value of SAR = 0.359 mW/g



Test Laboratory: Advance Data Technology

**PDA HC02U Mode 5 with the fully charged battery (Sanyo, model UF103450P)**

**EUT: PDA ; Type: HC02U ; Test Channel Frequency: 2437 MHz**

Communication System: 802.11b ; Frequency: 2437 MHz; Duty Cycle: 1:1; Modulation type: CCK  
Medium: MSL2450 ( $\sigma = 1.966$  mho/m,  $\epsilon_r = 52.67$ ,  $\rho = 1000$  kg/m<sup>3</sup>) ; Liquid level : 155mm

Phantom section: Flat Section ; Separation distance : 7mm(The bottom of the EUT to the Phantom)

Antenna type : Internal Antenna ; Air temp. : 23.0 degrees ; Liquid temp. : 21.0 degrees

DASY4 Configuration:

- Probe: ET3DV6 - SN1686; ConvF(4.5, 4.5, 4.5); Calibrated: 2003/6/18

- Sensor-Surface: 4mm (Mechanical Surface Detection)

- Electronics: DAE3 Sn510;

- Phantom: SAM Twin Phantom V4.0; Type: QD 000 P40 CA; Serial: TP-1150

- Measurement SW: DASY4, V4.1 Build 47; Postprocessing SW: SEMCAD, V1.6 Build 115

**PDA Channel 6/Area Scan (81x61x1):** Measurement grid: dx=15mm, dy=15mm

Reference Value = 11.5 V/m

Power Drift = -0.04 dB

Maximum value of SAR = 0.344 mW/g

**PDA Channel 6/Zoon Scan (7x7x7)/Cube 0:** Measurement grid: dx=5mm, dy=5mm, dz=5mm


Peak SAR (extrapolated) = 0.827 W/kg

SAR(1 g) = 0.338 mW/g; SAR(10 g) = 0.155 mW/g

Reference Value = 11.5 V/m

Power Drift = -0.04 dB

Maximum value of SAR = 0.352 mW/g



Test Laboratory: Advance Data Technology

**PDA HC02U Mode 5 with the fully charged battery (Sanyo, model UF103450P)**

**EUT: PDA ; Type: HC02U ; Test Channel Frequency: 2462 MHz**

Communication System: 802.11b ; Frequency: 2462 MHz; Duty Cycle: 1:1; Modulation type: CCK  
Medium: MSL2450 ( $\sigma = 1.998$  mho/m,  $\epsilon_r = 52.55$ ,  $\rho = 1000$  kg/m<sup>3</sup>) ; Liquid level : 155mm

Phantom section: Flat Section ; Separation distance : 7mm(The bottom of the EUT to the Phantom)

Antenna type : Internal Antenna ; Air temp. : 23.0 degrees ; Liquid temp. : 21.0 degrees

DASY4 Configuration:

- Probe: ET3DV6 - SN1686; ConvF(4.5, 4.5, 4.5); Calibrated: 2003/6/18

- Sensor-Surface: 4mm (Mechanical Surface Detection)

- Electronics: DAE3 Sn510;

- Phantom: SAM Twin Phantom V4.0; Type: QD 000 P40 CA; Serial: TP-1150

- Measurement SW: DASY4, V4.1 Build 47; Postprocessing SW: SEMCAD, V1.6 Build 115

**PDA Channel 11/Area Scan (81x61x1):** Measurement grid: dx=15mm, dy=15mm

Reference Value = 12.1 V/m

Power Drift = -0.09 dB

Maximum value of SAR = 0.372 mW/g

**PDA Channel 11/Zoon Scan (7x7x7)/Cube 0:** Measurement grid: dx=5mm, dy=5mm, dz=5mm


Peak SAR (extrapolated) = 0.826 W/kg

SAR(1 g) = 0.352 mW/g; SAR(10 g) = 0.167 mW/g

Reference Value = 12.1 V/m

Power Drift = -0.09 dB

Maximum value of SAR = 0.366 mW/g



Test Laboratory: Advance Data Technology

**PDA HC02U Mode 6 with the fully charged battery (Sanyo, model UF103450P)**

**EUT: PDA ; Type: HC02U ; Test Channel Frequency: 2412 MHz**

Communication System: 802.11b ; Frequency: 2412 MHz; Duty Cycle: 1:1; Modulation type: CCK  
Medium: MSL2450 ( $\sigma = 1.938$  mho/m,  $\epsilon_r = 52.79$ ,  $\rho = 1000$  kg/m<sup>3</sup>) ; Liquid level : 155mm

Phantom section: Flat Section ; Separation distance : 0mm(Front side of the EUT to the Phantom)

Antenna type : Internal Antenna ; Air temp. : 23 degrees ; Liquid temp. : 21 degrees

DASY4 Configuration:

- Probe: ET3DV6 - SN1686; ConvF(4.5, 4.5, 4.5); Calibrated: 2003/6/18

- Sensor-Surface: 4mm (Mechanical Surface Detection)

- Electronics: DAE3 Sn510; Calibrated: 2003/6/2

- Phantom: SAM Twin Phantom V4.0; Type: QD 000 P40 CA; Serial: TP-1150

- Measurement SW: DASY4, V4.1 Build 47; Postprocessing SW: SEMCAD, V1.6 Build 115

**PDA Channel 1/Area Scan (81x61x1):** Measurement grid: dx=15mm, dy=15mm

Reference Value = 16.8 V/m

Power Drift = -0.04 dB

Maximum value of SAR = 0.742 mW/g

**PDA Channel 1/Zoon Scan (7x7x7)/Cube 0:** Measurement grid: dx=5mm, dy=5mm, dz=5mm


Peak SAR (extrapolated) = 1.8 W/kg

SAR(1 g) = 0.67 mW/g; SAR(10 g) = 0.266 mW/g

Reference Value = 16.8 V/m

Power Drift = -0.04 dB

Maximum value of SAR = 0.739 mW/g



Test Laboratory: Advance Data Technology

**PDA HC02U Mode 6 with the fully charged battery (Sanyo, model UF103450P)**

**EUT: PDA ; Type: HC02U ; Test Channel Frequency: 2437 MHz**

Communication System: 802.11b ; Frequency: 2437 MHz; Duty Cycle: 1:1; Modulation type: CCK  
Medium: MSL2450 ( $\sigma = 1.966$  mho/m,  $\epsilon_r = 52.67$ ,  $\rho = 1000$  kg/m<sup>3</sup>) ; Liquid level : 155mm

Phantom section: Flat Section ; Separation distance : 0mm(Front side of the EUT to the Phantom)

Antenna type : Internal Antenna ; Air temp. : 23 degrees ; Liquid temp. : 21 degrees

DASY4 Configuration:

- Probe: ET3DV6 - SN1686; ConvF(4.5, 4.5, 4.5); Calibrated: 2003/6/18

- Sensor-Surface: 4mm (Mechanical Surface Detection)

- Electronics: DAE3 Sn510; Calibrated: 2003/6/2

- Phantom: SAM Twin Phantom V4.0; Type: QD 000 P40 CA; Serial: TP-1150

- Measurement SW: DASY4, V4.1 Build 47; Postprocessing SW: SEMCAD, V1.6 Build 115

**PDA Channel 6/Area Scan (81x61x1):** Measurement grid: dx=15mm, dy=15mm

Reference Value = 15.9 V/m

Power Drift = 0.2 dB

Maximum value of SAR = 0.697 mW/g

**PDA Channel 6/Zoon Scan (7x7x7)/Cube 0:** Measurement grid: dx=5mm, dy=5mm, dz=5mm


Peak SAR (extrapolated) = 1.86 W/kg

SAR(1 g) = 0.692 mW/g; SAR(10 g) = 0.273 mW/g

Reference Value = 15.9 V/m

Power Drift = 0.2 dB

Maximum value of SAR = 0.768 mW/g



Test Laboratory: Advance Data Technology

**PDA HC02U Mode 6 with the fully charged battery (Sanyo, model UF103450P)**

**EUT: PDA ; Type: HC02U ; Test Channel Frequency: 2462 MHz**

Communication System: 802.11b ; Frequency: 2462 MHz; Duty Cycle: 1:1; Modulation type: CCK  
Medium: MSL2450 ( $\sigma = 1.998$  mho/m,  $\epsilon_r = 52.55$ ,  $\rho = 1000$  kg/m<sup>3</sup>) ; Liquid level : 155mm

Phantom section: Flat Section ; Separation distance : 0mm(Front side of the EUT to the Phantom)

Antenna type : Internal Antenna ; Air temp. : 23 degrees ; Liquid temp. : 21 degrees

DASY4 Configuration:

- Probe: ET3DV6 - SN1686; ConvF(4.5, 4.5, 4.5); Calibrated: 2003/6/18

- Sensor-Surface: 4mm (Mechanical Surface Detection)

- Electronics: DAE3 Sn510; Calibrated: 2003/6/2

- Phantom: SAM Twin Phantom V4.0; Type: QD 000 P40 CA; Serial: TP-1150

- Measurement SW: DASY4, V4.1 Build 47; Postprocessing SW: SEMCAD, V1.6 Build 115

**PDA Channel 11/Area Scan (81x61x1):** Measurement grid: dx=15mm, dy=15mm

Reference Value = 19.5 V/m

Power Drift = 0.2 dB

Maximum value of SAR = 1.06 mW/g

**PDA Channel 11/Zoon Scan (7x7x7)/Cube 0:** Measurement grid: dx=5mm, dy=5mm, dz=5mm


Peak SAR (extrapolated) = 2.66 W/kg

SAR(1 g) = 0.973 mW/g; SAR(10 g) = 0.382 mW/g

Reference Value = 19.5 V/m

Power Drift = 0.2 dB

Maximum value of SAR = 1.08 mW/g



Test Laboratory: Advance Data Technology

**PDA HC02U Mode 7 with the fully charged battery (Samsung, model ICP553450R)**

**EUT: PDA ; Type: HC02U ; Test Channel Frequency: 2412 MHz**

Communication System: 802.11b ; Frequency: 2412 MHz; Duty Cycle: 1:1; Modulation type: CCK  
Medium: MSL2450 ( $\sigma = 1.938$  mho/m,  $\epsilon_r = 52.79$ ,  $\rho = 1000$  kg/m<sup>3</sup>) ; Liquid level : 155mm

Phantom section: Flat Section ; Separation distance : 0mm(The bottom of the EUT to the Phantom)

Antenna type : Internal Antenna ; Air temp. : 23.0 degrees ; Liquid temp. : 21.0 degrees

DASY4 Configuration:

- Probe: ET3DV6 - SN1686; ConvF(4.5, 4.5, 4.5); Calibrated: 2003/6/18

- Sensor-Surface: 4mm (Mechanical Surface Detection)

- Electronics: DAE3 Sn510;

- Phantom: SAM Twin Phantom V4.0; Type: QD 000 P40 CA; Serial: TP-1150

- Measurement SW: DASY4, V4.1 Build 47; Postprocessing SW: SEMCAD, V1.6 Build 115

**PDA Channel 1/Area Scan (81x61x1):** Measurement grid: dx=15mm, dy=15mm

Reference Value = 15.9 V/m

Power Drift = -0.1 dB

Maximum value of SAR = 0.688 mW/g

**PDA Channel 1/Zoon Scan (7x7x7)/Cube 0:** Measurement grid: dx=5mm, dy=5mm, dz=5mm


Peak SAR (extrapolated) = 1.8 W/kg

SAR(1 g) = 0.659 mW/g; SAR(10 g) = 0.261 mW/g

Reference Value = 15.9 V/m

Power Drift = -0.1 dB

Maximum value of SAR = 0.739 mW/g





Test Laboratory: Advance Data Technology

**PDA HC02U Mode 7 with the fully charged battery (Samsung, model ICP553450R)**

**EUT: PDA ; Type: HC02U ; Test Channel Frequency: 2437 MHz**

Communication System: 802.11b ; Frequency: 2437 MHz; Duty Cycle: 1:1; Modulation type: CCK  
Medium: MSL2450 ( $\sigma = 1.966$  mho/m,  $\epsilon_r = 52.67$ ,  $\rho = 1000$  kg/m<sup>3</sup>) ; Liquid level : 155mm

Phantom section: Flat Section ; Separation distance : 0mm(The bottom of the EUT to the Phantom)

Antenna type : Internal Antenna ; Air temp. : 23.0 degrees ; Liquid temp. : 21.0 degrees

DASY4 Configuration:

- Probe: ET3DV6 - SN1686; ConvF(4.5, 4.5, 4.5); Calibrated: 2003/6/18

- Sensor-Surface: 4mm (Mechanical Surface Detection)

- Electronics: DAE3 Sn510;

- Phantom: SAM Twin Phantom V4.0; Type: QD 000 P40 CA; Serial: TP-1150

- Measurement SW: DASY4, V4.1 Build 47; Postprocessing SW: SEMCAD, V1.6 Build 115

**PDA Channel 6/Area Scan (81x61x1):** Measurement grid: dx=15mm, dy=15mm

Reference Value = 15.9 V/m

Power Drift = -0.04 dB

Maximum value of SAR = 0.753 mW/g

**PDA Channel 6/Zoon Scan (7x7x7)/Cube 0:** Measurement grid: dx=5mm, dy=5mm, dz=5mm

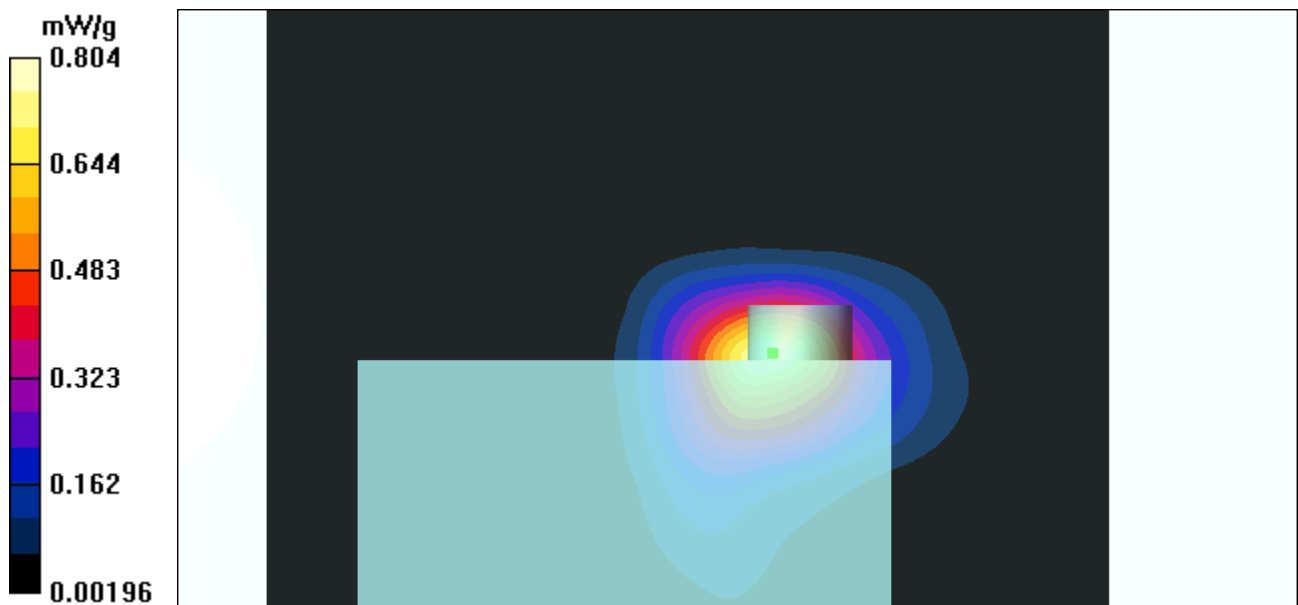
Peak SAR (extrapolated) = 1.88 W/kg

SAR(1 g) = 0.731 mW/g; SAR(10 g) = 0.294 mW/g

Reference Value = 15.9 V/m

Power Drift = -0.04 dB

Maximum value of SAR = 0.804 mW/g



Test Laboratory: Advance Data Technology

**PDA HC02U Mode 7 with the fully charged battery (Samsung, model ICP553450R)**

**EUT: PDA ; Type: HC02U ; Test Channel Frequency: 2462 MHz**

Communication System: 802.11b ; Frequency: 2462 MHz; Duty Cycle: 1:1; Modulation type: CCK  
Medium: MSL2450 ( $\sigma = 1.998$  mho/m,  $\epsilon_r = 52.55$ ,  $\rho = 1000$  kg/m<sup>3</sup>) ; Liquid level : 155mm

Phantom section: Flat Section ; Separation distance : 0mm(The bottom of the EUT to the Phantom)

Antenna type : Internal Antenna ; Air temp. : 23.0 degrees ; Liquid temp. : 21.0 degrees

DASY4 Configuration:

- Probe: ET3DV6 - SN1686; ConvF(4.5, 4.5, 4.5); Calibrated: 2003/6/18

- Sensor-Surface: 4mm (Mechanical Surface Detection)

- Electronics: DAE3 Sn510;

- Phantom: SAM Twin Phantom V4.0; Type: QD 000 P40 CA; Serial: TP-1150

- Measurement SW: DASY4, V4.1 Build 47; Postprocessing SW: SEMCAD, V1.6 Build 115

**PDA Channel 11/Area Scan (81x61x1):** Measurement grid: dx=15mm, dy=15mm

Reference Value = 16 V/m

Power Drift = 0.06 dB

Maximum value of SAR = 0.895 mW/g

**PDA Channel 11/Zoon Scan (7x7x7)/Cube 0:** Measurement grid: dx=5mm, dy=5mm, dz=5mm

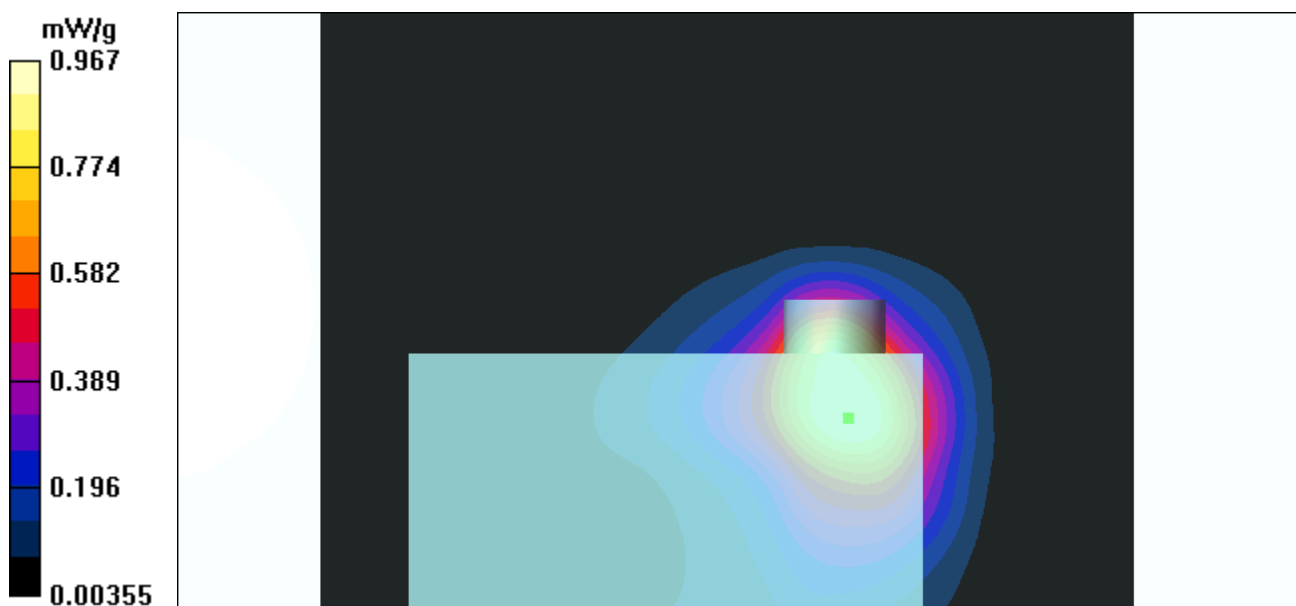
Peak SAR (extrapolated) = 2.31 W/kg

SAR(1 g) = 0.923 mW/g; SAR(10 g) = 0.429 mW/g

Reference Value = 16 V/m

Power Drift = 0.06 dB

Maximum value of SAR = 0.967 mW/g



Test Laboratory: Advance Data Technology

**PDA HC02U Mode 8 with the fully charged battery (Samsung, model ICP553450R)**

**EUT: PDA ; Type: HC02U ; Test Channel Frequency: 2412 MHz**

Communication System: 802.11b ; Frequency: 2412 MHz; Duty Cycle: 1:1; Modulation type: CCK  
Medium: MSL2450 ( $\sigma = 1.938$  mho/m,  $\epsilon_r = 52.79$ ,  $\rho = 1000$  kg/m<sup>3</sup>) ; Liquid level : 155mm

Phantom section: Flat Section ; Separation distance : 0mm(Front side of the EUT to the Phantom)

Antenna type : Internal Antenna ; Air temp. : 23 degrees ; Liquid temp. : 21 degrees

DASY4 Configuration:

- Probe: ET3DV6 - SN1686; ConvF(4.5, 4.5, 4.5); Calibrated: 2003/6/18

- Sensor-Surface: 4mm (Mechanical Surface Detection)

- Electronics: DAE3 Sn510; Calibrated: 2003/6/2

- Phantom: SAM Twin Phantom V4.0; Type: QD 000 P40 CA; Serial: TP-1150

- Measurement SW: DASY4, V4.1 Build 47; Postprocessing SW: SEMCAD, V1.6 Build 115

**PDA Channel 1/Area Scan (81x61x1):** Measurement grid: dx=15mm, dy=15mm

Reference Value = 15.8 V/m

Power Drift = -0.2 dB

Maximum value of SAR = 0.719 mW/g

**PDA Channel 1/Zoon Scan (7x7x7)/Cube 0:** Measurement grid: dx=5mm, dy=5mm, dz=5mm


Peak SAR (extrapolated) = 1.97 W/kg

SAR(1 g) = 0.722 mW/g; SAR(10 g) = 0.283 mW/g

Reference Value = 15.8 V/m

Power Drift = -0.2 dB

Maximum value of SAR = 0.802 mW/g



Test Laboratory: Advance Data Technology

**PDA HC02U Mode 8 with the fully charged battery (Samsung, model ICP553450R)**

**EUT: PDA ; Type: HC02U ; Test Channel Frequency: 2437 MHz**

Communication System: 802.11b ; Frequency: 2437 MHz; Duty Cycle: 1:1; Modulation type: CCK  
Medium: MSL2450 ( $\sigma = 1.966\text{mho/m}$ ,  $\epsilon_r = 52.67$ ,  $\rho = 1000\text{ kg/m}^3$ ) ; Liquid level : 155mm

Phantom section: Flat Section ; Separation distance : 0mm(Front side of the EUT to the Phantom)

Antenna type : Internal Antenna ; Air temp. : 23 degrees ; Liquid temp. : 21 degrees

DASY4 Configuration:

- Probe: ET3DV6 - SN1686; ConvF(4.5, 4.5, 4.5); Calibrated: 2003/6/18

- Sensor-Surface: 4mm (Mechanical Surface Detection)

- Electronics: DAE3 Sn510; Calibrated: 2003/6/2

- Phantom: SAM Twin Phantom V4.0; Type: QD 000 P40 CA; Serial: TP-1150

- Measurement SW: DASY4, V4.1 Build 47; Postprocessing SW: SEMCAD, V1.6 Build 115

**PDA Channel 6/Area Scan (81x61x1):** Measurement grid: dx=15mm, dy=15mm

Reference Value = 15.1 V/m

Power Drift = -0.07 dB

Maximum value of SAR = 0.708 mW/g

**PDA Channel 6/Zoon Scan (7x7x7)/Cube 0:** Measurement grid: dx=5mm, dy=5mm, dz=5mm


Peak SAR (extrapolated) = 2.06 W/kg

SAR(1 g) = 0.737 mW/g; SAR(10 g) = 0.287 mW/g

Reference Value = 15.1 V/m

Power Drift = -0.07 dB

Maximum value of SAR = 0.818 mW/g



Test Laboratory: Advance Data Technology

**PDA HC02U Mode 8 with the fully charged battery (Samsung, model ICP553450R)**

**EUT: PDA ; Type: HC02U ; Test Channel Frequency: 2462 MHz**

Communication System: 802.11b ; Frequency: 2462 MHz; Duty Cycle: 1:1; Modulation type: CCK  
Medium: MSL2450 ( $\sigma = 1.998 \text{ mho/m}$ ,  $\epsilon_r = 52.55$ ,  $\rho = 1000 \text{ kg/m}^3$ ) ; Liquid level : 155mm

Phantom section: Flat Section ; Separation distance : 0mm(Front side of the EUT to the Phantom)

Antenna type : Internal Antenna ; Air temp. : 23 degrees ; Liquid temp. : 21 degrees

DASY4 Configuration:

- Probe: ET3DV6 - SN1686; ConvF(4.5, 4.5, 4.5); Calibrated: 2003/6/18

- Sensor-Surface: 4mm (Mechanical Surface Detection)

- Electronics: DAE3 Sn510; Calibrated: 2003/6/2

- Phantom: SAM Twin Phantom V4.0; Type: QD 000 P40 CA; Serial: TP-1150

- Measurement SW: DASY4, V4.1 Build 47; Postprocessing SW: SEMCAD, V1.6 Build 115

**PDA Channel 11/Area Scan (81x61x1):** Measurement grid: dx=15mm, dy=15mm

Reference Value = 18.5 V/m

Power Drift = 0.03 dB

Maximum value of SAR = 0.999 mW/g

**PDA Channel 11/Zoon Scan (7x7x7)/Cube 0:** Measurement grid: dx=5mm, dy=5mm, dz=5mm


Peak SAR (extrapolated) = 2.54 W/kg

SAR(1 g) = 0.965 mW/g; SAR(10 g) = 0.388 mW/g

Reference Value = 18.5 V/m

Power Drift = 0.03 dB

Maximum value of SAR = 1.06 mW/g



Test Laboratory: Advance Data Technology

**PDA HC02U Mode 9 with the fully charged battery (Sanyo, model: UF553450R) and SD card**

**EUT: PDA ; Type: HC02U ; Test Channel Frequency: 2412 MHz**

Communication System: 802.11b ; Frequency: 2412 MHz; Duty Cycle: 1:1; Modulation type: CCK  
Medium: MSL2450 ( $\sigma = 1.938$  mho/m,  $\epsilon_r = 52.79$ ,  $\rho = 1000$  kg/m<sup>3</sup>) ; Liquid level : 155mm

Phantom section: Flat Section ; Separation distance : 0mm(Front side of the EUT to the Phantom)

Antenna type : Internal Antenna ; Air temp. : 23 degrees ; Liquid temp. : 21 degrees

DASY4 Configuration:

- Probe: ET3DV6 - SN1686; ConvF(4.5, 4.5, 4.5); Calibrated: 2003/6/18

- Sensor-Surface: 4mm (Mechanical Surface Detection)

- Electronics: DAE3 Sn510; Calibrated: 2003/6/2

- Phantom: SAM Twin Phantom V4.0; Type: QD 000 P40 CA; Serial: TP-1150

- Measurement SW: DASY4, V4.1 Build 47; Postprocessing SW: SEMCAD, V1.6 Build 115

**PDA Channel 1/Area Scan (81x61x1):** Measurement grid: dx=15mm, dy=15mm

Reference Value = 16.3 V/m

Power Drift = 0.2 dB

Maximum value of SAR = 0.712 mW/g

**PDA Channel 1/Zoon Scan (7x7x7)/Cube 0:** Measurement grid: dx=5mm, dy=5mm, dz=5mm


Peak SAR (extrapolated) = 1.88 W/kg

SAR(1 g) = 0.699 mW/g; SAR(10 g) = 0.279 mW/g

Reference Value = 16.3 V/m

Power Drift = 0.2 dB

Maximum value of SAR = 0.783 mW/g



Test Laboratory: Advance Data Technology

**PDA HC02U Mode 9 with the fully charged battery (Sanyo, model: UF553450R) and SD card**

**EUT: PDA ; Type: HC02U ; Test Channel Frequency: 2437 MHz**

Communication System: 802.11b ; Frequency: 2437 MHz; Duty Cycle: 1:1; Modulation type: CCK

Medium: MSL2450 ( $\sigma = 1.966$  mho/m,  $\epsilon_r = 52.67$ ,  $\rho = 1000$  kg/m<sup>3</sup>) ; Liquid level : 155mm

Phantom section: Flat Section ; Separation distance : 0mm(Front side of the EUT to the Phantom)

Antenna type : Internal Antenna ; Air temp. : 23 degrees ; Liquid temp. : 21 degrees

DASY4 Configuration:

- Probe: ET3DV6 - SN1686; ConvF(4.5, 4.5, 4.5); Calibrated: 2003/6/18

- Sensor-Surface: 4mm (Mechanical Surface Detection)

- Electronics: DAE3 Sn510; Calibrated: 2003/6/2

- Phantom: SAM Twin Phantom V4.0; Type: QD 000 P40 CA; Serial: TP-1150

- Measurement SW: DASY4, V4.1 Build 47; Postprocessing SW: SEMCAD, V1.6 Build 115

**PDA Channel 6/Area Scan (81x61x1):** Measurement grid: dx=15mm, dy=15mm

Reference Value = 16.4 V/m

Power Drift = -0.02 dB

Maximum value of SAR = 0.775 mW/g

**PDA Channel 6/Zoon Scan (7x7x7)/Cube 0:** Measurement grid: dx=5mm, dy=5mm, dz=5mm


Peak SAR (extrapolated) = 1.93 W/kg

SAR(1 g) = 0.731 mW/g; SAR(10 g) = 0.29 mW/g

Reference Value = 16.4 V/m

Power Drift = -0.02 dB

Maximum value of SAR = 0.816 mW/g



Test Laboratory: Advance Data Technology

**PDA HC02U Mode 9 with the fully charged battery (Sanyo, model: UF553450R) and SD card**

**EUT: PDA ; Type: HC02U ; Test Channel Frequency: 2462 MHz**

Communication System: 802.11b ; Frequency: 2462 MHz; Duty Cycle: 1:1; Modulation type: CCK

Medium: MSL2450 ( $\sigma = 1.998$  mho/m,  $\epsilon_r = 52.55$ ,  $\rho = 1000$  kg/m<sup>3</sup>) ; Liquid level : 155mm

Phantom section: Flat Section ; Separation distance : 0mm(Front side of the EUT to the Phantom)

Antenna type : Internal Antenna ; Air temp. : 23 degrees ; Liquid temp. : 21 degrees

DASY4 Configuration:

- Probe: ET3DV6 - SN1686; ConvF(4.5, 4.5, 4.5); Calibrated: 2003/6/18

- Sensor-Surface: 4mm (Mechanical Surface Detection)

- Electronics: DAE3 Sn510; Calibrated: 2003/6/2

- Phantom: SAM Twin Phantom V4.0; Type: QD 000 P40 CA; Serial: TP-1150

- Measurement SW: DASY4, V4.1 Build 47; Postprocessing SW: SEMCAD, V1.6 Build 115

**PDA Channel 11/Area Scan (81x61x1):** Measurement grid: dx=15mm, dy=15mm

Reference Value = 18.8V/m

Power Drift = -0.006 dB

Maximum value of SAR = 1.00 mW/g

**PDA Channel 11/Zoon Scan (7x7x7)/Cube 0:** Measurement grid: dx=5mm, dy=5mm, dz=5mm


Peak SAR (extrapolated) = 2.72 W/kg

SAR(1 g) = 0.962 mW/g; SAR(10 g) = 0.375 mW/g

Reference Value = 18.8 V/m

Power Drift = -0.006 dB

Maximum value of SAR = 1.03 mW/g





Test Laboratory: Advance Data Technology

**PDA HC02U Mode 2(Sanyo, model: UF553450R)**

**EUT: PDA ; Type: HC02U ; Test Channel Frequency: 2462 MHz**

Communication System: 802.11b ; Frequency: 2462 MHz; Duty Cycle: 1:1; Modulation type: CCK  
Medium: MSL2450 ( $\sigma = 1.998 \text{ mho/m}$ ,  $\epsilon = 52.55$ ,  $\rho = 1000 \text{ kg/m}^3$ ) ; Liquid level : 155mm

Phantom section: Flat Section ; Separation distance : 0mm(The front side of the EUT to the Phantom)

Antenna type : Internal Antenna ; Air temp. : 23.0 degrees ; Liquid temp. : 21.0 degrees

DASY4 Configuration:

- Probe: ET3DV6 - SN1686; ConvF(4.5, 4.5, 4.5); Calibrated: 2003/6/18
- Sensor-Surface: 4mm (Mechanical Surface Detection)
- Electronics: DAE3 Sn510;
- Phantom: SAM Twin Phantom V4.0; Type: QD 000 P40 CA; Serial: TP-1150
- Measurement SW: DASY4, V4.1 Build 47; Postprocessing SW: SEMCAD, V1.6 Build 115

**PDA Channel 11/Area Scan (81x61x1):** Measurement grid: dx=15mm, dy=15mm

Reference Value = 22.9 V/m

Power Drift = 0.08 dB

Maximum value of SAR = 1.06 mW/g

**PDA Channel 11/Zoon Scan (7x7x7)/Cube 0:** Measurement grid: dx=5mm, dy=5mm, dz=5mm

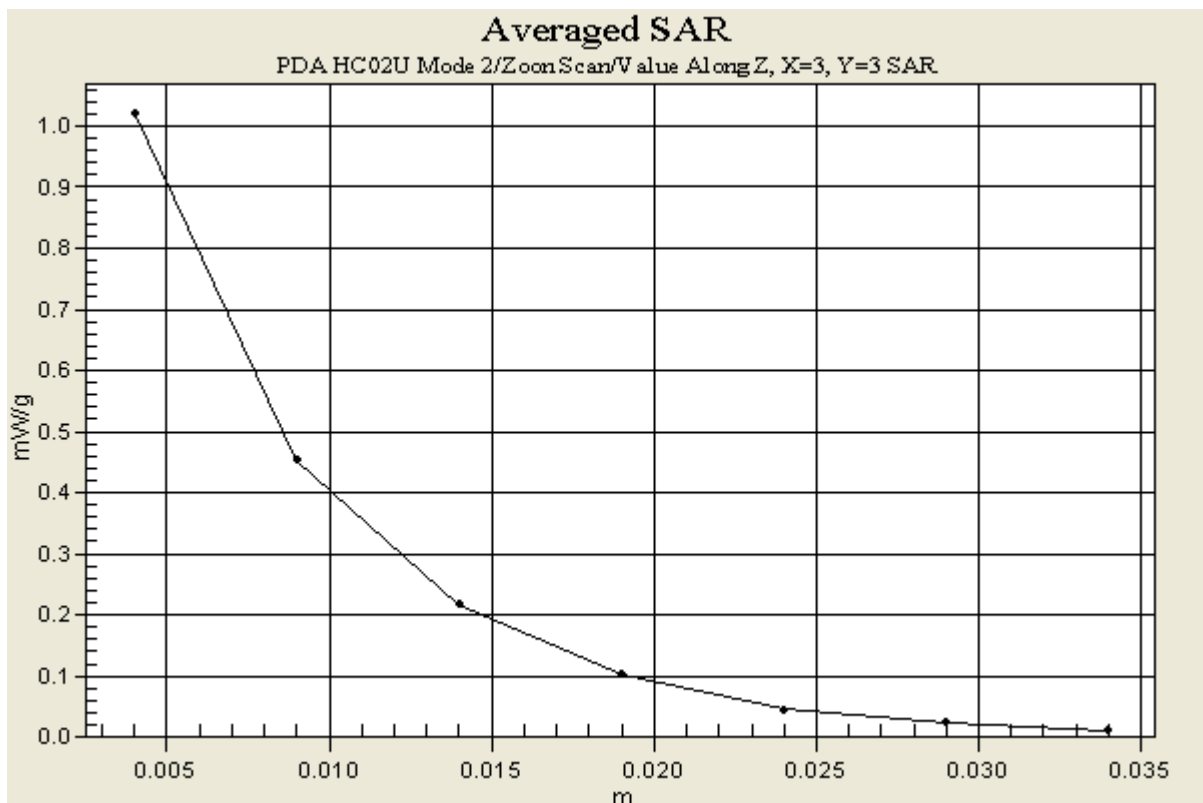
Peak SAR (extrapolated) = 2.75 W/kg

SAR(1 g) = 0.975 mW/g; SAR(10 g) = 0.373 mW/g

Reference Value = 22.9 V/m

Power Drift = 0.08 dB

Maximum value of SAR = 1.02 mW/g



### A3 : SYSTEM VALIDATION TEST DATA

Date/Time: 08/01/03 10:31:26

Test Laboratory: Advance Data Technology

#### SystemPerformanceCheck-Body 2450-2003-08-01

#### EUT: Dipole 2450 MHz ; Type: D2450V2

Communication System: CW ; Frequency: 2450 MHz; Duty Cycle: 1:1; Modulation type: CW  
Medium: MSL2450 ( $\sigma = 1.982$  mho/m,  $\epsilon_r = 52.60$ ,  $\rho = 1000$  kg/m<sup>3</sup>) ; Liquid level : 155mm  
Phantom section: Flat Section ; Separation distance : 10mm(The feetpoint of the dipole to the Phantom)  
Air temp. : 23.0 degrees ; Liquid temp. : 21.0 degrees

#### DASY4 Configuration:

- Probe: ET3DV6 - SN1686; ConvF(4.5, 4.5, 4.5); Calibrated: 2003/6/18
- Sensor-Surface: 4mm (Mechanical Surface Detection)
- Electronics: DAE3 Sn510;
- Phantom: SAM Twin Phantom V4.0; Type: QD 000 P40 CA; Serial: TP-1150
- Measurement SW: DASY4, V4.1 Build 47; Postprocessing SW: SEMCAD, V1.6 Build 115

**d=10mm, Pin=50mW/Area Scan (61x61x1):** Measurement grid: dx=15mm, dy=15mm  
Reference Value = 41.8 V/m  
Power Drift = -0.08 dB  
Maximum value of SAR = 3.19 mW/g

**d=10mm, Pin=50mW/Zoom Scan (7x7x7) (7x7x7)/Cube 0:** Measurement grid: dx=5mm, dy=5mm, dz=5mm  
Peak SAR (extrapolated) = 6.71 W/kg  
SAR(1 g) = 2.65 mW/g; SAR(10 g) = 1.29 mW/g  
Reference Value = 41.8 V/m  
Power Drift = -0.08 dB  
Maximum value of SAR = 3.17 mW/g

