

FCC Test Report (ENDC: n2+Band 5/12/13/30/48/66)

Report No.: RF200109E02-9

FCC ID: 2AQ68T99W175

Test Model: T99W175

Received Date: Jan. 10, 2020

Test Date: Apr. 23 ~ Apr. 26, 2020

Issued Date: Apr. 27, 2020

Applicant: Hon Lin Technology Co., Ltd.

Address: 11F, No. 32, Jihu Rd., Neihu Dist., Taipei City 114, Taiwan R.O.C.

Issued By: Bureau Veritas Consumer Products Services (H.K.) Ltd., Taoyuan Branch
Lin Kou Laboratories

Lab Address: No. 47-2, 14th Ling, Chia Pau Vil., Lin Kou Dist., New Taipei City, Taiwan

Test Location: No.19, Hwa Ya 2nd Rd., Wen Hwa Vil., Kwei Shan Dist., Taoyuan City
33383, Taiwan

FCC Registration / 788550 / TW0003

Designation Number:



This report is for your exclusive use. Any copying or replication of this report to or for any other person or entity, or use of our name or trademark, is permitted only with our prior written permission. This report sets forth our findings solely with respect to the test samples identified herein. The results set forth in this report are not indicative or representative of the quality or characteristics of the lot from which a test sample was taken or any similar or identical product specifically and expressly noted. Our report includes all of the tests requested by you and the results thereof based upon the information that you provided to us. You have 60 days from date of issuance of this report to notify us of any material error or omission caused by our negligence, provided, however, that such notice shall be in writing and shall specifically address the issue you wish to raise. A failure to raise such issue within the prescribed time shall constitute your unqualified acceptance of the completeness of this report, the tests conducted and the correctness of the report contents. Unless specific mention, the uncertainty of measurement has been explicitly taken into account to declare the compliance or non-compliance to the specification. The report must not be used by the client to claim product certification, approval, or endorsement by TAF or any government agencies

Table of Contents

Release Control Record	4
1 Certificate of Conformity	5
2 Summary of Test Results	6
2.1 Measurement Uncertainty.....	8
2.2 Test Site and Instruments.....	9
3 General Information	10
3.1 General Description of EUT.....	10
3.2 Configuration of System under Test.....	18
3.2.1 Description of Support Units.....	18
3.3 Test Mode Applicability and Tested Channel Detail.....	19
3.4 EUT Operating Conditions.....	32
3.5 General Description of Applied Standards and References.....	32
4 Test Types and Results	33
4.1 Output Power Measurement.....	33
4.1.1 Limits of Output Power Measurement.....	33
4.1.2 Test Procedures.....	33
4.1.3 Test Setup.....	35
4.1.4 Test Results.....	36
4.2 Modulation Characteristics Measurement.....	97
4.2.1 Limits of Modulation Characteristics.....	97
4.2.2 Test Procedure.....	97
4.2.3 Test Setup.....	97
4.2.4 Test Results.....	98
4.3 Frequency Stability Measurement.....	99
4.3.1 Limits of Frequency Stability Measurement.....	99
4.3.2 Test Procedure.....	99
4.3.3 Test Setup.....	99
4.3.4 Test Results.....	100
4.4 Occupied Bandwidth Measurement.....	126
4.4.1 Test Procedure.....	126
4.4.2 Test Setup.....	126
4.4.3 Test Result.....	127
4.5 Band Edge Measurement.....	153
4.5.1 Limits of Band Edge Measurement.....	153
4.5.2 Test Setup.....	154
4.5.3 Test Procedures.....	154
4.5.4 Test Results.....	155
4.6 Peak to Average Ratio.....	177
4.6.1 Limits of Peak to Average Ratio Measurement.....	177
4.6.2 Test Setup.....	177
4.6.3 Test Procedures.....	177
4.6.4 Test Results.....	178
4.7 Conducted Spurious Emissions.....	190
4.7.1 Limits of Conducted Spurious Emissions Measurement.....	190
4.7.2 Test Setup.....	190
4.7.3 Test Procedure.....	191
4.7.4 Test Results.....	192
4.8 Radiated Emission Measurement.....	238
4.8.1 Limits of Radiated Emission Measurement.....	238
4.8.2 Test Procedure.....	239
4.8.3 Deviation from Test Standard.....	239
4.8.4 Test Setup.....	240
4.8.5 Test Results.....	241

5	Pictures of Test Arrangements.....	291
	Appendix – Information of the Testing Laboratories	292

Release Control Record

Issue No.	Description	Date Issued
RF200109E02-9	Original release	Apr. 27, 2020

1 Certificate of Conformity

Product: 5G WWAN Module

Brand: Foxconn

Test Model: T99W175

Sample Status: Engineering Sample

Applicant: Hon Lin Technology Co., Ltd.

Test Date: Apr. 23 ~ Apr. 26, 2020

Standards: FCC Part 22, Subpart H
FCC Part 24, Subpart E
FCC Part 27, Subpart H, L, F, D
FCC Part 96

The above equipment has been tested by **Bureau Veritas Consumer Products Services (H.K.) Ltd., Taoyuan Branch**, and found compliance with the requirement of the above standards. The test record, data evaluation & Equipment Under Test (EUT) configurations represented herein are true and accurate accounts of the measurements of the sample's RF characteristics under the conditions specified in this report.

Prepared by : Pettie Chen, **Date:** Apr. 27, 2020
Pettie Chen / Senior Specialist

Approved by : Bruce Chen, **Date:** Apr. 27, 2020
Bruce Chen / Senior Project Engineer

2 Summary of Test Results

Applied Standard: FCC Part 24 & Part 2			
FCC Clause	Test Item	Result	Remarks
2.1046 24.232	Effective radiated power	Pass	Meet the requirement of limit.
2.1046 24.232(d)	Peak To Average Ratio	Pass	Meet the requirement of limit.
2.1047	Modulation Characteristics	Pass	Meet the requirement
2.1055 24.235	Frequency Stability	Pass	Meet the requirement of limit.
2.1049 24.238(b)	Occupied Bandwidth	Pass	Meet the requirement of limit.
24.238(b)	Band Edge Measurements	Pass	Meet the requirement of limit.
2.1051 24.238	Conducted Spurious Emissions	Pass	Meet the requirement of limit.
2.1053 24.238	Radiated Spurious Emissions	Pass	Meet the requirement of limit. Minimum passing margin is -11.6dB at 31.94MHz.

Note: Determining compliance based on the results of the compliance measurement, not taking into account measurement instrumentation uncertainty.

Applied Standard: FCC Part 22 & Part 2			
FCC Clause	Test Item	Result	Remarks
2.1046 22.913 (a)	Effective radiated power	Pass	Meet the requirement of limit.
22.913 (d)	Peak To Average Ratio	Pass	Meet the requirement of limit.
2.1055 22.355	Frequency Stability	Pass	Meet the requirement of limit.
2.1049	Occupied Bandwidth	Pass	Meet the requirement of limit.
22.917	Band Edge Measurements	Pass	Meet the requirement of limit.
2.1051 22.917	Conducted Spurious Emissions	Pass	Meet the requirement of limit.
2.1053 22.917	Radiated Spurious Emissions	Pass	Meet the requirement of limit. Minimum passing margin is -35.7dB at 30.00MHz.

Note: Determining compliance based on the results of the compliance measurement, not taking into account measurement instrumentation uncertainty.

Applied Standard: FCC Part 27 & Part 2

FCC Clause				Test Item	Result	Remarks
LTE B12	LTE B13	LTE B30	LTE B66			
2.1046 27.50 (c)	2.1046 27.50 (b)	2.1046 27.50 (a)(3)	2.1046 27.50 (d)(4)	Equivalent Isotropically Radiated Power / Equivalent Radiated Power	Pass	Meet the requirement of limit.
----	----	----	27.50 (d)(5)	Peak To Average Ratio	Pass	Meet the requirement of limit.
2.1055 27.54	2.1055 27.54	2.1055 27.54	2.1055 27.54	Frequency Stability Stay with the authorized bands of operation	Pass	Meet the requirement of limit.
2.1049	2.1049	2.1049	2.1049	Occupied Bandwidth	Pass	Meet the requirement of limit.
2.1051 27.53(g)	2.1051 27.53(c)	2.1051 27.53 (a)(4)	2.1051 27.53(h)	Band Edge Measurements	Pass	Meet the requirement of limit.
2.1051 27.53(g)	2.1051 27.53(c)(f)	2.1051 27.53 (a)(4)	2.1051 27.53(h)	Conducted Spurious Emissions	Pass	Meet the requirement of limit.
2.1053 27.53(g)	2.1053 27.53(c)(f)	2.1053 27.53 (a)(4)	2.1053 27.53(h)	Radiated Spurious Emissions	Pass	Meet the requirement of limit. Minimum passing margin is -5.3dB at 30.00MHz.

Note: Determining compliance based on the results of the compliance measurement, not taking into account measurement instrumentation uncertainty.

47 CFR FCC Part 96

FCC Clause	Test Item	Result	Remarks
2.1046 96.41(b)	Maximum Peak Output Power	Pass	Meet the requirement of limit.
2.1046 96.41(b)	Maximum Power Spectral Density	Pass	Meet the requirement of limit.
96.41(g)	Peak to Average Ration	Pass	Meet the requirement of limit.
2.1049	Emission Bandwidth	Pass	Meet the requirement of limit.
2.1055	Frequency Stability	Pass	Meet the requirement of limit.
2.1051 96.41(e)	Conducted Spurious Emissions	Pass	Meet the requirement of limit.
2.1053 96.41(e)	Radiated Spurious Emissions	Pass	Meet the requirement of limit. Minimum passing margin is -0.9dB at 7250.00MHz.

Note: Determining compliance based on the results of the compliance measurement, not taking into account measurement instrumentation uncertainty.

2.1 Measurement Uncertainty

Where relevant, the following measurement uncertainty levels have been estimated for tests performed on the EUT as specified in CISPR 16-4-2:

Measurement	Frequency	Expanded Uncertainty (k=2) (\pm)
Radiated Emissions up to 1 GHz	9kHz ~ 30MHz	3.04 dB
	30MHz ~ 200MHz	3.63 dB
	200MHz ~ 1000MHz	3.64 dB
Radiated Emissions above 1 GHz	1GHz ~ 18GHz	2.29 dB
	18GHz ~ 40GHz	2.29 dB

2.2 Test Site and Instruments

Description & Manufacturer	Model No.	Serial No.	Cal. Date	Cal. Due
Test Receiver ROHDE & SCHWARZ	ESCI	100424	Dec. 31, 2019	Dec. 30, 2020
Spectrum Analyzer ROHDE & SCHWARZ	FSP40	100040	Sep. 23, 2019	Sep. 22, 2020
Spectrum Analyzer KEYSIGHT	N9030B	MY57140953	Jul. 03, 2019	Jul. 02, 2020
Radio Communication Analyzer Anritsu	MT8821C	6261806803	Jan. 18, 2020	Jan. 17, 2021
MXG Vector signal generator Agilent	N5182B	MY53050162	Jan. 14, 2020	Jan. 13, 2021
BILOG Antenna SCHWARZBECK	VULB9168	9168-158	Nov. 08, 2019	Nov. 07, 2020
BILOG Antenna SCHWARZBECK	VULB9168	9168-155	Nov. 11, 2019	Nov. 10, 2020
HORN Antenna SCHWARZBECK	BBHA 9120D	9120D-1170	Nov. 24, 2019	Nov. 23, 2020
HORN Antenna SCHWARZBECK	BBHA 9170	BBHA9170241	Nov. 24, 2019	Nov. 23, 2020
Loop Antenna TESEQ	HLA 6121	45745	Jul. 01, 2019	Jun. 30, 2020
Preamplifier Agilent (Below 1GHz)	8447D	2944A10631	Jul. 11, 2019	Jul. 10, 2020
Preamplifier KEYSIGHT (Above 1GHz)	83017A	MY53270295	Jun. 11, 2019	Jun. 10, 2020
RF Coaxial Cable WOKEN With 5dB PAD	8D-FB	Cable-CH4-01	Aug. 20, 2019	Aug. 19, 2020
RF Coaxial Cable EMCI	EMC102-KM-KM-3000	150929	Aug. 20, 2019	Aug. 19, 2020
RF Coaxial Cable EMCI	EMC102-KM-KM-600	150928	Aug. 20, 2019	Aug. 19, 2020
RF signal cable HUBER+SUHNER	SUCOFLEX 104	MY 13380+295012/04	Jul. 11, 2019	Jul. 10, 2020
RF signal cable HUBER+SUHNER	SUCOFLEX 104	Cable-CH4-03 (250724)	Jul. 11, 2019	Jul. 10, 2020
Software BV ADT	ADT_Radiated_V7.6.15.9.5	NA	NA	NA
Antenna Tower inn-co GmbH	MA 4000	010303	NA	NA
Antenna Tower Controller BV ADT	AT100	AT93021703	NA	NA
Boresight Antenna Fixture	FBA-01	FBA-SIP01	NA	NA
Standard Temperature And Humidity Chamber	MHU-225AU	920842	May 31, 2019	May 30, 2020
JFW 20dB attenuation	50HF-020-SMA	NA	NA	NA
True RMS Clamp Meter Fluke	325	31130711WS	May 21, 2019	May 20, 2020
DC power supply	U8002A	MY56330015	NA	NA

Note: 1. The calibration interval of the above test instruments is 12 months and the calibrations are traceable to NML/ROC and NIST/USA.

2. The test was performed in HwaYa Chamber 4.

3 General Information

3.1 General Description of EUT

Product	5G WWAN Module
Brand	Foxconn
Test Model	T99W175
Sample Status	Engineering Sample
Power Supply Rating	5 Vdc (Host equipment) 3.135Vdc~3.63Vdc (Module)

n2

Modulation Type	$\pi/2$ BPSK, QPSK, 16QAM, 64QAM, 256QAM					
Waveform Type	CP-OFDM, DFT-s-OFDM					
Operating Frequency	n2 (Channel Bandwidth 5MHz)	1852.5~1907.5MHz				
	n2 (Channel Bandwidth 10MHz)	1855.0~1905.0MHz				
	n2 (Channel Bandwidth 15MHz)	1857.5~1902.5MHz				
	n2 (Channel Bandwidth 20MHz)	1860.0~1900.0MHz				
Max. EIRP Power		$\pi/2$ BPSK	QPSK	16QAM	64QAM	256QAM
	n2 (Channel Bandwidth 5MHz)	571.479mW (27.57dBm)	540.754mW (27.33dBm)	533.335mW (27.27dBm)	502.343mW (27.01dBm)	282.488mW (24.51dBm)
	n2 (Channel Bandwidth 10MHz)	562.341mW (27.50dBm)	544.503mW (27.36dBm)	526.017mW (27.21dBm)	503.501mW (27.02dBm)	276.058mW (24.41dBm)
	n2 (Channel Bandwidth 15MHz)	568.853mW (27.55dBm)	542.001mW (27.34dBm)	524.807mW (27.20dBm)	506.991mW (27.05dBm)	281.838mW (24.50dBm)
	n2 (Channel Bandwidth 20MHz)	564.937mW (27.52dBm)	544.503mW (27.36dBm)	504.661mW (27.03dBm)	504.661mW (27.03dBm)	285.102mW (24.55dBm)
Emission Designator		$\pi/2$ BPSK	QPSK	16QAM	64QAM	256QAM
	n2 (Channel Bandwidth 5MHz)	4M47G7D	4M49G7D	4M49D7W	4M49D7W	4M47D7W
	n2 (Channel Bandwidth 10MHz)	9M17G7D	8M96G7D	8M96D7W	8M95D7W	9M17D7W
	n2 (Channel Bandwidth 15MHz)	14M0G7D	13M5G7D	13M5D7W	13M5D7W	14M1D7W
	n2 (Channel Bandwidth 20MHz)	18M8G7D	18M0G7D	18M0D7W	18M0D7W	18M9D7W

LTE Band

Modulation Type	QPSK, 16QAM, 64QAM			
Operating Frequency	LTE Band 5	Channel Bandwidth 1.4MHz	824.7MHz ~ 848.3MHz	
		Channel Bandwidth 3MHz	825.5MHz ~ 847.5MHz	
		Channel Bandwidth 5MHz	826.5MHz ~ 846.5MHz	
		Channel Bandwidth 10MHz	829.0MHz ~ 844.0MHz	
	LTE Band 12	Channel Bandwidth 1.4MHz	699.7MHz ~ 715.3MHz	
		Channel Bandwidth 3MHz	700.5MHz ~ 714.5MHz	
		Channel Bandwidth 5MHz	701.5MHz ~ 713.5MHz	
		Channel Bandwidth 10MHz	704.0MHz ~ 711.0MHz	
	LTE Band 13	Channel Bandwidth 5MHz	779.5MHz ~ 784.5MHz	
		Channel Bandwidth 10MHz	782.0MHz	
	LTE Band 30	Channel Bandwidth 5MHz	2307.5MHz ~ 2312.5MHz	
		Channel Bandwidth 10MHz	2310.0MHz	
	LTE Band 48	Channel Bandwidth 5MHz	TX: 3552.5MHz ~ 3697.5 MHz	
			RX: 3552.5MHz ~ 3697.5 MHz	
		Channel Bandwidth 10MHz	TX: 3555MHz ~ 3695 MHz	
			RX: 3555MHz ~ 3695 MHz	
	Channel Bandwidth 15MHz	TX: 3557.5MHz ~ 3692.5 MHz		
		RX: 3557.5MHz ~ 3692.5 MHz		
	Channel Bandwidth 20MHz	TX: 3560MHz ~ 3690 MHz		
		RX: 3560MHz ~ 3690 MHz		
	LTE Band 66	Channel Bandwidth 1.4MHz	1710.7MHz ~ 1779.3MHz	
		Channel Bandwidth 3MHz	1711.5MHz ~ 1778.5MHz	
		Channel Bandwidth 5MHz	1712.5MHz ~ 1777.5MHz	
		Channel Bandwidth 10MHz	1715.0MHz ~ 1775.0MHz	
Channel Bandwidth 15MHz		1717.5MHz ~ 1772.5MHz		
Channel Bandwidth 20MHz		1720.0MHz ~ 1770.0MHz		

Max. ERP Power			QPSK	16QAM	64QAM	
Max. ERP Power	LTE Band 5	Channel Bandwidth 1.4MHz	314.051mW (24.97dBm)	246.037mW (23.91dBm)	200.909mW (23.03dBm)	
		Channel Bandwidth 3MHz	318.420mW (25.03dBm)	254.682mW (24.06dBm)	198.153mW (22.97dBm)	
		Channel Bandwidth 5MHz	319.154mW (25.04dBm)	350.611mW (23.99dBm)	198.153mW (22.97dBm)	
		Channel Bandwidth 10MHz	319.154mW (25.04dBm)	254.683mW (24.06dBm)	197.697mW (22.96dBm)	
	LTE Band 12	Channel Bandwidth 1.4MHz	350.752mW (25.45dBm)	278.612mW (24.45dBm)	215.278mW (23.33dBm)	
		Channel Bandwidth 3MHz	349.140mW (25.43dBm)	279.254mW (24.46dBm)	220.293mW (23.43dBm)	
		Channel Bandwidth 5MHz	349.945mW (25.44dBm)	276.694mW (24.42dBm)	220.800mW (23.44dBm)	
		Channel Bandwidth 10MHz	347.536mW (25.41dBm)	278.612mW (24.45dBm)	220.800mW (23.44dBm)	
	LTE Band 13	Channel Bandwidth 5MHz	345.939mW (25.39dBm)	273.527mW (24.37dBm)	219.280mW (23.41dBm)	
		Channel Bandwidth 10MHz	351.560mW (25.46dBm)	271.019mW (24.33dBm)	219.280mW (23.41dBm)	
	Max. EIRP Power	LTE Band 30	Channel Bandwidth 5MHz	213.796 mW/5MHz (23.3dBm/5MHz)	-	-
			Channel Bandwidth 10MHz	204.174 mW/5MHz (23.1dBm/5MHz)	-	-
LTE Band 48		Per 10M				
		Channel Bandwidth 5MHz	186.638mW (22.71dBm)	148.252mW (21.71dBm)	117.490mW (20.70dBm)	
		Channel Bandwidth 10MHz	184.077mW (22.65dBm)	144.877mW (21.61dBm)	117.220mW (20.69dBm)	
		Channel Bandwidth 15MHz	185.780mW (22.69dBm)	148.594mW (21.72dBm)	116.413mW (20.66dBm)	
		Channel Bandwidth 20MHz	181.552mW (22.59dBm)	146.218mW (21.65dBm)	115.345mW (20.62dBm)	
		Full Power				
		Channel Bandwidth 5MHz	186.638mW (22.71dBm)	148.252mW (21.71dBm)	117.490mW (20.70dBm)	
		Channel Bandwidth 10MHz	184.077mW (22.65dBm)	144.877mW (21.61dBm)	117.220mW (20.69dBm)	
		Channel Bandwidth 15MHz	185.780mW (22.69dBm)	148.594mW (21.72dBm)	118.032mW (20.72dBm)	
		Channel Bandwidth 20MHz	184.502mW (22.66dBm)	149.279mW (21.74dBm)	117.761mW (20.71dBm)	

Max. EIRP Power			QPSK	16QAM	64QAM	
	LTE Band 66	Channel Bandwidth 1.4MHz	554.626mW (27.44dBm)	430.527mW (26.34dBm)	352.371mW (25.47dBm)	
		Channel Bandwidth 3MHz	557.186mW (27.46dBm)	442.558mW (26.46dBm)	349.140mW (25.43dBm)	
		Channel Bandwidth 5MHz	554.626mW (27.44dBm)	439.542mW (26.43dBm)	350.752mW (25.45dBm)	
		Channel Bandwidth 10MHz	558.470mW (27.47dBm)	440.555mW (26.44dBm)	352.371mW (25.47dBm)	
		Channel Bandwidth 15MHz	553.350mW (27.43dBm)	437.522mW (26.41dBm)	352.371mW (25.47dBm)	
		Channel Bandwidth 20MHz	557.186mW (27.46dBm)	442.588mW (26.46dBm)	352.371mW (25.47dBm)	
Emission Designator			QPSK	16QAM	64QAM	
	LTE Band 5	Channel Bandwidth 1.4MHz	1M09G7D	1M09D7W	1M09D7W	
		Channel Bandwidth 3MHz	2M70G7D	2M70D7W	2M70D7W	
		Channel Bandwidth 5MHz	4M49G7D	4M49D7W	4M49D7W	
		Channel Bandwidth 10MHz	8M96G7D	8M96D7W	8M95D7W	
	LTE Band 12	Channel Bandwidth 1.4MHz	1M09G7D	1M09D7W	1M09D7W	
		Channel Bandwidth 3MHz	2M70G7D	2M70D7W	2M70D7W	
		Channel Bandwidth 5MHz	4M48G7D	4M49D7W	4M49D7W	
		Channel Bandwidth 10MHz	8M96G7D	8M96D7W	8M95D7W	
	LTE Band 13	Channel Bandwidth 5MHz	4M50G7D	4M50D7W	4M50D7W	
		Channel Bandwidth 10MHz	8M94G7D	8M96D7W	8M95D7W	
	LTE Band 30	Channel Bandwidth 5MHz	4M49G7D	4M49D7W	4M49D7W	
		Channel Bandwidth 10MHz	8M96G7D	8M96D7W	8M96D7W	
	LTE Band 48	Channel Bandwidth 5MHz	4M49G7D	4M49D7W	4M50D7W	
		Channel Bandwidth 10MHz	8M96G7D	8M97D7W	8M97D7W	
		Channel Bandwidth 15MHz	13M5G7D	13M5D7W	13M5D7W	
		Channel Bandwidth 20MHz	17M9G7D	17M9D7W	17M9D7W	
	LTE Band 66	Channel Bandwidth 1.4MHz	1M09G7D	1M09D7W	1M09D7W	
		Channel Bandwidth 3MHz	2M70G7D	2M70D7W	2M70D7W	
		Channel Bandwidth 5MHz	4M49G7D	4M49D7W	4M50D7W	
		Channel Bandwidth 10MHz	8M96G7D	8M97D7W	8M97D7W	
		Channel Bandwidth 15MHz	13M5G7D	13M5D7W	13M5D7W	
		Channel Bandwidth 20MHz	18M0G7D	18M0D7W	18M0D7W	
	Antenna Type	Refer to Note as below				
	Antenna Connector	Refer to Note as below				
	Accessory Device	NA				
	Cable Supplied	NA				

Output Power / Emission Designator	n2+LTE Band 5		Maximum EIRP	Sum Bandwidth
		n2	571.479mW (27.57dBm)	13M4D7W
LTE Band 5 (ERP)	319.154mW (25.04dBm)			
		EIRP	MAX Sum Bandwidth	
	n2	223.872mW (23.50dBm)	27M5D7W	
	LTE Band 5 (ERP)	221.309mW (23.45dBm)		
		Maximum EIRP	Sum Bandwidth	
	n2+LTE Band 12	n2	571.479mW (27.57dBm)	5M56D7W
		LTE Band 12 (ERP)	350.752mW (25.45dBm)	
		EIRP	MAX Sum Bandwidth	
	n2	223.872mW (23.50dBm)	27M9D7W	
	LTE Band 12 (ERP)	316.228mW (25.00dBm)		
		Maximum EIRP	Sum Bandwidth	
	n2+LTE Band 13	n2	571.479mW (27.57dBm)	13M4D7W
		LTE Band 13 (ERP)	351.560mW (25.46dBm)	
		EIRP	MAX Sum Bandwidth	
	n2	223.872mW (23.50dBm)	27M9D7W	
	LTE Band 13 (ERP)	253.513mW (24.04dBm)		
		Maximum EIRP	Sum Bandwidth	
	n2+LTE Band 30	n2	571.479mW (27.57dBm)	8M96D7W
		LTE Band 30 (EIRP)	213.796mW (23.30dBm)	
		EIRP	MAX Sum Bandwidth	
	n2	223.872mW (23.50dBm)	27M9D7W	
	LTE Band 30 (EIRP)	204.174mW (23.10dBm)		
		Maximum EIRP	Sum Bandwidth	
	n2+LTE Band 48	n2	571.479mW (27.57dBm)	8M95D7W
		LTE Band 48 (EIRP)	186.638mW (22.71dBm)	
		EIRP	MAX Sum Bandwidth	
	n2	223.872mW (23.50dBm)	36M8D7W	
	LTE Band 48 (EIRP)	102.802mW (20.12dBm)		
		Maximum EIRP	Sum Bandwidth	
	n2+LTE Band 66	n2	571.479mW (27.57dBm)	13M4D7W
		LTE Band 66 (EIRP)	558.470mW (27.47dBm)	
		EIRP	MAX Sum Bandwidth	
	n2	223.872mW (23.50dBm)	36M9D7W	
	LTE Band 66 (EIRP)	405.509mW (26.08dBm)		

Note:

1. There are four Difference HW of T99W175.

Brand	Model	HW
Foxconn	T99W175	1. 3G+LTE+Sub6+eSIM
		2. 3G+LTE+Sub6 only w/o eSIM
		3. 3G+LTE+Sub6+eSIM+GNSS connector
		4. 3G+LTE+Sub6 only+w/o eSIM+GNSS connector

*After pre-testing, "HW: 1. 3G+LTE+Sub6+eSIM" is the worst for the final tests.

2. After pre-testing, "DFT-s-OFDM" is the worst for the final tests.

3. The following antennas were provided to the EUT.

Antenna No.	RF Chain No.	Brand	Model	Antenna Net Gain(dBi)	Frequency range (MHz)	Antenna Type	Connector Type
1		WHA YU	C107-511720-A	4.41	660~803	PCB	I-PEX
2		WHA YU	C107-511721-A	3.81 4.03	791~960 1447.9~1606	PCB	I-PEX
3		WHA YU	C107-511722-A	4.27 5.31	1710~2170 2500~2690	PCB	I-PEX
4		WHA YU	C107-511723-A	2.99 0.92	2300~2400 3500~3700	PCB	I-PEX
5		WHA YU	C107-511724-A	6.45	5150~5925	PCB	I-PEX
6		WHA YU	C107-511725-A	4.89	3400~3700	PCB	I-PEX
7		AVX	5000106-R1-X01	2.91	699~803	Monopole	I-PEX
8		AVX	5000107-R1-X01	2.59	791~960	Monopole	I-PEX
9		AVX	5000108-R1-X01	2.85	1427~1610	Monopole	I-PEX
10		AVX	5000109-R1-X01	2.23 2.94	1710~2200 5150~5925	Monopole	I-PEX
11		AVX	5000110-R1-X01	0.9	2300~2690	Monopole	I-PEX
12		AVX	5000111-R1-X01	0.87	3300~5000	Monopole	I-PEX

Antenna No.	RF Chain No.	Brand	Model	Antenna Net Gain(dBi)	Frequency range (MHz)	Antenna Type	Connector Type
13	Tx1/ Rx1	Ethertronics	5003806	0.4 -1.61 0.39 2.95 1.98 0.38 0.83 2.31	698-821 824-960 1425-1515 1710-2200 2300-2690 3300-4200 4400-5000 5150-5925	PIFA	I-PEX
	Rx2	Ethertronics	5003807	-2.24 -4.52 2.87 2.99 2.93 2.91 2.23 -0.85 -3.04	716-821 824-960 1425-1515 1557-1610 1805-2200 2300-2690 3300-4200 4400-5000 5150-5925	PIFA	I-PEX
	Tx2/ Rx3	Ethertronics	5003806	2.21 2.25 -0.45 2.6	1710-2200 2300-2690 3300-4200 4400-5000	PIFA	I-PEX
	Rx4	Ethertronics	5003700	1.38 2.87 0.6 -2.09	1805-2200 2300-2690 3300-4200 4400-5000	PIFA	I-PEX
14	Ant. 0 (TX/RX)	Master Wave	NA	2.4 2.2 2.9 2.9 2.9 NA	880~960 1020~2170 2545~2595 3565~3600 3900~4000 GPS	PCB	I-PEX
	Ant. 2 (TX/RX)	Master Wave	NA	NA 2.2 2.8 2.9 2.8 NA	880~960 1020~2170 2545~2595 3565~3600 3900~4000 GPS	PCB	I-PEX
	Ant. 1 (RX)	Master Wave	NA	NA 5.3 5.1 4.3 4.5 NA	880~960 1020~2170 2545~2595 3565~3600 3900~4000 GPS	PCB	I-PEX
	Ant. 3 (RX)	Master Wave	NA	1.3 6.8 3.7 6.4 6.2 3.7	880~960 1020~2170 2545~2595 3565~3600 3900~4000 GPS	PCB	I-PEX

*The antenna for the final tests as following table.

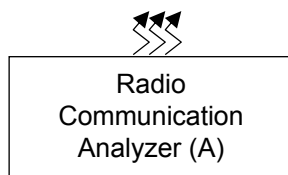
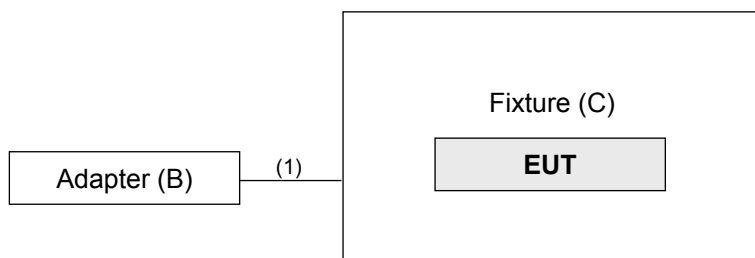
	Band	Antenna
5GNR	2 (15kHz) /5/10/15/20	Antenna 3

	Band	Antenna
LTE	5	Antenna 2
	12	Antenna 1
	13	Antenna 1
	30	Antenna 4
	48	Antenna 4
	66	Antenna 3

4. The EUT supports the following ENDC configuration.

	FCC 5G FR1			ENDC
	Band	SCS	Bandwidth (MHz)	
5GNR	n2	15kHz	5/10/15/20	Band 5/12/13/30/48/66
	n5	15kHz	5/10/15/20	Band 2/7/12/48/66
	n7	15kHz	5/10/15/20	Band 5/12
	n12	15kHz	5/10/15	Band 2/66
	n41	30kHz	20/40/50/60/80/90/100	Band 2/25/26/66/41
	n66	15kHz	5/10/15/20	Band 5/12/13/30/48/71
	n71	15kHz	5/10/15/20	Band 2/7/66

3.2 Configuration of System under Test



3.2.1 Description of Support Units

The EUT has been tested as an independent unit together with other necessary accessories or support units. The following support units or accessories were used to form a representative test configuration during the tests.

ID	Product	Brand	Model No.	Serial No.	FCC ID	Remarks
A.	Radio Communication Analyzer	Anritsu	MT8821C	6261806803	NA	-
B.	Adapter	LITEON	PA-1050-39	NA	NA	-
C.	Fixture	NA	NA	NA	NA	Provided by client.

Note:

1. All power cords of the above support units are non-shielded (1.8m).
2. Item A acted as a communication partner to transfer data.

ID	Descriptions	Qty.	Length (m)	Shielding (Yes/No)	Cores (Qty.)	Remarks
1.	USB cable	1	1.5	Y	0	-

3.3 Test Mode Applicability and Tested Channel Detail

Pre-Scan has been conducted to determine the worst-case mode from all possible combinations between available modulations, data rates, XYZ axis and antenna ports. The worst case was found when positioned on Z-plane. Following channel(s) was (were) selected for the final test as listed below.

n2

EUT Configure Mode	Test item	Available channel	Tested Channel	Channel Bandwidth	Modulation	Mode
-	EIRP	370500 to 381500	370500 (1852.50MHz), 376000 (1880.00MHz), 381500 (1907.50MHz)	5MHz	$\pi/2$ BPSK / QPSK / 16QAM / 64QAM / 256QAM	1 RB / 0 RB Offset 1 RB / 12 RB Offset 1 RB / 24 RB Offset 12 RB / 0 RB Offset 12 RB / 6 RB Offset 12 RB / 13 RB Offset 25 RB / 0 RB Offset
		371000 to 381000	371000 (1855.00MHz), 376000 (1880.00MHz), 381000 (1905.00MHz)	10MHz	$\pi/2$ BPSK / QPSK / 16QAM / 64QAM / 256QAM	1 RB / 0 RB Offset 1 RB / 24 RB Offset 1 RB / 49 RB Offset 25 RB / 0 RB Offset 25 RB / 12 RB Offset 25 RB / 25 RB Offset 50 RB / 0 RB Offset
		371500 to 380500	371500 (1857.50MHz), 376000 (1880.00MHz), 380500 (1902.50MHz)	15MHz	$\pi/2$ BPSK / QPSK / 16QAM / 64QAM / 256QAM	1 RB / 0 RB Offset 1 RB / 37 RB Offset 1 RB / 74 RB Offset 36 RB / 0 RB Offset 36 RB / 19 RB Offset 36 RB / 39 RB Offset 75 RB / 0 RB Offset
		372000 to 380000	372000 (1860.00MHz), 376000 (1880.00MHz), 380000 (1900.00MHz)	20MHz	$\pi/2$ BPSK / QPSK / 16QAM / 64QAM / 256QAM	1 RB / 0 RB Offset 1 RB / 50 RB Offset 1 RB / 99 RB Offset 50 RB / 0 RB Offset 50 RB / 25 RB Offset 50 RB / 50 RB Offset 100 RB / 0 RB Offset
-	Modulation Characteristics	372000 to 380000	376000 (1880.00MHz)	20MHz	$\pi/2$ BPSK / QPSK / 16QAM / 64QAM / 256QAM	106 RB / 0 RB Offset
-	Frequency Stability	370500 to 381500	370500 (1852.50MHz), 381500 (1907.50MHz)	5MHz	$\pi/2$ BPSK	12 RB / 0 RB Offset
		371000 to 381000	371000 (1855.00MHz), 381000 (1905.00MHz)	10MHz	$\pi/2$ BPSK	26 RB / 0 RB Offset
		371500 to 380500	371500 (1857.50MHz), 380500 (1902.50MHz)	15MHz	$\pi/2$ BPSK	39 RB / 0 RB Offset
		372000 to 380000	372000 (1860.00MHz), 380000 (1900.00MHz)	20MHz	$\pi/2$ BPSK	50 RB / 0 RB Offset
-	Occupied Bandwidth	370500 to 381500	370500 (1852.50MHz), 376000 (1880.00MHz), 381500 (1907.50MHz)	5MHz	$\pi/2$ BPSK / QPSK / 16QAM / 64QAM / 256QAM	12 RB / 0 RB Offset
		371000 to 381000	371000 (1855.00MHz), 376000 (1880.00MHz), 381000 (1905.00MHz)	10MHz	$\pi/2$ BPSK / QPSK / 16QAM / 64QAM / 256QAM	26 RB / 0 RB Offset
		371500 to 380500	371500 (1857.50MHz), 376000 (1880.00MHz), 380500 (1902.50MHz)	15MHz	$\pi/2$ BPSK / QPSK / 16QAM / 64QAM / 256QAM	39 RB / 0 RB Offset
		372000 to 380000	372000 (1860.00MHz), 376000 (1880.00MHz), 380000 (1900.00MHz)	20MHz	$\pi/2$ BPSK / QPSK / 16QAM / 64QAM / 256QAM	50 RB / 0 RB Offset

EUT Configure Mode	Test item	Available channel	Tested Channel	Channel Bandwidth	Modulation	Mode
-	Band Edge	370500 to 381500	370500 (1852.50MHz), 381500 (1907.50MHz)	5MHz	$\pi/2$ BPSK	1 RB / 0 RB Offset 1 RB / 24 RB Offset 25 RB / 0 RB Offset
		371000 to 381000	371000 (1855.00MHz), 381000 (1905.00MHz)	10MHz	$\pi/2$ BPSK	1 RB / 0 RB Offset 1 RB / 51 RB Offset 52 RB / 0 RB Offset
		371500 to 380500	371500 (1857.50MHz), 380500 (1902.50MHz)	15MHz	$\pi/2$ BPSK	1 RB / 0 RB Offset 1 RB / 78 RB Offset 79 RB / 0 RB Offset
		372000 to 380000	372000 (1860.00MHz), 380000 (1900.00MHz)	20MHz	$\pi/2$ BPSK	1 RB / 0 RB Offset 1 RB / 105 RB Offset 106 RB / 0 RB Offset
-	Peak to Average Ratio	370500 to 381500	370500 (1852.50MHz), 376000 (1880.00MHz), 381500 (1907.50MHz)	5MHz	$\pi/2$ BPSK / QPSK / 16QAM / 64QAM / 256QAM	1 RB / 0 RB Offset
		371000 to 381000	371000 (1855.00MHz), 376000 (1880.00MHz), 381000 (1905.00MHz)	10MHz	$\pi/2$ BPSK / QPSK / 16QAM / 64QAM / 256QAM	1 RB / 0 RB Offset
		371500 to 380500	371500 (1857.50MHz), 376000 (1880.00MHz), 380500 (1902.50MHz)	15MHz	$\pi/2$ BPSK / QPSK / 16QAM / 64QAM / 256QAM	1 RB / 0 RB Offset
		372000 to 380000	372000 (1860.00MHz), 376000 (1880.00MHz), 380000 (1900.00MHz)	20MHz	$\pi/2$ BPSK / QPSK / 16QAM / 64QAM / 256QAM	1 RB / 0 RB Offset
-	Conducted Emission	370500 to 381500	370500 (1852.50MHz), 376000 (1880.00MHz), 381500 (1907.50MHz)	5MHz	$\pi/2$ BPSK	1 RB / 0 RB Offset
		371000 to 381000	371000 (1855.00MHz), 376000 (1880.00MHz), 381000 (1905.00MHz)	10MHz	$\pi/2$ BPSK	1 RB / 0 RB Offset
		371500 to 380500	371500 (1857.50MHz), 376000 (1880.00MHz), 380500 (1902.50MHz)	15MHz	$\pi/2$ BPSK	1 RB / 0 RB Offset
		372000 to 380000	372000 (1860.00MHz), 376000 (1880.00MHz), 380000 (1900.00MHz)	20MHz	$\pi/2$ BPSK	1 RB / 0 RB Offset
-	Radiated Emission Below 1GHz	370500 to 381500	370500 (1852.50MHz)	5MHz	$\pi/2$ BPSK	1 RB / 0 RB Offset
		372000 to 380000	376000 (1880.00MHz)	20MHz	$\pi/2$ BPSK	1 RB / 0 RB Offset
-	Radiated Emission Above 1GHz	370500 to 381500	370500 (1852.50MHz), 376000 (1880.00MHz), 381500 (1907.50MHz)	5MHz	$\pi/2$ BPSK	1 RB / 0 RB Offset
		371000 to 381000	371000 (1855.00MHz), 376000 (1880.00MHz), 381000 (1905.00MHz)	10MHz	$\pi/2$ BPSK	1 RB / 0 RB Offset
		371500 to 380500	371500 (1857.50MHz), 376000 (1880.00MHz), 380500 (1902.50MHz)	15MHz	$\pi/2$ BPSK	1 RB / 0 RB Offset
		372000 to 380000	372000 (1860.00MHz), 376000 (1880.00MHz), 380000 (1900.00MHz)	20MHz	$\pi/2$ BPSK	1 RB / 0 RB Offset

Note: The conducted output power for $\pi/2$ BPSK, QPSK, 16QAM, 64QAM and 256QAM, measured value of $\pi/2$ BPSK is higher than QPSK, 16QAM, 64QAM and 256QAM mode. Therefore, only EIRP, Modulation characteristics, occupied bandwidth and Peak to average ratio items had been tested under $\pi/2$ BPSK, QPSK, 16QAM, 64QAM and 256QAM modes, the other test items were performed under $\pi/2$ BPSK mode only.

LTE Band 5

EUT Configure Mode	Test item	Available channel	Tested channel	Channel Bandwidth	Modulation	Mode
-	ERP	20407 to 20643	20407(824.7MHz), 20525(836.5MHz), 20643(848.3MHz)	1.4MHz	QPSK / 16QAM / 64QAM	1 RB / 0 RB Offset 1 RB / 2 RB Offset 1 RB / 5 RB Offset 3 RB / 0 RB Offset 3 RB / 1 RB Offset 3 RB / 3 RB Offset 6 RB / 0 RB Offset
		20415 to 20635	20415(825.5MHz), 20525(836.5MHz), 20635(847.5MHz)	3MHz	QPSK / 16QAM / 64QAM	1 RB / 0 RB Offset 1 RB / 7 RB Offset 1 RB / 14 RB Offset 8 RB / 0 RB Offset 8 RB / 3 RB Offset 8 RB / 7 RB Offset 15 RB / 0 RB Offset
		20425 to 20625	20425(826.5MHz), 20525(836.5MHz), 20625(846.5MHz)	5MHz	QPSK / 16QAM / 64QAM	1 RB / 0 RB Offset 1 RB / 12 RB Offset 1 RB / 24 RB Offset 12 RB / 0 RB Offset 12 RB / 6 RB Offset 12 RB / 13 RB Offset 25 RB / 0 RB Offset
		20450 to 20600	20450(829.0MHz), 20525(836.5MHz), 20600(844.0MHz)	10MHz	QPSK / 16QAM / 64QAM	1 RB / 0 RB Offset 1 RB / 24 RB Offset 1 RB / 49 RB Offset 25 RB / 0 RB Offset 25 RB / 12 RB Offset 25 RB / 25 RB Offset 50 RB / 0 RB Offset
-	Frequency Stability	20407 to 20643	20407(824.7MHz), 20643(848.3MHz)	1.4MHz	QPSK	6 RB / 0 RB Offset
		20415 to 20635	20415(825.5MHz), 20635(847.5MHz)	3MHz	QPSK	15 RB / 0 RB Offset
		20425 to 20625	20425(826.5MHz), 20625(846.5MHz)	5MHz	QPSK	25 RB / 0 RB Offset
		20450 to 20600	20450(829.0MHz), 20600(844.0MHz)	10MHz	QPSK	50 RB / 0 RB Offset
-	Occupied Bandwidth	20407 to 20643	20407(824.7MHz), 20525(836.5MHz), 20643(848.3MHz)	1.4MHz	QPSK / 16QAM / 64QAM	6 RB / 0RB Offset
		20415 to 20635	20415(825.5MHz), 20525(836.5MHz), 20635(847.5MHz)	3MHz	QPSK / 16QAM / 64QAM	15 RB / 0RB Offset
		20425 to 20625	20425(826.5MHz), 20525(836.5MHz), 20625(846.5MHz)	5MHz	QPSK / 16QAM / 64QAM	25RB / 0RB Offset
		20450 to 20600	20450(829.0MHz), 20525(836.5MHz), 20600(844.0MHz)	10MHz	QPSK / 16QAM / 64QAM	50RB / 0RB Offset

EUT Configure Mode	Test item	Available channel	Tested channel	Channel Bandwidth	Modulation	Mode
-	Band Edge	20407 to 20643	20407(824.7MHz), 20643(848.3MHz)	1.4MHz	QPSK	1 RB / 0 RB Offset 1 RB / 5 RB Offset 6 RB / 0 RB Offset
		20415 to 20635	20415(825.5MHz), 20635(847.5MHz)	3MHz	QPSK	1 RB / 0 RB Offset 1 RB / 14 RB Offset 15 RB / 0 RB Offset
		20425 to 20625	20425(826.5MHz), 20625(846.5MHz)	5MHz	QPSK	1 RB / 0 RB Offset 1 RB / 24 RB Offset 25 RB / 0 RB Offset
		20450 to 20600	20450(829.0MHz), 20600(844.0MHz)	10MHz	QPSK	1 RB / 0 RB Offset 1 RB / 49 RB Offset 50 RB / 0 RB Offset
-	Peak to Average Ratio	20407 to 20643	20407(824.7MHz), 20525(836.5MHz), 20643(848.3MHz)	1.4MHz	QPSK / 16QAM / 64QAM	3 RB / 1 RB Offset
		20415 to 20635	20415(825.5MHz), 20525(836.5MHz), 20635(847.5MHz)	3MHz	QPSK / 16QAM / 64QAM	1 RB / 0 RB Offset
		20425 to 20625	20425(826.5MHz), 20525(836.5MHz), 20625(846.5MHz)	5MHz	QPSK / 16QAM / 64QAM	1 RB / 12 RB Offset
		20450 to 20600	20450(829.0MHz), 20525(836.5MHz), 20600(844.0MHz)	10MHz	QPSK / 16QAM / 64QAM	1 RB / 0 RB Offset
-	Conducted Emission	20407 to 20643	20407(824.7MHz), 20525(836.5MHz), 20643(848.3MHz)	1.4MHz	QPSK	3 RB / 1 RB Offset
		20415 to 20635	20415(825.5MHz), 20525(836.5MHz), 20635(847.5MHz)	3MHz	QPSK	1 RB / 0 RB Offset
		20425 to 20625	20425(826.5MHz), 20525(836.5MHz), 20625(846.5MHz)	5MHz	QPSK	1 RB / 12 RB Offset
		20450 to 20600	20450(829.0MHz), 20525(836.5MHz), 20600(844.0MHz)	10MHz	QPSK	1 RB / 0 RB Offset
-	Radiated Emission Below 1GHz	20450 to 20600	20600(844.0MHz)	10MHz	QPSK	1 RB / 0 RB Offset
-	Radiated Emission Above 1GHz	20407 to 20643	20407(824.7MHz), 20525(836.5MHz), 20643(848.3MHz)	1.4MHz	QPSK	3 RB / 1 RB Offset
		20425 to 20625	20425(826.5MHz), 20525(836.5MHz), 20625(846.5MHz)	5MHz	QPSK	1 RB / 12 RB Offset
		20450 to 20600	20450(829.0MHz), 20525(836.5MHz), 20600(844.0MHz)	10MHz	QPSK	1 RB / 0 RB Offset

Note:

1. For radiated emission above 1GHz, according to 3GPP 36.521 Section 6.6.3.1.4, choose the lowest, 5MHz & highest channel bandwidth for final test.
2. The conducted output power for QPSK, 16QAM and 64QAM, measured value of QPSK is higher than 16QAM and 64QAM mode. Therefore, only ERP, occupied bandwidth and Peak to average ratio items had been tested under QPSK, 16QAM and 64QAM modes, the other test items were performed under QPSK mode only.

LTE Band 12

EUT Configure Mode	Test item	Available channel	Tested channel	Channel Bandwidth	Modulation	Mode
-	ERP	23017 to 23173	23017(699.7MHz), 23095(707.5MHz), 23173(715.3MHz)	1.4MHz	QPSK / 16QAM / 64QAM	1 RB / 0 RB Offset 1 RB / 2 RB Offset 1 RB / 5 RB Offset 3 RB / 0 RB Offset 3 RB / 1 RB Offset 3 RB / 3 RB Offset 6 RB / 0 RB Offset
		23025 to 23165	23025(700.5MHz), 23095(707.5MHz), 23165(714.5MHz)	3MHz	QPSK / 16QAM / 64QAM	1 RB / 0 RB Offset 1 RB / 7 RB Offset 1 RB / 14 RB Offset 8 RB / 0 RB Offset 8 RB / 3 RB Offset 8 RB / 7 RB Offset 15 RB / 0 RB Offset
		23035 to 23155	23035(701.5MHz), 23095(707.5MHz), 23155(713.5MHz)	5MHz	QPSK / 16QAM / 64QAM	1 RB / 0 RB Offset 1 RB / 12 RB Offset 1 RB / 24 RB Offset 12 RB / 0 RB Offset 12 RB / 6 RB Offset 12 RB / 13 RB Offset 25 RB / 0 RB Offset
		23060 to 23130	23060(704.0MHz), 23095(707.5 MHz), 23130(711.0 MHz)	10MHz	QPSK / 16QAM / 64QAM	1 RB / 0 RB Offset 1 RB / 24 RB Offset 1 RB / 49 RB Offset 25 RB / 0 RB Offset 25 RB / 12 RB Offset 25 RB / 25 RB Offset 50 RB / 0 RB Offset
-	Frequency Stability	23017 to 23173	23017(699.7MHz), 23173(715.3MHz)	1.4MHz	QPSK	6 RB / 0 RB Offset
		23025 to 23165	23025(700.5MHz), 23165(714.5MHz)	3MHz	QPSK	15 RB / 0 RB Offset
		23035 to 23155	23035(701.5MHz), 23155(713.5MHz)	5MHz	QPSK	25 RB / 0 RB Offset
		23060 to 23130	23060(704.0MHz), 23130(711.0MHz)	10MHz	QPSK	50 RB / 0 RB Offset
-	Emission Bandwidth	23017 to 23173	23017(699.7MHz), 23095(707.5MHz), 23173(715.3MHz)	1.4MHz	QPSK / 16QAM / 64QAM	6 RB / 0 RB Offset
		23025 to 23165	23025(700.5MHz), 23095(707.5MHz), 23165(714.5MHz)	3MHz	QPSK / 16QAM / 64QAM	15 RB / 0 RB Offset
		23035 to 23155	23035(701.5MHz), 23095(707.5MHz), 23155(713.5MHz)	5MHz	QPSK / 16QAM / 64QAM	25 RB / 0 RB Offset
		23060 to 23130	23060(704.0MHz), 23095(707.5MHz), 23130(711.0MHz)	10MHz	QPSK / 16QAM / 64QAM	50 RB / 0 RB Offset
-	Band Edge	23017 to 23173	23017(699.7MHz), 23173(715.3MHz)	1.4MHz	QPSK	1 RB / 0 RB Offset 1 RB / 5 RB Offset 6 RB / 0 RB Offset
		23025 to 23165	23025(700.5MHz), 23165(714.5MHz)	3MHz	QPSK	1 RB / 0 RB Offset 1 RB / 14 RB Offset 15 RB / 0 RB Offset
		23035 to 23155	23035(701.5MHz), 23155(713.5MHz)	5MHz	QPSK	1 RB / 0 RB Offset 1 RB / 24 RB Offset 25 RB / 0 RB Offset
		23060 to 23130	23060(704.0MHz), 23130(711.0MHz)	10MHz	QPSK	1 RB / 0 RB Offset 1 RB / 49 RB Offset 50 RB / 0 RB Offset

EUT Configure Mode	Test item	Available channel	Tested channel	Channel Bandwidth	Modulation	Mode
-	Peak to Average Ratio	23017 to 23173	23017(699.7MHz), 23095(707.5MHz), 23173(715.3MHz)	1.4MHz	QPSK / 16QAM / 64QAM	1 RB / 2 RB Offset
		23025 to 23165	23025(700.5MHz), 23095(707.5MHz), 23165(714.5MHz)	3MHz	QPSK / 16QAM / 64QAM	1 RB / 0 RB Offset
		23035 to 23155	23035(701.5MHz), 23095(707.5MHz), 23155(713.5MHz)	5MHz	QPSK / 16QAM / 64QAM	1 RB / 12 RB Offset
		23060 to 23130	23060(704.0MHz), 23095(707.5MHz), 23130(711.0MHz)	10MHz	QPSK / 16QAM / 64QAM	1 RB / 49 RB Offset
-	Conducted Emission	23017 to 23173	23017(699.7MHz), 23095(707.5MHz), 23173(715.3MHz)	1.4MHz	QPSK	1 RB / 2 RB Offset
		23025 to 23165	23025(700.5MHz), 23095(707.5MHz), 23165(714.5MHz)	3MHz	QPSK	1 RB / 0 RB Offset
		23035 to 23155	23035(701.5MHz), 23095(707.5MHz), 23155(713.5MHz)	5MHz	QPSK	1 RB / 12 RB Offset
		23060 to 23130	23060(704.0MHz), 23095(707.5MHz), 23130(711.0MHz)	10MHz	QPSK	1 RB / 49 RB Offset
-	Radiated Emission Below 1GHz	23017 to 23173	23130(711.0MHz)	10MHz	QPSK	1 RB / 49 RB Offset
-	Radiated Emission Above 1GHz	23017 to 23173	23017(699.7MHz), 23095(707.5MHz), 23173(715.3MHz)	1.4MHz	QPSK	1 RB / 2 RB Offset
		23035 to 23155	23035(701.5MHz), 23095(707.5MHz), 23155(713.5MHz)	5MHz	QPSK	1 RB / 12 RB Offset
		23060 to 23130	23060(704.0MHz), 23095(707.5MHz), 23130(711.0MHz)	10MHz	QPSK	1 RB / 49 RB Offset

Note:

1. For radiated emission above 1GHz, according to 3GPP 36.521 Section 6.6.3.1.4, choose the lowest & 5MHz & highest channel bandwidth for final test.
2. The conducted output power for QPSK, 16QAM and 64QAM measured value of QPSK is higher than 16QAM and 64QAM mode. Therefore, only ERP, occupied bandwidth and Peak to average ratio items had been tested under QPSK, 16QAM and 64QAM modes, the other test items were performed under QPSK mode only.

LTE Band 13

EUT Configure Mode	Test item	Available channel	Tested channel	Channel Bandwidth	Modulation	Mode
-	ERP	23205 to 23255	23205(779.5MHz), 23230(782.0MHz), 23255(784.5MHz)	5MHz	QPSK / 16QAM / 64QAM	1 RB / 0 RB Offset 1 RB / 12 RB Offset 1 RB / 24 RB Offset 12 RB / 0 RB Offset 12 RB / 6 RB Offset 12 RB / 13 RB Offset 25 RB / 0 RB Offset
		23230	23230(782.0MHz)	10MHz	QPSK / 16QAM / 64QAM	1 RB / 0 RB Offset 1 RB / 24 RB Offset 1 RB / 49 RB Offset 25 RB / 0 RB Offset 25 RB / 12 RB Offset 25 RB / 25 RB Offset 50 RB / 0 RB Offset
-	Frequency Stability	23205 to 23255	23205(779.5MHz), 23255(784.5MHz)	5MHz	QPSK	25 RB / 0 RB Offset
		23230	23230(782.0MHz),	10MHz	QPSK	50 RB / 0 RB Offset
-	Emission Bandwidth	23205 to 23255	23205(779.5MHz), 23230(782.0MHz), 23255(784.5MHz)	5MHz	QPSK / 16QAM / 64QAM	25 RB / 0 RB Offset
		23230	23230(782.0MHz)	10MHz	QPSK / 16QAM / 64QAM	50 RB / 0 RB Offset
-	Band Edge	23205 to 23255	23205(779.5MHz), 23255(784.5MHz)	5MHz	QPSK	1 RB / 0 RB Offset 1 RB / 24 RB Offset 25 RB / 0 RB Offset
		23230	23230(782.0MHz)	10MHz	QPSK	1 RB / 0 RB Offset 1 RB / 49 RB Offset 50 RB / 0 RB Offset
-	Peak to Average Ratio	23205 to 23255	23205(779.5MHz), 23230(782.0MHz), 23255(784.5MHz)	5MHz	QPSK / 16QAM / 64QAM	1 RB / 24 RB Offset
		23230	23230(782.0MHz)	10MHz	QPSK / 16QAM / 64QAM	1 RB / 24 RB Offset
-	Conducted Emission	23205 to 23255	23205(779.5MHz), 23230(782.0MHz), 23255(784.5MHz)	5MHz	QPSK	1 RB / 24 RB Offset
		23230	23230(782.0MHz)	10MHz	QPSK	1 RB / 24 RB Offset
-	Radiated Emission Below 1GHz	23205 to 23255	23230(782.0MHz)	10MHz	QPSK	1 RB / 24 RB Offset
-	Radiated Emission Above 1GHz	23205 to 23255	23205(779.5MHz), 23230(782.0MHz), 23255(784.5MHz)	5MHz	QPSK	1 RB / 24 RB Offset
		23230	23230(782.0MHz)	10MHz	QPSK	1 RB / 24 RB Offset

Note:

1. For radiated emission above 1GHz, according to 3GPP 36.521 Section 6.6.3.1.4, choose the 5MHz & highest channel bandwidth for final test.
2. The conducted output power for QPSK, 16QAM and 64QAM measured value of QPSK is higher than 16QAM and 64QAM mode. Therefore, only ERP, occupied bandwidth and Peak to average ratio items had been tested under QPSK, 16QAM and 64QAM modes, the other test items were performed under QPSK mode only.

LTE Band 30

EUT Configure Mode	Test item	Available channel	Tested channel	Channel Bandwidth	Modulation	Mode
-	EIRP	27685 to 27735	27685 (2307.5MHz), 27710 (2310.0MHz), 27735 (2312.5MHz)	5MHz	QPSK / 16QAM / 64QAM	1 RB / 0 RB Offset 1 RB / 12 RB Offset 1 RB / 24 RB Offset 12 RB / 0 RB Offset 12 RB / 6 RB Offset 12 RB / 13 RB Offset 25 RB / 0 RB Offset
		27710	27710 (2310.0MHz)	10MHz	QPSK / 16QAM / 64QAM	1 RB / 0 RB Offset 1 RB / 24 RB Offset 1 RB / 49 RB Offset 25 RB / 0 RB Offset 25 RB / 12 RB Offset 25 RB / 25 RB Offset 50 RB / 0 RB Offset
-	Frequency Stability	27685 to 27735	27685 (2307.5MHz), 27735 (2312.5MHz)	5MHz	QPSK	25 RB / 0 RB Offset
		27710	27710 (2310.0MHz)	10MHz	QPSK	50 RB / 0 RB Offset
-	Emission Bandwidth	27685 to 27735	27685 (2307.5MHz), 27710 (2310.0MHz), 27735 (2312.5MHz)	5MHz	QPSK / 16QAM / 64QAM	25 RB / 0 RB Offset
		27710	27710 (2310.0MHz)	10MHz	QPSK / 16QAM / 64QAM	50 RB / 0 RB Offset
-	Emission Mask	27685 to 27735	27685 (2307.5MHz), 27735 (2312.5MHz)	5MHz	QPSK	1 RB / 0 RB Offset 25 RB / 0 RB Offset
		27710	27710 (2310.0MHz)	10MHz	QPSK	1 RB / 0 RB Offset 1 RB / 49 RB Offset 50 RB / 0 RB Offset
-	Conducted Emission	27685 to 27735	27685 (2307.5MHz), 27710 (2310.0MHz), 27735 (2312.5MHz)	5MHz	QPSK	1 RB / 0 RB Offset
		27710	27710 (2310.0MHz)	10MHz	QPSK	1 RB / 0 RB Offset
-	Radiated Emission Below 1GHz	27685 to 27735	27685 (2307.5MHz)	5MHz	QPSK	1 RB / 0 RB Offset
-	Radiated Emission Above 1GHz	27685 to 27735	27685 (2307.5MHz), 27710 (2310.0MHz), 27735 (2312.5MHz)	5MHz	QPSK	1 RB / 0 RB Offset
		27710	27710 (2310.0MHz)	10MHz	QPSK	1 RB / 0 RB Offset

LTE Band 48

Test Item	Available Channel	Tested Channel	Channel Bandwidth	Modulation	Mode
Maximum Output Power	55265 to 56715	55265 (3552.5MHz), 55990 (3625.0MHz), 56715 (3697.5MHz)	5MHz	QPSK / 16QAM / 64QAM	1 RB / 0 RB Offset 1 RB / 12 RB Offset 1 RB / 24 RB Offset 12 RB / 0 RB Offset 12 RB / 6 RB Offset 12 RB / 13 RB Offset 25 RB / 0 RB Offset
	55290 to 56690	55290 (3555.0MHz), 55990 (3625.0MHz), 56690 (3695.0MHz)	10MHz	QPSK / 16QAM / 64QAM	1 RB / 0 RB Offset 1 RB / 24 RB Offset 1 RB / 49 RB Offset 25 RB / 0 RB Offset 25 RB / 12 RB Offset 25 RB / 25 RB Offset 50 RB / 0 RB Offset
	55315 to 56665	55315 (3557.5MHz), 55990 (3625.0MHz), 56665 (3692.5MHz)	15MHz	QPSK / 16QAM / 64QAM	1 RB / 0 RB Offset 1 RB / 37 RB Offset 1 RB / 74 RB Offset 36 RB / 0 RB Offset 36 RB / 19 RB Offset 36 RB / 39 RB Offset 75 RB / 0 RB Offset
	55340 to 56640	55340 (3560.0MHz), 55990 (3625.0MHz), 56640 (3690.0MHz)	20MHz	QPSK / 16QAM / 64QAM	1 RB / 0 RB Offset 1 RB / 50 RB Offset 1 RB / 99 RB Offset 50 RB / 0 RB Offset 50 RB / 25 RB Offset 50 RB / 50 RB Offset 100 RB / 0 RB Offset
Frequency Stability	55265 to 56715	55265 (3552.5MHz), 56715 (3697.5MHz)	5MHz	QPSK	25 RB / 0 RB Offset
	55290 to 56690	55290 (3555.0MHz), 56690 (3695.0MHz)	10MHz	QPSK	50 RB / 0 RB Offset
	55315 to 56665	55315 (3557.5MHz), 56665 (3692.5MHz)	15MHz	QPSK	75 RB / 0 RB Offset
	55340 to 56640	55340 (3560.0MHz), 56640 (3690.0MHz)	20MHz	QPSK	100 RB / 0 RB Offset
Occupied Bandwidth	55265 to 56715	55265 (3552.5MHz), 55990 (3625.0MHz), 56715 (3697.5MHz)	5MHz	QPSK / 16QAM / 64QAM	25 RB / 0 RB Offset
	55290 to 56690	55290 (3555.0MHz), 55990 (3625.0MHz), 56690 (3695.0MHz)	10MHz	QPSK / 16QAM / 64QAM	50 RB / 0 RB Offset
	55315 to 56665	55315 (3557.5MHz), 55990 (3625.0MHz), 56665 (3692.5MHz)	15MHz	QPSK / 16QAM / 64QAM	75 RB / 0 RB Offset
	55340 to 56640	55340 (3560.0MHz), 55990 (3625.0MHz), 56640 (3690.0MHz)	20MHz	QPSK / 16QAM / 64QAM	100 RB / 0 RB Offset
Peak to Average Ratio	55265 to 56715	55265 (3552.5MHz), 55990 (3625.0MHz), 56715 (3697.5MHz)	5MHz	QPSK / 16QAM / 64QAM	1 RB / 0 RB Offset
	55290 to 56690	55290 (3555.0MHz), 55990 (3625.0MHz), 56690 (3695.0MHz)	10MHz	QPSK / 16QAM / 64QAM	1 RB / 0 RB Offset
	55315 to 56665	55315 (3557.5MHz), 55990 (3625.0MHz), 56665 (3692.5MHz)	15MHz	QPSK / 16QAM / 64QAM	1 RB / 0 RB Offset
	55340 to 56640	55340 (3560.0MHz), 55990 (3625.0MHz), 56640 (3690.0MHz)	20MHz	QPSK / 16QAM / 64QAM	1 RB / 0 RB Offset

Test Item	Available Channel	Tested Channel	Channel Bandwidth	Modulation	Mode
Conducted Emission	55265 to 56715	55265 (3552.5MHz), 55990 (3625.0MHz), 56715 (3697.5MHz)	5MHz	QPSK	1 RB / 0 RB Offset
	55290 to 56690	55290 (3555.0MHz), 55990 (3625.0MHz), 56690 (3695.0MHz)	10MHz	QPSK	1 RB / 0 RB Offset
	55315 to 56665	55315 (3557.5MHz), 55990 (3625.0MHz), 56665 (3692.5MHz)	15MHz	QPSK	1 RB / 0 RB Offset
	55340 to 56640	55340 (3560.0MHz), 55990 (3625.0MHz), 56640 (3690.0MHz)	20MHz	QPSK	1 RB / 0 RB Offset
Radiated Emission Below 1GHz	55340 to 56640	55990 (3625.0MHz)	20MHz	QPSK	1 RB / 0 RB Offset
Radiated Emission Above 1GHz	55265 to 56715	55265 (3552.5MHz), 55990 (3625.0MHz), 56715 (3697.5MHz)	5MHz	QPSK	1 RB / 0 RB Offset
	55340 to 56640	55340 (3560.0MHz), 55990 (3625.0MHz), 56640 (3690.0MHz)	20MHz	QPSK	1 RB / 0 RB Offset

Note: For radiated emission above 1GHz, according to 3GPP 36.521 Section 6.6.3.1.4, choose 5MHz & 20 MHz channel bandwidth for final test.

LTE Band 66

EUT Configure Mode	Test Item	Available Channel	Tested Channel	Channel Bandwidth	Modulation	Mode
-	EIRP	131979 to 132665	131979 (1710.7MHz), 132322 (1745.0MHz), 132665 (1779.3MHz)	1.4MHz	QPSK / 16QAM / 64QAM	1 RB / 0 RB Offset 1 RB / 2 RB Offset 1 RB / 5 RB Offset 3 RB / 0 RB Offset 3 RB / 1 RB Offset 3 RB / 3 RB Offset 6 RB / 0 RB Offset
		131987 to 132657	131987 (1711.5MHz), 132322 (1745.0MHz), 132657 (1778.5MHz)	3MHz	QPSK / 16QAM / 64QAM	1 RB / 0 RB Offset 1 RB / 7 RB Offset 1 RB / 14 RB Offset 8 RB / 0 RB Offset 8 RB / 3 RB Offset 8 RB / 7 RB Offset 15 RB / 0 RB Offset
		131997 to 132647	131997 (1712.5MHz), 132322 (1745.0MHz), 132647 (1777.5MHz)	5MHz	QPSK / 16QAM / 64QAM	1 RB / 0 RB Offset 1 RB / 12 RB Offset 1 RB / 24 RB Offset 12 RB / 0 RB Offset 12 RB / 6 RB Offset 12 RB / 13 RB Offset 25 RB / 0 RB Offset
		132022 to 132622	132022 (1715.0MHz), 132322 (1745.0MHz), 132622 (1775.0MHz)	10MHz	QPSK / 16QAM / 64QAM	1 RB / 0 RB Offset 1 RB / 24 RB Offset 1 RB / 49 RB Offset 25 RB / 0 RB Offset 25 RB / 12 RB Offset 25 RB / 25 RB Offset 50 RB / 0 RB Offset
		132047 to 132597	132047 (1717.5MHz), 132322 (1745.0MHz), 132597 (1772.5MHz)	15MHz	QPSK / 16QAM / 64QAM	1 RB / 0 RB Offset 1 RB / 37 RB Offset 1 RB / 74 RB Offset 36 RB / 0 RB Offset 36 RB / 19 RB Offset 36 RB / 39 RB Offset 75 RB / 0 RB Offset
		132072 to 132572	132072 (1720.0MHz), 132322 (1745.0MHz), 132572 (1770.0MHz)	20MHz	QPSK / 16QAM / 64QAM	1 RB / 0 RB Offset 1 RB / 50 RB Offset 1 RB / 99 RB Offset 50 RB / 0 RB Offset 50 RB / 25 RB Offset 50 RB / 50 RB Offset 100 RB / 0 RB Offset
-	Frequency Stability	131979 to 132665	131979 (1710.7MHz), 132665 (1779.3MHz)	1.4MHz	QPSK	6 RB / 0 RB Offset
		131987 to 132657	131987 (1711.5MHz), 132657 (1778.5MHz)	3MHz	QPSK	15 RB / 0 RB Offset
		131997 to 132647	131997 (1712.5MHz), 132647 (1777.5MHz)	5MHz	QPSK	25 RB / 0 RB Offset
		132022 to 132622	132022 (1715.0MHz), 132622 (1775.0MHz)	10MHz	QPSK	50 RB / 0 RB Offset
		132047 to 132597	132047 (1717.5MHz), 132597 (1772.5MHz)	15MHz	QPSK	75 RB / 0 RB Offset
		132072 to 132572	132072 (1720.0MHz), 132572 (1770.0MHz)	20MHz	QPSK	100 RB / 0 RB Offset

EUT Configure Mode	Test Item	Available Channel	Tested Channel	Channel Bandwidth	Modulation	Mode
-	Emission Bandwidth	131979 to 132665	131979 (1710.7MHz), 132322 (1745.0MHz), 132665 (1779.3MHz)	1.4MHz	QPSK / 16QAM / 64QAM	6 RB / 0 RB Offset
		131987 to 132657	131987 (1711.5MHz), 132322 (1745.0MHz), 132657 (1778.5MHz)	3MHz	QPSK / 16QAM / 64QAM	15 RB / 0 RB Offset
		131997 to 132647	131997 (1712.5MHz), 132322 (1745.0MHz), 132647 (1777.5MHz)	5MHz	QPSK / 16QAM / 64QAM	25 RB / 0 RB Offset
		132022 to 132622	132022 (1715.0MHz), 132322 (1745.0MHz), 132622 (1775.0MHz)	10MHz	QPSK / 16QAM / 64QAM	50 RB / 0 RB Offset
		132047 to 132597	132047 (1717.5MHz), 132322 (1745.0MHz), 132597 (1772.5MHz)	15MHz	QPSK / 16QAM / 64QAM	75 RB / 0 RB Offset
		132072 to 132572	132072 (1720.0MHz), 132322 (1745.0MHz), 132572 (1770.0MHz)	20MHz	QPSK / 16QAM / 64QAM	100 RB / 0 RB Offset
-	Band Edge	131979 to 132665	131979 (1710.7MHz), 132665 (1779.3MHz)	1.4MHz	QPSK	1 RB / 0 RB Offset 1 RB / 5 RB Offset 6 RB / 0 RB Offset
		131987 to 132657	131987 (1711.5MHz), 132657 (1778.5MHz)	3MHz	QPSK	1 RB / 0 RB Offset 1 RB / 14 RB Offset 15 RB / 0 RB Offset
		131997 to 132647	131997 (1712.5MHz), 132647 (1777.5MHz)	5MHz	QPSK	1 RB / 0 RB Offset 1 RB / 24 RB Offset 25 RB / 0 RB Offset
		132022 to 132622	132022 (1715.0MHz), 132622 (1775.0MHz)	10MHz	QPSK	1 RB / 0 RB Offset 1 RB / 49 RB Offset 50 RB / 0 RB Offset
		132047 to 132597	132047 (1717.5MHz), 132597 (1772.5MHz)	15MHz	QPSK	1 RB / 0 RB Offset 1 RB / 74 RB Offset 75 RB / 0 RB Offset
		132072 to 132572	132072 (1720.0MHz), 132572 (1770.0MHz)	20MHz	QPSK	1 RB / 0 RB Offset 1 RB / 99 RB Offset 100 RB / 0 RB Offset
-	Peak to Average Ratio	131979 to 132665	131979 (1710.7MHz), 132322 (1745.0MHz), 132665 (1779.3MHz)	1.4MHz	QPSK	1 RB / 2 RB Offset
		131987 to 132657	131987 (1711.5MHz), 132322 (1745.0MHz), 132657 (1778.5MHz)	3MHz	QPSK	1 RB / 7 RB Offset
		131997 to 132647	131997 (1712.5MHz), 132322 (1745.0MHz), 132647 (1777.5MHz)	5MHz	QPSK	1 RB / 24 RB Offset
		132022 to 132622	132022 (1715.0MHz), 132322 (1745.0MHz), 132622 (1775.0MHz)	10MHz	QPSK	7 RB / 49 RB Offset
		132047 to 132597	132047 (1717.5MHz), 132322 (1745.0MHz), 132597 (1772.5MHz)	15MHz	QPSK	1 RB / 0 RB Offset
		132072 to 132572	132072 (1720.0MHz), 132322 (1745.0MHz), 132572 (1770.0MHz)	20MHz	QPSK	1 RB / 50 RB Offset

EUT Configure Mode	Test Item	Available Channel	Tested Channel	Channel Bandwidth	Modulation	Mode
-	Conducted Emission	131979 to 132665	131979 (1710.7MHz), 132322 (1745.0MHz), 132665 (1779.3MHz)	1.4MHz	QPSK	1 RB / 2 RB Offset
		131987 to 132657	131987 (1711.5MHz), 132322 (1745.0MHz), 132657 (1778.5MHz)	3MHz	QPSK	1 RB / 7 RB Offset
		131997 to 132647	131997 (1712.5MHz), 132322 (1745.0MHz), 132647 (1777.5MHz)	5MHz	QPSK	1 RB / 24 RB Offset
		132022 to 132622	132022 (1715.0MHz), 132322 (1745.0MHz), 132622 (1775.0MHz)	10MHz	QPSK	7 RB / 49 RB Offset
		132047 to 132597	132047 (1717.5MHz), 132322 (1745.0MHz), 132597 (1772.5MHz)	15MHz	QPSK	1 RB / 0 RB Offset
		132072 to 132572	132072 (1720.0MHz), 132322 (1745.0MHz), 132572 (1770.0MHz)	20MHz	QPSK	1 RB / 50 RB Offset
-	Radiated Emission Below 1GHz	131979 to 132665	132665 (1779.3MHz)	1.4MHz	QPSK	1 RB / 2 RB Offset
-	Radiated Emission Above 1GHz	131979 to 132665	131979 (1710.7MHz), 132322 (1745.0MHz), 132665 (1779.3MHz)	1.4MHz	QPSK	1 RB / 2 RB Offset
		131997 to 132647	131997 (1712.5MHz), 132322 (1745.0MHz), 132647 (1777.5MHz)	5MHz	QPSK	1 RB / 24 RB Offset
		132072 to 132572	132072 (1720.0MHz), 132322 (1745.0MHz), 132572 (1770.0MHz)	20MHz	QPSK	1 RB / 50 RB Offset

Note: For radiated emission above 1GHz, according to 3GPP 36.521 Section 6.6.3.1.4, choose the lowest & 5MHz & highest channel bandwidth for final test.

Test Condition:

Test Item	Environmental Conditions	Input Power (system)	Tested By
ERP / EIRP	25deg. C, 70%RH	5Vdc	James Yang
Modulation Characteristics	24deg. C, 64%RH	5Vdc	James Yang
Frequency Stability	24deg. C, 64%RH	5Vdc	James Yang
Occupied Bandwidth	24deg. C, 64%RH	5Vdc	James Yang
Band Edge	24deg. C, 64%RH	5Vdc	James Yang
Peak To Average Ratio	24deg. C, 64%RH	5Vdc	James Yang
Conducted Emission	24deg. C, 64%RH	5Vdc	James Yang
Radiated Emission	22deg. C, 68%RH 25deg. C, 70%RH	120Vac, 60Hz	Greg Lin Luis Lee

3.4 EUT Operating Conditions

The EUT makes a call to the communication simulator. The communication simulator station system controlled a EUT to export maximum output power under transmission mode and specific channel frequency

3.5 General Description of Applied Standards and References

The EUT is a RF Product. According to the specifications of the manufacturer, it must comply with the requirements of the following standards and References:

Test Standard:

FCC 47 CFR Part 2

FCC 47 CFR Part 22

FCC 47 CFR Part 24

FCC 47 CFR Part 27

FCC 47 CFR Part 96

ANSI/TIA/EIA-603-D-2010

ANSI/TIA/EIA-603-E 2016

ANSI 63.26-2015

All test items have been performed and recorded as per the above standards.

References Test Guidance:

KDB 971168 D01 Power Meas License Digital Systems v03r01

KDB 971168 D02 Misc Rev Approv License Devices v02r01

KDB 662911 D01 Multiple Transmitter Output v02r01

KDB 940660 D01 Part 96 CBRS Eqpt v02

All test items have been performed as a reference to the above KDB test guidance.

4 Test Types and Results

4.1 Output Power Measurement

4.1.1 Limits of Output Power Measurement

For n2:

Mobile / Portable station are limited to 2 watts e.i.r.p.

For LTE Band 5:

Mobile / Portable station are limited to 7 watts e.r.p.

For LTE Band 12, LTE Band 13:

Control and mobile stations in the 698-746 MHz, 746-757 MHz, 787-788 MHz and 805-806 MHz band are limited to 30 watts ERP.

Portable stations (hand-held devices) in the 600 MHz uplink band and the 698-746 MHz band, and fixed and mobile stations in the 600 MHz uplink, 746-757 MHz, 787-788 MHz and 805-806 MHz band are limited to 3 watts ERP.

For LTE Band 30:

For mobile and portable stations compliant with 3GPP LTE standards or another advanced mobile broadband protocol that avoids concentrating energy at the edge of the operating band the average EIRP must not exceed 250 milliwatts within any 5 megahertz of authorized bandwidth but may exceed 50 milliwatts within any 1 megahertz of authorized bandwidth.

For LTE Band 48

Device		Maximum Output Power (dBm/10 MHz)
<input checked="" type="checkbox"/>	End User Device	23
<input type="checkbox"/>	Category A CBSD	30
<input type="checkbox"/>	Category B CBSD	47

For LTE Band 66:

Mobile / Portable station are limited to 1 watts e.i.r.p.

4.1.2 Test Procedures

Conducted Power Measurement:

The EUT was set up for the maximum power with WCDMA, LTE link data modulation and link up with simulator. Set the EUT to transmit under low, middle and high channel and record the power level shown on simulator.

Maximum EIRP

For all bands except LTE Band 30:

The relevant equation for determining the maximum ERP or EIRP from the measured RF output power is given in Equation as follows:

$$ERP \text{ or } EIRP = P_{Meas} + G_T$$

where

ERP or EIRP effective radiated power or equivalent isotropically radiated power, respectively
(expressed in the same units as P_{Meas} , e.g., dBm or dBW)

P_{Meas} measured transmitter output power or PSD, in dBm or dBW

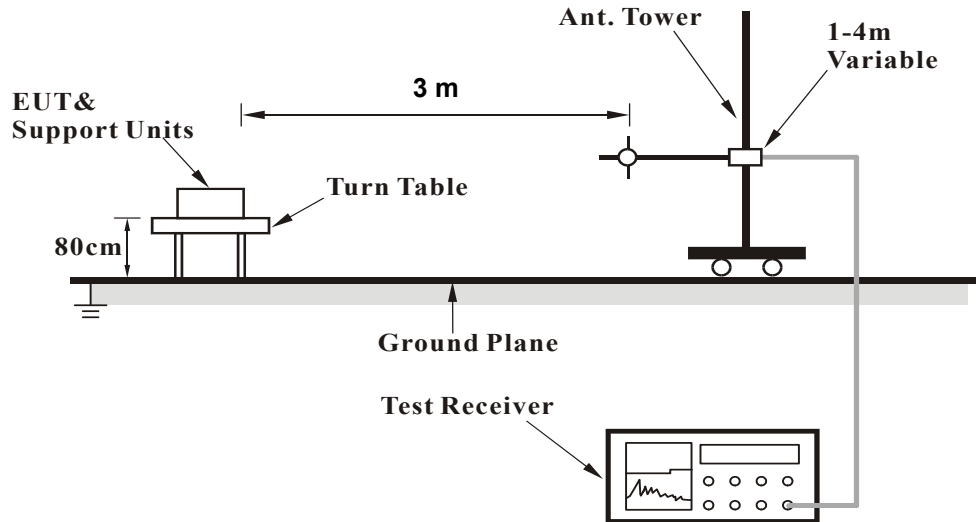
G_T gain of the transmitting antenna, in dBd (ERP) or dBi (EIRP)

EIRP Measurement for LTE Band 30:

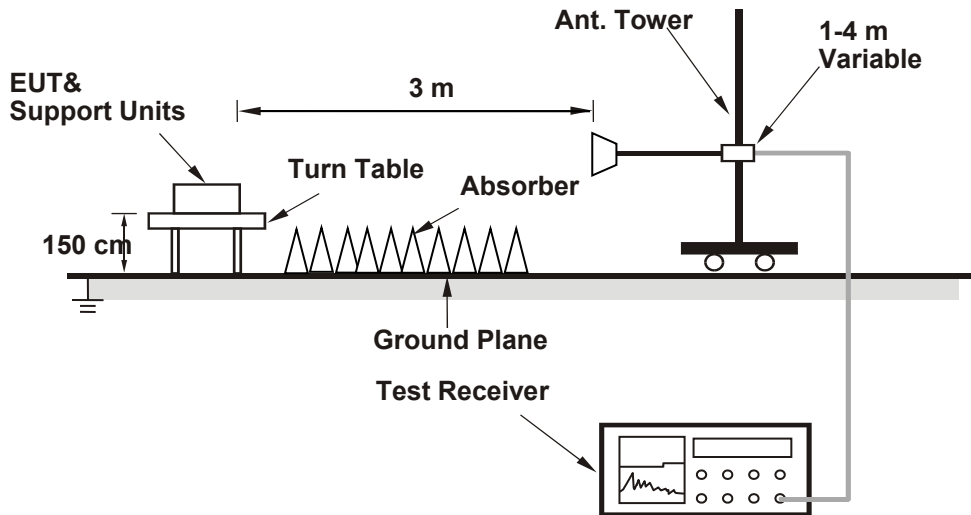
- a. All measurements were done at low, middle and high operational frequency range. RBW and VBW= 5MHz for LTE mode.
- b. Substitution method is used for E.I.R.P measurement. In the semi-anechoic chamber, EUT placed on the 0.8 m (below or equal 1 GHz) and/or 1.5 m (above 1 GHz) height of Turn Table, rotated the table around 360 degrees to search the maximum radiation power and receiver antenna shall be rotated vertical and horizontal polarization and moved height from 1 m to 4 m to find the maximum polar radiated power. The “Read Value” is the spectrum reading the maximum power value.
- c. The substitution horn antenna is substituted for EUT at the same position and signals generator export the CW signal to the substitution antenna via a tx cable. Rotated the Turn Table and moved receiving antenna to find the maximum radiation power. Adjust output power level of S.G to get a Value of spectrum reading equal to “Read Value” of step b. Record the power level of S.G.
- d. $EIRP = \text{Output power level of S.G} - \text{TX cable loss} + \text{Antenna gain of substitution horn}$. E.R.P power can be calculated form E.I.R.P power by subtracting the gain of dipole, $E.R.P \text{ power} = E.I.R.P \text{ power} - 2.15 \text{ dB}$.

4.1.3 Test Setup

**EIRP Measurement for LTE Band 30:
<Radiated Emission below or equal 1 GHz>**



<Radiated Emission above 1 GHz>



For the actual test configuration, please refer to the attached file (Test Setup Photo).

Conducted Power Measurement:



For the actual test configuration, please refer to the attached file (Test Setup Photo).

4.1.4 Test Results

Conducted Output Power (dBm)

		n2				
BW	MCS Index	Channel		370500	376000	381500
		Frequency (MHz)		1852.5	1880	1907.5
5M	$\pi/2$ BPSK	1	0	23.09	22.94	23.00
		1	12	22.87	22.85	23.21
		1	24	22.97	23.30	22.87
		12	0	22.51	22.79	23.10
		12	6	23.03	22.75	23.10
		12	13	22.74	22.99	22.96
		25	0	22.56	23.00	22.90
	QPSK	1	0	22.86	23.04	22.81
		1	12	22.94	22.80	23.06
		1	24	22.86	22.85	23.04
		12	0	22.88	22.62	22.72
		12	6	22.70	22.75	22.63
		12	13	22.84	22.83	22.76
		25	0	22.80	22.72	22.76
	16QAM	1	0	22.93	22.87	22.77
		1	12	22.61	23.00	22.76
		1	24	22.95	22.93	22.91
		12	0	22.42	22.40	22.55
		12	6	22.46	22.68	22.47
		12	13	22.79	22.34	22.46
		25	0	22.79	22.34	22.34
	64QAM	1	0	22.35	22.33	22.65
		1	12	22.51	22.74	22.67
		1	24	22.38	22.32	22.56
		12	0	22.39	22.39	22.15
		12	6	22.18	22.29	22.15
		12	13	22.60	22.44	22.53
		25	0	22.23	22.14	22.13
	256QAM	1	0	19.99	20.05	20.15
		1	12	19.82	20.09	20.24
		1	24	20.13	19.74	20.01
		12	0	19.84	19.69	19.31
		12	6	19.43	19.50	19.80
		12	13	19.72	19.16	19.25
		25	0	19.74	19.99	19.48

n2						
BW	MCS Index	Channel		371000	376000	381000
		Frequency (MHz)		1855	1880	1905
10M	$\pi/2$ BPSK	1	0	23.01	22.88	23.23
		1	26	23.05	23.07	22.86
		1	51	23.14	22.92	22.89
		26	0	22.86	22.88	22.73
		26	13	23.08	22.67	22.75
		26	26	22.69	22.54	22.57
		52	0	23.05	22.91	22.73
	QPSK	1	0	22.84	22.95	22.88
		1	26	23.07	22.95	23.09
		1	51	22.88	22.81	22.80
		26	0	22.79	22.81	22.65
		26	13	22.75	22.90	22.84
		26	26	22.66	22.75	22.69
		52	0	22.72	22.64	22.85
	16QAM	1	0	22.60	22.94	22.73
		1	26	22.64	22.62	22.77
		1	51	22.61	22.92	22.69
		26	0	22.44	22.75	22.80
		26	13	22.32	22.45	22.57
		26	26	22.34	22.68	22.44
		52	0	22.30	22.48	22.80
	64QAM	1	0	22.32	22.49	22.45
		1	26	22.75	22.43	22.32
		1	51	22.63	22.39	22.31
		26	0	22.17	22.22	22.60
		26	13	22.30	22.37	22.14
		26	26	22.19	22.21	22.35
		52	0	22.26	22.45	22.40
	256QAM	1	0	19.81	19.68	19.83
		1	26	19.99	19.81	19.63
		1	51	20.14	19.70	20.09
		26	0	19.63	19.97	19.81
		26	13	19.58	19.96	19.51
		26	26	19.60	19.63	19.27
		52	0	19.81	19.52	19.73

n2						
BW	MCS Index	Channel		371500	376000	380500
		Frequency (MHz)		1857.5	1880	1902.5
15M	$\pi/2$ BPSK	1	0	22.91	23.02	23.13
		1	39	23.28	22.83	23.12
		1	78	22.89	23.17	23.11
		39	0	22.93	22.70	22.71
		39	19	23.05	23.09	22.59
		39	40	22.95	22.75	22.62
		79	0	22.62	22.57	22.86
	QPSK	1	0	22.86	23.07	22.97
		1	39	23.03	22.81	23.06
		1	78	22.83	23.02	22.90
		39	0	22.64	22.66	22.60
		39	19	22.77	22.64	22.64
		39	40	22.79	22.85	22.73
		79	0	22.62	22.62	22.77
	16QAM	1	0	22.68	22.83	22.86
		1	39	22.87	22.81	22.93
		1	78	22.87	22.73	22.81
		39	0	22.49	22.34	22.38
		39	19	22.47	22.56	22.51
		39	40	22.65	22.50	22.56
		79	0	22.32	22.46	22.60
	64QAM	1	0	22.40	22.59	22.71
		1	39	22.66	22.39	22.30
		1	78	22.78	22.74	22.49
		39	0	22.35	22.54	22.26
		39	19	22.57	22.28	22.15
		39	40	22.50	22.31	22.53
		79	0	22.15	22.45	22.54
	256QAM	1	0	20.07	19.77	19.77
		1	39	19.90	19.72	20.16
		1	78	20.23	20.13	20.11
		39	0	19.70	19.32	19.10
		39	19	19.51	19.41	19.64
		39	40	19.51	19.10	19.81
		79	0	19.75	19.24	19.61

		n2				
BW	MCS Index	Channel		372000	376000	380000
		Frequency (MHz)		1860	1880	1900
20M	$\pi/2$ BPSK	1	0	22.96	23.19	22.83
		1	53	23.25	23.05	22.99
		1	105	22.85	23.16	23.11
		50	0	23.00	22.79	22.66
		50	25	23.08	22.52	22.59
		50	50	22.76	22.57	22.75
		106	0	23.03	22.51	22.58
	QPSK	1	0	22.85	23.10	23.08
		1	53	22.92	22.96	22.81
		1	105	22.81	23.03	22.93
		50	0	22.74	22.72	22.83
		50	25	22.79	22.66	22.88
		50	50	22.84	22.71	22.89
		106	0	22.55	22.73	22.88
	16QAM	1	0	22.81	22.92	22.63
		1	53	23.03	23.09	22.88
		1	105	22.64	23.07	22.82
		50	0	22.73	22.79	22.48
		50	25	22.38	22.41	22.39
		50	50	22.69	22.77	22.67
		106	0	22.41	22.74	22.44
	64QAM	1	0	22.32	22.54	22.76
		1	53	22.50	22.57	22.72
		1	105	22.33	22.70	22.67
		50	0	22.29	22.11	22.57
		50	25	22.34	22.46	22.60
		50	50	22.44	22.59	22.17
		106	0	22.30	22.51	22.46
	256QAM	1	0	19.85	20.28	20.22
		1	53	20.01	20.23	20.21
		1	105	20.01	20.25	20.27
		50	0	19.60	19.73	19.22
		50	25	19.90	19.36	19.64
		50	50	19.21	19.55	19.14
		106	0	19.86	19.23	19.28

LTE Band 5						
BW	MCS Index	RB Size	RB Offset	Low	Mid	High
		Channel		20407	20525	20643
		Frequency (MHz)		824.7	836.5	848.3
1.4M	QPSK	1	0	23.02	23.31	23.28
		1	2	23.09	23.30	23.25
		1	5	23.00	23.30	23.23
		3	0	22.45	22.78	22.36
		3	1	22.49	22.37	22.61
		3	3	22.61	22.59	22.82
		6	0	22.97	22.91	22.28
	16QAM	1	0	22.06	22.05	22.19
		1	2	22.01	22.17	22.12
		1	5	22.00	22.21	22.25
		3	0	21.39	21.68	21.94
		3	1	21.33	21.73	21.81
		3	3	21.81	21.58	21.48
		6	0	21.26	21.99	21.25
	64QAM	1	0	21.29	21.06	21.32
		1	2	21.37	21.08	21.21
		1	5	21.07	21.13	21.30
		3	0	20.94	20.37	20.61
		3	1	20.68	20.78	20.92
		3	3	20.77	20.73	20.41
		6	0	20.80	20.33	20.61

LTE Band 5						
BW	MCS Index	RB Size	RB Offset	Low	Mid	High
		Channel		20415	20525	20635
		Frequency (MHz)		825.5	836.5	847.5
3M	QPSK	1	0	23.34	23.20	23.37
		1	7	23.14	23.30	23.22
		1	14	23.16	23.19	23.04
		8	0	22.60	22.51	22.36
		8	3	22.60	22.80	22.52
		8	7	22.39	22.68	22.78
		15	0	22.49	22.28	22.56
	16QAM	1	0	22.19	22.23	22.02
		1	7	22.16	22.23	22.40
		1	14	22.31	22.30	22.31
		8	0	21.49	21.45	21.28
		8	3	21.84	21.62	21.93
		8	7	21.54	21.90	21.51
		15	0	21.64	21.84	21.95
	64QAM	1	0	21.09	21.11	21.23
		1	7	21.01	21.10	21.26
		1	14	21.10	21.31	21.05
		8	0	20.87	20.60	20.75
		8	3	20.29	20.90	20.80
		8	7	21.00	20.48	20.74
		15	0	20.26	20.55	20.38

LTE Band 5						
BW	MCS Index	RB Size	RB Offset	Low	Mid	High
		Channel		20425	20525	20625
		Frequency (MHz)		826.5	836.5	846.5
5M	QPSK	1	0	23.27	23.32	23.26
		1	12	23.05	23.25	23.38
		1	24	23.15	23.09	23.33
		12	0	22.21	22.26	22.87
		12	6	22.67	22.98	22.44
		12	13	22.62	22.82	22.73
		25	0	22.50	22.24	22.28
	16QAM	1	0	22.33	22.19	22.33
		1	12	22.00	22.07	22.11
		1	24	22.05	22.29	22.30
		12	0	21.68	21.31	21.25
		12	6	22.00	21.51	21.40
		12	13	21.27	21.43	21.73
		25	0	21.52	21.99	21.93
	64QAM	1	0	21.31	21.09	21.03
		1	12	21.00	21.22	21.06
		1	24	21.06	21.22	21.12
		12	0	20.48	20.36	20.47
		12	6	20.72	20.99	20.48
		12	13	20.85	20.95	20.31
		25	0	20.21	20.41	20.62

LTE Band 5						
BW	MCS Index	RB Size	RB Offset	Low	Mid	High
		Channel		20450	20525	20600
		Frequency (MHz)		829	836.5	844
10M	QPSK	1	0	23.25	23.38	23.14
		1	24	23.07	23.33	23.07
		1	49	23.33	23.08	23.16
		25	0	22.74	22.92	22.55
		25	12	22.83	22.33	22.30
		25	25	22.53	22.70	22.64
		50	0	22.66	22.58	22.64
	16QAM	1	0	22.09	22.02	22.02
		1	24	22.18	22.29	22.14
		1	49	22.40	22.13	22.24
		25	0	21.30	21.74	21.58
		25	12	21.55	21.83	21.56
		25	25	21.43	21.24	21.82
		50	0	21.84	21.79	21.54
	64QAM	1	0	21.15	21.22	21.24
		1	24	21.03	21.25	21.14
		1	49	21.04	21.18	21.30
		25	0	20.20	20.40	20.27
		25	12	20.79	20.83	20.84
		25	25	20.99	20.29	20.21
		50	0	20.46	20.92	20.42

LTE Band 12						
BW	MCS Index	Channel		23017	23095	23173
		Frequency (MHz)		699.7	707.5	715.3
1.4M	QPSK	1	0	23.19	22.96	23.07
		1	2	23.00	22.98	22.94
		1	5	22.83	22.85	22.93
		3	0	22.83	22.73	22.37
		3	1	22.59	22.29	22.85
		3	3	22.76	22.53	22.71
		6	0	22.66	22.54	22.77
	16QAM	1	0	21.94	22.19	22.17
		1	2	22.05	21.97	22.04
		1	5	21.98	21.90	22.10
		3	0	21.43	21.23	21.68
		3	1	21.47	21.59	21.83
		3	3	21.56	21.77	21.44
		6	0	21.38	21.30	21.23
	64QAM	1	0	20.86	21.05	20.95
		1	2	21.06	20.92	21.01
		1	5	21.07	20.82	20.97
		3	0	20.29	20.71	20.76
		3	1	20.88	20.66	20.65
		3	3	20.51	20.44	20.48
		6	0	20.37	20.80	20.37

LTE Band 12						
BW	MCS Index	Channel		23025	23095	23165
		Frequency (MHz)		700.5	707.5	714.5
3M	QPSK	1	0	23.17	23.00	23.12
		1	7	23.08	22.98	22.93
		1	14	22.92	23.15	22.92
		8	0	22.39	22.85	22.86
		8	3	22.86	22.66	22.49
		8	7	22.64	22.64	22.27
		15	0	22.77	22.71	22.55
	16QAM	1	0	21.88	22.06	21.81
		1	7	22.08	22.11	22.20
		1	14	21.80	21.91	21.90
		8	0	21.79	21.67	21.64
		8	3	21.58	21.52	21.71
		8	7	21.42	21.31	21.54
		15	0	21.21	21.22	21.32
	64QAM	1	0	21.08	21.05	20.95
		1	7	20.88	21.01	21.00
		1	14	20.92	21.17	20.80
		8	0	20.90	20.48	20.55
		8	3	20.38	20.88	20.23
		8	7	20.70	20.67	20.56
		15	0	20.83	20.81	20.73

LTE Band 12						
BW	MCS Index	Channel		23035	23095	23155
		Frequency (MHz)		701.5	707.5	713.5
5M	QPSK	1	0	23.18	23.08	23.04
		1	12	22.91	22.90	22.90
		1	24	22.93	22.96	22.83
		12	0	22.44	22.89	22.49
		12	6	22.58	22.28	22.52
		12	13	22.46	22.75	22.27
		25	0	22.61	22.47	22.38
	16QAM	1	0	21.84	21.83	22.15
		1	12	22.10	22.16	22.06
		1	24	22.16	22.12	22.01
		12	0	21.73	21.43	21.79
		12	6	21.37	21.87	21.74
		12	13	21.86	21.80	21.86
		25	0	21.77	21.22	21.90
	64QAM	1	0	21.13	21.00	21.13
		1	12	21.00	21.06	21.00
		1	24	21.04	20.84	21.18
		12	0	20.90	20.88	20.33
		12	6	20.29	20.42	20.32
		12	13	20.29	20.30	20.27
		25	0	20.53	20.34	20.20

LTE Band 12						
BW	MCS Index	Channel		23060	23095	23130
		Frequency (MHz)		704	707.5	711
10M	QPSK	1	0	22.90	22.92	23.01
		1	24	22.86	22.91	23.12
		1	49	22.88	23.01	23.15
		25	0	22.71	22.54	22.80
		25	12	22.31	22.33	22.23
		25	25	22.38	22.58	22.29
		50	0	22.73	22.74	22.28
	16QAM	1	0	22.07	21.88	22.16
		1	24	22.19	21.89	21.86
		1	49	21.92	21.88	21.85
		25	0	21.31	21.40	21.79
		25	12	21.51	21.45	21.56
		25	25	21.88	21.78	21.23
		50	0	21.48	21.30	21.21
	64QAM	1	0	21.09	20.97	21.18
		1	24	20.94	20.86	20.87
		1	49	20.90	20.82	21.09
		25	0	20.38	20.25	20.67
		25	12	20.63	20.20	20.29
		25	25	20.57	20.68	20.45
		50	0	20.43	20.24	20.49

LTE Band 13						
BW	MCS Index	Channel		23205	23230	23255
		Frequency (MHz)		779.5	782	784.5
5M	QPSK	1	0	23.01	23.06	23.10
		1	12	22.80	22.92	23.02
		1	24	22.84	23.13	22.95
		12	0	22.89	22.42	22.21
		12	6	22.42	22.84	22.34
		12	13	22.25	22.72	22.86
		25	0	22.84	22.64	22.28
	16QAM	1	0	21.81	21.82	22.02
		1	12	21.89	21.84	22.11
		1	24	22.01	21.90	21.94
		12	0	21.38	21.87	21.39
		12	6	21.27	21.36	21.89
		12	13	21.32	21.30	21.70
		25	0	21.68	21.36	21.83
	64QAM	1	0	21.09	20.89	21.05
		1	12	21.02	21.15	20.84
		1	24	21.13	20.91	21.00
		12	0	20.74	20.56	20.87
		12	6	20.66	20.23	20.77
		12	13	20.59	20.51	20.44
		25	0	20.85	20.34	20.30

LTE Band 13				
BW	MCS Index	Channel		23230
		Frequency (MHz)		782
10M	QPSK	1	0	22.81
		1	24	23.20
		1	49	22.86
		25	0	22.37
		25	12	22.81
		25	25	22.75
		50	0	22.48
	16QAM	1	0	22.01
		1	24	22.07
		1	49	21.88
		25	0	21.72
		25	12	21.66
		25	25	21.37
		50	0	21.78
	64QAM	1	0	21.15
		1	24	21.00
		1	49	20.88
		25	0	20.70
		25	12	20.78
		25	25	20.43
		50	0	20.53

LTE Band 30						
BW	MCS Index	Channel		27685	27710	27735
		Frequency (MHz)		2307.5	2310	2312.5
5M	QPSK	1	0	21.60	21.34	21.44
		1	12	21.49	21.55	21.50
		1	24	21.39	21.49	21.53
		12	0	20.48	20.43	20.60
		12	6	20.55	20.63	20.64
		12	13	20.58	20.61	20.69
		25	0	20.53	20.47	20.59
	16QAM	1	0	21.04	20.94	20.95
		1	12	20.97	21.01	20.90
		1	24	20.99	21.08	21.11
		12	0	19.69	19.60	19.61
		12	6	19.66	19.64	19.66
		12	13	19.41	19.61	19.40
		25	0	19.54	19.64	19.62
	64QAM	1	0	19.83	19.92	19.99
		1	12	20.09	19.84	20.03
		1	24	20.08	19.87	20.09
		12	0	18.53	18.69	18.57
		12	6	18.41	18.56	18.48
		12	13	18.50	18.48	18.44
		25	0	18.63	18.59	18.65

Note: LTE Band 30 measurement results are in dBm/5MHz.

LTE Band 30				
BW	MCS Index	Channel		27710
		Frequency (MHz)		2310
10M	QPSK	1	0	21.58
		1	24	21.42
		1	49	21.56
		25	0	20.50
		25	12	20.45
		25	25	20.66
		50	0	20.59
	16QAM	1	0	21.14
		1	24	21.19
		1	49	21.18
		25	0	19.50
		25	12	19.58
		25	25	19.47
		50	0	19.50
	64QAM	1	0	20.06
		1	24	19.96
		1	49	19.93
		25	0	18.66
		25	12	18.42
		25	25	18.51
		50	0	18.67

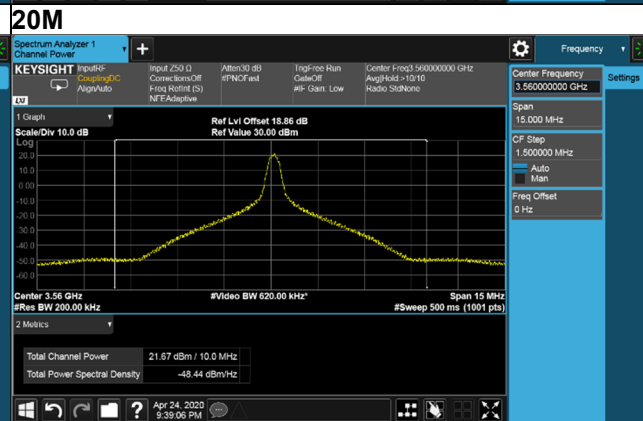
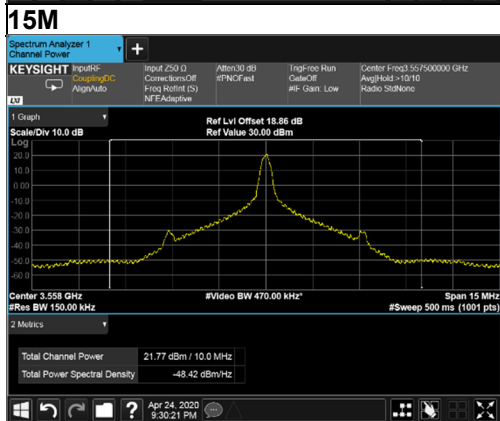
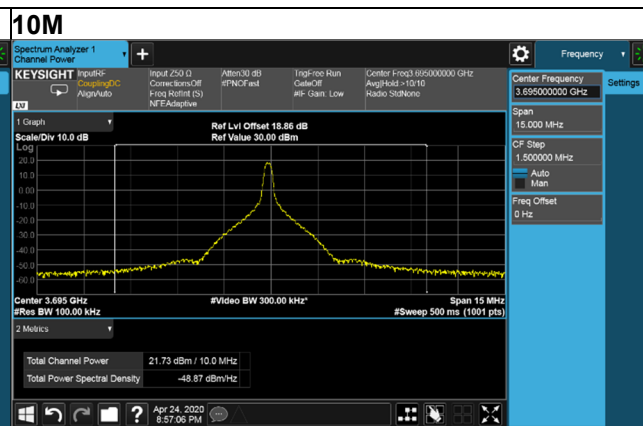
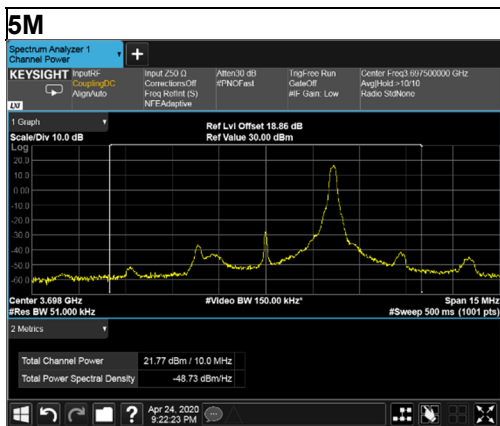
Note: LTE Band 30 measurement results are in dBm/5MHz.

LTE Band 48 (Per 10M)						
BW	MCS Index	Channel		55265	55990	56715
		Frequency (MHz)		3552.5	3625	3697.5
5M	QPSK	1	0	21.43	21.79	21.54
		1	12	21.64	21.57	21.68
		1	24	21.73	21.41	21.47
		12	0	20.69	21.15	20.65
		12	6	21.06	21.15	21.29
		12	13	21.01	20.88	20.89
		25	0	20.85	20.71	20.71
	16QAM	1	0	20.79	20.40	20.71
		1	12	20.69	20.45	20.59
		1	24	20.78	20.69	20.59
		12	0	19.98	20.14	19.94
		12	6	19.64	19.91	19.61
		12	13	19.87	20.27	19.89
		25	0	20.26	19.68	20.14
	64QAM	1	0	19.65	19.50	19.46
		1	12	19.41	19.67	19.47
		1	24	19.78	19.52	19.59
		12	0	18.76	18.72	18.73
		12	6	18.92	18.74	19.11
		12	13	18.87	18.65	18.73
		25	0	18.62	18.63	18.64

LTE Band 48 (Per 10M)						
BW	MCS Index	Channel		55290	55990	56690
		Frequency (MHz)		3555	3625	3695
10M	QPSK	1	0	21.52	21.59	21.63
		1	24	21.61	21.59	21.73
		1	49	21.41	21.59	21.42
		25	0	20.63	20.79	21.02
		25	12	20.73	20.93	20.89
		25	25	20.78	21.04	20.73
		50	0	20.64	21.27	21.23
	16QAM	1	0	20.40	20.59	20.45
		1	24	20.69	20.57	20.59
		1	49	20.66	20.64	20.58
		25	0	19.99	20.03	20.23
		25	12	19.88	20.02	20.17
		25	25	20.25	19.96	20.02
		50	0	19.75	19.91	19.90
	64QAM	1	0	19.76	19.77	19.59
		1	24	19.52	19.72	19.55
		1	49	19.54	19.73	19.70
		25	0	18.63	19.19	19.09
		25	12	19.00	19.20	19.06
		25	25	18.84	18.96	18.85
		50	0	19.30	19.29	18.93

LTE Band 48 (Per 10M)						
BW	MCS Index	Channel		55315	55990	56665
		Frequency (MHz)		3557.5	3625	3692.5
15M	QPSK	1	0	21.60	21.55	21.62
		1	37	21.77	21.60	21.52
		1	74	21.45	21.51	21.56
		36	0	20.95	21.10	21.22
		36	19	21.13	20.85	20.79
		36	39	21.14	21.07	21.19
		75	0	18.88	19.06	19.14
	16QAM	1	0	20.64	20.54	20.53
		1	37	20.64	20.42	20.59
		1	74	20.57	20.63	20.80
		36	0	19.84	19.92	19.67
		36	19	19.73	20.21	20.04
		36	39	19.66	20.15	19.82
		75	0	18.14	18.16	17.84
	64QAM	1	0	19.54	19.65	19.74
		1	37	19.61	19.70	19.54
		1	74	19.51	19.56	19.63
		36	0	18.76	18.63	19.25
		36	19	19.16	19.22	18.70
		36	39	19.23	18.96	19.19
		75	0	17.06	17.02	17.15

LTE Band 48 (Per 10M)						
BW	MCS Index	Channel		55340	55990	56640
		Frequency (MHz)		3560	3625	3690
20M	QPSK	1	0	21.41	21.41	21.44
		1	50	21.67	21.43	21.61
		1	99	21.49	21.55	21.60
		50	0	21.17	21.15	21.21
		50	25	20.81	21.17	21.25
		50	50	21.19	21.05	21.16
		100	0	17.90	18.01	18.00
	16QAM	1	0	20.41	20.73	20.41
		1	50	20.70	20.59	20.51
		1	99	20.68	20.61	20.71
		50	0	19.86	20.15	20.07
		50	25	20.02	19.75	20.14
		50	50	20.16	20.23	20.12
		100	0	17.01	17.15	17.08
	64QAM	1	0	19.62	19.65	19.42
		1	50	19.68	19.61	19.41
		1	99	19.62	19.41	19.70
		50	0	18.94	19.04	19.03
		50	25	18.97	18.72	19.16
		50	50	19.17	18.82	18.83
		100	0	16.28	16.13	15.77

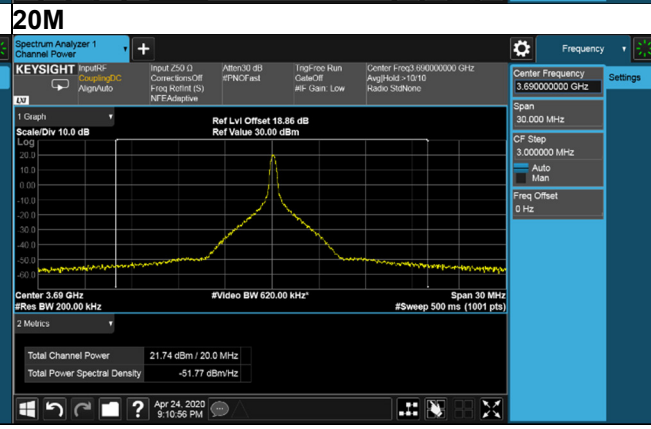
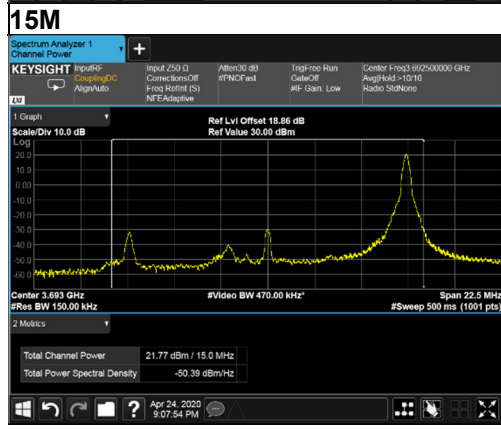
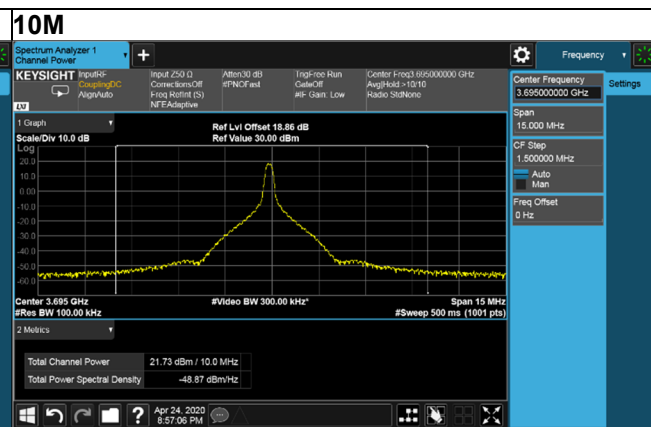
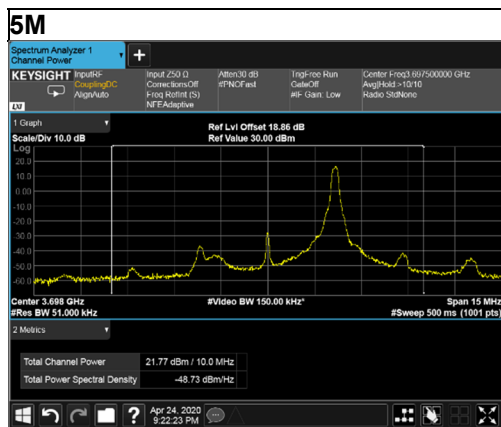


LTE Band 48 (Full Power)						
BW	MCS Index	Channel		55265	55990	56715
		Frequency (MHz)		3552.5	3625	3697.5
5M	QPSK	1	0	21.43	21.79	21.54
		1	12	21.64	21.57	21.68
		1	24	21.73	21.41	21.47
		12	0	20.69	21.15	20.65
		12	6	21.06	21.15	21.29
		12	13	21.01	20.88	20.89
		25	0	20.85	20.71	20.71
	16QAM	1	0	20.79	20.40	20.71
		1	12	20.69	20.45	20.59
		1	24	20.78	20.69	20.59
		12	0	19.98	20.14	19.94
		12	6	19.64	19.91	19.61
		12	13	19.87	20.27	19.89
		25	0	20.26	19.68	20.14
	64QAM	1	0	19.65	19.50	19.46
		1	12	19.41	19.67	19.47
		1	24	19.78	19.52	19.59
		12	0	18.76	18.72	18.73
		12	6	18.92	18.74	19.11
		12	13	18.87	18.65	18.73
		25	0	18.62	18.63	18.64

LTE Band 48 (Full Power)						
BW	MCS Index	Channel		55290	55990	56690
		Frequency (MHz)		3555	3625	3695
10M	QPSK	1	0	21.52	21.59	21.63
		1	24	21.61	21.59	21.73
		1	49	21.41	21.59	21.42
		25	0	20.63	20.79	21.02
		25	12	20.73	20.93	20.89
		25	25	20.78	21.04	20.73
		50	0	20.64	21.27	21.23
	16QAM	1	0	20.40	20.59	20.45
		1	24	20.69	20.57	20.59
		1	49	20.66	20.64	20.58
		25	0	19.99	20.03	20.23
		25	12	19.88	20.02	20.17
		25	25	20.25	19.96	20.02
		50	0	19.75	19.91	19.90
	64QAM	1	0	19.76	19.77	19.59
		1	24	19.52	19.72	19.55
		1	49	19.54	19.73	19.70
		25	0	18.63	19.19	19.09
		25	12	19.00	19.20	19.06
		25	25	18.84	18.96	18.85
		50	0	19.30	19.29	18.93

LTE Band 48 (Full Power)						
BW	MCS Index	Channel		55315	55990	56665
		Frequency (MHz)		3557.5	3625	3692.5
15M	QPSK	1	0	21.53	21.63	21.40
		1	37	21.72	21.50	21.43
		1	74	21.48	21.40	21.77
		36	0	21.17	20.69	20.90
		36	19	20.64	20.72	21.08
		36	39	21.17	21.13	21.14
		75	0	20.75	20.64	21.10
	16QAM	1	0	20.72	20.65	20.41
		1	37	20.52	20.58	20.77
		1	74	20.55	20.45	20.80
		36	0	19.81	19.64	20.21
		36	19	19.66	19.81	20.17
		36	39	19.94	20.00	20.18
		75	0	19.93	20.14	19.72
	64QAM	1	0	19.80	19.57	19.77
		1	37	19.57	19.53	19.67
		1	74	19.42	19.68	19.58
		36	0	19.04	18.97	18.93
		36	19	19.16	19.15	18.68
		36	39	18.92	19.10	18.63
		75	0	19.03	18.89	19.05

LTE Band 48 (Full Power)						
BW	MCS Index	Channel		55340	55990	56640
		Frequency (MHz)		3560	3625	3690
20M	QPSK	1	0	21.67	21.71	21.40
		1	50	21.46	21.47	21.74
		1	99	21.54	21.70	21.40
		50	0	20.88	21.09	21.12
		50	25	20.68	21.25	20.99
		50	50	21.12	21.13	20.68
		100	0	20.87	21.13	21.24
	16QAM	1	0	20.45	20.43	20.56
		1	50	20.82	20.58	20.80
		1	99	20.76	20.57	20.73
		50	0	20.27	19.86	20.15
		50	25	19.87	19.95	19.96
		50	50	20.12	19.94	20.14
		100	0	19.60	19.89	20.23
	64QAM	1	0	19.50	19.68	19.79
		1	50	19.75	19.78	19.64
		1	99	19.59	19.45	19.71
		50	0	19.03	18.67	18.94
		50	25	18.89	18.84	19.17
		50	50	19.27	19.14	18.74
		100	0	19.20	18.65	18.63



LTE Band 66						
BW	MCS Index	Channel		131979	132322	132665
		Frequency (MHz)		1710.7	1745	1779.3
1.4M	QPSK	1	0	22.88	23.17	22.87
		1	2	23.17	22.85	23.08
		1	5	22.95	23.02	23.01
		3	0	22.46	22.33	22.68
		3	1	22.67	22.27	22.29
		3	3	22.23	22.89	22.21
		6	0	22.75	22.68	22.84
	16QAM	1	0	21.88	21.83	21.87
		1	2	21.83	22.07	22.00
		1	5	21.99	21.87	22.01
		3	0	21.71	21.24	21.23
		3	1	21.90	21.29	21.85
		3	3	21.48	21.73	21.53
		6	0	21.87	21.37	21.69
	64QAM	1	0	21.09	21.10	20.95
		1	2	20.99	20.95	21.20
		1	5	20.96	21.07	21.14
		3	0	20.53	20.20	20.20
		3	1	20.87	20.31	20.85
		3	3	20.85	20.61	20.58
		6	0	20.28	20.50	20.38

LTE Band 66						
BW	MCS Index	Channel		131987	132322	132657
		Frequency (MHz)		1711.5	1745	1778.5
3M	QPSK	1	0	22.86	23.17	22.86
		1	7	22.86	23.12	23.17
		1	14	23.19	23.19	23.10
		8	0	22.47	22.20	22.38
		8	3	22.62	22.42	22.53
		8	7	22.79	22.40	22.87
		15	0	22.63	22.50	22.28
	16QAM	1	0	22.13	22.10	22.19
		1	7	22.13	22.01	21.95
		1	14	22.18	21.87	21.80
		8	0	21.82	21.50	21.40
		8	3	21.21	21.27	21.56
		8	7	21.81	21.22	21.45
		15	0	21.22	21.85	21.34
	64QAM	1	0	21.09	21.03	20.86
		1	7	20.95	20.89	21.12
		1	14	21.16	21.16	21.10
		8	0	20.72	20.33	20.78
		8	3	20.34	20.28	20.49
		8	7	20.33	20.70	20.62
		15	0	20.86	20.71	20.68

LTE Band 66						
BW	MCS Index	Channel		131997	132322	132647
		Frequency (MHz)		1712.5	1745	1777.5
5M	QPSK	1	0	23.09	22.90	23.11
		1	12	23.08	23.10	22.92
		1	24	23.17	22.99	23.07
		12	0	22.67	22.24	22.71
		12	6	22.44	22.53	22.56
		12	13	22.56	22.36	22.89
		25	0	22.69	22.50	22.79
	16QAM	1	0	21.99	22.04	22.13
		1	12	21.82	21.97	21.92
		1	24	22.16	21.93	22.01
		12	0	21.34	21.49	21.38
		12	6	21.59	21.58	21.60
		12	13	21.25	21.51	21.79
		25	0	21.68	21.63	21.84
	64QAM	1	0	20.99	21.11	20.85
		1	12	21.16	21.01	20.84
		1	24	21.18	21.07	21.08
		12	0	20.61	20.70	20.49
		12	6	20.35	20.82	20.68
		12	13	20.21	20.22	20.24
		25	0	20.87	20.62	20.59

LTE Band 66						
BW	MCS Index	Channel		132022	132322	132622
		Frequency (MHz)		1715	1745	1775
10M	QPSK	1	0	23.20	22.86	23.09
		1	24	23.09	22.95	23.04
		1	49	23.06	23.00	23.19
		25	0	22.90	22.90	22.38
		25	12	22.27	22.23	22.28
		25	25	22.77	22.29	22.58
		50	0	22.31	22.28	22.70
	16QAM	1	0	22.13	22.16	22.17
		1	24	22.03	22.07	22.06
		1	49	22.01	22.00	22.12
		25	0	21.56	21.40	21.73
		25	12	21.77	21.27	21.85
		25	25	21.55	21.58	21.88
		50	0	21.46	21.33	21.59
	64QAM	1	0	20.89	21.12	21.06
		1	24	21.20	20.95	20.90
		1	49	21.11	20.93	20.82
		25	0	20.49	20.37	20.43
		25	12	20.89	20.82	20.79
		25	25	20.76	20.69	20.81
		50	0	20.76	20.61	20.62

LTE Band 66						
BW	MCS Index	Channel		132047	132322	132597
		Frequency (MHz)		1717.5	1745	1772.5
15M	QPSK	1	0	22.85	23.07	23.16
		1	37	22.92	23.06	23.05
		1	74	23.10	22.89	22.92
		36	0	22.75	22.52	22.27
		36	19	22.41	22.48	22.36
		36	39	22.29	22.26	22.86
		75	0	22.84	22.70	22.61
	16QAM	1	0	21.93	21.97	22.14
		1	37	22.02	21.81	22.14
		1	74	21.95	21.94	21.90
		36	0	21.83	21.38	21.35
		36	19	21.25	21.47	21.56
		36	39	21.83	21.70	21.47
		75	0	21.51	21.59	21.60
	64QAM	1	0	20.83	21.20	20.82
		1	37	21.18	20.94	21.13
		1	74	20.82	21.08	20.86
		36	0	20.71	20.76	20.81
		36	19	20.67	20.45	20.53
		36	39	20.85	20.57	20.87
		75	0	20.25	20.28	20.51

LTE Band 66						
BW	MCS Index	Channel		132072	132322	132575
		Frequency (MHz)		1720	1745	1770
20M	QPSK	1	0	23.01	23.13	22.85
		1	50	22.90	23.15	23.16
		1	99	22.89	23.19	22.84
		50	0	22.90	22.70	22.57
		50	25	22.83	22.30	22.31
		50	50	22.39	22.60	22.84
		100	0	22.69	22.59	22.64
	16QAM	1	0	22.17	21.93	22.13
		1	50	22.19	21.81	22.15
		1	99	22.02	21.83	22.18
		50	0	21.21	21.23	21.39
		50	25	21.85	21.33	21.34
		50	50	21.20	21.68	21.37
		100	0	21.86	21.45	21.81
	64QAM	1	0	21.00	21.20	21.05
		1	50	20.81	21.08	20.83
		1	99	20.87	20.91	20.97
		50	0	20.90	20.81	20.27
		50	25	20.66	20.70	20.72
		50	50	20.86	20.38	20.35
		100	0	20.20	20.53	20.83

EIRP Power (dBm)

		n2				
BW	MCS Index	Channel		370500	376000	381500
		Frequency (MHz)		1852.5	1880	1907.5
5M	$\pi/2$ BPSK	1	0	27.36	27.21	27.27
		1	12	27.14	27.12	27.48
		1	24	27.24	27.57	27.14
		12	0	26.78	27.06	27.37
		12	6	27.30	27.02	27.37
		12	13	27.01	27.26	27.23
		25	0	26.83	27.27	27.17
	QPSK	1	0	27.13	27.31	27.08
		1	12	27.21	27.07	27.33
		1	24	27.13	27.12	27.31
		12	0	27.15	26.89	26.99
		12	6	26.97	27.02	26.90
		12	13	27.11	27.10	27.03
		25	0	27.07	26.99	27.03
	16QAM	1	0	27.20	27.14	27.04
		1	12	26.88	27.27	27.03
		1	24	27.22	27.20	27.18
		12	0	26.69	26.67	26.82
		12	6	26.73	26.95	26.74
		12	13	27.06	26.61	26.73
		25	0	27.06	26.61	26.61
	64QAM	1	0	26.62	26.60	26.92
		1	12	26.78	27.01	26.94
		1	24	26.65	26.59	26.83
		12	0	26.66	26.66	26.42
		12	6	26.45	26.56	26.42
		12	13	26.87	26.71	26.80
		25	0	26.50	26.41	26.40
	256QAM	1	0	24.26	24.32	24.42
		1	12	24.09	24.36	24.51
		1	24	24.40	24.01	24.28
		12	0	24.11	23.96	23.58
		12	6	23.70	23.77	24.07
		12	13	23.99	23.43	23.52
		25	0	24.01	24.26	23.75

*EIRP = Conducted + antenna gain (4.27dBi)

		n2				
BW	MCS Index	Channel		371000	376000	381000
		Frequency (MHz)		1855	1880	1905
10M	$\pi/2$ BPSK	1	0	27.28	27.15	27.50
		1	26	27.32	27.34	27.13
		1	51	27.41	27.19	27.16
		26	0	27.13	27.15	27.00
		26	13	27.35	26.94	27.02
		26	26	26.96	26.81	26.84
		52	0	27.32	27.18	27.00
	QPSK	1	0	27.11	27.22	27.15
		1	26	27.34	27.22	27.36
		1	51	27.15	27.08	27.07
		26	0	27.06	27.08	26.92
		26	13	27.02	27.17	27.11
		26	26	26.93	27.02	26.96
		52	0	26.99	26.91	27.12
	16QAM	1	0	26.87	27.21	27.00
		1	26	26.91	26.89	27.04
		1	51	26.88	27.19	26.96
		26	0	26.71	27.02	27.07
		26	13	26.59	26.72	26.84
		26	26	26.61	26.95	26.71
		52	0	26.57	26.75	27.07
	64QAM	1	0	26.59	26.76	26.72
		1	26	27.02	26.70	26.59
		1	51	26.90	26.66	26.58
		26	0	26.44	26.49	26.87
		26	13	26.57	26.64	26.41
		26	26	26.46	26.48	26.62
		52	0	26.53	26.72	26.67
	256QAM	1	0	24.08	23.95	24.10
		1	26	24.26	24.08	23.90
1		51	24.41	23.97	24.36	
26		0	23.90	24.24	24.08	
26		13	23.85	24.23	23.78	
26		26	23.87	23.90	23.54	
52		0	24.08	23.79	24.00	

*EIRP = Conducted + antenna gain (4.27dBi)

n2						
BW	MCS Index	Channel		371500	376000	380500
		Frequency (MHz)		1857.5	1880	1902.5
15M	$\pi/2$ BPSK	1	0	27.18	27.29	27.40
		1	39	27.55	27.10	27.39
		1	78	27.16	27.44	27.38
		39	0	27.20	26.97	26.98
		39	19	27.32	27.36	26.86
		39	40	27.22	27.02	26.89
		79	0	26.89	26.84	27.13
	QPSK	1	0	27.13	27.34	27.24
		1	39	27.30	27.08	27.33
		1	78	27.10	27.29	27.17
		39	0	26.91	26.93	26.87
		39	19	27.04	26.91	26.91
		39	40	27.06	27.12	27.00
		79	0	26.89	26.89	27.04
	16QAM	1	0	26.95	27.10	27.13
		1	39	27.14	27.08	27.20
		1	78	27.14	27.00	27.08
		39	0	26.76	26.61	26.65
		39	19	26.74	26.83	26.78
		39	40	26.92	26.77	26.83
		79	0	26.59	26.73	26.87
	64QAM	1	0	26.67	26.86	26.98
		1	39	26.93	26.66	26.57
		1	78	27.05	27.01	26.76
		39	0	26.62	26.81	26.53
		39	19	26.84	26.55	26.42
		39	40	26.77	26.58	26.80
		79	0	26.42	26.72	26.81
	256QAM	1	0	24.34	24.04	24.04
		1	39	24.17	23.99	24.43
1		78	24.50	24.40	24.38	
39		0	23.97	23.59	23.37	
39		19	23.78	23.68	23.91	
39		40	23.78	23.37	24.08	
79		0	24.02	23.51	23.88	

*EIRP = Conducted + antenna gain (4.27dBi)

		n2				
BW	MCS Index	Channel		372000	376000	380000
		Frequency (MHz)		1860	1880	1900
20M	$\pi/2$ BPSK	1	0	27.23	27.46	27.10
		1	53	27.52	27.32	27.26
		1	105	27.12	27.43	27.38
		50	0	27.27	27.06	26.93
		50	25	27.35	26.79	26.86
		50	50	27.03	26.84	27.02
		106	0	27.30	26.78	26.85
	QPSK	1	0	27.08	27.19	26.90
		1	53	27.30	27.36	27.15
		1	105	26.91	27.34	27.09
		50	0	27.00	27.06	26.75
		50	25	26.65	26.68	26.66
		50	50	26.96	27.04	26.94
		106	0	26.68	27.01	26.71
	16QAM	1	0	26.59	26.81	27.03
		1	53	26.77	26.84	26.99
		1	105	26.60	26.97	26.94
		50	0	26.56	26.38	26.84
		50	25	26.61	26.73	26.87
		50	50	26.71	26.86	26.44
		106	0	26.57	26.78	26.73
	64QAM	1	0	26.59	26.81	27.03
		1	53	26.77	26.84	26.99
		1	105	26.60	26.97	26.94
		50	0	26.56	26.38	26.84
		50	25	26.61	26.73	26.87
		50	50	26.71	26.86	26.44
		106	0	26.57	26.78	26.73
	256QAM	1	0	24.12	24.55	24.49
		1	53	24.28	24.50	24.48
1		105	24.28	24.52	24.54	
50		0	23.87	24.00	23.49	
50		25	24.17	23.63	23.91	
50		50	23.48	23.82	23.41	
106		0	24.13	23.50	23.55	

*EIRP = Conducted + antenna gain (4.27dBi)

LTE Band 48 (Per 10M)						
BW	MCS Index	Channel		55265	55990	56715
		Frequency (MHz)		3552.5	3625	3697.5
5M	QPSK	1	0	22.35	22.71	22.46
		1	12	22.56	22.49	22.60
		1	24	22.65	22.33	22.39
		12	0	21.61	22.07	21.57
		12	6	21.98	22.07	22.21
		12	13	21.93	21.80	21.81
		25	0	21.77	21.63	21.63
	16QAM	1	0	21.71	21.32	21.63
		1	12	21.61	21.37	21.51
		1	24	21.70	21.61	21.51
		12	0	20.90	21.06	20.86
		12	6	20.56	20.83	20.53
		12	13	20.79	21.19	20.81
		25	0	21.18	20.60	21.06
	64QAM	1	0	20.57	20.42	20.38
		1	12	20.33	20.59	20.39
		1	24	20.70	20.44	20.51
		12	0	19.68	19.64	19.65
		12	6	19.84	19.66	20.03
		12	13	19.79	19.57	19.65
		25	0	19.54	19.55	19.56

*EIRP = Conducted + antenna gain (0.92dBi)

LTE Band 48 (Per 10M)						
BW	MCS Index	Channel		55290	55990	56690
		Frequency (MHz)		3555	3625	3695
10M	QPSK	1	0	22.44	22.51	22.55
		1	24	22.53	22.51	22.65
		1	49	22.33	22.51	22.34
		25	0	21.55	21.71	21.94
		25	12	21.65	21.85	21.81
		25	25	21.70	21.96	21.65
		50	0	21.56	22.19	22.15
	16QAM	1	0	21.32	21.51	21.37
		1	24	21.61	21.49	21.51
		1	49	21.58	21.56	21.50
		25	0	20.91	20.95	21.15
		25	12	20.80	20.94	21.09
		25	25	21.17	20.88	20.94
		50	0	20.67	20.83	20.82
	64QAM	1	0	20.68	20.69	20.51
		1	24	20.44	20.64	20.47
		1	49	20.46	20.65	20.62
		25	0	19.55	20.11	20.01
		25	12	19.92	20.12	19.98
		25	25	19.76	19.88	19.77
		50	0	20.22	20.21	19.85

*EIRP = Conducted + antenna gain (0.92dBi)

LTE Band 48 (Per 10M)						
BW	MCS Index	Channel		55315	55990	56665
		Frequency (MHz)		3557.5	3625	3692.5
15M	QPSK	1	0	22.52	22.47	22.54
		1	37	22.69	22.52	22.44
		1	74	22.37	22.43	22.48
		36	0	21.87	22.02	22.14
		36	19	22.05	21.77	21.71
		36	39	22.06	21.99	22.11
		75	0	19.80	19.98	20.06
	16QAM	1	0	21.56	21.46	21.45
		1	37	21.56	21.34	21.51
		1	74	21.49	21.55	21.72
		36	0	20.76	20.84	20.59
		36	19	20.65	21.13	20.96
		36	39	20.58	21.07	20.74
		75	0	19.06	19.08	18.76
	64QAM	1	0	20.46	20.57	20.66
		1	37	20.53	20.62	20.46
		1	74	20.43	20.48	20.55
		36	0	19.68	19.55	20.17
		36	19	20.08	20.14	19.62
		36	39	20.15	19.88	20.11
		75	0	17.98	17.94	18.07

*EIRP = Conducted + antenna gain (0.92dBi)

LTE Band 48 (Per 10M)						
BW	MCS Index	Channel		55340	55990	56640
		Frequency (MHz)		3560	3625	3690
20M	QPSK	1	0	22.33	22.33	22.36
		1	50	22.59	22.35	22.53
		1	99	22.41	22.47	22.52
		50	0	22.09	22.07	22.13
		50	25	21.73	22.09	22.17
		50	50	22.11	21.97	22.08
		100	0	18.82	18.93	18.92
	16QAM	1	0	21.33	21.65	21.33
		1	50	21.62	21.51	21.43
		1	99	21.60	21.53	21.63
		50	0	20.78	21.07	20.99
		50	25	20.94	20.67	21.06
		50	50	21.08	21.15	21.04
		100	0	17.93	18.07	18.00
	64QAM	1	0	20.54	20.57	20.34
		1	50	20.60	20.53	20.33
		1	99	20.54	20.33	20.62
		50	0	19.86	19.96	19.95
		50	25	19.89	19.64	20.08
		50	50	20.09	19.74	19.75
		100	0	17.20	17.05	16.69

*EIRP = Conducted + antenna gain (0.92dBi)

LTE Band 48 (Full Power)						
BW	MCS Index	Channel		55265	55990	56715
		Frequency (MHz)		3552.5	3625	3697.5
5M	QPSK	1	0	22.35	22.71	22.46
		1	12	22.56	22.49	22.60
		1	24	22.65	22.33	22.39
		12	0	21.61	22.07	21.57
		12	6	21.98	22.07	22.21
		12	13	21.93	21.80	21.81
		25	0	21.77	21.63	21.63
	16QAM	1	0	21.71	21.32	21.63
		1	12	21.61	21.37	21.51
		1	24	21.70	21.61	21.51
		12	0	20.90	21.06	20.86
		12	6	20.56	20.83	20.53
		12	13	20.79	21.19	20.81
		25	0	21.18	20.60	21.06
	64QAM	1	0	20.57	20.42	20.38
		1	12	20.33	20.59	20.39
		1	24	20.70	20.44	20.51
		12	0	19.68	19.64	19.65
		12	6	19.84	19.66	20.03
		12	13	19.79	19.57	19.65
		25	0	19.54	19.55	19.56

*EIRP = Conducted + antenna gain (0.92dBi)

LTE Band 48 (Full Power)						
BW	MCS Index	Channel		55290	55990	56690
		Frequency (MHz)		3555	3625	3695
10M	QPSK	1	0	22.44	22.51	22.55
		1	24	22.53	22.51	22.65
		1	49	22.33	22.51	22.34
		25	0	21.55	21.71	21.94
		25	12	21.65	21.85	21.81
		25	25	21.70	21.96	21.65
		50	0	21.56	22.19	22.15
	16QAM	1	0	21.32	21.51	21.37
		1	24	21.61	21.49	21.51
		1	49	21.58	21.56	21.50
		25	0	20.91	20.95	21.15
		25	12	20.80	20.94	21.09
		25	25	21.17	20.88	20.94
		50	0	20.67	20.83	20.82
	64QAM	1	0	20.68	20.69	20.51
		1	24	20.44	20.64	20.47
		1	49	20.46	20.65	20.62
		25	0	19.55	20.11	20.01
		25	12	19.92	20.12	19.98
		25	25	19.76	19.88	19.77
		50	0	20.22	20.21	19.85

*EIRP = Conducted + antenna gain (0.92dBi)

LTE Band 48 (Full Power)						
BW	MCS Index	Channel		55315	55990	56665
		Frequency (MHz)		3557.5	3625	3692.5
15M	QPSK	1	0	22.45	22.55	22.32
		1	37	22.64	22.42	22.35
		1	74	22.40	22.32	22.69
		36	0	22.09	21.61	21.82
		36	19	21.56	21.64	22.00
		36	39	22.09	22.05	22.06
		75	0	21.67	21.56	22.02
	16QAM	1	0	21.64	21.57	21.33
		1	37	21.44	21.50	21.69
		1	74	21.47	21.37	21.72
		36	0	20.73	20.56	21.13
		36	19	20.58	20.73	21.09
		36	39	20.86	20.92	21.10
		75	0	20.85	21.06	20.64
	64QAM	1	0	20.72	20.49	20.69
		1	37	20.49	20.45	20.59
		1	74	20.34	20.60	20.50
		36	0	19.96	19.89	19.85
		36	19	20.08	20.07	19.60
		36	39	19.84	20.02	19.55
		75	0	19.95	19.81	19.97

*EIRP = Conducted + antenna gain (0.92dBi)

LTE Band 48 (Full Power)						
BW	MCS Index	Channel		55340	55990	56640
		Frequency (MHz)		3560	3625	3690
20M	QPSK	1	0	22.59	22.63	22.32
		1	50	22.38	22.39	22.66
		1	99	22.46	22.62	22.32
		50	0	21.80	22.01	22.04
		50	25	21.60	22.17	21.91
		50	50	22.04	22.05	21.60
		100	0	21.79	22.05	22.16
	16QAM	1	0	21.37	21.35	21.48
		1	50	21.74	21.50	21.72
		1	99	21.68	21.49	21.65
		50	0	21.19	20.78	21.07
		50	25	20.79	20.87	20.88
		50	50	21.04	20.86	21.06
		100	0	20.52	20.81	21.15
	64QAM	1	0	20.42	20.60	20.71
		1	50	20.67	20.70	20.56
		1	99	20.51	20.37	20.63
		50	0	19.95	19.59	19.86
		50	25	19.81	19.76	20.09
		50	50	20.19	20.06	19.66
		100	0	20.12	19.57	19.55

*EIRP = Conducted + antenna gain (0.92dBi)

LTE Band 66						
BW	MCS Index	Channel		131979	132322	132665
		Frequency (MHz)		1710.7	1745	1779.3
1.4M	QPSK	1	0	27.15	27.44	27.14
		1	2	27.44	27.12	27.35
		1	5	27.22	27.29	27.28
		3	0	26.73	26.60	26.95
		3	1	26.94	26.54	26.56
		3	3	26.50	27.16	26.48
		6	0	27.02	26.95	27.11
	16QAM	1	0	26.15	26.10	26.14
		1	2	26.10	26.34	26.27
		1	5	26.26	26.14	26.28
		3	0	25.98	25.51	25.50
		3	1	26.17	25.56	26.12
		3	3	25.75	26.00	25.80
		6	0	26.14	25.64	25.96
	64QAM	1	0	25.36	25.37	25.22
		1	2	25.26	25.22	25.47
		1	5	25.23	25.34	25.41
		3	0	24.80	24.47	24.47
		3	1	25.14	24.58	25.12
		3	3	25.12	24.88	24.85
		6	0	24.55	24.77	24.65

*EIRP = Conducted + antenna gain (4.27dBi)

LTE Band 66						
BW	MCS Index	Channel		131987	132322	132657
		Frequency (MHz)		1711.5	1745	1778.5
3M	QPSK	1	0	27.13	27.44	27.13
		1	7	27.13	27.39	27.44
		1	14	27.46	27.46	27.37
		8	0	26.74	26.47	26.65
		8	3	26.89	26.69	26.80
		8	7	27.06	26.67	27.14
		15	0	26.90	26.77	26.55
	16QAM	1	0	26.40	26.37	26.46
		1	7	26.40	26.28	26.22
		1	14	26.45	26.14	26.07
		8	0	26.09	25.77	25.67
		8	3	25.48	25.54	25.83
		8	7	26.08	25.49	25.72
		15	0	25.49	26.12	25.61
	64QAM	1	0	25.36	25.30	25.13
		1	7	25.22	25.16	25.39
		1	14	25.43	25.43	25.37
		8	0	24.99	24.60	25.05
		8	3	24.61	24.55	24.76
		8	7	24.60	24.97	24.89
		15	0	25.13	24.98	24.95

*EIRP = Conducted + antenna gain (4.27dBi)

LTE Band 66						
BW	MCS Index	Channel		131997	132322	132647
		Frequency (MHz)		1712.5	1745	1777.5
5M	QPSK	1	0	27.36	27.17	27.38
		1	12	27.35	27.37	27.19
		1	24	27.44	27.26	27.34
		12	0	26.94	26.51	26.98
		12	6	26.71	26.80	26.83
		12	13	26.83	26.63	27.16
		25	0	26.96	26.77	27.06
	16QAM	1	0	26.26	26.31	26.40
		1	12	26.09	26.24	26.19
		1	24	26.43	26.20	26.28
		12	0	25.61	25.76	25.65
		12	6	25.86	25.85	25.87
		12	13	25.52	25.78	26.06
		25	0	25.95	25.90	26.11
	64QAM	1	0	25.26	25.38	25.12
		1	12	25.43	25.28	25.11
		1	24	25.45	25.34	25.35
		12	0	24.88	24.97	24.76
		12	6	24.62	25.09	24.95
		12	13	24.48	24.49	24.51
		25	0	25.14	24.89	24.86

*EIRP = Conducted + antenna gain (4.27dBi)

LTE Band 66						
BW	MCS Index	Channel		132022	132322	132622
		Frequency (MHz)		1715	1745	1775
10M	QPSK	1	0	27.47	27.13	27.36
		1	24	27.36	27.22	27.31
		1	49	27.33	27.27	27.46
		25	0	27.17	27.17	26.65
		25	12	26.54	26.50	26.55
		25	25	27.04	26.56	26.85
		50	0	26.58	26.55	26.97
	16QAM	1	0	26.40	26.43	26.44
		1	24	26.30	26.34	26.33
		1	49	26.28	26.27	26.39
		25	0	25.83	25.67	26.00
		25	12	26.04	25.54	26.12
		25	25	25.82	25.85	26.15
		50	0	25.73	25.60	25.86
	64QAM	1	0	25.16	25.39	25.33
		1	24	25.47	25.22	25.17
		1	49	25.38	25.20	25.09
		25	0	24.76	24.64	24.70
		25	12	25.16	25.09	25.06
		25	25	25.03	24.96	25.08
		50	0	25.03	24.88	24.89

*EIRP = Conducted + antenna gain (4.27dBi)

LTE Band 66						
BW	MCS Index	Channel		132047	132322	132597
		Frequency (MHz)		1717.5	1745	1772.5
15M	QPSK	1	0	27.12	27.34	27.43
		1	37	27.19	27.33	27.32
		1	74	27.37	27.16	27.19
		36	0	27.02	26.79	26.54
		36	19	26.68	26.75	26.63
		36	39	26.56	26.53	27.13
		75	0	27.11	26.97	26.88
	16QAM	1	0	26.20	26.24	26.41
		1	37	26.29	26.08	26.41
		1	74	26.22	26.21	26.17
		36	0	26.10	25.65	25.62
		36	19	25.52	25.74	25.83
		36	39	26.10	25.97	25.74
		75	0	25.78	25.86	25.87
	64QAM	1	0	25.10	25.47	25.09
		1	37	25.45	25.21	25.40
		1	74	25.09	25.35	25.13
		36	0	24.98	25.03	25.08
		36	19	24.94	24.72	24.80
		36	39	25.12	24.84	25.14
		75	0	24.52	24.55	24.78

*EIRP = Conducted + antenna gain (4.27dBi)

LTE Band 66						
BW	MCS Index	Channel		132072	132322	132575
		Frequency (MHz)		1720	1745	1770
20M	QPSK	1	0	27.28	27.40	27.12
		1	50	27.17	27.42	27.43
		1	99	27.16	27.46	27.11
		50	0	27.17	26.97	26.84
		50	25	27.10	26.57	26.58
		50	50	26.66	26.87	27.11
		100	0	26.96	26.86	26.91
	16QAM	1	0	26.44	26.20	26.40
		1	50	26.46	26.08	26.42
		1	99	26.29	26.10	26.45
		50	0	25.48	25.50	25.66
		50	25	26.12	25.60	25.61
		50	50	25.47	25.95	25.64
		100	0	26.13	25.72	26.08
	64QAM	1	0	25.27	25.47	25.32
		1	50	25.08	25.35	25.10
		1	99	25.14	25.18	25.24
		50	0	25.17	25.08	24.54
		50	25	24.93	24.97	24.99
		50	50	25.13	24.65	24.62
		100	0	24.47	24.80	25.10

*EIRP = Conducted + antenna gain (4.27dBi)

ERP Power (dBm)

LTE Band 5						
BW	MCS Index	RB Size	RB Offset	Low	Mid	High
		Channel		20407	20525	20643
		Frequency (MHz)		824.7	836.5	848.3
1.4M	QPSK	1	0	24.68	24.97	24.94
		1	2	24.75	24.96	24.91
		1	5	24.66	24.96	24.89
		3	0	24.11	24.44	24.02
		3	1	24.15	24.03	24.27
		3	3	24.27	24.25	24.48
		6	0	24.63	24.57	23.94
	16QAM	1	0	23.72	23.71	23.85
		1	2	23.67	23.83	23.78
		1	5	23.66	23.87	23.91
		3	0	23.05	23.34	23.60
		3	1	22.99	23.39	23.47
		3	3	23.47	23.24	23.14
		6	0	22.92	23.65	22.91
	64QAM	1	0	22.95	22.72	22.98
		1	2	23.03	22.74	22.87
		1	5	22.73	22.79	22.96
		3	0	22.60	22.03	22.27
		3	1	22.34	22.44	22.58
		3	3	22.43	22.39	22.07
		6	0	22.46	21.99	22.27

*ERP = Conducted + antenna gain (3.81dBi)-2.15

LTE Band 5						
BW	MCS Index	RB Size	RB Offset	Low	Mid	High
		Channel		20415	20525	20635
		Frequency (MHz)		825.5	836.5	847.5
3M	QPSK	1	0	25.00	24.86	25.03
		1	7	24.80	24.96	24.88
		1	14	24.82	24.85	24.70
		8	0	24.26	24.17	24.02
		8	3	24.26	24.46	24.18
		8	7	24.05	24.34	24.44
		15	0	24.15	23.94	24.22
	16QAM	1	0	23.85	23.89	23.68
		1	7	23.82	23.89	24.06
		1	14	23.97	23.96	23.97
		8	0	23.15	23.11	22.94
		8	3	23.50	23.28	23.59
		8	7	23.20	23.56	23.17
		15	0	23.30	23.50	23.61
	64QAM	1	0	22.75	22.77	22.89
		1	7	22.67	22.76	22.92
		1	14	22.76	22.97	22.71
		8	0	22.53	22.26	22.41
		8	3	21.95	22.56	22.46
		8	7	22.66	22.14	22.40
		15	0	21.92	22.21	22.04

*ERP = Conducted + antenna gain (3.81dBi)-2.15

LTE Band 5						
BW	MCS Index	RB Size	RB Offset	Low	Mid	High
		Channel		20425	20525	20625
		Frequency (MHz)		826.5	836.5	846.5
5M	QPSK	1	0	24.93	24.98	24.92
		1	12	24.71	24.91	25.04
		1	24	24.81	24.75	24.99
		12	0	23.87	23.92	24.53
		12	6	24.33	24.64	24.10
		12	13	24.28	24.48	24.39
		25	0	24.16	23.90	23.94
	16QAM	1	0	23.99	23.85	23.99
		1	12	23.66	23.73	23.77
		1	24	23.71	23.95	23.96
		12	0	23.34	22.97	22.91
		12	6	23.66	23.17	23.06
		12	13	22.93	23.09	23.39
		25	0	23.18	23.65	23.59
	64QAM	1	0	22.97	22.75	22.69
		1	12	22.66	22.88	22.72
		1	24	22.72	22.88	22.78
		12	0	22.14	22.02	22.13
		12	6	22.38	22.65	22.14
		12	13	22.51	22.61	21.97
		25	0	21.87	22.07	22.28

*ERP = Conducted + antenna gain (3.81dBi)-2.15

LTE Band 5						
BW	MCS Index	RB Size	RB Offset	Low	Mid	High
		Channel		20450	20525	20600
		Frequency (MHz)		829	836.5	844
10M	QPSK	1	0	24.91	25.04	24.80
		1	24	24.73	24.99	24.73
		1	49	24.99	24.74	24.82
		25	0	24.40	24.58	24.21
		25	12	24.49	23.99	23.96
		25	25	24.19	24.36	24.30
		50	0	24.32	24.24	24.30
	16QAM	1	0	23.75	23.68	23.68
		1	24	23.84	23.95	23.80
		1	49	24.06	23.79	23.90
		25	0	22.96	23.40	23.24
		25	12	23.21	23.49	23.22
		25	25	23.09	22.90	23.48
		50	0	23.50	23.45	23.20
	64QAM	1	0	22.81	22.88	22.90
		1	24	22.69	22.91	22.80
		1	49	22.70	22.84	22.96
		25	0	21.86	22.06	21.93
		25	12	22.45	22.49	22.50
		25	25	22.65	21.95	21.87
		50	0	22.12	22.58	22.08

*ERP = Conducted + antenna gain (3.81dBi)-2.15

LTE Band 12						
BW	MCS Index	Channel		23017	23095	23173
		Frequency (MHz)		699.7	707.5	715.3
1.4M	QPSK	1	0	25.45	25.22	25.33
		1	2	25.26	25.24	25.20
		1	5	25.09	25.11	25.19
		3	0	25.09	24.99	24.63
		3	1	24.85	24.55	25.11
		3	3	25.02	24.79	24.97
		6	0	24.92	24.80	25.03
	16QAM	1	0	24.20	24.45	24.43
		1	2	24.31	24.23	24.30
		1	5	24.24	24.16	24.36
		3	0	23.69	23.49	23.94
		3	1	23.73	23.85	24.09
		3	3	23.82	24.03	23.70
		6	0	23.64	23.56	23.49
	64QAM	1	0	23.12	23.31	23.21
		1	2	23.32	23.18	23.27
		1	5	23.33	23.08	23.23
		3	0	22.55	22.97	23.02
		3	1	23.14	22.92	22.91
		3	3	22.77	22.70	22.74
		6	0	22.63	23.06	22.63

*ERP = Conducted + antenna gain (4.41dBi)-2.15

LTE Band 12						
BW	MCS Index	Channel		23025	23095	23165
		Frequency (MHz)		700.5	707.5	714.5
3M	QPSK	1	0	25.43	25.26	25.38
		1	7	25.34	25.24	25.19
		1	14	25.18	25.41	25.18
		8	0	24.65	25.11	25.12
		8	3	25.12	24.92	24.75
		8	7	24.90	24.90	24.53
		15	0	25.03	24.97	24.81
	16QAM	1	0	24.14	24.32	24.07
		1	7	24.34	24.37	24.46
		1	14	24.06	24.17	24.16
		8	0	24.05	23.93	23.90
		8	3	23.84	23.78	23.97
		8	7	23.68	23.57	23.80
		15	0	23.47	23.48	23.58
	64QAM	1	0	23.34	23.31	23.21
		1	7	23.14	23.27	23.26
		1	14	23.18	23.43	23.06
		8	0	23.16	22.74	22.81
		8	3	22.64	23.14	22.49
		8	7	22.96	22.93	22.82
		15	0	23.09	23.07	22.99

*ERP = Conducted + antenna gain (4.41dBi)-2.15

LTE Band 12						
BW	MCS Index	Channel		23035	23095	23155
		Frequency (MHz)		701.5	707.5	713.5
5M	QPSK	1	0	25.44	25.34	25.30
		1	12	25.17	25.16	25.16
		1	24	25.19	25.22	25.09
		12	0	24.70	25.15	24.75
		12	6	24.84	24.54	24.78
		12	13	24.72	25.01	24.53
		25	0	24.87	24.73	24.64
	16QAM	1	0	24.10	24.09	24.41
		1	12	24.36	24.42	24.32
		1	24	24.42	24.38	24.27
		12	0	23.99	23.69	24.05
		12	6	23.63	24.13	24.00
		12	13	24.12	24.06	24.12
		25	0	24.03	23.48	24.16
	64QAM	1	0	23.39	23.26	23.39
		1	12	23.26	23.32	23.26
		1	24	23.30	23.10	23.44
		12	0	23.16	23.14	22.59
		12	6	22.55	22.68	22.58
		12	13	22.55	22.56	22.53
		25	0	22.79	22.60	22.46

*ERP = Conducted + antenna gain (4.41dBi)-2.15

LTE Band 12						
BW	MCS Index	Channel		23060	23095	23130
		Frequency (MHz)		704	707.5	711
10M	QPSK	1	0	25.16	25.18	25.27
		1	24	25.12	25.17	25.38
		1	49	25.14	25.27	25.41
		25	0	24.97	24.80	25.06
		25	12	24.57	24.59	24.49
		25	25	24.64	24.84	24.55
		50	0	24.99	25.00	24.54
	16QAM	1	0	24.33	24.14	24.42
		1	24	24.45	24.15	24.12
		1	49	24.18	24.14	24.11
		25	0	23.57	23.66	24.05
		25	12	23.77	23.71	23.82
		25	25	24.14	24.04	23.49
		50	0	23.74	23.56	23.47
	64QAM	1	0	23.35	23.23	23.44
		1	24	23.20	23.12	23.13
		1	49	23.16	23.08	23.35
		25	0	22.64	22.51	22.93
		25	12	22.89	22.46	22.55
		25	25	22.83	22.94	22.71
		50	0	22.69	22.50	22.75

*ERP = Conducted + antenna gain (4.41dBi)-2.15

LTE Band 13						
BW	MCS Index	Channel		23205	23230	23255
		Frequency (MHz)		779.5	782	784.5
5M	QPSK	1	0	25.27	25.32	25.36
		1	12	25.06	25.18	25.28
		1	24	25.10	25.39	25.21
		12	0	25.15	24.68	24.47
		12	6	24.68	25.10	24.60
		12	13	24.51	24.98	25.12
		25	0	25.10	24.90	24.54
	16QAM	1	0	24.07	24.08	24.28
		1	12	24.15	24.10	24.37
		1	24	24.27	24.16	24.20
		12	0	23.64	24.13	23.65
		12	6	23.53	23.62	24.15
		12	13	23.58	23.56	23.96
		25	0	23.94	23.62	24.09
	64QAM	1	0	23.35	23.15	23.31
		1	12	23.28	23.41	23.10
		1	24	23.39	23.17	23.26
		12	0	23.00	22.82	23.13
		12	6	22.92	22.49	23.03
		12	13	22.85	22.77	22.70
		25	0	23.11	22.60	22.56

*ERP = Conducted + antenna gain (4.41dBi)-2.15

LTE Band 13				
BW	MCS Index	Channel		23230
		Frequency (MHz)		782
10M	QPSK	1	0	25.07
		1	24	25.46
		1	49	25.12
		25	0	24.63
		25	12	25.07
		25	25	25.01
		50	0	24.74
	16QAM	1	0	24.27
		1	24	24.33
		1	49	24.14
		25	0	23.98
		25	12	23.92
		25	25	23.63
		50	0	24.04
	64QAM	1	0	23.41
		1	24	23.26
		1	49	23.14
		25	0	22.96
		25	12	23.04
		25	25	22.69
		50	0	22.79

*ERP = Conducted + antenna gain (4.41dBi)-2.15

Modulation Type: QPSK

LTE Band 30, Channel Bandwidth: 5MHz

Mode		TX channel 27685					
Antenna Polarity & Test Distance: Horizontal at 3 M							
No.	Freq. (MHz)	Reading (dBm)	S.G Power Value (dBm)	Correction Factor (dB)	EIRP (dBm/5MHz)	Limit (dBm/5MHz)	Margin (dB)
1	2307.50	-19.0	22.4	-0.1	22.3	23.97	-1.67
Antenna Polarity & Test Distance: Vertical at 3 m							
No.	Freq. (MHz)	Reading (dBm)	S.G Power Value (dBm)	Correction Factor (dB)	EIRP (dBm/5MHz)	Limit (dBm/5MHz)	Margin (dB)
1	2307.50	-19.8	23.3	-0.1	23.2	23.97	-0.77

Mode		TX channel 27710					
Antenna Polarity & Test Distance: Horizontal at 3 M							
No.	Freq. (MHz)	Reading (dBm)	S.G Power Value (dBm)	Correction Factor (dB)	EIRP (dBm/5MHz)	Limit (dBm/5MHz)	Margin (dB)
1	2310.00	-18.8	22.6	-0.1	22.5	23.97	-1.47
Antenna Polarity & Test Distance: Vertical at 3 M							
No.	Freq. (MHz)	Reading (dBm)	S.G Power Value (dBm)	Correction Factor (dB)	EIRP (dBm/5MHz)	Limit (dBm/5MHz)	Margin (dB)
1	2310.00	-19.7	23.4	-0.1	23.3	23.97	-0.67

Mode		TX channel 27735					
Antenna Polarity & Test Distance: Horizontal at 3 M							
No.	Freq. (MHz)	Reading (dBm)	S.G Power Value (dBm)	Correction Factor (dB)	EIRP (dBm/5MHz)	Limit (dBm/5MHz)	Margin (dB)
1	2312.50	-19.1	22.3	-0.1	22.2	23.97	-1.77
Antenna Polarity & Test Distance: Vertical at 3 M							
No.	Freq. (MHz)	Reading (dBm)	S.G Power Value (dBm)	Correction Factor (dB)	EIRP (dBm/5MHz)	Limit (dBm/5MHz)	Margin (dB)
1	2312.50	-19.7	23.4	-0.1	23.3	23.97	-0.67

Note: EIRP (dBm) = S.G Power Value (dBm) - Correction Factor (dB).

LTE Band 30, Channel Bandwidth: 10MHz

Mode		TX channel 27710					
Antenna Polarity & Test Distance: Horizontal at 3 M							
No.	Freq. (MHz)	Reading (dBm)	S.G Power Value (dBm)	Correction Factor (dB)	EIRP (dBm/5MHz)	Limit (dBm/5MHz)	Margin (dB)
1	2310.00	-18.9	22.5	-0.1	22.4	23.97	-1.57
Antenna Polarity & Test Distance: Vertical at 3 M							
No.	Freq. (MHz)	Reading (dBm)	S.G Power Value (dBm)	Correction Factor (dB)	EIRP (dBm/5MHz)	Limit (dBm/5MHz)	Margin (dB)
1	2310.00	-19.9	23.2	-0.1	23.1	23.97	-0.87

Note: EIRP (dBm) = S.G Power Value (dBm) - Correction Factor (dB).

4.2 Modulation Characteristics Measurement

4.2.1 Limits of Modulation Characteristics

N/A

4.2.2 Test Procedure

Connect the EUT to Communication Simulator via the antenna connector, The frequency band is set as EUT supported Modulation and Channels, the EUT output is matched with 50 ohm load, the waveform quality and constellation of the EUT was tested.

4.2.3 Test Setup



4.2.4 Test Results



4.3 Frequency Stability Measurement

4.3.1 Limits of Frequency Stability Measurement

For LTE Band 5

1.5 ppm is for base and fixed station. 2.5 ppm is for mobile station.

For LTE Band 12, LTE Band 13, LTE Band 30, LTE Band 66

According to the FCC part 2.1055 shall be tested the frequency stability. The rule is defined that "The frequency stability shall be sufficient to ensure that the fundamental emission stays within the authorized frequency block." The test extreme voltage is according to the 2.1055(d)(1) Vary primary supply voltage from 85 to 115 percent of the nominal value for other than hand carried battery equipment and the extreme temperature rule is comply with specification of EUT $-30^{\circ}\text{C} \sim 50^{\circ}\text{C}$.

For LTE Band 48

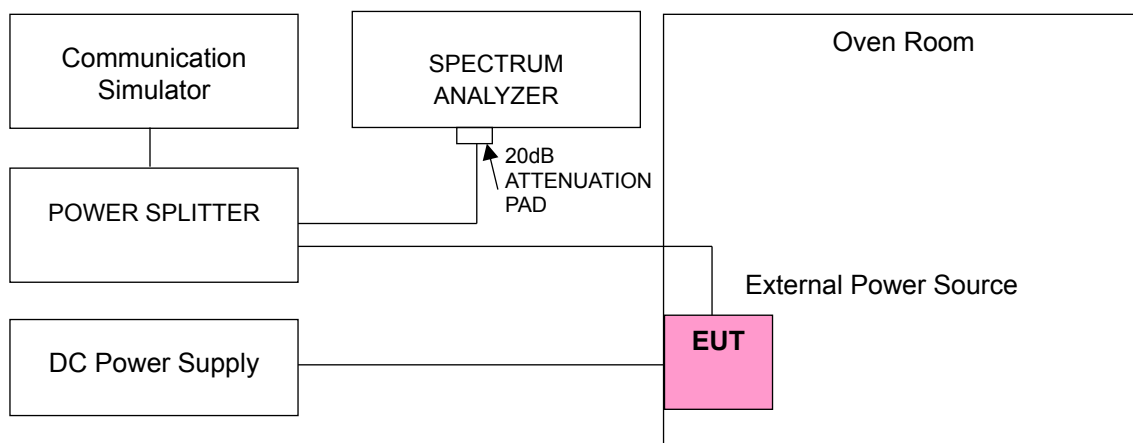
The frequency stability shall be sufficient to ensure that the fundamental emission stays within the authorized frequency band.

4.3.2 Test Procedure

- Device is placed at the oven room. The oven room could control the temperatures and humidity. Power warm up is at least 15 min and power applied should perform before recording frequency error.
- EUT is connected the external power supply to control the DC input power. The test voltage range is from minimum to maximum working voltage. Each step shall be record the frequency error rate.
- The temperature range step is 10 degrees in this test items. All temperature levels shall be hold the $\pm 0.5^{\circ}\text{C}$ during the measurement testing. The each temperature step shall be at least 0.5 hours, consider the EUT could be test under the stability condition.

Note: The frequency error was recorded frequency error from the communication simulator.

4.3.3 Test Setup



4.3.4 Test Results

Frequency Error vs. Voltage

Voltage (Volts)	n2			
	Channel Bandwidth: 5 MHz			
	Low Channel		High Channel	
	Frequency (MHz)	Frequency Error (ppm)	Frequency (MHz)	Frequency Error (ppm)
4.25	1852.500003	0.002	1907.500002	0.001
5	1852.500003	0.002	1907.500004	0.002
5.75	1852.500002	0.001	1907.500001	0.001

Note: The applicant defined the normal working voltage is from 4.25Vdc to 5.75Vdc.

Frequency Error vs. Temperature

Temp. (°C)	n2			
	Channel Bandwidth: 5 MHz			
	Low Channel		High Channel	
	Frequency (MHz)	Frequency Error (ppm)	Frequency (MHz)	Frequency Error (ppm)
-30	1852.500001	0.001	1907.500002	0.001
-20	1852.500003	0.001	1907.500002	0.001
-10	1852.500004	0.002	1907.500003	0.001
0	1852.500001	0.001	1907.500004	0.002
10	1852.500002	0.001	1907.500001	0.001
20	1852.499998	-0.001	1907.499997	-0.002
30	1852.499999	-0.001	1907.499998	-0.001
40	1852.499996	-0.002	1907.499996	-0.002
50	1852.499997	-0.001	1907.499996	-0.002

Frequency Error vs. Voltage

Voltage (Volts)	n2			
	Channel Bandwidth: 10 MHz			
	Low Channel		High Channel	
	Frequency (MHz)	Frequency Error (ppm)	Frequency (MHz)	Frequency Error (ppm)
4.25	1855.000001	0.001	1905.000003	0.002
5	1855.000004	0.002	1905.000002	0.001
5.75	1855.000004	0.002	1905.000003	0.002

Note: The applicant defined the normal working voltage is from 4.25Vdc to 5.75Vdc.

Frequency Error vs. Temperature

Temp. (°C)	n2			
	Channel Bandwidth: 10 MHz			
	Low Channel		High Channel	
	Frequency (MHz)	Frequency Error (ppm)	Frequency (MHz)	Frequency Error (ppm)
-30	1855.000001	0.001	1905.000002	0.001
-20	1855.000004	0.002	1905.000003	0.002
-10	1855.000002	0.001	1905.000001	0.001
0	1855.000004	0.002	1905.000001	0.001
10	1855.000003	0.001	1905.000003	0.001
20	1854.999999	-0.001	1904.999997	-0.002
30	1854.999997	-0.002	1904.999997	-0.002
40	1854.999999	-0.001	1904.999999	-0.001
50	1854.999999	-0.001	1904.999999	-0.001

Frequency Error vs. Voltage

Voltage (Volts)	n2			
	Channel Bandwidth: 15 MHz			
	Low Channel		High Channel	
	Frequency (MHz)	Frequency Error (ppm)	Frequency (MHz)	Frequency Error (ppm)
4.25	1857.500002	0.001	1902.500001	0.001
5	1857.500002	0.001	1902.500003	0.002
5.75	1857.500003	0.002	1902.500002	0.001

Note: The applicant defined the normal working voltage is from 4.25Vdc to 5.75Vdc.

Frequency Error vs. Temperature

Temp. (°C)	n2			
	Channel Bandwidth: 15 MHz			
	Low Channel		High Channel	
	Frequency (MHz)	Frequency Error (ppm)	Frequency (MHz)	Frequency Error (ppm)
-30	1857.500003	0.002	1902.500004	0.002
-20	1857.500004	0.002	1902.500004	0.002
-10	1857.500002	0.001	1902.500001	0.001
0	1857.500002	0.001	1902.500004	0.002
10	1857.500001	0.001	1902.500003	0.002
20	1857.499998	-0.001	1902.499996	-0.002
30	1857.499998	-0.001	1902.499996	-0.002
40	1857.499997	-0.002	1902.499998	-0.001
50	1857.499999	-0.001	1902.499998	-0.001

Frequency Error vs. Voltage

Voltage (Volts)	n2			
	Channel Bandwidth: 20 MHz			
	Low Channel		High Channel	
	Frequency (MHz)	Frequency Error (ppm)	Frequency (MHz)	Frequency Error (ppm)
4.25	1860.000002	0.001	1900.000003	0.002
5	1860.000001	0.001	1900.000004	0.002
5.75	1860.000004	0.002	1900.000001	0.001

Note: The applicant defined the normal working voltage is from 4.25Vdc to 5.75Vdc.

Frequency Error vs. Temperature

Temp. (°C)	n2			
	Channel Bandwidth: 20 MHz			
	Low Channel		High Channel	
	Frequency (MHz)	Frequency Error (ppm)	Frequency (MHz)	Frequency Error (ppm)
-30	1860.000002	0.001	1900.000004	0.002
-20	1860.000004	0.002	1900.000004	0.002
-10	1860.000001	0.001	1900.000004	0.002
0	1860.000004	0.002	1900.000004	0.002
10	1860.000003	0.001	1900.000004	0.002
20	1859.999999	-0.001	1899.999997	-0.002
30	1859.999998	-0.001	1899.999999	-0.001
40	1859.999998	-0.001	1899.999997	-0.002
50	1859.999996	-0.002	1899.999998	-0.001

Frequency Error vs. Voltage

Voltage (Volts)	LTE Band 5			
	Channel Bandwidth: 1.4 MHz			
	Low Channel		High Channel	
	Frequency (MHz)	Frequency Error (ppm)	Frequency (MHz)	Frequency Error (ppm)
4.25	824.700001	0.001	848.300004	0.004
5	824.700004	0.005	848.300002	0.002
5.75	824.700004	0.005	848.300002	0.002

Note: The applicant defined the normal working voltage is from 4.25Vdc to 5.75Vdc.

Frequency Error vs. Temperature

Temp. (°C)	LTE Band 5			
	Channel Bandwidth: 1.4 MHz			
	Low Channel		High Channel	
	Frequency (MHz)	Frequency Error (ppm)	Frequency (MHz)	Frequency Error (ppm)
-30	824.700002	0.003	848.300003	0.004
-20	824.700002	0.002	848.300003	0.003
-10	824.700003	0.004	848.300002	0.002
0	824.700001	0.001	848.300002	0.002
10	824.700001	0.001	848.300003	0.003
20	824.699998	-0.003	848.299997	-0.004
30	824.699999	-0.002	848.299997	-0.004
40	824.699997	-0.004	848.299999	-0.001
50	824.699997	-0.004	848.299997	-0.004

Frequency Error vs. Voltage

Voltage (Volts)	LTE Band 5			
	Channel Bandwidth: 3 MHz			
	Low Channel		High Channel	
	Frequency (MHz)	Frequency Error (ppm)	Frequency (MHz)	Frequency Error (ppm)
4.25	825.500001	0.001	847.500004	0.005
5	825.500002	0.002	847.500002	0.002
5.75	825.500003	0.004	847.500004	0.004

Note: The applicant defined the normal working voltage is from 4.25Vdc to 5.75Vdc.

Frequency Error vs. Temperature

Temp. (°C)	LTE Band 5			
	Channel Bandwidth: 3 MHz			
	Low Channel		High Channel	
	Frequency (MHz)	Frequency Error (ppm)	Frequency (MHz)	Frequency Error (ppm)
-30	825.500003	0.004	847.500002	0.002
-20	825.500004	0.004	847.500002	0.002
-10	825.500004	0.005	847.500001	0.002
0	825.500002	0.002	847.500003	0.004
10	825.500001	0.001	847.500003	0.003
20	825.499997	-0.004	847.499998	-0.003
30	825.499996	-0.004	847.499997	-0.004
40	825.499999	-0.001	847.499999	-0.002
50	825.499998	-0.003	847.499997	-0.004

Frequency Error vs. Voltage

Voltage (Volts)	LTE Band 5			
	Channel Bandwidth: 5 MHz			
	Low Channel		High Channel	
	Frequency (MHz)	Frequency Error (ppm)	Frequency (MHz)	Frequency Error (ppm)
4.25	826.500002	0.003	846.500002	0.003
5	826.500002	0.002	846.500002	0.003
5.75	826.500002	0.003	846.500001	0.001

Note: The applicant defined the normal working voltage is from 4.25Vdc to 5.75Vdc.

Frequency Error vs. Temperature

Temp. (°C)	LTE Band 5			
	Channel Bandwidth: 5 MHz			
	Low Channel		High Channel	
	Frequency (MHz)	Frequency Error (ppm)	Frequency (MHz)	Frequency Error (ppm)
-30	826.500003	0.004	846.500003	0.004
-20	826.500004	0.004	846.500001	0.001
-10	826.500002	0.003	846.500003	0.004
0	826.500004	0.004	846.500002	0.003
10	826.500004	0.004	846.500004	0.005
20	826.499997	-0.004	846.499998	-0.002
30	826.499999	-0.002	846.499996	-0.004
40	826.499997	-0.004	846.499998	-0.002
50	826.499998	-0.003	846.499997	-0.003

Frequency Error vs. Voltage

Voltage (Volts)	LTE Band 5			
	Channel Bandwidth: 10 MHz			
	Low Channel		High Channel	
	Frequency (MHz)	Frequency Error (ppm)	Frequency (MHz)	Frequency Error (ppm)
4.25	829.000004	0.005	844.000002	0.002
5	829.000001	0.001	844.000003	0.004
5.75	829.000001	0.002	844.000003	0.004

Note: The applicant defined the normal working voltage is from 4.25Vdc to 5.75Vdc.

Frequency Error vs. Temperature

Temp. (°C)	LTE Band 5			
	Channel Bandwidth: 10 MHz			
	Low Channel		High Channel	
	Frequency (MHz)	Frequency Error (ppm)	Frequency (MHz)	Frequency Error (ppm)
-30	829.000003	0.004	844.000004	0.004
-20	829.000004	0.005	844.000003	0.004
-10	829.000002	0.003	844.000003	0.003
0	829.000004	0.005	844.000002	0.002
10	829.000002	0.003	844.000003	0.003
20	828.999997	-0.004	843.999997	-0.004
30	828.999997	-0.003	843.999997	-0.004
40	828.999999	-0.001	843.999998	-0.002
50	828.999996	-0.005	843.999997	-0.004

Frequency Error vs. Voltage

Voltage (Volts)	LTE Band 12			
	Channel Bandwidth: 1.4 MHz			
	Low Channel		High Channel	
	Frequency (MHz)	Frequency Error (ppm)	Frequency (MHz)	Frequency Error (ppm)
4.25	699.700003	0.005	715.300002	0.003
5	699.700004	0.005	715.300001	0.002
5.75	699.700002	0.003	715.300004	0.005

Note: The applicant defined the normal working voltage is from 4.25Vdc to 5.75Vdc.

Frequency Error vs. Temperature

Temp. (°C)	LTE Band 12			
	Channel Bandwidth: 1.4 MHz			
	Low Channel		High Channel	
	Frequency (MHz)	Frequency Error (ppm)	Frequency (MHz)	Frequency Error (ppm)
-30	699.700002	0.002	715.300002	0.003
-20	699.700003	0.004	715.300002	0.002
-10	699.700002	0.003	715.300001	0.002
0	699.700004	0.006	715.300002	0.003
10	699.700002	0.003	715.300003	0.004
20	699.699999	-0.002	715.299999	-0.001
30	699.699996	-0.005	715.299997	-0.004
40	699.699997	-0.005	715.299999	-0.002
50	699.699997	-0.005	715.299998	-0.003

Frequency Error vs. Voltage

Voltage (Volts)	LTE Band 12			
	Channel Bandwidth: 3 MHz			
	Low Channel		High Channel	
	Frequency (MHz)	Frequency Error (ppm)	Frequency (MHz)	Frequency Error (ppm)
4.25	700.500004	0.005	714.500004	0.005
5	700.500004	0.006	714.500001	0.002
5.75	700.500003	0.004	714.500002	0.003

Note: The applicant defined the normal working voltage is from 4.25Vdc to 5.75Vdc.

Frequency Error vs. Temperature

Temp. (°C)	LTE Band 12			
	Channel Bandwidth: 3 MHz			
	Low Channel		High Channel	
	Frequency (MHz)	Frequency Error (ppm)	Frequency (MHz)	Frequency Error (ppm)
-30	700.500004	0.005	714.500002	0.002
-20	700.500002	0.003	714.500001	0.002
-10	700.500002	0.003	714.500003	0.005
0	700.500003	0.004	714.500001	0.002
10	700.500001	0.002	714.500004	0.006
20	700.499996	-0.005	714.499997	-0.004
30	700.499998	-0.003	714.499998	-0.002
40	700.499997	-0.004	714.499997	-0.005
50	700.499999	-0.002	714.499996	-0.005

Frequency Error vs. Voltage

Voltage (Volts)	LTE Band 12			
	Channel Bandwidth: 5 MHz			
	Low Channel		High Channel	
	Frequency (MHz)	Frequency Error (ppm)	Frequency (MHz)	Frequency Error (ppm)
4.25	701.500004	0.005	713.500001	0.002
5	701.500001	0.002	713.500002	0.002
5.75	701.500002	0.003	713.500002	0.003

Note: The applicant defined the normal working voltage is from 4.25Vdc to 5.75Vdc.

Frequency Error vs. Temperature

Temp. (°C)	LTE Band 12			
	Channel Bandwidth: 5 MHz			
	Low Channel		High Channel	
	Frequency (MHz)	Frequency Error (ppm)	Frequency (MHz)	Frequency Error (ppm)
-30	701.500002	0.003	713.500001	0.001
-20	701.500002	0.003	713.500003	0.004
-10	701.500001	0.001	713.500002	0.003
0	701.500003	0.005	713.500002	0.002
10	701.500002	0.003	713.500002	0.003
20	701.499999	-0.002	713.499998	-0.003
30	701.499997	-0.005	713.499997	-0.005
40	701.499997	-0.005	713.499998	-0.004
50	701.499997	-0.004	713.499997	-0.004

Frequency Error vs. Voltage

Voltage (Volts)	LTE Band 12			
	Channel Bandwidth: 10 MHz			
	Low Channel		High Channel	
	Frequency (MHz)	Frequency Error (ppm)	Frequency (MHz)	Frequency Error (ppm)
4.25	704.000003	0.005	711.000001	0.002
5	704.000002	0.002	711.000003	0.005
5.75	704.000003	0.004	711.000004	0.005

Note: The applicant defined the normal working voltage is from 4.25Vdc to 5.75Vdc.

Frequency Error vs. Temperature

Temp. (°C)	LTE Band 12			
	Channel Bandwidth: 10 MHz			
	Low Channel		High Channel	
	Frequency (MHz)	Frequency Error (ppm)	Frequency (MHz)	Frequency Error (ppm)
-30	704.000001	0.001	711.000003	0.005
-20	704.000002	0.003	711.000002	0.003
-10	704.000001	0.001	711.000004	0.005
0	704.000002	0.003	711.000003	0.005
10	704.000001	0.002	711.000002	0.003
20	703.999999	-0.002	710.999997	-0.005
30	703.999999	-0.001	710.999997	-0.004
40	703.999998	-0.003	710.999996	-0.005
50	703.999997	-0.005	710.999997	-0.004

Frequency Error vs. Voltage

Voltage (Volts)	LTE Band 13			
	Channel Bandwidth: 5 MHz			
	Low Channel		High Channel	
	Frequency (MHz)	Frequency Error (ppm)	Frequency (MHz)	Frequency Error (ppm)
4.25	779.500001	0.002	784.500001	0.002
5	779.500002	0.002	784.500002	0.002
5.75	779.500001	0.002	784.500004	0.005

Note: The applicant defined the normal working voltage is from 4.25Vdc to 5.75Vdc.

Frequency Error vs. Temperature

Temp. (°C)	LTE Band 13			
	Channel Bandwidth: 5 MHz			
	Low Channel		High Channel	
	Frequency (MHz)	Frequency Error (ppm)	Frequency (MHz)	Frequency Error (ppm)
-30	779.500003	0.004	784.500003	0.004
-20	779.500003	0.004	784.500003	0.003
-10	779.500002	0.002	784.500004	0.005
0	779.500003	0.004	784.500001	0.002
10	779.500003	0.004	784.500002	0.003
20	779.499998	-0.003	784.499997	-0.004
30	779.499997	-0.004	784.499998	-0.003
40	779.499998	-0.003	784.499998	-0.003
50	779.499997	-0.004	784.499996	-0.005

Frequency Error vs. Voltage

Voltage (Volts)	LTE Band 13	
	Channel Bandwidth: 10 MHz	
	Frequency (MHz)	Frequency Error (ppm)
4.25	782.000004	0.005
5	782.000001	0.002
5.75	782.000003	0.004

Note: The applicant defined the normal working voltage is from 4.25Vdc to 5.75Vdc.

Frequency Error vs. Temperature

Temp. (°C)	LTE Band 13	
	Channel Bandwidth: 10 MHz	
	Frequency (MHz)	Frequency Error (ppm)
-30	782.000002	0.003
-20	782.000004	0.005
-10	782.000003	0.003
0	782.000004	0.005
10	782.000002	0.003
20	781.999996	-0.005
30	781.999999	-0.002
40	781.999999	-0.002
50	781.999997	-0.004

Frequency Error vs. Voltage

Voltage (Volts)	LTE Band 30			
	Channel Bandwidth: 5 MHz			
	Low Channel		High Channel	
	Frequency (MHz)	Frequency Error (ppm)	Frequency (MHz)	Frequency Error (ppm)
4.25	2307.500002	0.001	2312.500003	0.001
5	2307.500001	0.001	2312.500002	0.001
5.75	2307.500001	0.001	2312.500002	0.001

Note: The applicant defined the normal working voltage is from 4.25Vdc to 5.75Vdc.

Frequency Error vs. Temperature

Temp. (°C)	LTE Band 30			
	Channel Bandwidth: 5 MHz			
	Low Channel		High Channel	
	Frequency (MHz)	Frequency Error (ppm)	Frequency (MHz)	Frequency Error (ppm)
-30	2307.500003	0.001	2312.500004	0.002
-20	2307.500002	0.001	2312.500001	0.000
-10	2307.500003	0.001	2312.500002	0.001
0	2307.500003	0.001	2312.500003	0.001
10	2307.500003	0.001	2312.500003	0.001
20	2307.499996	-0.002	2312.499997	-0.001
30	2307.499998	-0.001	2312.499998	-0.001
40	2307.499998	-0.001	2312.499998	-0.001
50	2307.499998	-0.001	2312.499997	-0.001

Frequency Error vs. Voltage

Voltage (Volts)	LTE Band 30	
	Channel Bandwidth: 10 MHz	
	Frequency (MHz)	Frequency Error (ppm)
4.25	2310.000003	0.001
5	2310.000002	0.001
5.75	2310.000001	0.000

Note: The applicant defined the normal working voltage is from 4.25Vdc to 5.75Vdc.

Frequency Error vs. Temperature

Temp. (°C)	LTE Band 30	
	Channel Bandwidth: 10 MHz	
	Frequency (MHz)	Frequency Error (ppm)
-30	2310.000001	0.001
-20	2310.000004	0.002
-10	2310.000002	0.001
0	2310.000002	0.001
10	2310.000003	0.001
20	2309.999998	-0.001
30	2309.999996	-0.002
40	2309.999998	-0.001
50	2309.999998	-0.001

Frequency Error vs. Voltage

Voltage (Volts)	LTE Band 48			
	Channel Bandwidth: 5 MHz			
	Low Channel		High Channel	
	Frequency (MHz)	Frequency Error (ppm)	Frequency (MHz)	Frequency Error (ppm)
4.25	3552.500003	0.001	3697.500002	0.001
5	3552.500003	0.001	3697.500002	0.000
5.75	3552.500004	0.001	3697.500002	0.001

Note: The applicant defined the normal working voltage is from 4.25Vdc to 5.75Vdc.

Frequency Error vs. Temperature

Temp. (°C)	LTE Band 48			
	Channel Bandwidth: 5 MHz			
	Low Channel		High Channel	
	Frequency (MHz)	Frequency Error (ppm)	Frequency (MHz)	Frequency Error (ppm)
-30	3552.500003	0.001	3697.500003	0.001
-20	3552.500001	0.000	3697.500003	0.001
-10	3552.500004	0.001	3697.500004	0.001
0	3552.500003	0.001	3697.500003	0.001
10	3552.500003	0.001	3697.500004	0.001
20	3552.499997	-0.001	3697.499999	0.000
30	3552.499998	-0.001	3697.499997	-0.001
40	3552.499999	0.000	3697.499998	-0.001
50	3552.499998	-0.001	3697.499998	0.000

Frequency Error vs. Voltage

Voltage (Volts)	LTE Band 48			
	Channel Bandwidth: 10 MHz			
	Low Channel		High Channel	
	Frequency (MHz)	Frequency Error (ppm)	Frequency (MHz)	Frequency Error (ppm)
4.25	3555.000001	0.000	3695.000004	0.001
5	3555.000003	0.001	3695.000002	0.000
5.75	3555.000003	0.001	3695.000001	0.000

Note: The applicant defined the normal working voltage is from 4.25Vdc to 5.75Vdc.

Frequency Error vs. Temperature

Temp. (°C)	LTE Band 48			
	Channel Bandwidth: 10 MHz			
	Low Channel		High Channel	
	Frequency (MHz)	Frequency Error (ppm)	Frequency (MHz)	Frequency Error (ppm)
-30	3555.000003	0.001	3695.000001	0.000
-20	3555.000004	0.001	3695.000003	0.001
-10	3555.000003	0.001	3695.000003	0.001
0	3555.000004	0.001	3695.000003	0.001
10	3555.000003	0.001	3695.000003	0.001
20	3554.999997	-0.001	3694.999999	0.000
30	3554.999998	-0.001	3694.999998	0.000
40	3554.999998	-0.001	3694.999998	-0.001
50	3554.999997	-0.001	3694.999999	0.000

Frequency Error vs. Voltage

Voltage (Volts)	LTE Band 48			
	Channel Bandwidth: 15 MHz			
	Low Channel		High Channel	
	Frequency (MHz)	Frequency Error (ppm)	Frequency (MHz)	Frequency Error (ppm)
4.25	3557.500001	0.000	3692.500002	0.001
5	3557.500002	0.000	3692.500004	0.001
5.75	3557.500004	0.001	3692.500002	0.001

Note: The applicant defined the normal working voltage is from 4.25Vdc to 5.75Vdc.

Frequency Error vs. Temperature

Temp. (°C)	LTE Band 48			
	Channel Bandwidth: 15 MHz			
	Low Channel		High Channel	
	Frequency (MHz)	Frequency Error (ppm)	Frequency (MHz)	Frequency Error (ppm)
-30	3557.500002	0.001	3692.500002	0.000
-20	3557.500002	0.000	3692.500002	0.001
-10	3557.500003	0.001	3692.500002	0.001
0	3557.500003	0.001	3692.500002	0.000
10	3557.500003	0.001	3692.500003	0.001
20	3557.499998	-0.001	3692.499998	-0.001
30	3557.499996	-0.001	3692.499997	-0.001
40	3557.499998	-0.001	3692.499997	-0.001
50	3557.499998	-0.001	3692.499999	0.000

Frequency Error vs. Voltage

Voltage (Volts)	LTE Band 48			
	Channel Bandwidth: 20 MHz			
	Low Channel		High Channel	
	Frequency (MHz)	Frequency Error (ppm)	Frequency (MHz)	Frequency Error (ppm)
4.25	3560.000003	0.001	3690.000001	0.000
5	3560.000001	0.000	3690.000003	0.001
5.75	3560.000003	0.001	3690.000003	0.001

Note: The applicant defined the normal working voltage is from 4.25Vdc to 5.75Vdc.

Frequency Error vs. Temperature

Temp. (°C)	LTE Band 48			
	Channel Bandwidth: 20 MHz			
	Low Channel		High Channel	
	Frequency (MHz)	Frequency Error (ppm)	Frequency (MHz)	Frequency Error (ppm)
-30	3560.000003	0.001	3690.000002	0.001
-20	3560.000001	0.000	3690.000001	0.000
-10	3560.000004	0.001	3690.000002	0.001
0	3560.000002	0.001	3690.000004	0.001
10	3560.000004	0.001	3690.000002	0.000
20	3559.999996	-0.001	3689.999998	-0.001
30	3559.999998	-0.001	3689.999998	-0.001
40	3559.999999	0.000	3689.999996	-0.001
50	3559.999996	-0.001	3689.999998	0.000

Frequency Error vs. Voltage

Voltage (Volts)	LTE Band 66			
	Channel Bandwidth: 1.4 MHz			
	Low Channel		High Channel	
	Frequency (MHz)	Frequency Error (ppm)	Frequency (MHz)	Frequency Error (ppm)
4.25	1710.700002	0.001	1779.300001	0.001
5	1710.700003	0.002	1779.300001	0.001
5.75	1710.700002	0.001	1779.300003	0.001

Note: The applicant defined the normal working voltage is from 4.25Vdc to 5.75Vdc.

Frequency Error vs. Temperature

Temp. (°C)	LTE Band 66			
	Channel Bandwidth: 1.4 MHz			
	Low Channel		High Channel	
	Frequency (MHz)	Frequency Error (ppm)	Frequency (MHz)	Frequency Error (ppm)
-30	1710.700002	0.001	1779.300003	0.001
-20	1710.700003	0.002	1779.300003	0.002
-10	1710.700004	0.002	1779.300001	0.001
0	1710.700003	0.002	1779.300003	0.001
10	1710.700003	0.002	1779.300002	0.001
20	1710.699999	-0.001	1779.299996	-0.002
30	1710.699997	-0.002	1779.299996	-0.002
40	1710.699996	-0.002	1779.299997	-0.002
50	1710.699997	-0.002	1779.299997	-0.002

Frequency Error vs. Voltage

Voltage (Volts)	LTE Band 66			
	Channel Bandwidth: 3 MHz			
	Low Channel		High Channel	
	Frequency (MHz)	Frequency Error (ppm)	Frequency (MHz)	Frequency Error (ppm)
4.25	1711.500001	0.001	1778.500003	0.002
5	1711.500002	0.001	1778.500002	0.001
5.75	1711.500002	0.001	1778.500004	0.002

Note: The applicant defined the normal working voltage is from 4.25Vdc to 5.75Vdc.

Frequency Error vs. Temperature

Temp. (°C)	LTE Band 66			
	Channel Bandwidth: 3 MHz			
	Low Channel		High Channel	
	Frequency (MHz)	Frequency Error (ppm)	Frequency (MHz)	Frequency Error (ppm)
-30	1711.500001	0.001	1778.500001	0.001
-20	1711.500003	0.002	1778.500004	0.002
-10	1711.500003	0.002	1778.500001	0.001
0	1711.500001	0.001	1778.500001	0.001
10	1711.500003	0.002	1778.500002	0.001
20	1711.499998	-0.001	1778.499997	-0.002
30	1711.499999	-0.001	1778.499998	-0.001
40	1711.499998	-0.001	1778.499997	-0.002
50	1711.499998	-0.001	1778.499997	-0.002

Frequency Error vs. Voltage

Voltage (Volts)	LTE Band 66			
	Channel Bandwidth: 5 MHz			
	Low Channel		High Channel	
	Frequency (MHz)	Frequency Error (ppm)	Frequency (MHz)	Frequency Error (ppm)
4.25	1712.500003	0.002	1777.500003	0.002
5	1712.500003	0.002	1777.500002	0.001
5.75	1712.500002	0.001	1777.500003	0.001

Note: The applicant defined the normal working voltage is from 4.25Vdc to 5.75Vdc.

Frequency Error vs. Temperature

Temp. (°C)	LTE Band 66			
	Channel Bandwidth: 5 MHz			
	Low Channel		High Channel	
	Frequency (MHz)	Frequency Error (ppm)	Frequency (MHz)	Frequency Error (ppm)
-30	1712.500003	0.002	1777.500003	0.002
-20	1712.500004	0.002	1777.500003	0.002
-10	1712.500001	0.001	1777.500002	0.001
0	1712.500003	0.002	1777.500004	0.002
10	1712.500001	0.001	1777.500004	0.002
20	1712.499998	-0.001	1777.499998	-0.001
30	1712.499999	-0.001	1777.499998	-0.001
40	1712.499998	-0.001	1777.499999	-0.001
50	1712.499998	-0.001	1777.499996	-0.002

Frequency Error vs. Voltage

Voltage (Volts)	LTE Band 66			
	Channel Bandwidth: 10 MHz			
	Low Channel		High Channel	
	Frequency (MHz)	Frequency Error (ppm)	Frequency (MHz)	Frequency Error (ppm)
4.25	1715.000002	0.001	1775.000004	0.002
5	1715.000002	0.001	1775.000003	0.001
5.75	1715.000004	0.002	1775.000003	0.002

Note: The applicant defined the normal working voltage is from 4.25Vdc to 5.75Vdc.

Frequency Error vs. Temperature

Temp. (°C)	LTE Band 66			
	Channel Bandwidth: 10 MHz			
	Low Channel		High Channel	
	Frequency (MHz)	Frequency Error (ppm)	Frequency (MHz)	Frequency Error (ppm)
-30	1715.000004	0.002	1775.000002	0.001
-20	1715.000003	0.002	1775.000002	0.001
-10	1715.000001	0.001	1775.000003	0.002
0	1715.000002	0.001	1775.000003	0.001
10	1715.000003	0.002	1775.000002	0.001
20	1714.999997	-0.002	1774.999998	-0.001
30	1714.999998	-0.001	1774.999999	-0.001
40	1714.999996	-0.002	1774.999999	-0.001
50	1714.999997	-0.002	1774.999997	-0.001

Frequency Error vs. Voltage

Voltage (Volts)	LTE Band 66			
	Channel Bandwidth: 15 MHz			
	Low Channel		High Channel	
	Frequency (MHz)	Frequency Error (ppm)	Frequency (MHz)	Frequency Error (ppm)
4.25	1717.500003	0.002	1772.500003	0.002
5	1717.500003	0.002	1772.500003	0.001
5.75	1717.500004	0.002	1772.500003	0.002

Note: The applicant defined the normal working voltage is from 4.25Vdc to 5.75Vdc.

Frequency Error vs. Temperature

Temp. (°C)	LTE Band 66			
	Channel Bandwidth: 15 MHz			
	Low Channel		High Channel	
	Frequency (MHz)	Frequency Error (ppm)	Frequency (MHz)	Frequency Error (ppm)
-30	1717.500003	0.002	1772.500001	0.001
-20	1717.500002	0.001	1772.500001	0.001
-10	1717.500002	0.001	1772.500002	0.001
0	1717.500002	0.001	1772.500003	0.002
10	1717.500001	0.001	1772.500003	0.002
20	1717.499997	-0.002	1772.499997	-0.002
30	1717.499999	-0.001	1772.499998	-0.001
40	1717.499998	-0.001	1772.499997	-0.002
50	1717.499996	-0.002	1772.499997	-0.002

Frequency Error vs. Voltage

Voltage (Volts)	LTE Band 66			
	Channel Bandwidth: 20 MHz			
	Low Channel		High Channel	
	Frequency (MHz)	Frequency Error (ppm)	Frequency (MHz)	Frequency Error (ppm)
4.25	1720.000003	0.002	1770.000003	0.002
5	1720.000001	0.001	1770.000003	0.001
5.75	1720.000003	0.002	1770.000003	0.002

Note: The applicant defined the normal working voltage is from 4.25Vdc to 5.75Vdc.

Frequency Error vs. Temperature

Temp. (°C)	LTE Band 66			
	Channel Bandwidth: 20 MHz			
	Low Channel		High Channel	
	Frequency (MHz)	Frequency Error (ppm)	Frequency (MHz)	Frequency Error (ppm)
-30	1720.000001	0.001	1770.000004	0.002
-20	1720.000002	0.001	1770.000003	0.002
-10	1720.000003	0.002	1770.000004	0.002
0	1720.000001	0.001	1770.000004	0.002
10	1720.000003	0.002	1770.000003	0.002
20	1719.999997	-0.002	1769.999999	-0.001
30	1719.999997	-0.002	1769.999996	-0.002
40	1719.999999	-0.001	1769.999998	-0.001
50	1719.999998	-0.001	1769.999996	-0.002

4.4 Occupied Bandwidth Measurement

4.4.1 Test Procedure

For LTE Band 5:

The EUT makes a call to the communication simulator. All measurements were done at low, middle and high operational frequency range. The communication simulator station system controlled a EUT to export maximum output power under transmission mode and specific channel frequency. Use OBW measurement function of Spectrum analyzer to measure 99 % occupied bandwidth.

For LTE Band 12, LTE Band 13, LTE Band 30, LTE Band 66:

The occupied bandwidth (OBW), that is the frequency bandwidth such that, below its lower and above its upper frequency limits, the mean powers radiated are each equal to 0.5 % of the total mean power radiated by a given emission.

For LTE Band 48:

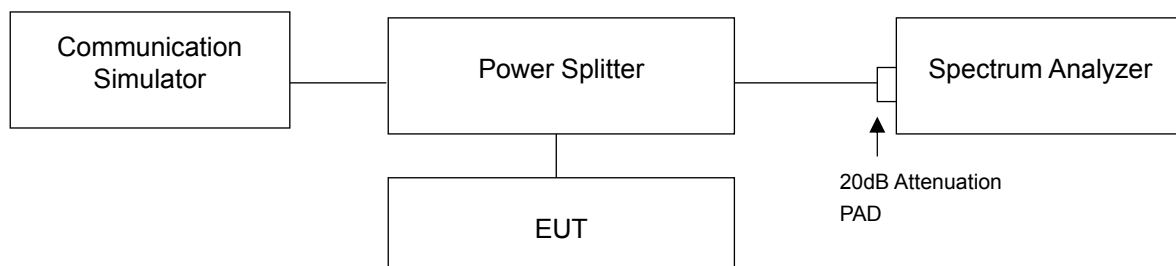
Occupied Bandwidth:

All measurements were done at low, middle and high operational frequency range. The communication simulator station system controlled a EUT to export maximum output power under transmission mode and specific channel frequency. Use OBW measurement function of Spectrum analyzer to measure 99 % occupied bandwidth.

26dBc Bandwidth:

The transmitter output was connected to the spectrum analyzer through an attenuator. The bandwidth of the fundamental frequency was measured by spectrum analyzer with RBW =51 kHz (5 MHz bandwidth), 100 kHz (10 MHz bandwidth), 150 kHz (15 MHz bandwidth), 200 kHz (20 MHz bandwidth). The emission bandwidth is defined as the width of the signal between two points, one below the carrier center frequency and one above the carrier center frequency, outside of which all emissions are attenuated at least 26 dB below the transmitter power.

4.4.2 Test Setup



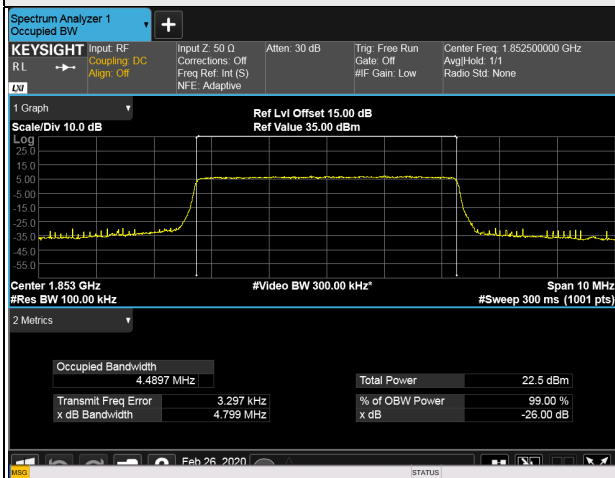
4.4.3 Test Result

Occupied Bandwidth

n2, Channel Bandwidth 5MHz						
Channel	Frequency (MHz)	99% Occupied Bandwidth (MHz)				
		$\pi/2$ BPSK	QPSK	16QAM	64QAM	256QAM
370500	1852.5	4.4660	4.4875	4.4873	4.4897	4.4676
376000	1880.0	4.4688	4.4860	4.4867	4.4896	4.4658
381500	1907.5	4.4676	4.4844	4.4859	4.4874	4.4651
n2, Channel Bandwidth 10MHz						
Channel	Frequency (MHz)	99% Occupied Bandwidth (MHz)				
		$\pi/2$ BPSK	QPSK	16QAM	64QAM	256QAM
371000	1855.0	9.1722	8.9511	8.9595	8.9468	9.1710
376000	1880.0	9.1604	8.9573	8.9587	8.9513	9.1691
381000	1905.0	9.1613	8.9563	8.9647	8.9516	9.1728
n2, Channel Bandwidth 15MHz						
Channel	Frequency (MHz)	99% Occupied Bandwidth (MHz)				
		$\pi/2$ BPSK	QPSK	16QAM	64QAM	256QAM
371500	1857.5	14.005	13.444	13.434	13.429	14.106
376000	1880.0	13.989	13.459	13.445	13.437	14.112
380500	1902.5	13.988	13.472	13.459	13.455	13.997
n2, Channel Bandwidth 20MHz						
Channel	Frequency (MHz)	99% Occupied Bandwidth (MHz)				
		$\pi/2$ BPSK	QPSK	16QAM	64QAM	256QAM
372000	1860.0	18.745	17.907	17.923	17.924	18.729
376000	1880.0	18.672	17.914	17.940	17.931	18.908
380000	1900.0	18.751	17.961	17.968	17.977	18.813

Spectrum Plot of Worst Value

5MHz / 64QAM



10MHz / 256QAM



15MHz / 256QAM



20MHz / 256QAM

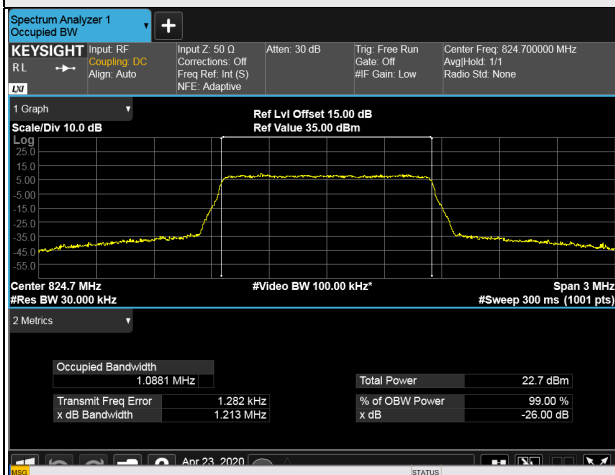


LTE Band 5

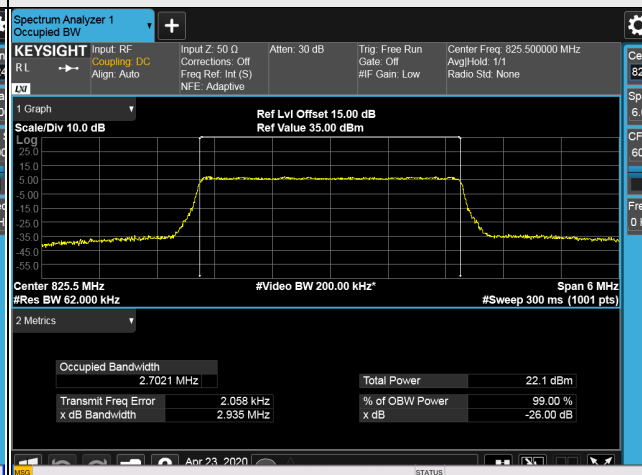
LTE Band 5, Channel Bandwidth 1.4MHz				
Channel	Frequency (MHz)	99% Occupied Bandwidth (MHz)		
		QPSK	16QAM	64QAM
20407	824.7	1.09	1.09	1.09
20525	836.5	1.09	1.09	1.09
20643	848.3	1.09	1.88	1.86
LTE Band 5, Channel Bandwidth 3MHz				
Channel	Frequency (MHz)	99% Occupied Bandwidth (MHz)		
		QPSK	16QAM	64QAM
20415	825.5	2.70	2.69	2.70
20525	836.5	2.70	2.69	2.70
20635	847.5	2.70	2.69	2.70
LTE Band 5, Channel Bandwidth 5MHz				
Channel	Frequency (MHz)	99% Occupied Bandwidth (MHz)		
		QPSK	16QAM	64QAM
20425	826.5	4.49	4.49	4.49
20525	836.5	4.48	4.49	4.49
20625	846.5	4.49	4.49	4.49
LTE Band 5, Channel Bandwidth 10MHz				
Channel	Frequency (MHz)	99% Occupied Bandwidth (MHz)		
		QPSK	16QAM	64QAM
20450	829.0	8.95	8.95	8.94
20525	836.5	8.96	8.96	8.95
20600	844.0	8.95	8.94	8.94

Spectrum Plot of Worst Value

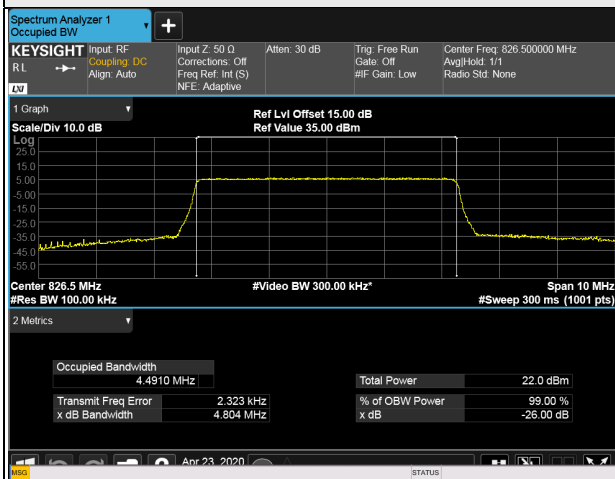
1.4MHz / 16QAM



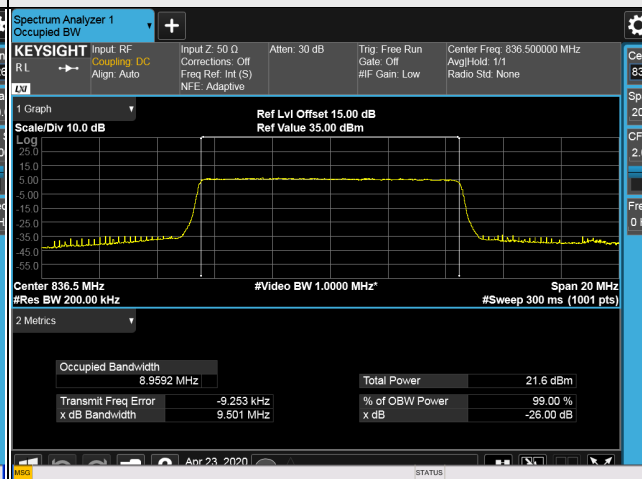
3MHz / 64QAM



5MHz / 64QAM



10MHz / 16QAM

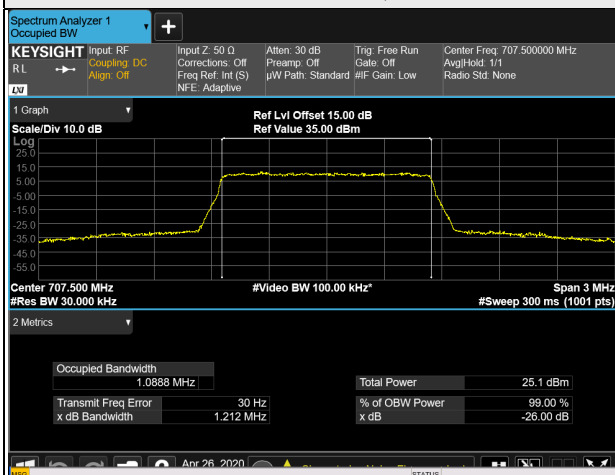


LTE Band 12

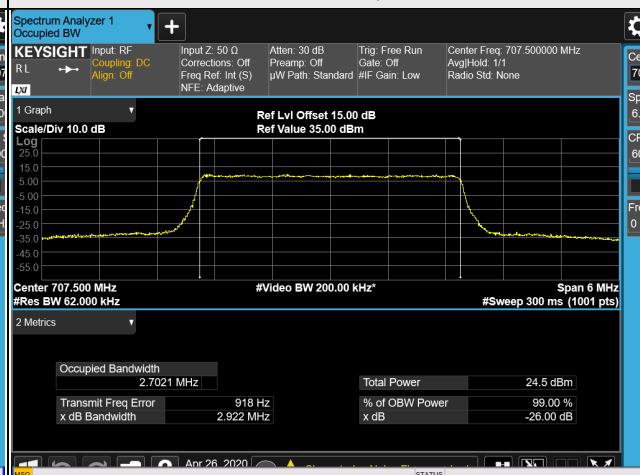
LTE Band 12, Channel Bandwidth 1.4MHz				
Channel	Frequency (MHz)	99% Occupied Bandwidth (MHz)		
		QPSK	16QAM	64QAM
23017	699.7	1.09	1.09	1.09
23095	707.5	1.09	1.09	1.09
23173	715.3	1.09	1.09	1.09
LTE Band 12, Channel Bandwidth 3MHz				
Channel	Frequency (MHz)	99% Occupied Bandwidth (MHz)		
		QPSK	16QAM	64QAM
23025	700.5	2.70	2.70	2.70
23095	707.5	2.70	2.69	2.70
23165	714.5	2.70	2.69	2.70
LTE Band 12, Channel Bandwidth 5MHz				
Channel	Frequency (MHz)	99% Occupied Bandwidth (MHz)		
		QPSK	16QAM	64QAM
23035	701.5	4.48	4.49	4.49
23095	707.5	4.48	4.48	4.49
23155	713.5	4.48	4.49	4.49
LTE Band 12, Channel Bandwidth 10MHz				
Channel	Frequency (MHz)	99% Occupied Bandwidth (MHz)		
		QPSK	16QAM	64QAM
23060	704.0	8.96	8.96	8.95
23095	707.5	8.95	8.96	8.95
23130	711.0	8.95	8.95	8.95

Spectrum Plot of Worst Value

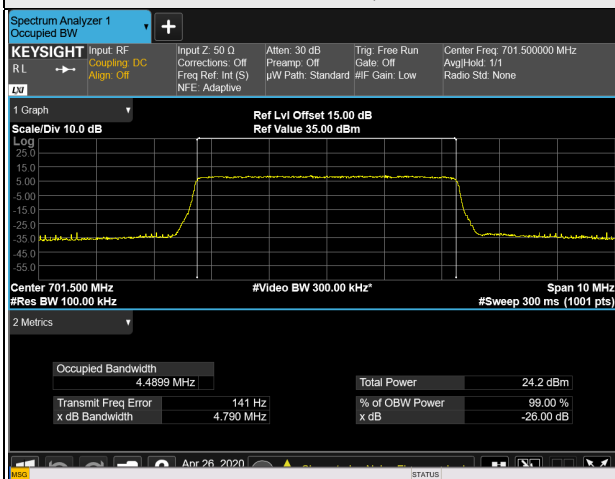
1.4MHz / 16QAM



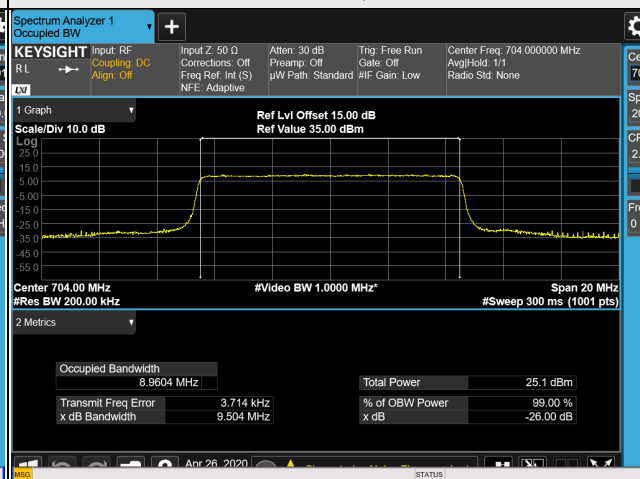
3MHz / 64QAM



5MHz / 64QAM



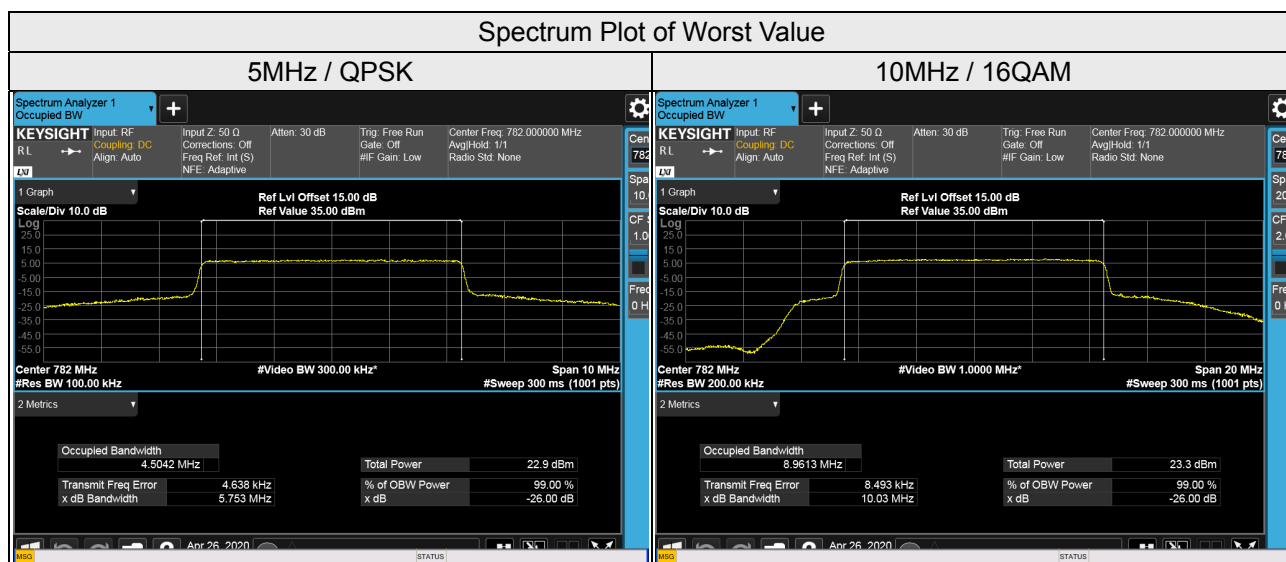
10MHz / QPSK



LTE Band 13

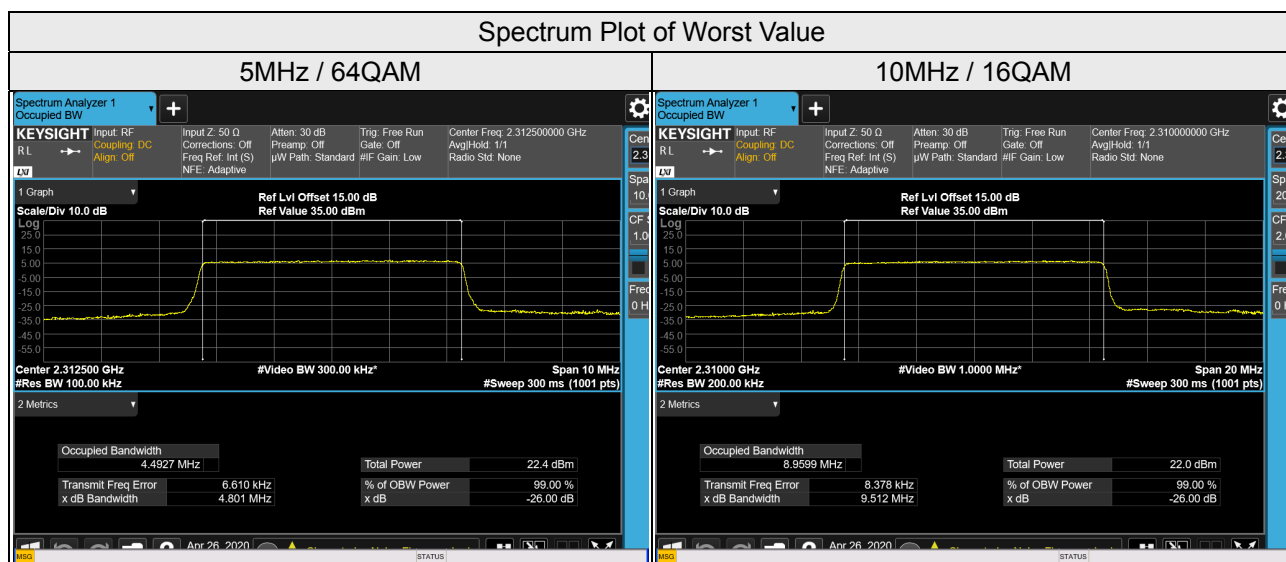
LTE Band 13, Channel Bandwidth 5MHz				
Channel	Frequency (MHz)	99% Occupied Bandwidth (MHz)		
		QPSK	16QAM	64QAM
23205	779.5	4.48	4.48	4.49
23230	782.0	4.50	4.50	4.49
23255	784.5	4.49	4.49	4.50

LTE Band 13, Channel Bandwidth 10MHz				
Channel	Frequency (MHz)	99% Occupied Bandwidth (MHz)		
		QPSK	16QAM	64QAM
23230	782.0	8.94	8.96	8.95



LTE Band 30

LTE Band 30, Channel Bandwidth 5MHz				
Channel	Frequency (MHz)	99% Occupied Bandwidth (MHz)		
		QPSK	16QAM	64QAM
27685	2307.5	4.49	4.49	4.49
27710	2310	4.49	4.49	4.49
27735	2312.5	4.49	4.49	4.49
LTE Band 30, Channel Bandwidth 10MHz				
Channel	Frequency (MHz)	99% Occupied Bandwidth (MHz)		
		QPSK	16QAM	64QAM
27710	2310	8.96	8.96	8.96

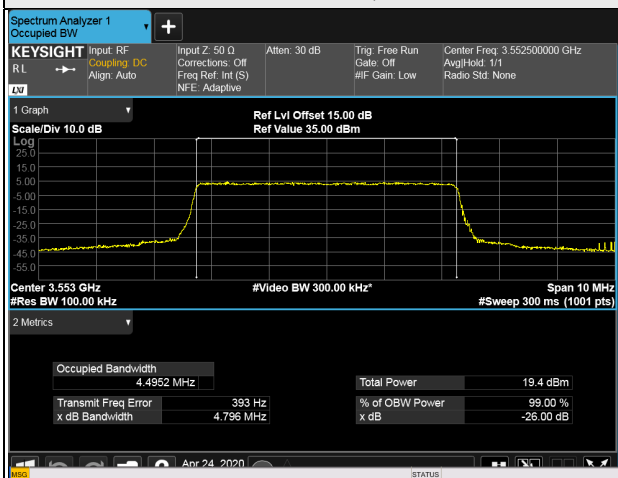


LTE Band 48

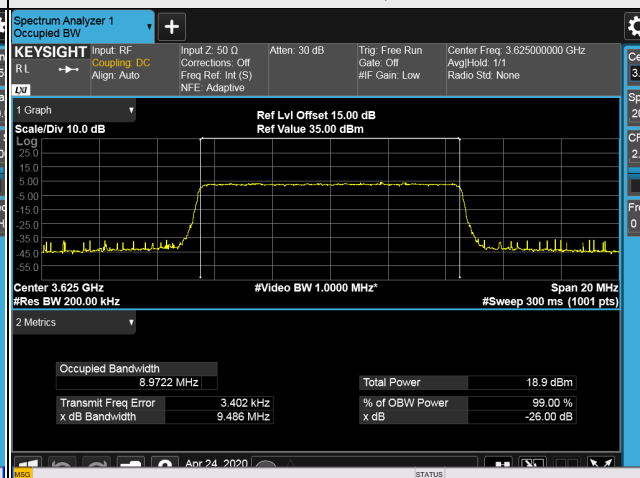
LTE Band 48, Channel Bandwidth 5MHz				
Channel	Frequency (MHz)	99% Occupied Bandwidth (MHz)		
		QPSK	16QAM	64QAM
55265	3552.5	4.49	4.49	4.50
55990	3625.0	4.49	4.49	4.49
56715	3697.5	4.49	4.49	4.49
LTE Band 48, Channel Bandwidth 10MHz				
Channel	Frequency (MHz)	99% Occupied Bandwidth (MHz)		
		QPSK	16QAM	64QAM
55290	3555.0	8.96	8.97	8.97
55990	3625.0	8.96	8.97	8.97
56690	3695.0	8.96	8.97	8.97
LTE Band 48, Channel Bandwidth 15MHz				
Channel	Frequency (MHz)	99% Occupied Bandwidth (MHz)		
		QPSK	16QAM	64QAM
55315	3557.5	13.46	13.46	13.45
55990	3625.0	13.46	13.44	13.45
56665	3692.5	13.46	13.45	13.45
LTE Band 48, Channel Bandwidth 20MHz				
Channel	Frequency (MHz)	99% Occupied Bandwidth (MHz)		
		QPSK	16QAM	64QAM
55340	3560.0	17.93	17.92	17.94
55990	3625.0	17.93	17.92	17.92
56640	3690.0	17.93	17.92	17.93

Spectrum Plot of Worst Value

5MHz / 64QAM



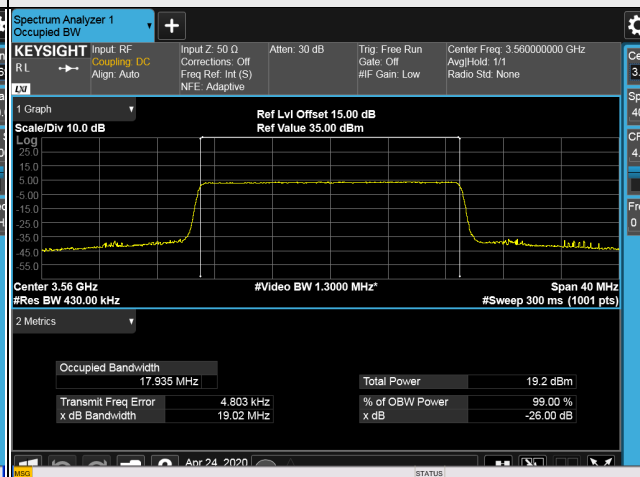
10MHz / 64QAM



15MHz / QPSK



20MHz / 64QAM



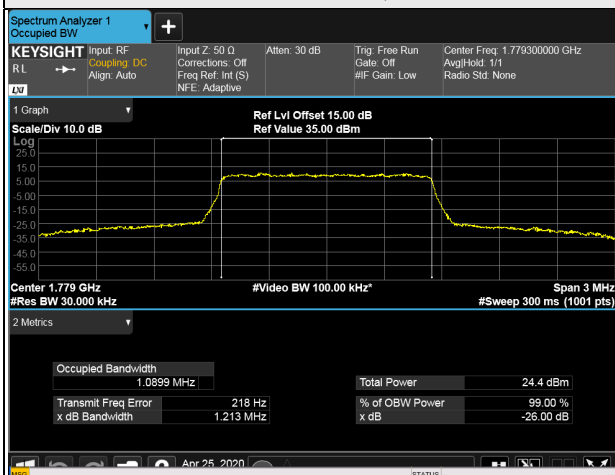
LTE Band 66

LTE Band 66, Channel Bandwidth 1.4MHz				
Channel	Frequency (MHz)	99% Occupied Bandwidth (MHz)		
		QPSK	16QAM	64QAM
131979	1710.7	1.09	1.09	1.09
132322	1745.0	1.09	1.09	1.09
132665	1779.3	1.09	1.09	1.09
LTE Band 66, Channel Bandwidth 3MHz				
Channel	Frequency (MHz)	99% Occupied Bandwidth (MHz)		
		QPSK	16QAM	64QAM
131987	1711.5	2.70	2.70	2.70
132322	1745.0	2.70	2.69	2.70
132657	1778.5	2.70	2.70	2.70
LTE Band 66, Channel Bandwidth 5MHz				
Channel	Frequency (MHz)	99% Occupied Bandwidth (MHz)		
		QPSK	16QAM	64QAM
131997	1712.5	4.49	4.49	4.50
132322	1745.0	4.49	4.49	4.50
132647	1777.5	4.49	4.49	4.50
LTE Band 66, Channel Bandwidth 10MHz				
Channel	Frequency (MHz)	99% Occupied Bandwidth (MHz)		
		QPSK	16QAM	64QAM
132022	1715.0	8.96	8.96	8.97
132322	1745.0	8.96	8.97	8.97
132622	1775.0	8.96	8.97	8.97
LTE Band 66, Channel Bandwidth 15MHz				
Channel	Frequency (MHz)	99% Occupied Bandwidth (MHz)		
		QPSK	16QAM	64QAM
132047	1717.5	13.45	13.44	13.44
132322	1745.0	13.47	13.47	13.46
132597	1772.5	13.48	13.48	13.48

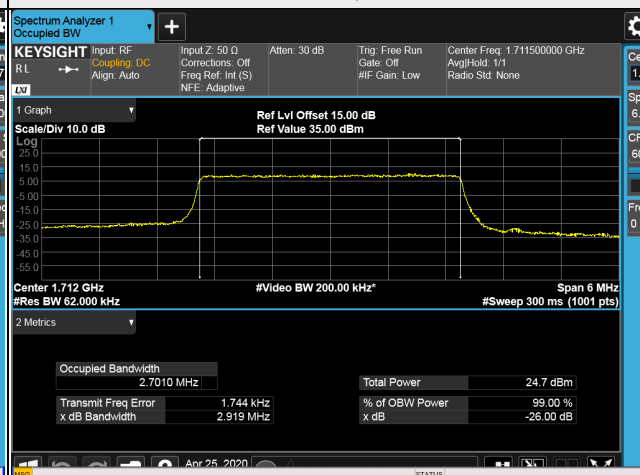
LTE Band 66, Channel Bandwidth 20MHz				
Channel	Frequency (MHz)	99% Occupied Bandwidth (MHz)		
		QPSK	16QAM	64QAM
132072	1720.0	17.91	17.91	17.92
132322	1745.0	17.96	17.99	17.98
132572	1770.0	18.01	18.02	18.02

Spectrum Plot of Worst Value

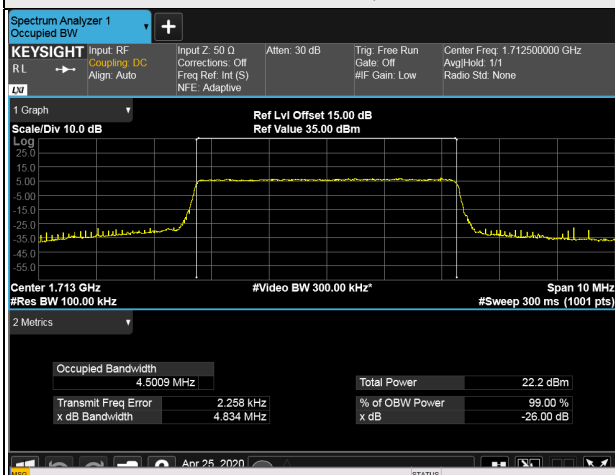
1.4MHz / 16QAM



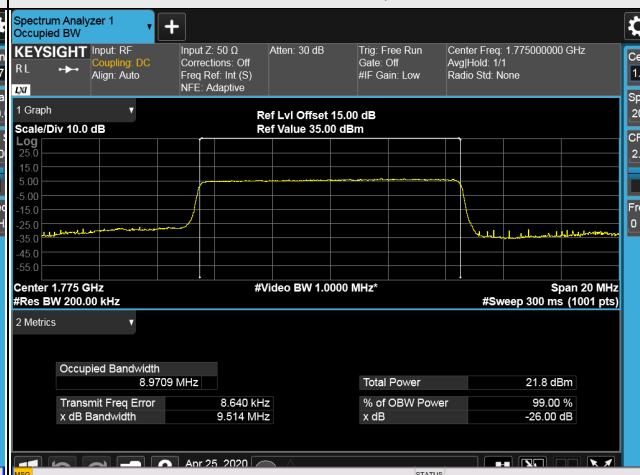
3MHz / QPSK



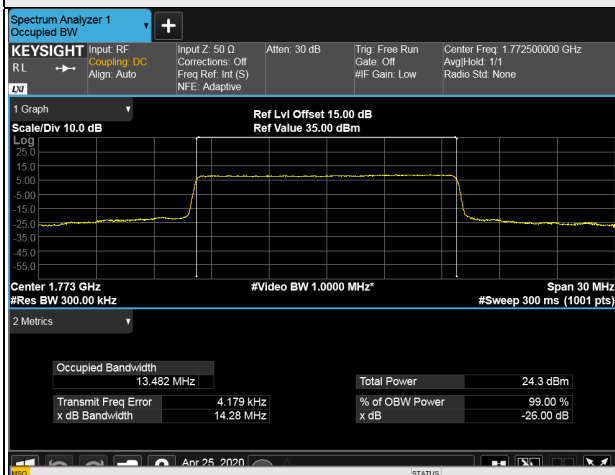
5MHz / 64QAM



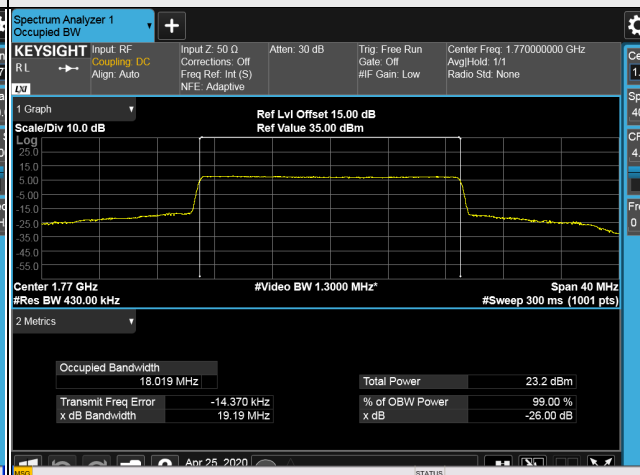
10MHz / 64QAM



15MHz / QPSK



20MHz / 16QAM



26dB Bandwidth

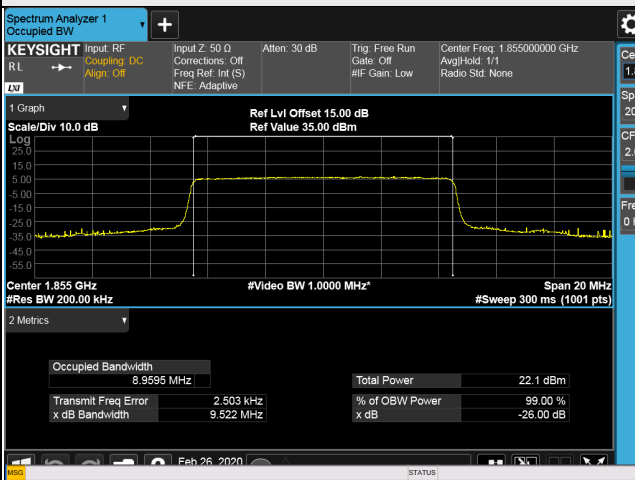
n2, Channel Bandwidth 5MHz						
Channel	Frequency (MHz)	26dBc Bandwidth (MHz)				
		$\pi/2$ BPSK	QPSK	16QAM	64QAM	256QAM
370500	1852.5	4.799	4.814	4.797	4.799	4.752
376000	1880.0	4.805	4.801	4.797	4.791	4.738
381500	1907.5	4.787	4.799	4.795	4.792	4.727
n2, Channel Bandwidth 10MHz						
Channel	Frequency (MHz)	26dBc Bandwidth (MHz)				
		$\pi/2$ BPSK	QPSK	16QAM	64QAM	256QAM
371000	1855.0	9.352	9.497	9.522	9.514	9.293
376000	1880.0	9.310	9.501	9.503	9.497	9.322
381000	1905.0	9.306	9.494	9.499	9.505	9.276
n2, Channel Bandwidth 15MHz						
Channel	Frequency (MHz)	26dBc Bandwidth (MHz)				
		$\pi/2$ BPSK	QPSK	16QAM	64QAM	256QAM
371500	1857.5	13.95	14.26	14.26	14.25	14.62
376000	1880.0	13.89	14.24	14.25	14.23	14.61
380500	1902.5	13.91	14.25	14.28	14.28	13.88
n2, Channel Bandwidth 20MHz						
Channel	Frequency (MHz)	26dBc Bandwidth (MHz)				
		$\pi/2$ BPSK	QPSK	16QAM	64QAM	256QAM
372000	1860.0	27.24	19.04	19.03	19.04	18.50
376000	1880.0	18.57	19.02	19.02	19.02	19.58
380000	1900.0	18.64	19.09	19.07	19.09	18.52

Spectrum Plot of Worst Value

5MHz / $\pi/2$ BPSK



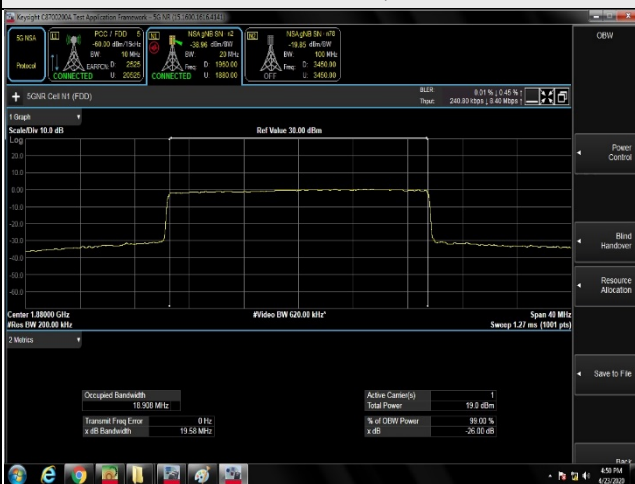
10MHz / 16QAM



15MHz / 256QAM



20MHz / 256QAM

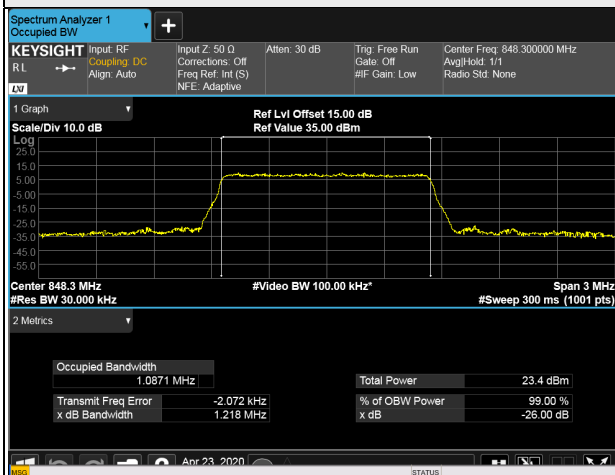


LTE Band 5

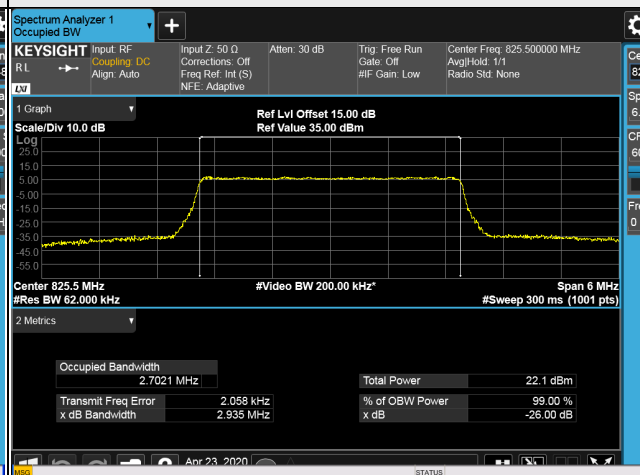
LTE Band 5, Channel Bandwidth 1.4MHz				
Channel	Frequency (MHz)	26dB Bandwidth (MHz)		
		QPSK	16QAM	64QAM
20407	824.7	1.21	1.21	1.21
20525	836.5	1.22	1.21	1.22
20643	848.3	1.22	1.21	1.22
LTE Band 5, Channel Bandwidth 3MHz				
Channel	Frequency (MHz)	26dB Bandwidth (MHz)		
		QPSK	16QAM	64QAM
20415	825.5	2.91	2.91	2.94
20525	836.5	2.91	2.93	2.91
20635	847.5	2.93	2.92	2.92
LTE Band 5, Channel Bandwidth 5MHz				
Channel	Frequency (MHz)	26dB Bandwidth (MHz)		
		QPSK	16QAM	64QAM
20425	826.5	4.80	4.80	4.80
20525	836.5	4.79	4.80	4.80
20625	846.5	4.80	4.80	4.80
LTE Band 5, Channel Bandwidth 10MHz				
Channel	Frequency (MHz)	26dB Bandwidth (MHz)		
		QPSK	16QAM	64QAM
20450	829.0	9.48	9.50	9.49
20525	836.5	9.49	9.50	9.50
20600	844.0	9.50	9.49	9.50

Spectrum Plot of Worst Value

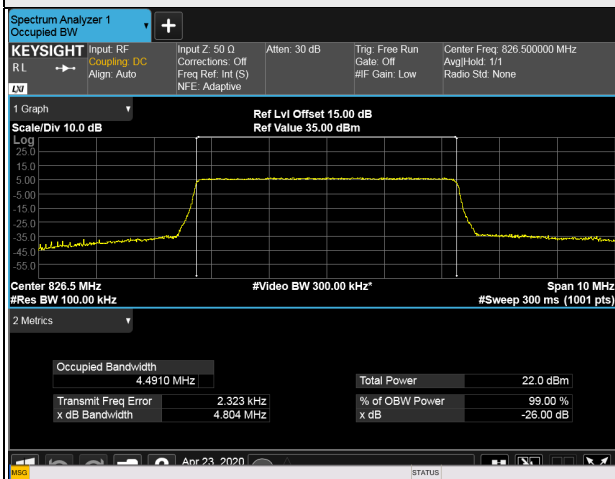
1.4MHz / QPSK



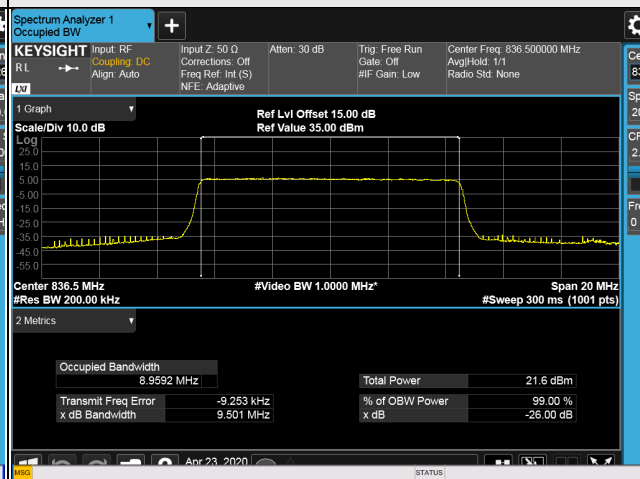
3MHz / 64QAM



5MHz / 64QAM



10MHz / 16QAM

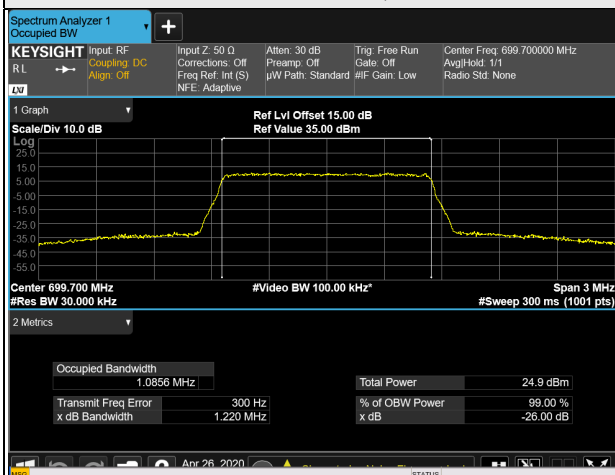


LTE Band 12

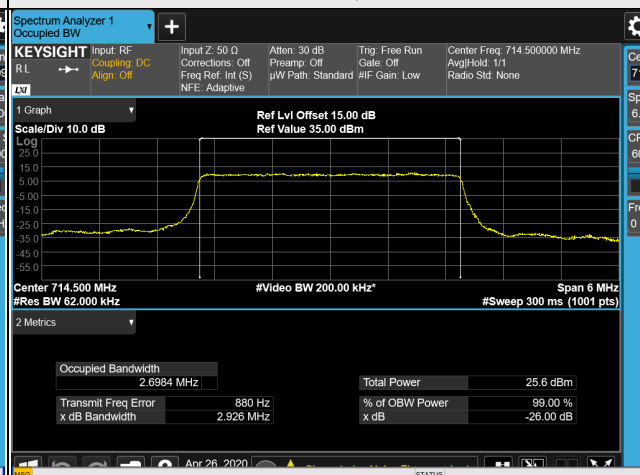
LTE Band 12, Channel Bandwidth 1.4MHz				
Channel	Frequency (MHz)	26dB Bandwidth (MHz)		
		QPSK	16QAM	64QAM
23017	699.7	1.22	1.21	1.22
23095	707.5	1.21	1.21	1.22
23173	715.3	1.21	1.22	1.22
LTE Band 12, Channel Bandwidth 3MHz				
Channel	Frequency (MHz)	26dB Bandwidth (MHz)		
		QPSK	16QAM	64QAM
23025	700.5	2.92	2.93	2.92
23095	707.5	2.92	2.92	2.92
23165	714.5	2.93	2.92	2.92
LTE Band 12, Channel Bandwidth 5MHz				
Channel	Frequency (MHz)	26dB Bandwidth (MHz)		
		QPSK	16QAM	64QAM
23035	701.5	4.78	4.81	4.79
23095	707.5	4.80	4.79	4.81
23155	713.5	4.80	4.80	4.80
LTE Band 12, Channel Bandwidth 10MHz				
Channel	Frequency (MHz)	26dB Bandwidth (MHz)		
		QPSK	16QAM	64QAM
23060	704.0	9.50	9.50	9.50
23095	707.5	9.50	9.51	9.50
23130	711.0	9.50	9.50	9.49

Spectrum Plot of Worst Value

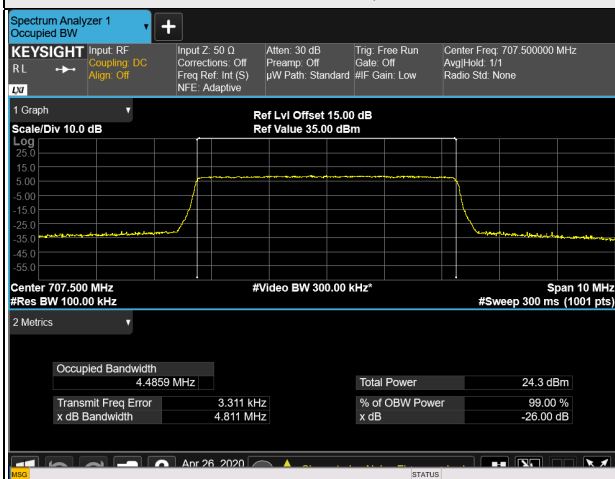
1.4MHz / 64QAM



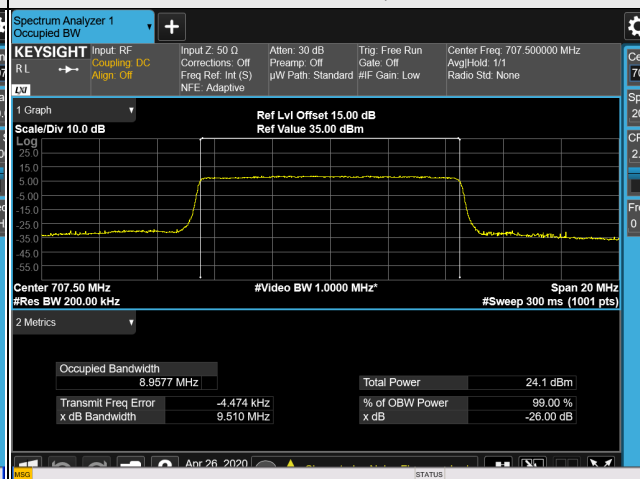
3MHz / QPSK



5MHz / 64QAM



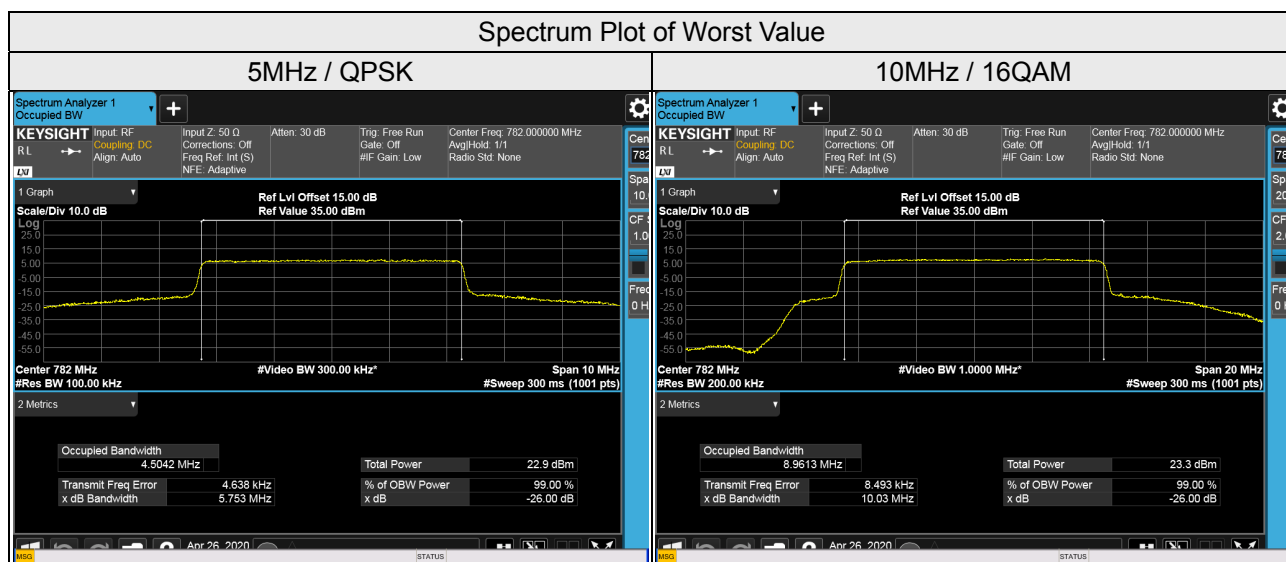
10MHz / 16QAM



LTE Band 13

LTE Band 13, Channel Bandwidth 5MHz				
Channel	Frequency (MHz)	26dB Bandwidth (MHz)		
		QPSK	16QAM	64QAM
23205	779.5	4.77	4.79	4.82
23230	782.0	5.75	4.97	4.77
23255	784.5	4.87	4.90	4.86

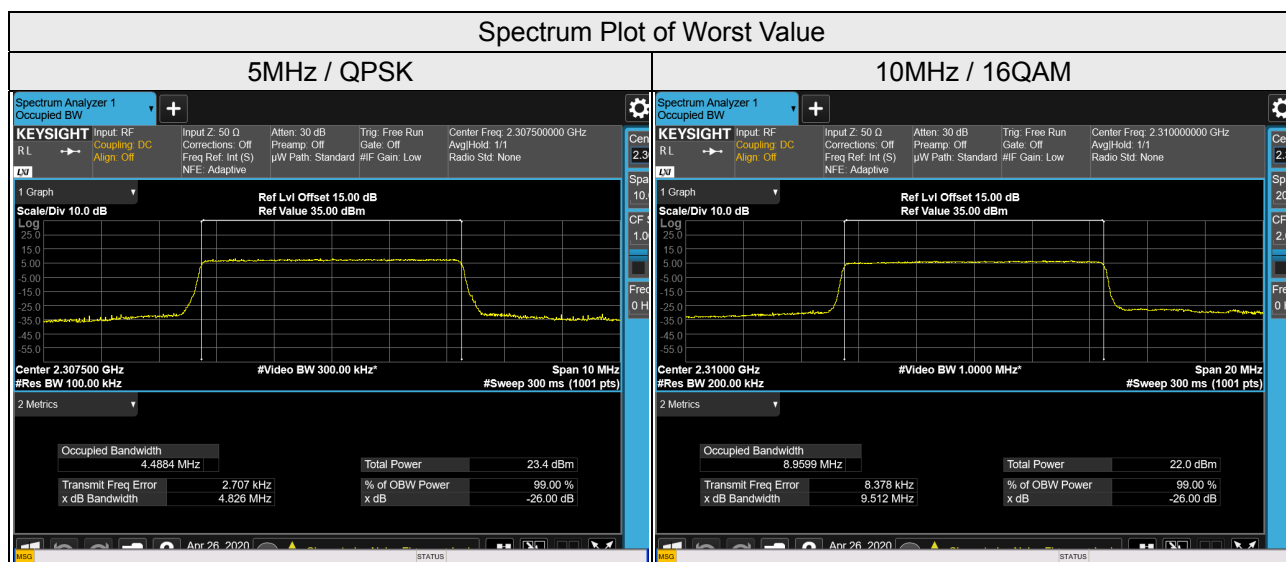
LTE Band 13, Channel Bandwidth 10MHz				
Channel	Frequency (MHz)	26dB Bandwidth (MHz)		
		QPSK	16QAM	64QAM
23230	782.0	9.51	10.03	9.50



LTE Band 30

LTE Band 30, Channel Bandwidth 5MHz				
Channel	Frequency (MHz)	26dB Bandwidth (MHz)		
		QPSK	16QAM	64QAM
27685	2307.5	4.83	4.79	4.80
27710	2310	4.80	4.80	4.79
27735	2312.5	4.81	4.80	4.80

LTE Band 30, Channel Bandwidth 10MHz				
Channel	Frequency (MHz)	26dB Bandwidth (MHz)		
		QPSK	16QAM	64QAM
27710	2310	9.50	9.51	9.50

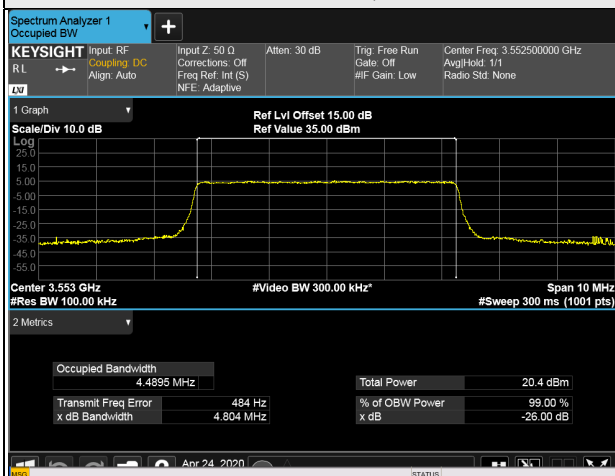


LTE Band 48

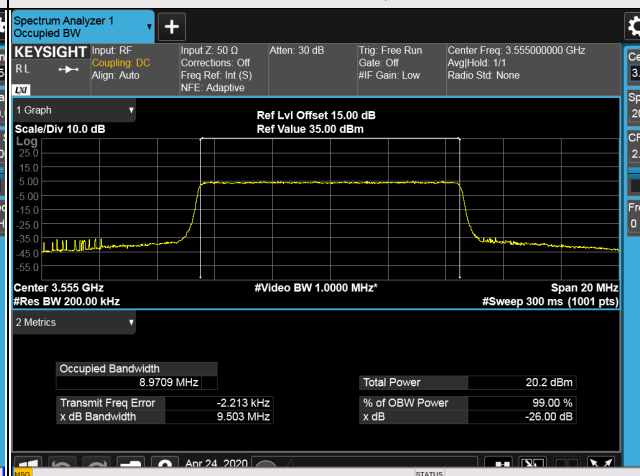
LTE Band 48, Channel Bandwidth 5MHz				
Channel	Frequency (MHz)	26dB Bandwidth (MHz)		
		QPSK	16QAM	64QAM
55265	3552.5	4.80	4.80	4.80
55990	3625.0	4.78	4.79	4.77
56715	3697.5	4.79	4.77	4.77
LTE Band 48, Channel Bandwidth 10MHz				
Channel	Frequency (MHz)	26dB Bandwidth (MHz)		
		QPSK	16QAM	64QAM
55290	3555.0	9.49	9.50	9.50
55990	3625.0	9.47	9.50	9.49
56690	3695.0	9.48	9.50	9.49
LTE Band 48, Channel Bandwidth 15MHz				
Channel	Frequency (MHz)	26dB Bandwidth (MHz)		
		QPSK	16QAM	64QAM
55315	3557.5	14.25	14.22	14.23
55990	3625.0	14.26	14.24	14.23
56665	3692.5	14.27	14.22	14.24
LTE Band 48, Channel Bandwidth 20MHz				
Channel	Frequency (MHz)	26dB Bandwidth (MHz)		
		QPSK	16QAM	64QAM
55340	3560.0	19.03	19.02	19.02
55990	3625.0	19.02	18.99	19.00
56640	3690.0	19.01	19.01	19.01

Spectrum Plot of Worst Value

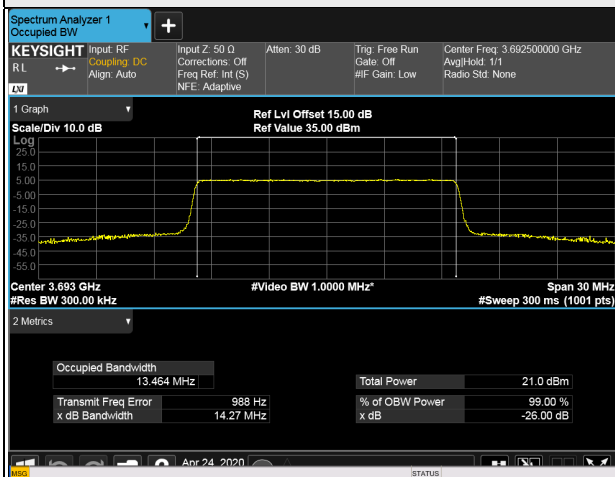
5MHz / 16QAM



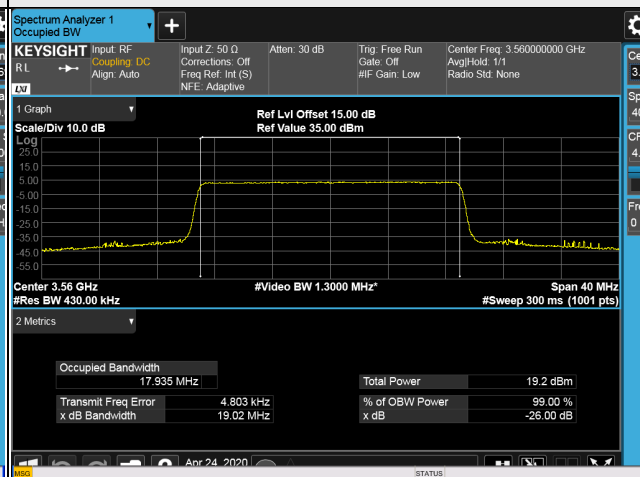
10MHz / 16QAM



15MHz / QPSK



20MHz / 64QAM



LTE Band 66

LTE Band 66, Channel Bandwidth 1.4MHz				
Channel	Frequency (MHz)	26dB Bandwidth (MHz)		
		QPSK	16QAM	64QAM
131979	1710.7	1.21	1.21	1.22
132322	1745.0	1.22	1.22	1.22
132665	1779.3	1.21	1.21	1.22
LTE Band 66, Channel Bandwidth 3MHz				
Channel	Frequency (MHz)	26dB Bandwidth (MHz)		
		QPSK	16QAM	64QAM
131987	1711.5	2.92	2.93	2.91
132322	1745.0	2.91	2.94	2.91
132657	1778.5	2.91	2.93	2.91
LTE Band 66, Channel Bandwidth 5MHz				
Channel	Frequency (MHz)	26dB Bandwidth (MHz)		
		QPSK	16QAM	64QAM
131997	1712.5	4.80	4.79	4.83
132322	1745.0	4.81	4.79	4.82
132647	1777.5	4.80	4.80	4.83
LTE Band 66, Channel Bandwidth 10MHz				
Channel	Frequency (MHz)	26dB Bandwidth (MHz)		
		QPSK	16QAM	64QAM
132022	1715.0	9.50	9.51	9.52
132322	1745.0	9.49	9.51	9.51
132622	1775.0	9.51	9.51	9.51
LTE Band 66, Channel Bandwidth 15MHz				
Channel	Frequency (MHz)	26dB Bandwidth (MHz)		
		QPSK	16QAM	64QAM
132047	1717.5	14.24	14.25	14.23
132322	1745.0	14.27	14.25	14.23
132597	1772.5	14.28	14.29	14.29

LTE Band 66, Channel Bandwidth 20MHz

Channel	Frequency (MHz)	26dB Bandwidth (MHz)		
		QPSK	16QAM	64QAM
132072	1720.0	19.03	19.04	19.02
132322	1745.0	19.04	19.04	19.04
132572	1770.0	19.20	19.19	19.16