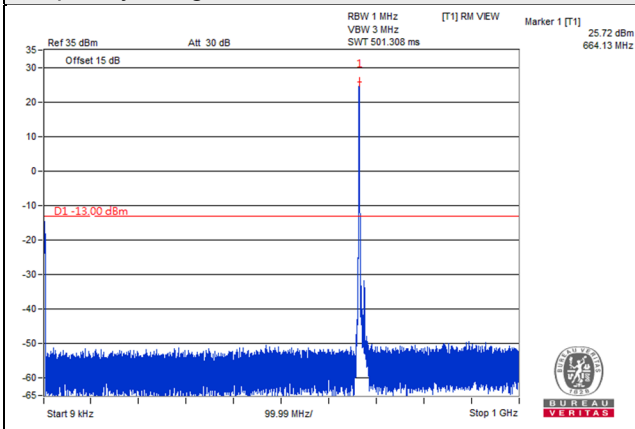


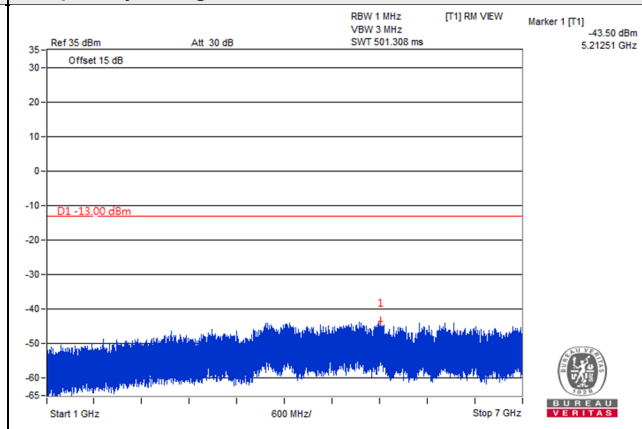
Channel Bandwidth: 20MHz

Channel 134600 (673.0MHz)

Frequency Range : 9kHz~1GHz

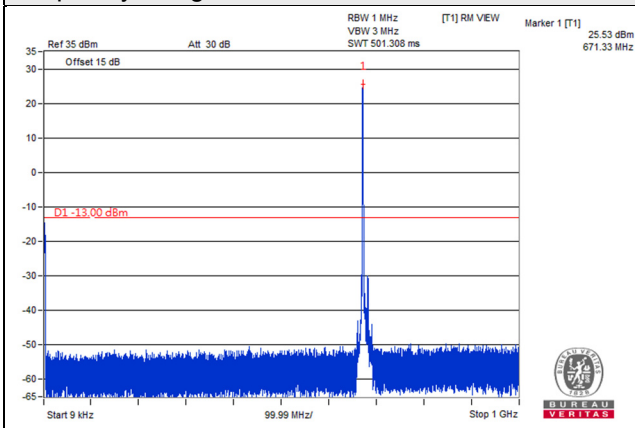


Frequency Range : 1GHz~7GHz

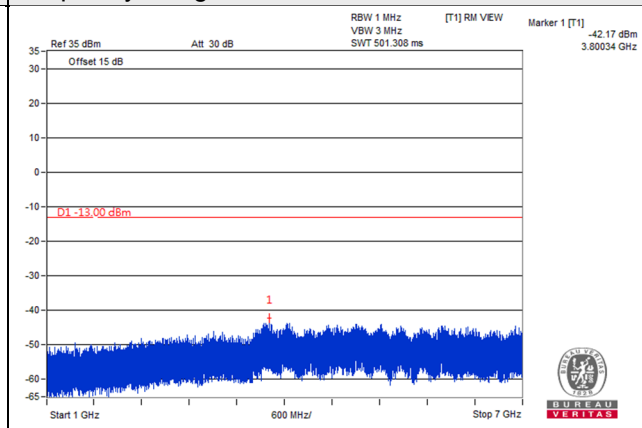


Channel 136100 (680.5MHz)

Frequency Range : 9kHz~1GHz

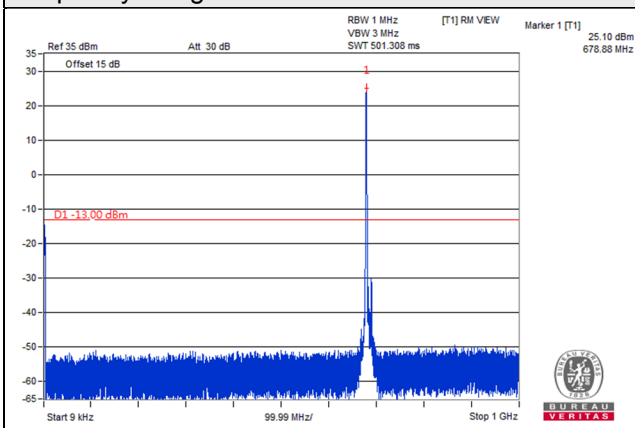


Frequency Range : 1GHz~7GHz

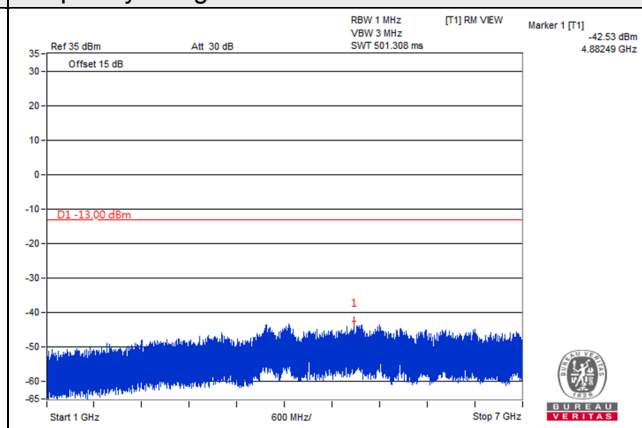


Channel 137600 (688.0MHz)

Frequency Range : 9kHz~1GHz



Frequency Range : 1GHz~7GHz

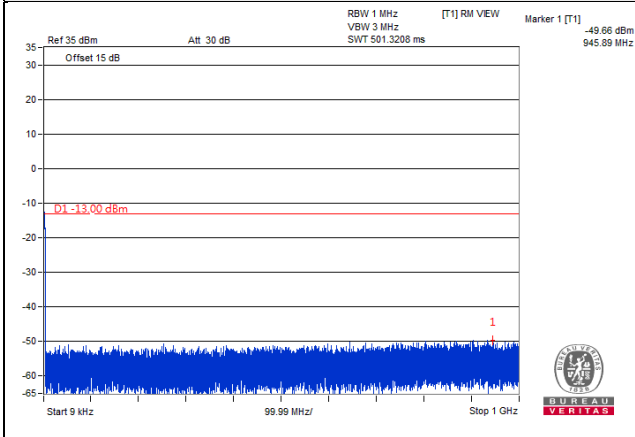


LTE Band 2

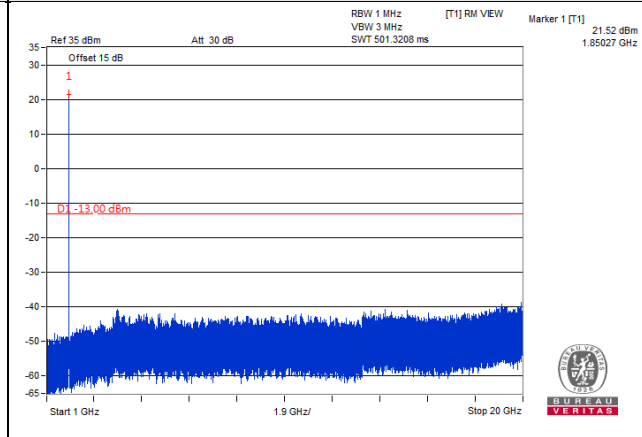
Channel Bandwidth 1.4MHz

Channel 18607 (1850.70MHz)

Frequency Range : 9kHz~1GHz

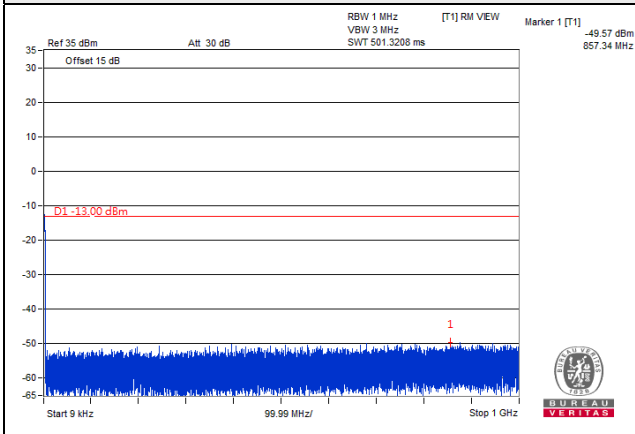


Frequency Range : 1GHz~20GHz

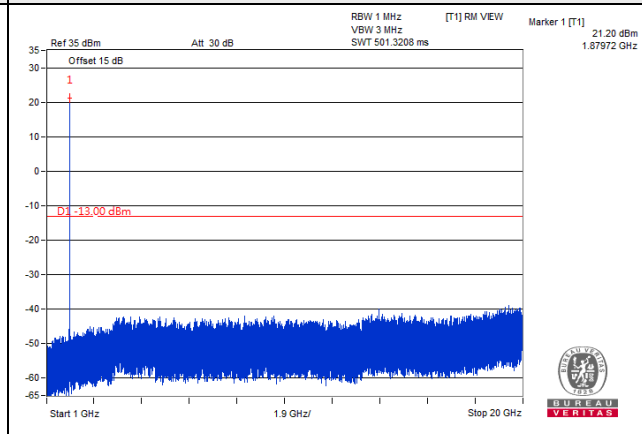


Channel 18900 (1880.00MHz)

Frequency Range : 9kHz~1GHz

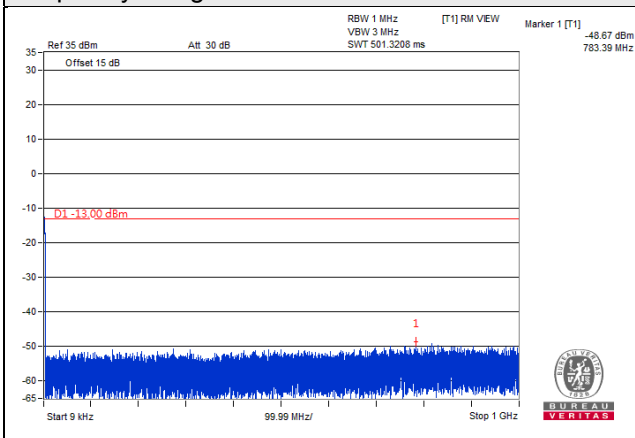


Frequency Range : 1GHz~20GHz

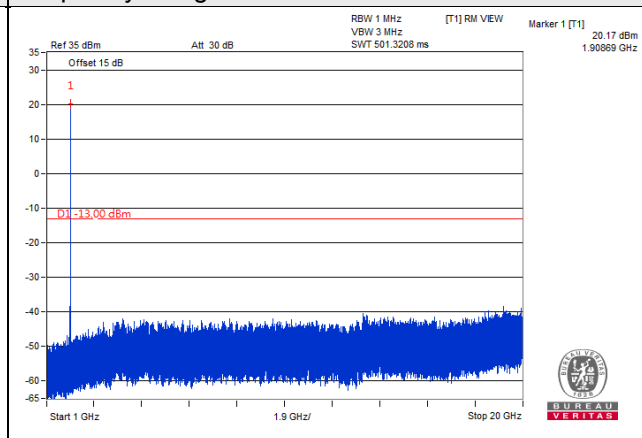


Channel 19193 (1909.30MHz)

Frequency Range : 9kHz~1GHz



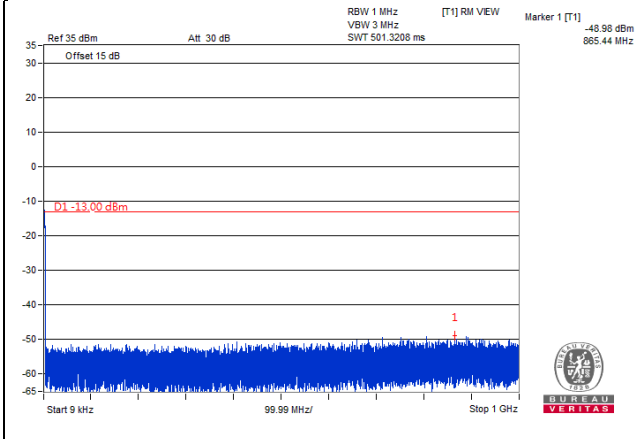
Frequency Range : 1GHz~20GHz



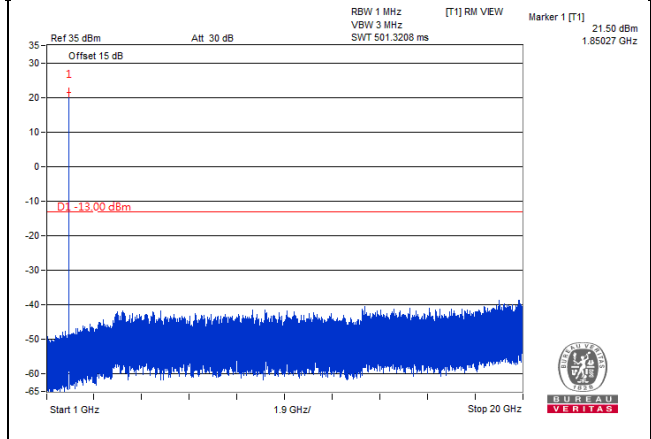
Channel Bandwidth 3MHz

Channel 18615 (1851.50MHz)

Frequency Range : 9kHz~1GHz

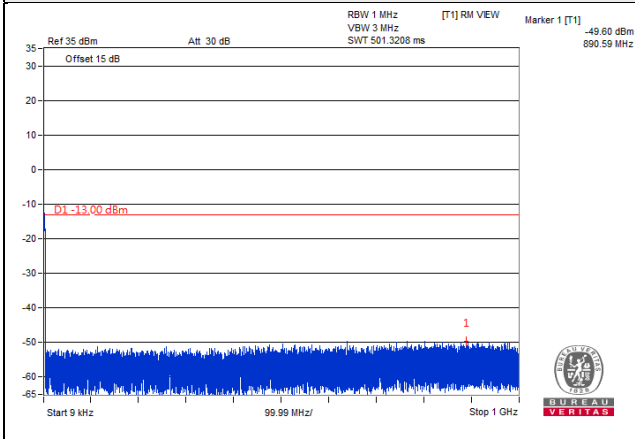


Frequency Range : 1GHz~20GHz

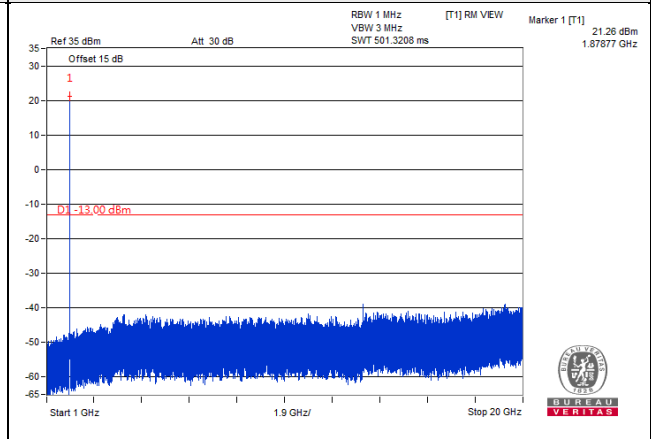


Channel 18900 (1880.00MHz)

Frequency Range : 9kHz~1GHz

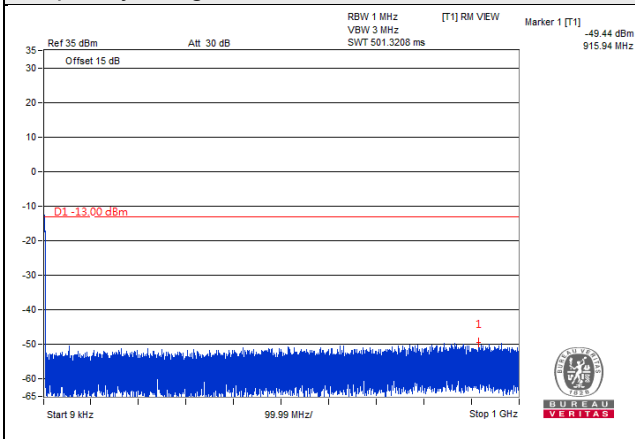


Frequency Range : 1GHz~20GHz

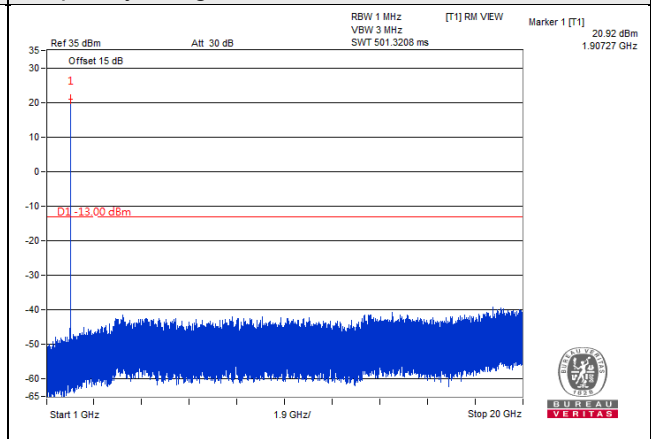


Channel 19185 (1908.50MHz)

Frequency Range : 9kHz~1GHz



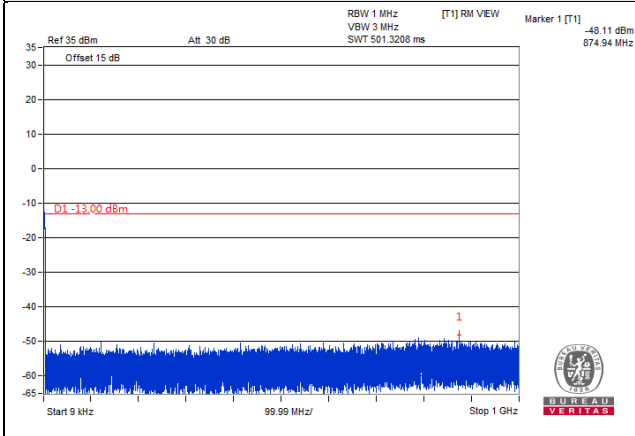
Frequency Range : 1GHz~20GHz



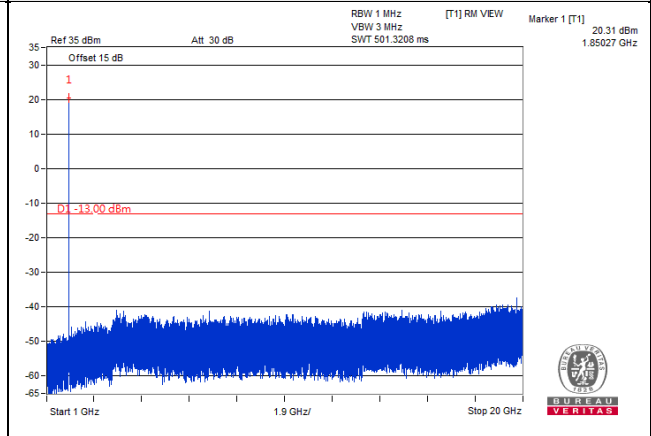
Channel Bandwidth 5MHz

Channel 18625 (1852.50MHz)

Frequency Range : 9kHz~1GHz

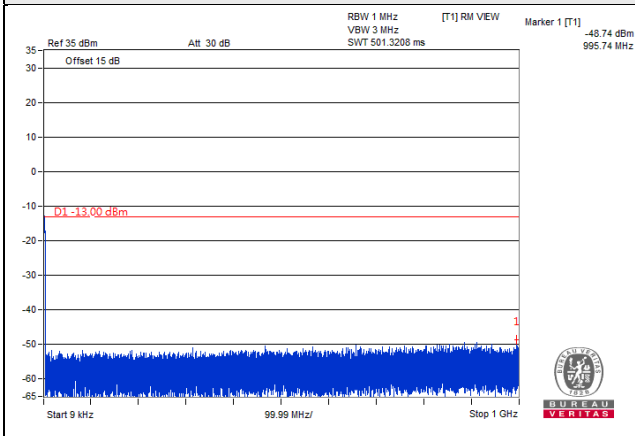


Frequency Range : 1GHz~20GHz

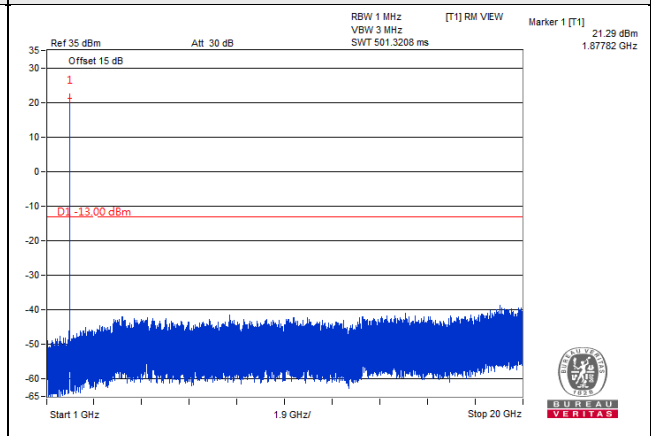


Channel 18900 (1880.00MHz)

Frequency Range : 9kHz~1GHz

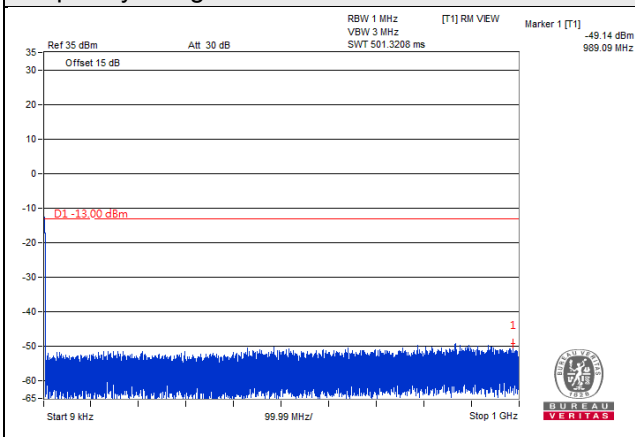


Frequency Range : 1GHz~20GHz

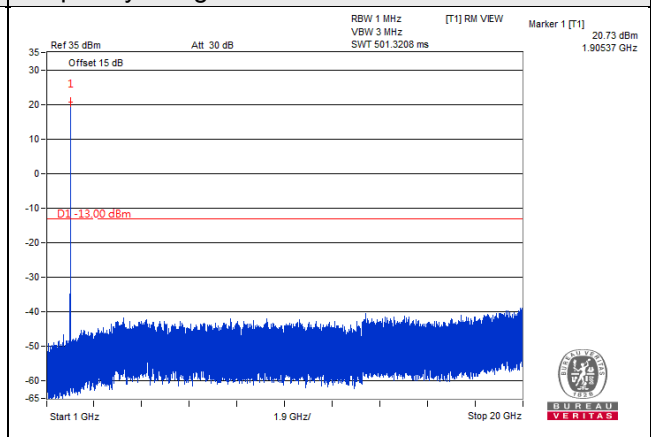


Channel 19175 (1907.50MHz)

Frequency Range : 9kHz~1GHz



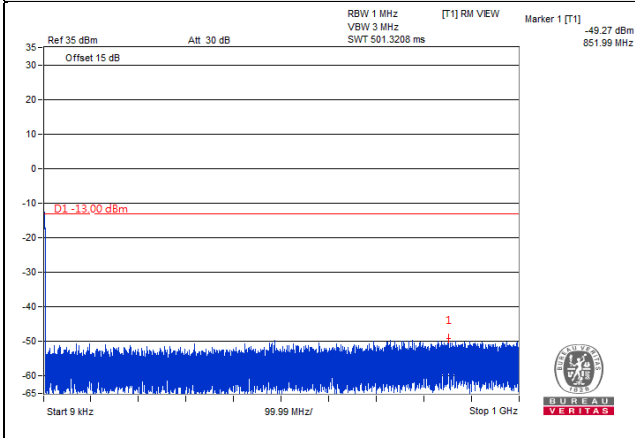
Frequency Range : 1GHz~20GHz



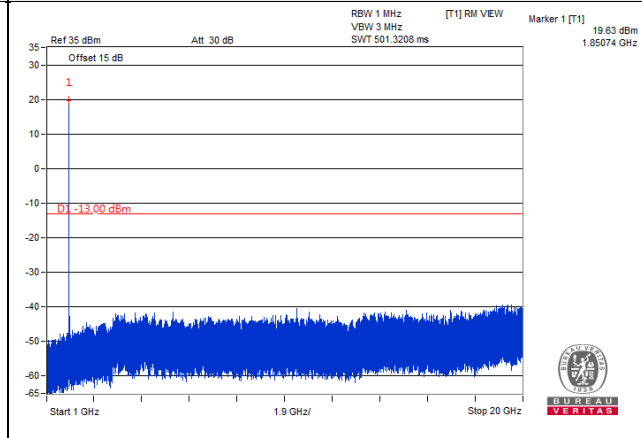
Channel Bandwidth 10MHz

Channel 18650 (1855.00MHz)

Frequency Range : 9kHz~1GHz

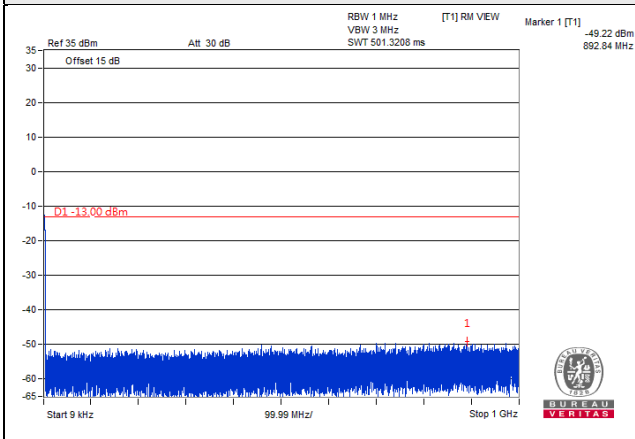


Frequency Range : 1GHz~20GHz

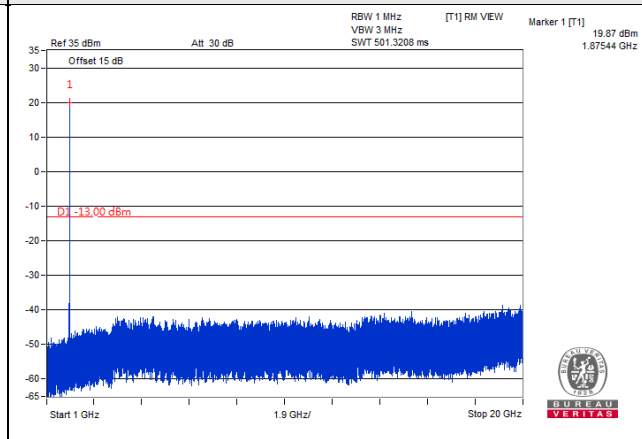


Channel 18900 (1880.00MHz)

Frequency Range : 9kHz~1GHz

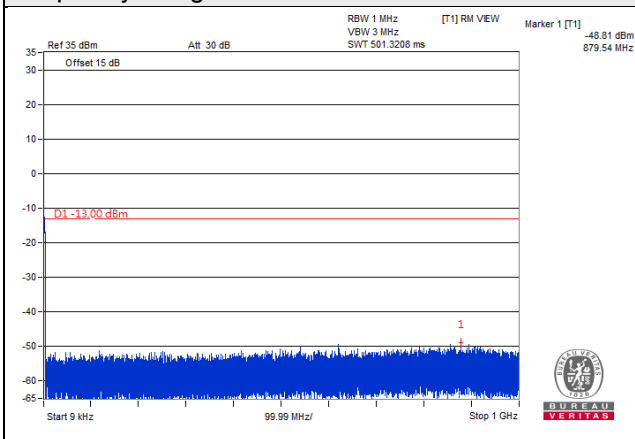


Frequency Range : 1GHz~20GHz

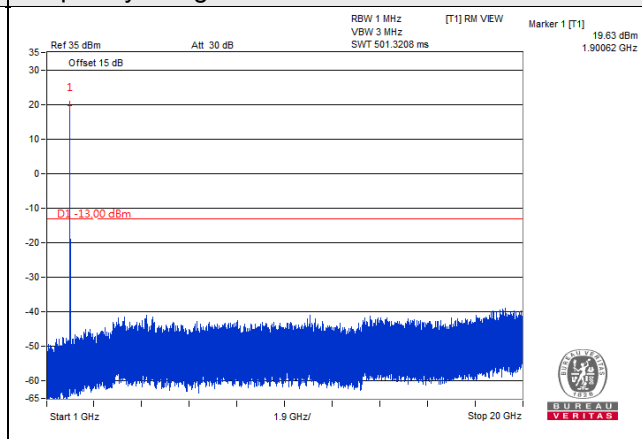


Channel 19150 (1905.00MHz)

Frequency Range : 9kHz~1GHz



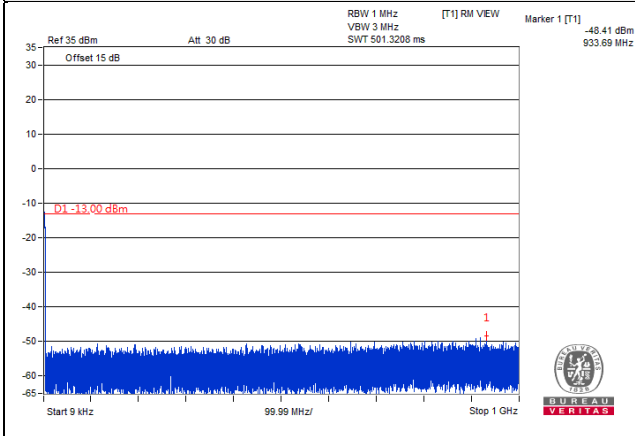
Frequency Range : 1GHz~20GHz



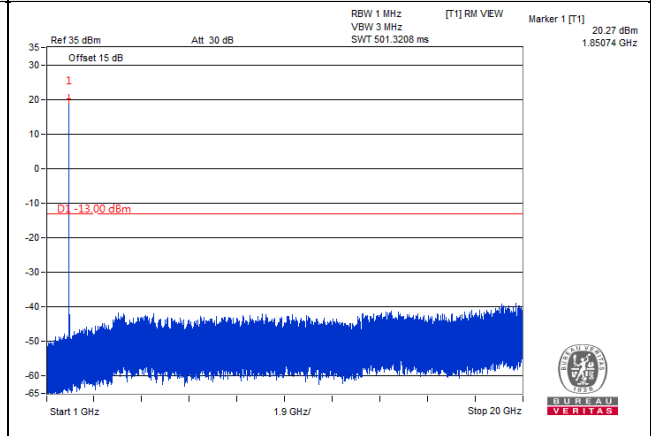
Channel Bandwidth 15MHz

Channel 18675 (1857.50MHz)

Frequency Range : 9kHz~1GHz

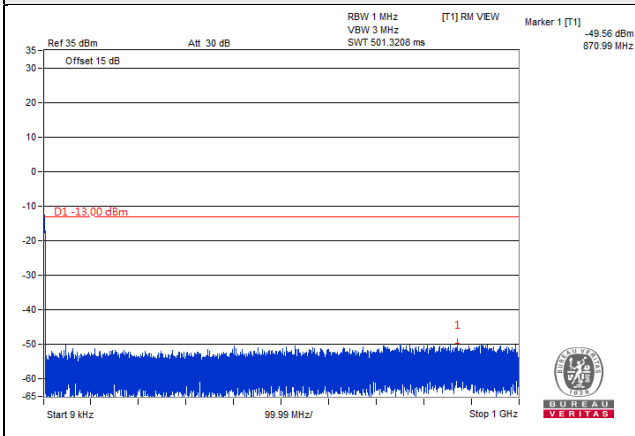


Frequency Range : 1GHz~20GHz

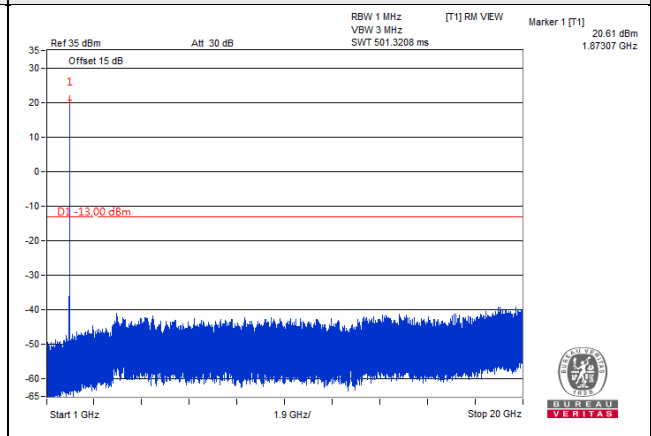


Channel 18900 (1880.00MHz)

Frequency Range : 9kHz~1GHz

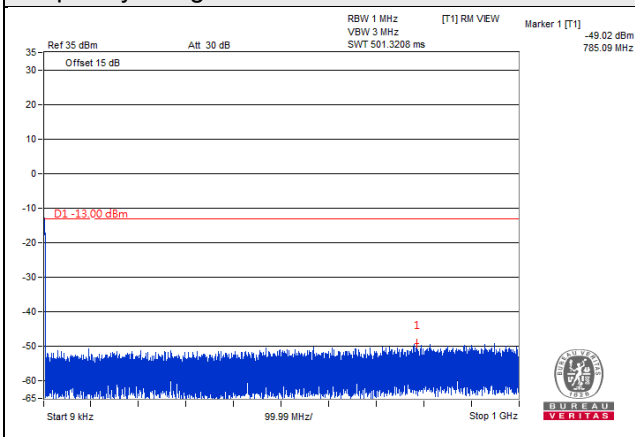


Frequency Range : 1GHz~20GHz

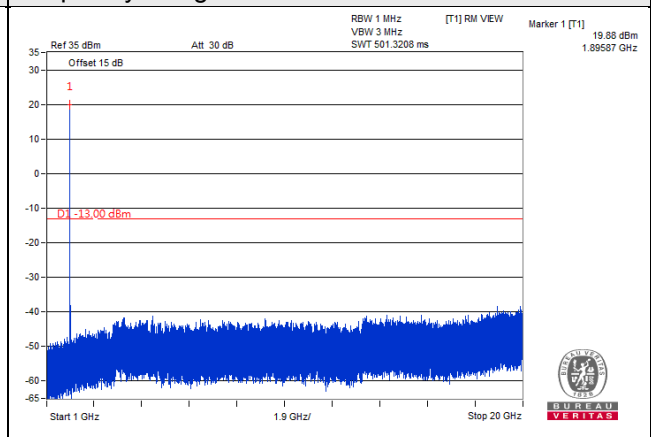


Channel 19125 (1902.50MHz)

Frequency Range : 9kHz~1GHz



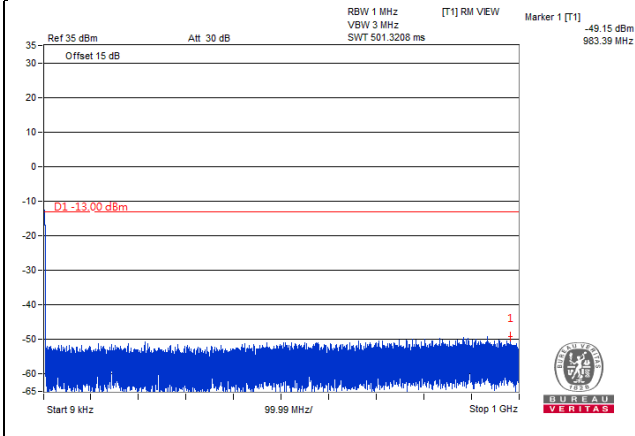
Frequency Range : 1GHz~20GHz



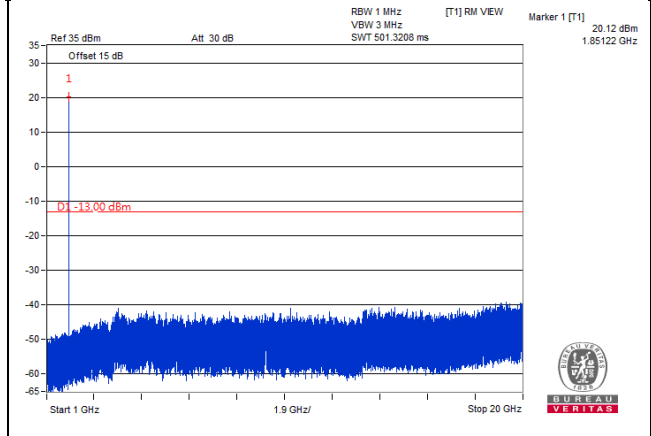
Channel Bandwidth 20MHz

Channel 18700 (1860.00MHz)

Frequency Range : 9kHz~1GHz

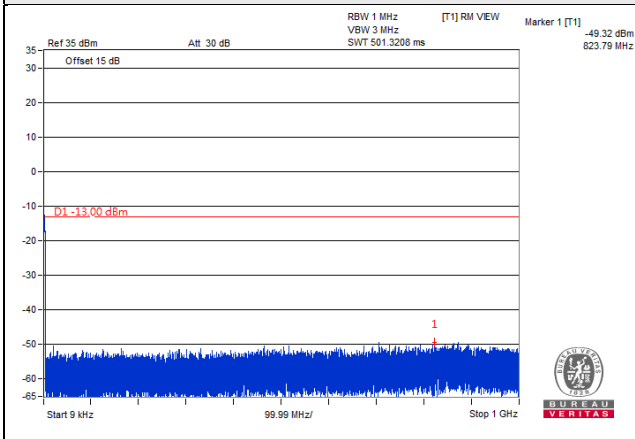


Frequency Range : 1GHz~20GHz

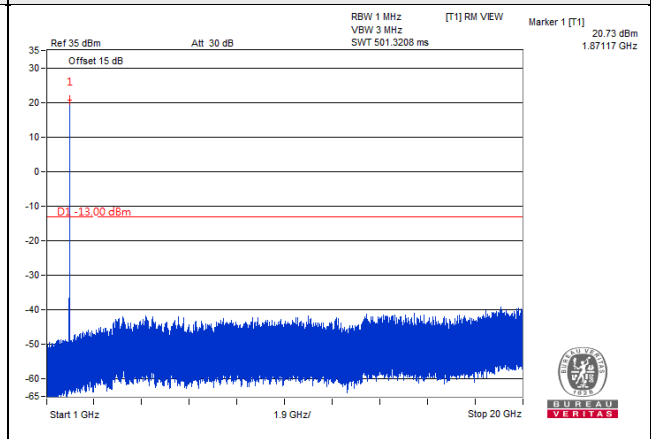


Channel 18900 (1880.00MHz)

Frequency Range : 9kHz~1GHz

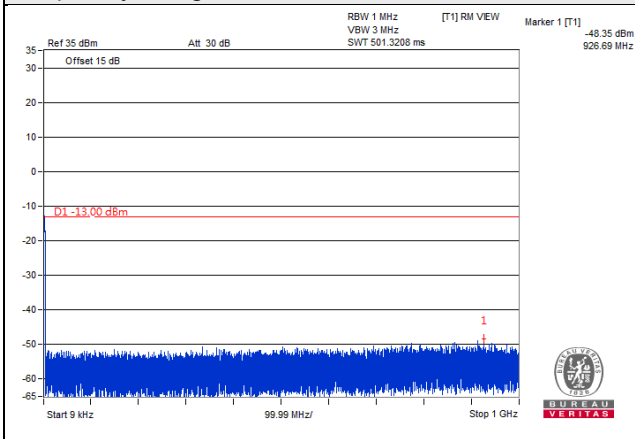


Frequency Range : 1GHz~20GHz

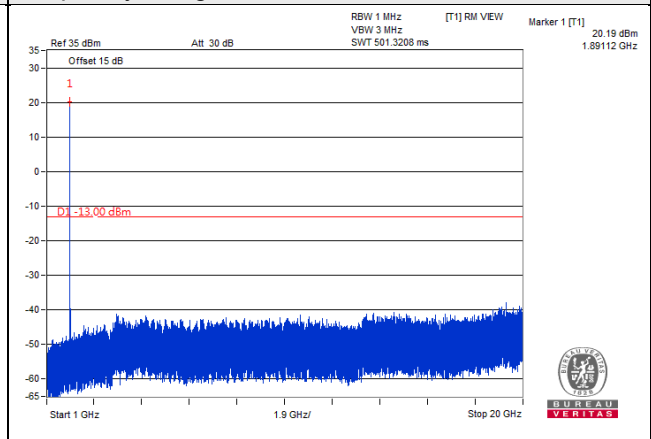


Channel 19100 (1900.00MHz)

Frequency Range : 9kHz~1GHz



Frequency Range : 1GHz~20GHz

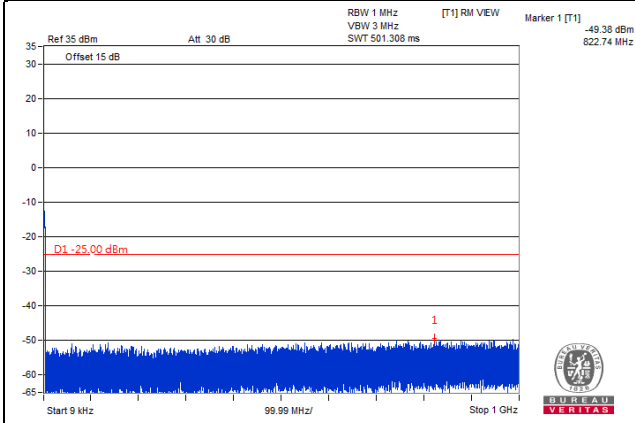


LTE Band 7

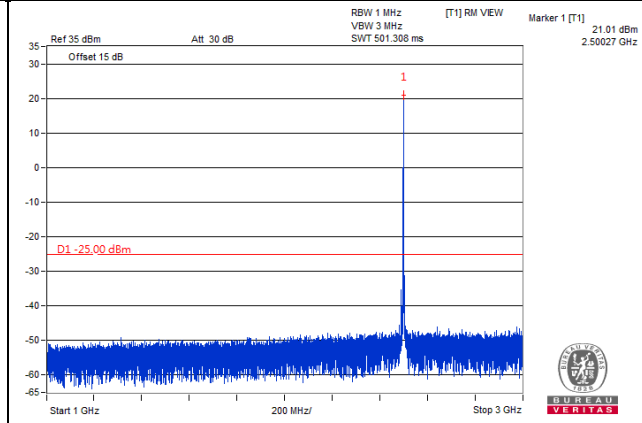
Channel Band width: 5MHz

Channel 20775(2502.5MHz)

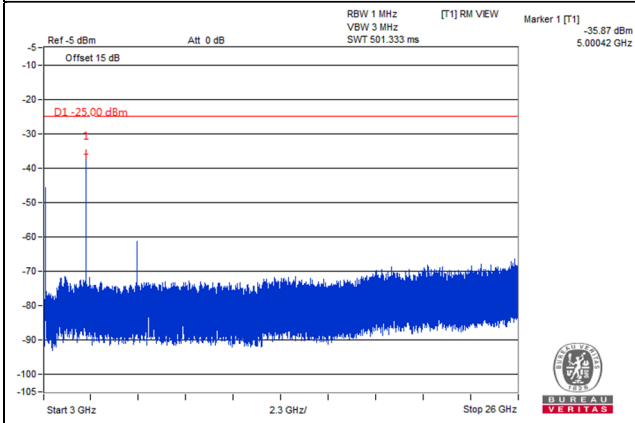
Frequency Range : 9kHz~1GHz



Frequency Range : 1GHz~3GHz



Frequency Range : 3GHz~26GHz

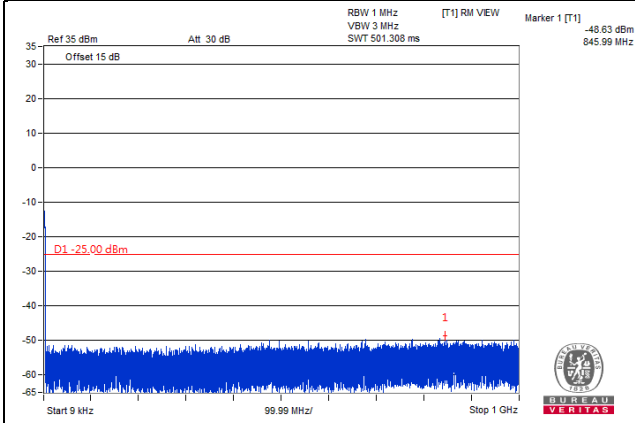


*The 9kHz signal over the limit is from Spectrum.

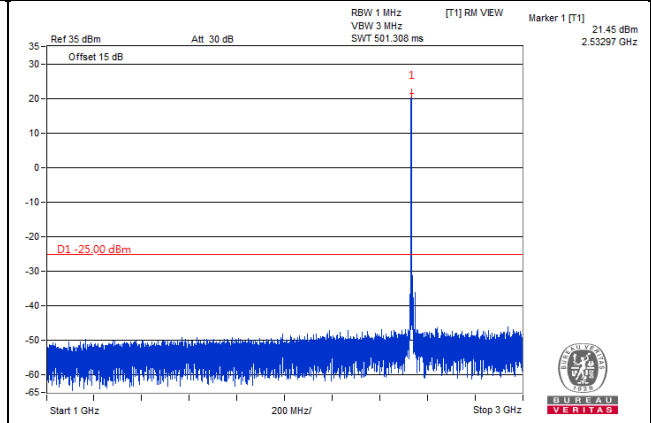
Channel Band width: 5MHz

Channel 21100(2535MHz)

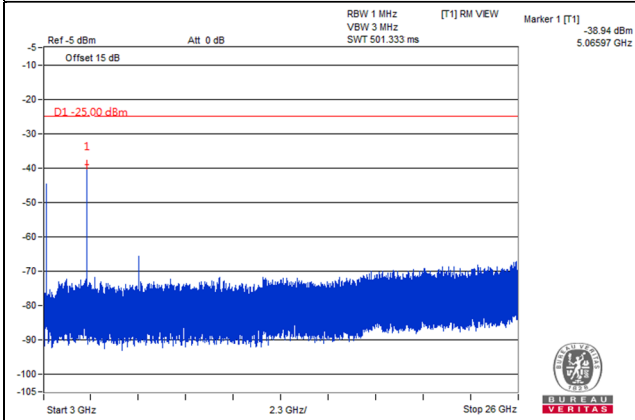
Frequency Range : 9kHz~1GHz



Frequency Range : 1GHz~3GHz



Frequency Range : 3GHz~26GHz

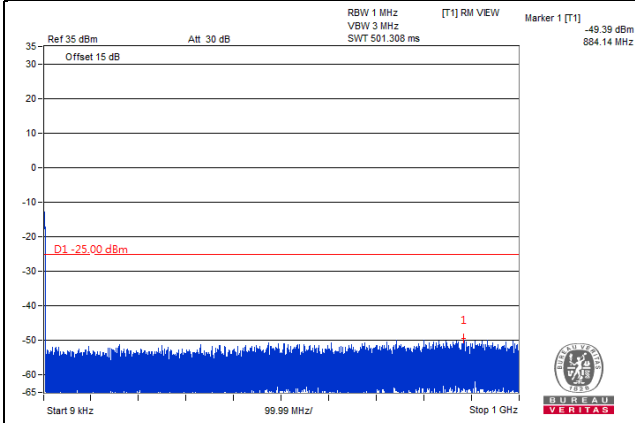


*The 9kHz signal over the limit is from Spectrum.

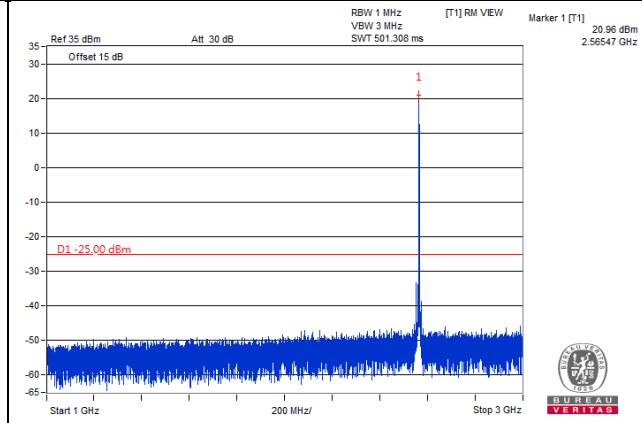
Channel Band width: 5MHz

Channel 21425(2567.5MHz)

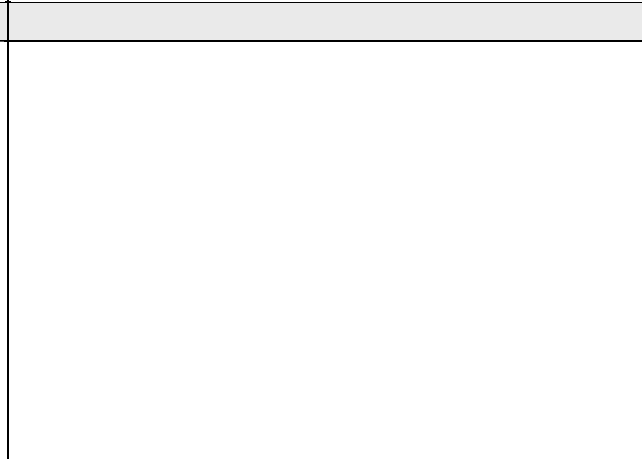
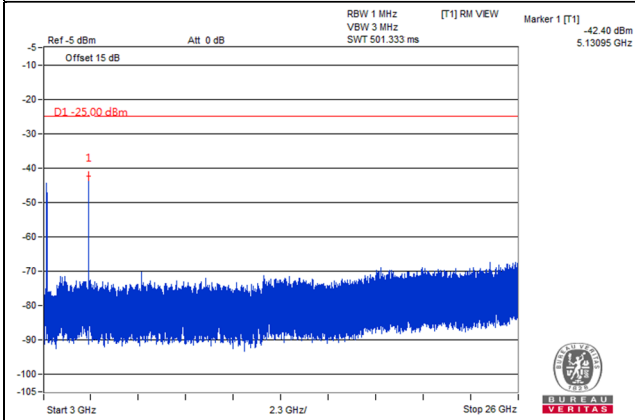
Frequency Range : 9kHz~1GHz



Frequency Range : 1GHz~3GHz



Frequency Range : 3GHz~26GHz

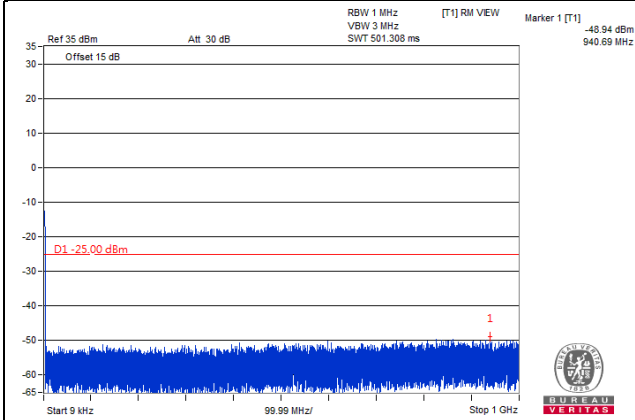


*The 9kHz signal over the limit is from Spectrum.

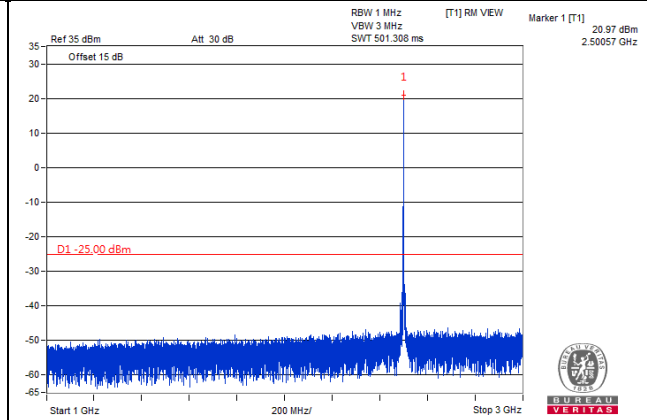
Channel Band width: 10MHz

Channel 20800(2505MHz)

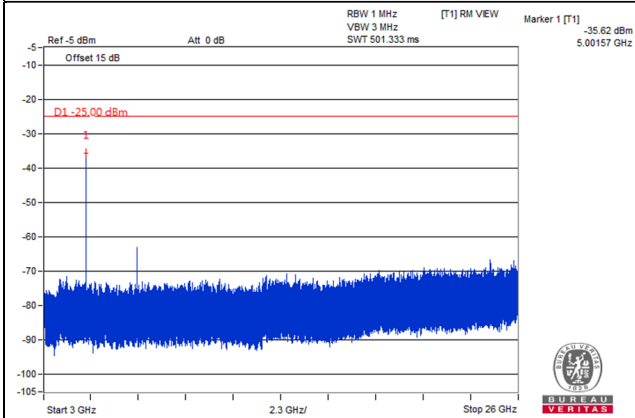
Frequency Range : 9kHz~1GHz



Frequency Range : 1GHz~3GHz



Frequency Range : 3GHz~26GHz

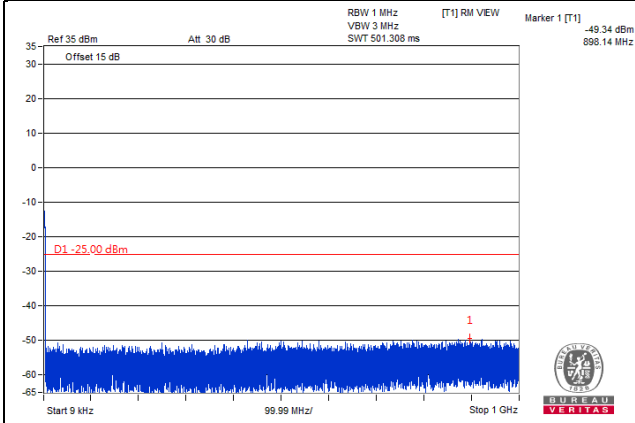


*The 9kHz signal over the limit is from Spectrum.

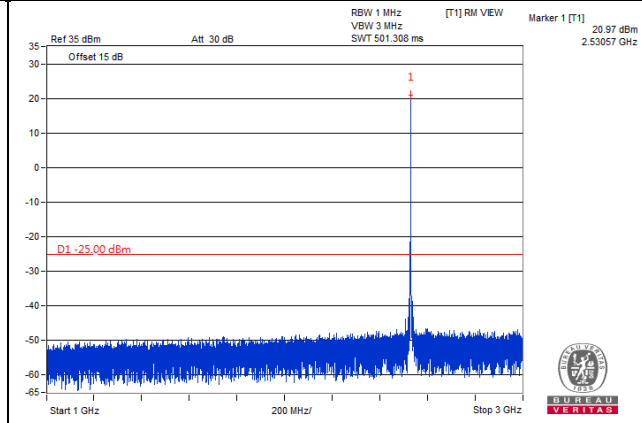
Channel Band width: 10MHz

Channel 21100(2535MHz)

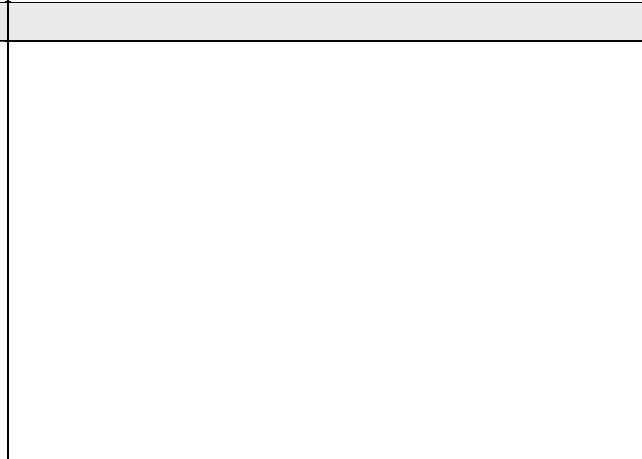
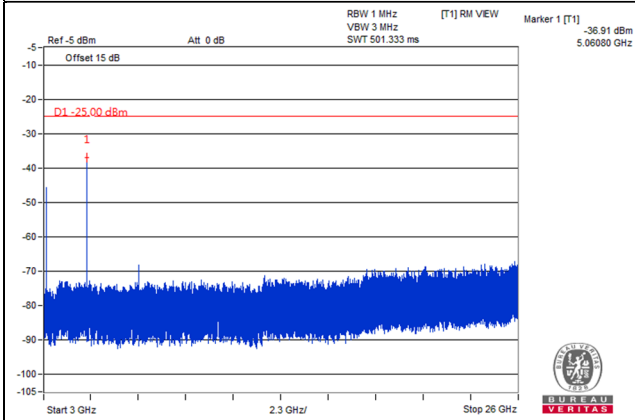
Frequency Range : 9kHz~1GHz



Frequency Range : 1GHz~3GHz



Frequency Range : 3GHz~26GHz

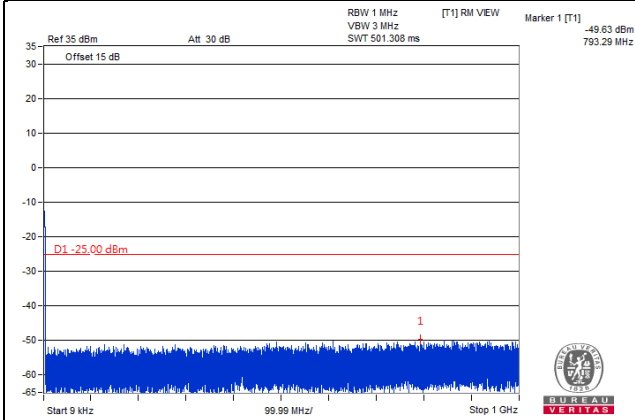


*The 9kHz signal over the limit is from Spectrum.

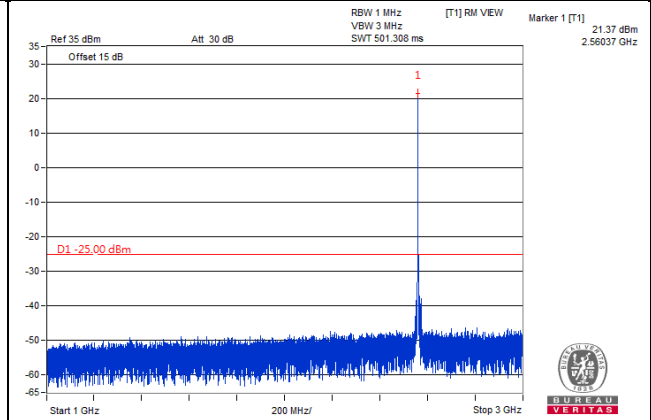
Channel Band width: 10MHz

Channel 21400(2565MHz)

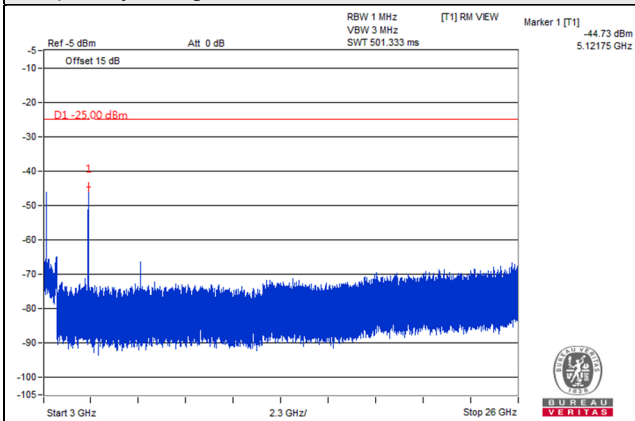
Frequency Range : 9kHz~1GHz



Frequency Range : 1GHz~3GHz



Frequency Range : 3GHz~26GHz

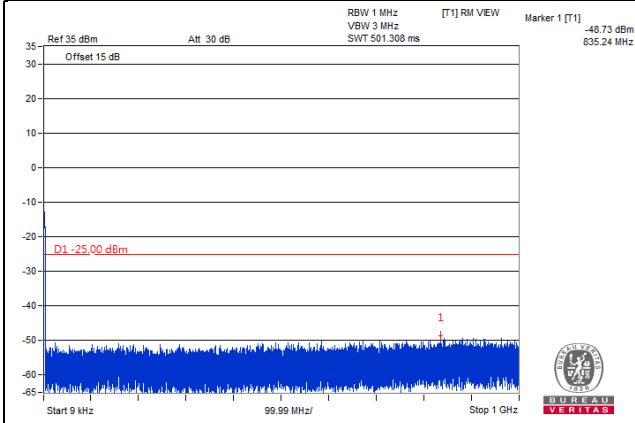


*The 9kHz signal over the limit is from Spectrum.

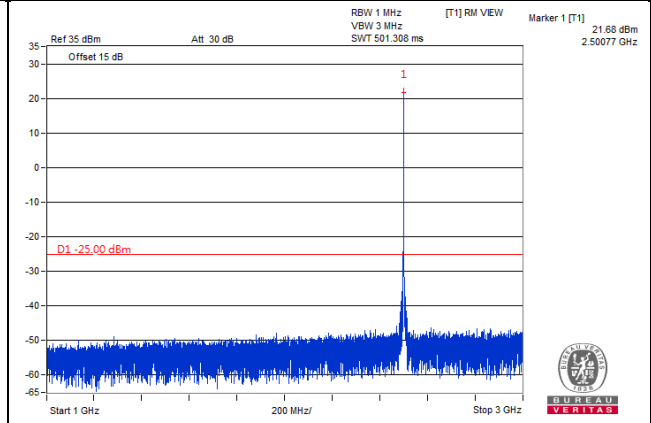
Channel Band width: 15MHz

Channel 20825(2507.5MHz)

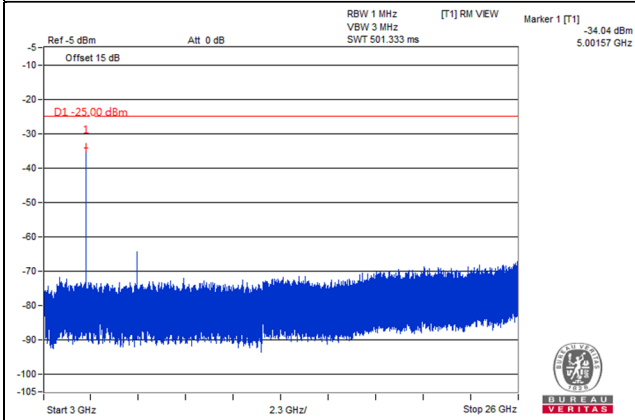
Frequency Range : 9kHz~1GHz



Frequency Range : 1GHz~3GHz



Frequency Range : 3GHz~26GHz

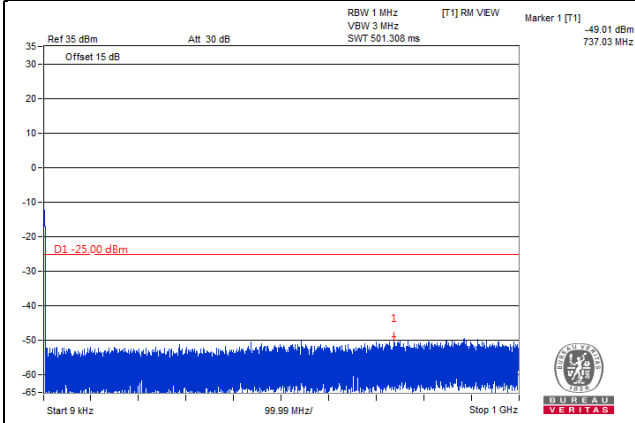


*The 9kHz signal over the limit is from Spectrum.

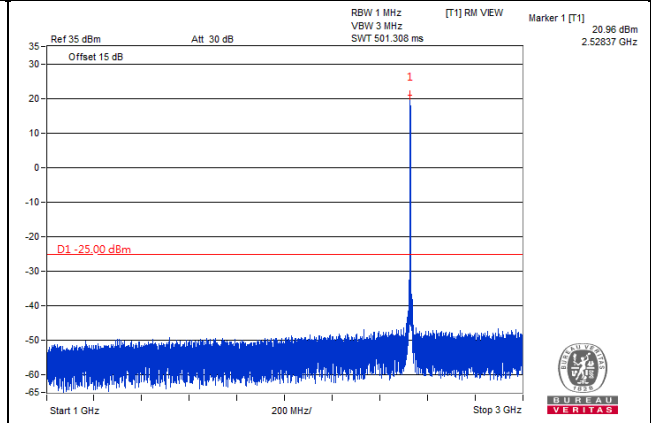
Channel Band width: 15MHz

Channel 21100(2535MHz)

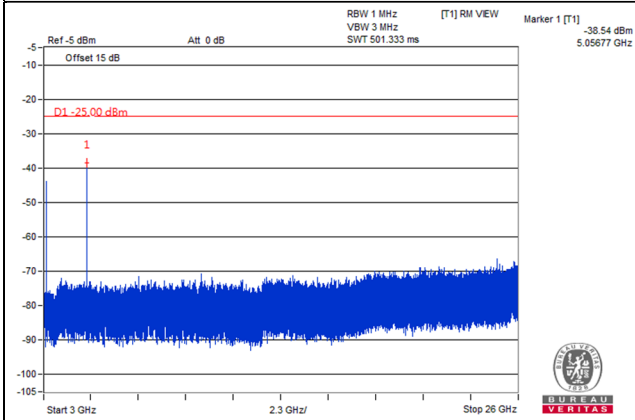
Frequency Range : 9kHz~1GHz



Frequency Range : 1GHz~3GHz



Frequency Range : 3GHz~26GHz

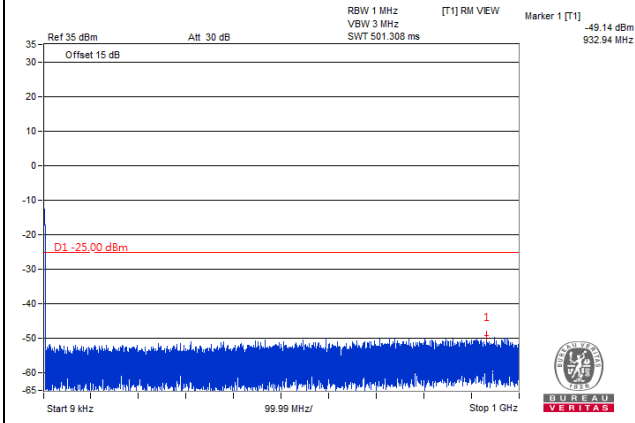


*The 9kHz signal over the limit is from Spectrum.

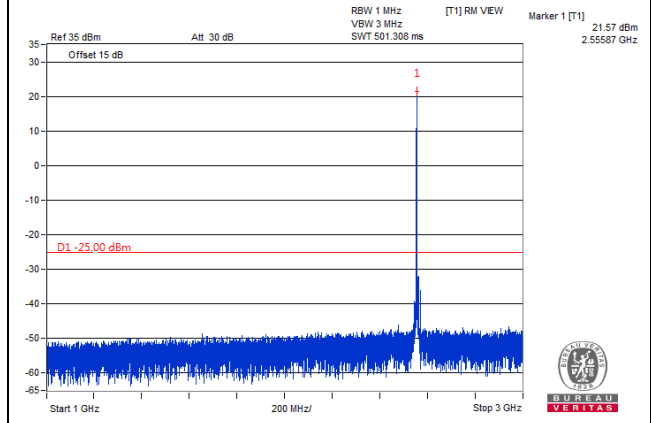
Channel Band width: 15MHz

Channel 21375(2562.5MHz)

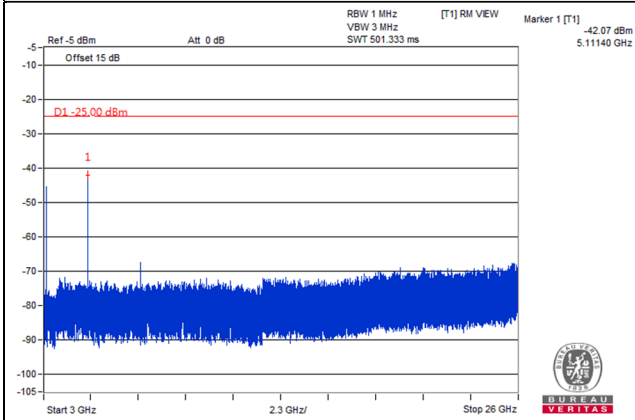
Frequency Range : 9kHz~1GHz



Frequency Range : 1GHz~3GHz



Frequency Range : 3GHz~26GHz

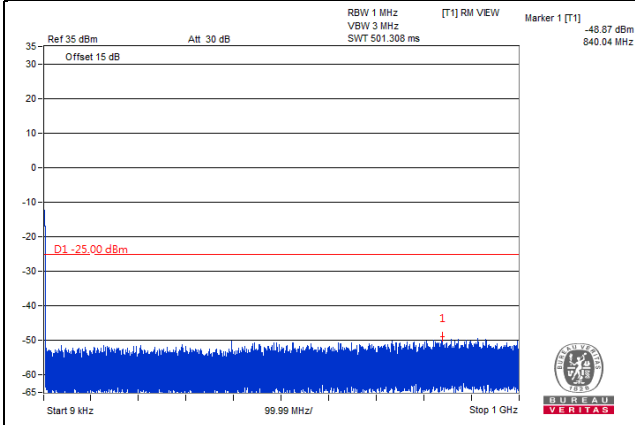


*The 9kHz signal over the limit is from Spectrum.

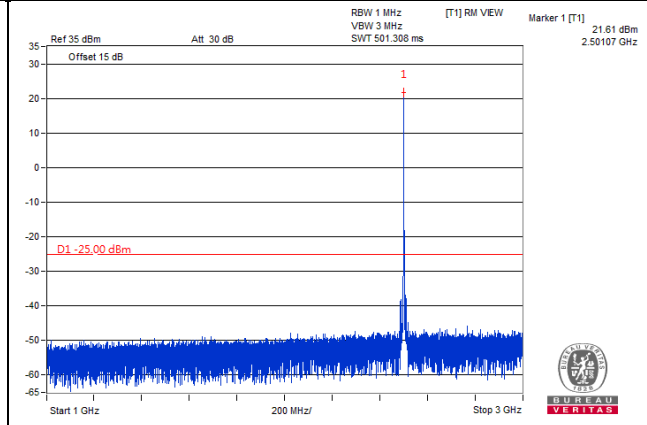
Channel Band width: 20MHz

Channel 20850(2510MHz)

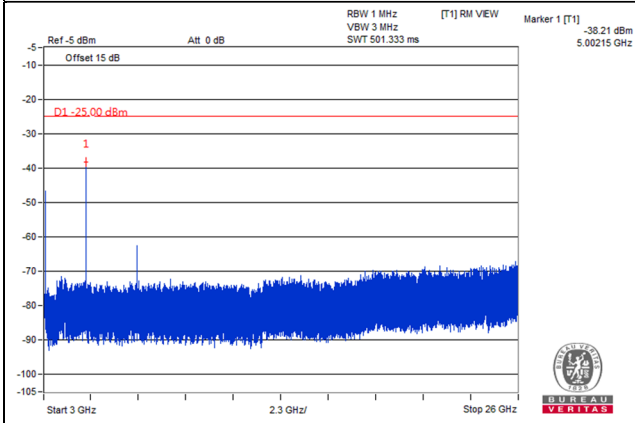
Frequency Range : 9kHz~1GHz



Frequency Range : 1GHz~3GHz



Frequency Range : 3GHz~26GHz

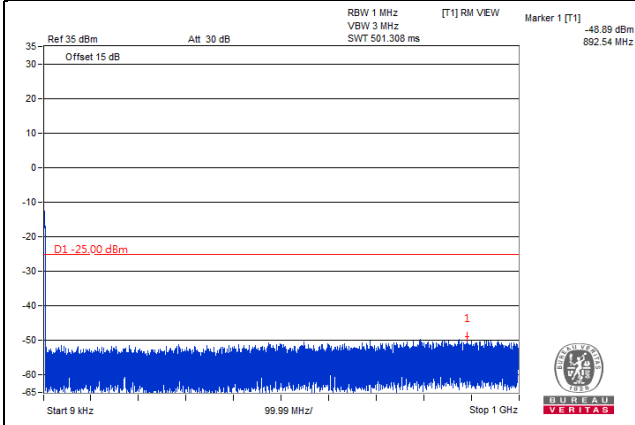


*The 9kHz signal over the limit is from Spectrum.

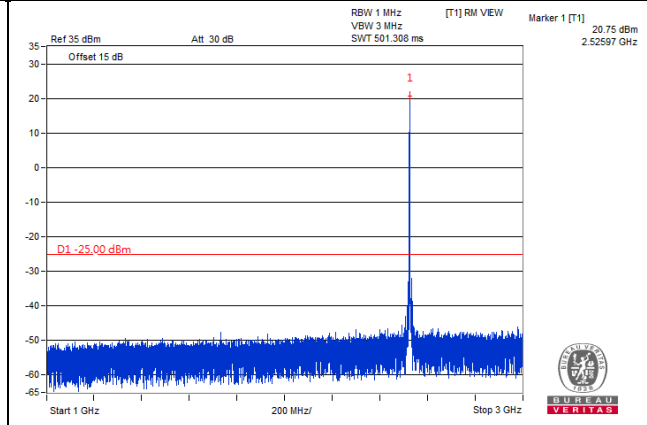
Channel Band width: 20MHz

Channel 21100(2535MHz)

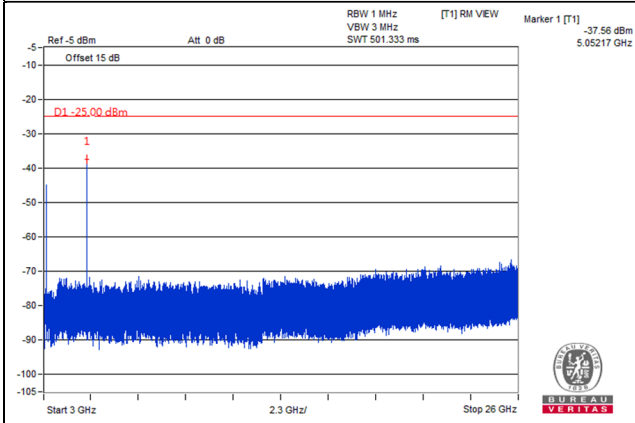
Frequency Range : 9kHz~1GHz



Frequency Range : 1GHz~3GHz



Frequency Range : 3GHz~26GHz

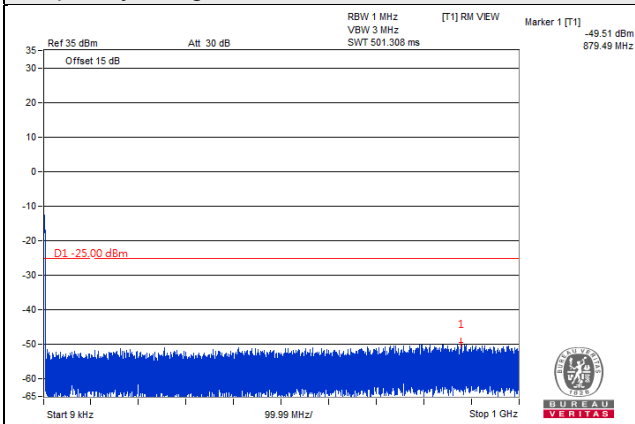


*The 9kHz signal over the limit is from Spectrum.

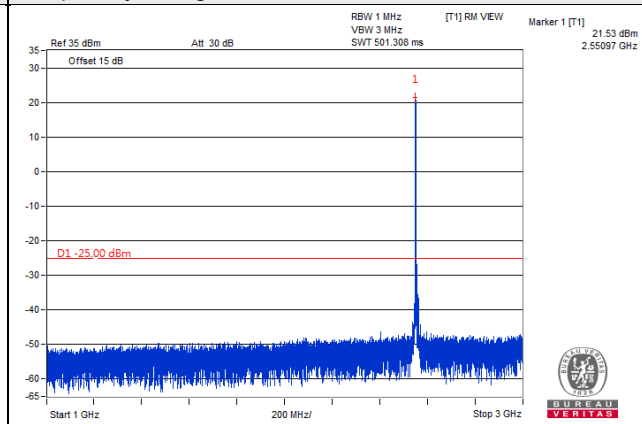
Channel Band width: 20MHz

Channel 21350(2560MHz)

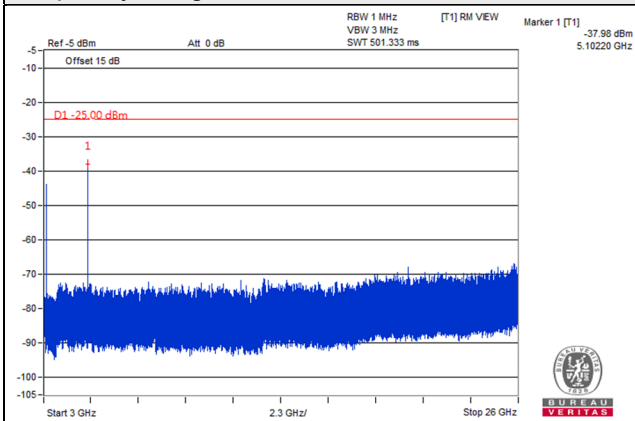
Frequency Range : 9kHz~1GHz



Frequency Range : 1GHz~3GHz



Frequency Range : 3GHz~26GHz



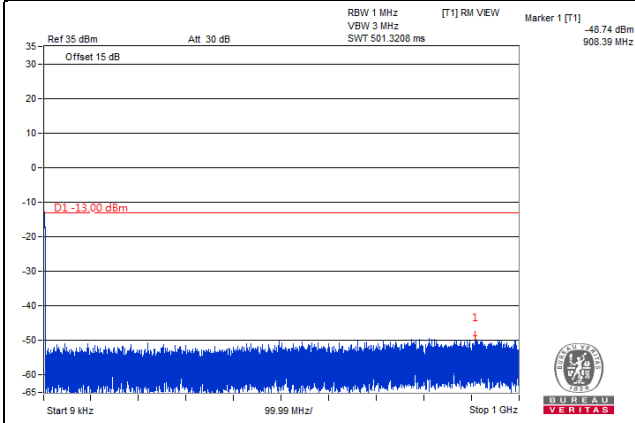
*The 9kHz signal over the limit is from Spectrum.

LTE Band 66

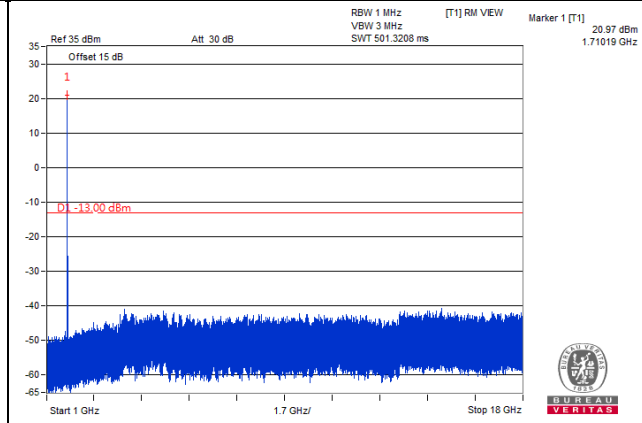
Channel Bandwidth: 1.4MHz

Channel 131979 (1710.7MHz)

Frequency Range : 9kHz~1GHz

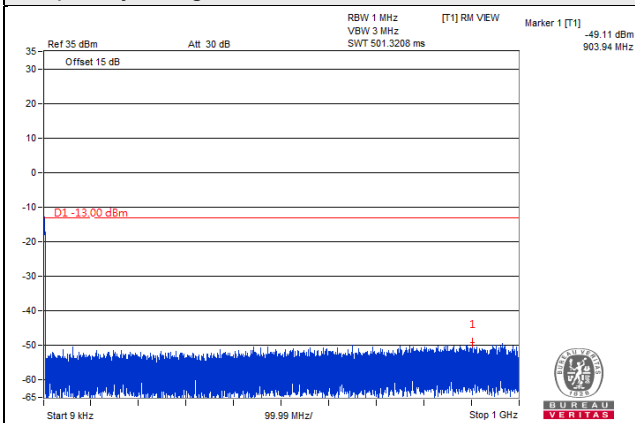


Frequency Range : 1GHz~18GHz

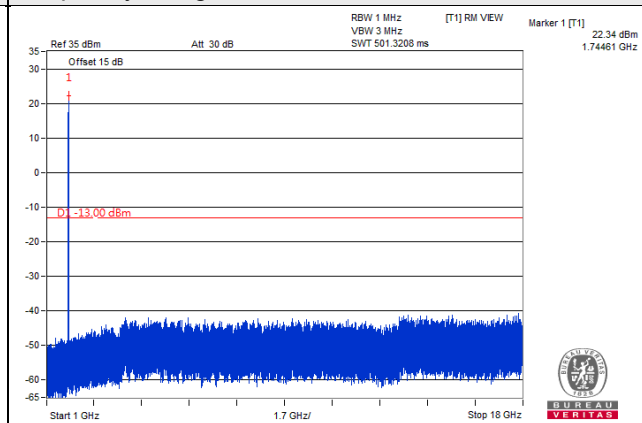


Channel 132322 (1745.0MHz)

Frequency Range : 9kHz~1GHz

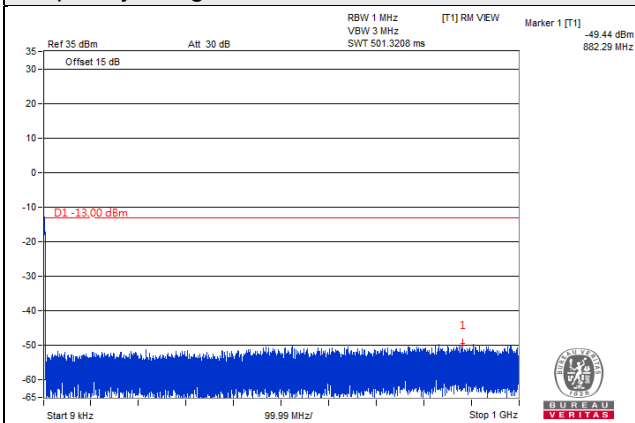


Frequency Range : 1GHz~18GHz

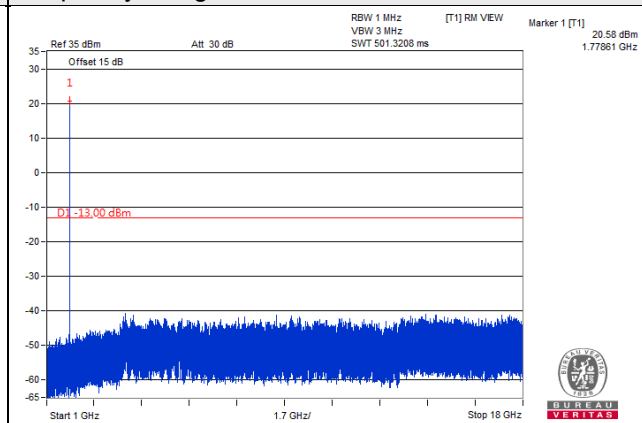


Channel 132665 (1779.3MHz)

Frequency Range : 9kHz~1GHz



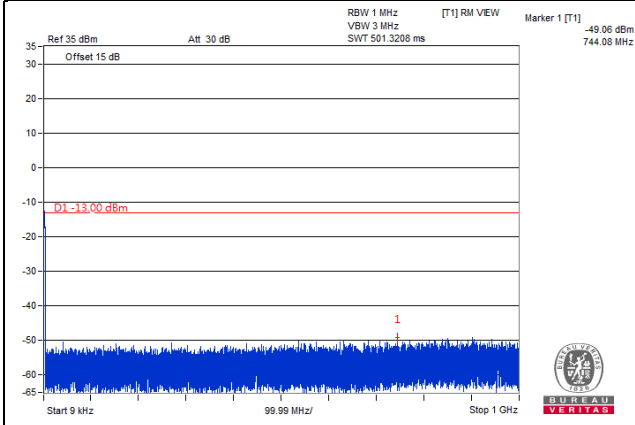
Frequency Range : 1GHz~18GHz



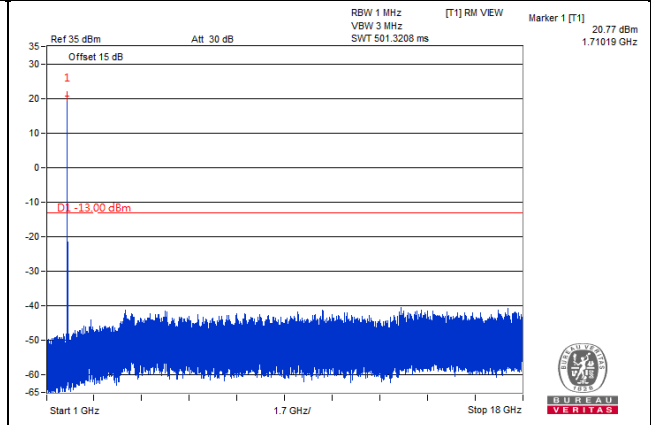
Channel Bandwidth: 3MHz

Channel 131987 (1711.5MHz)

Frequency Range : 9kHz~1GHz

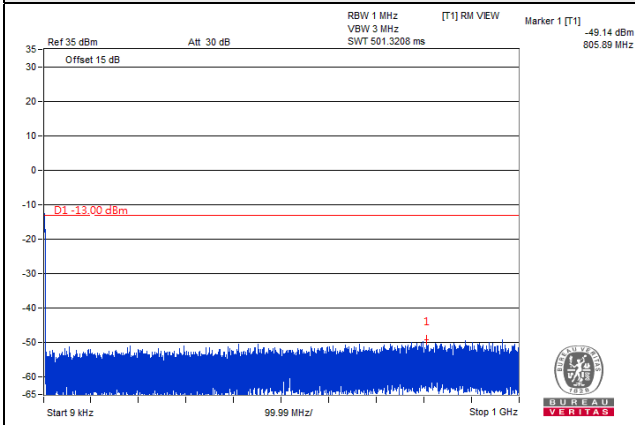


Frequency Range : 1GHz~18GHz

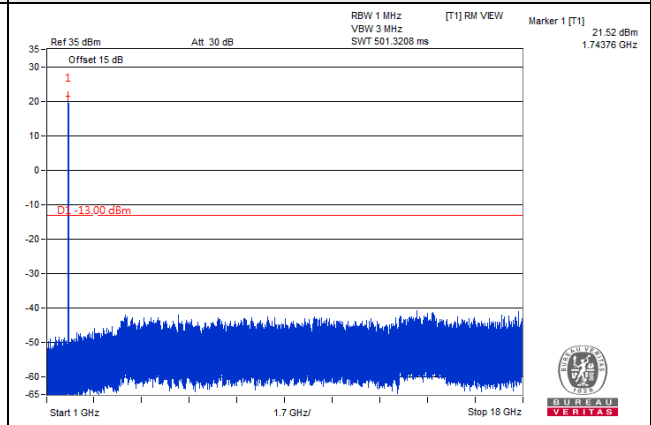


Channel 132322 (1745.0MHz)

Frequency Range : 9kHz~1GHz

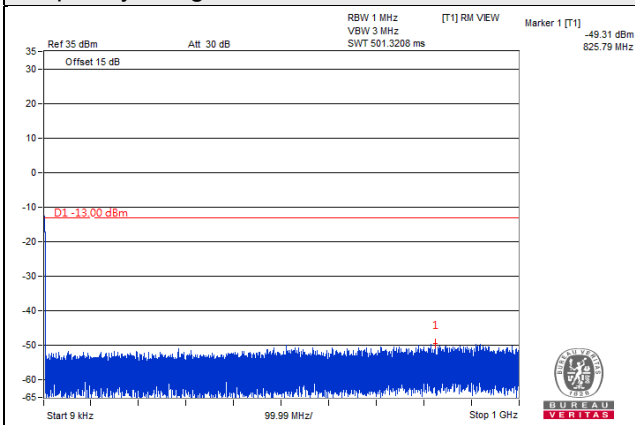


Frequency Range : 1GHz~18GHz

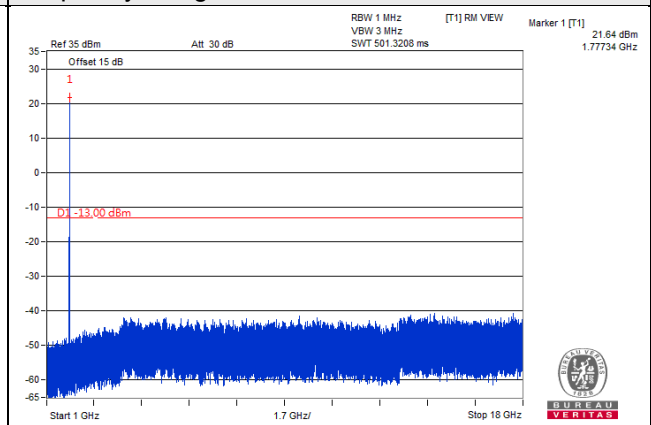


Channel 132657 (1778.5MHz)

Frequency Range : 9kHz~1GHz



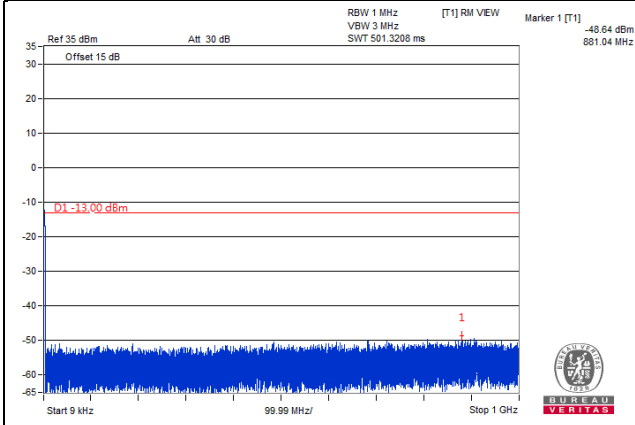
Frequency Range : 1GHz~18GHz



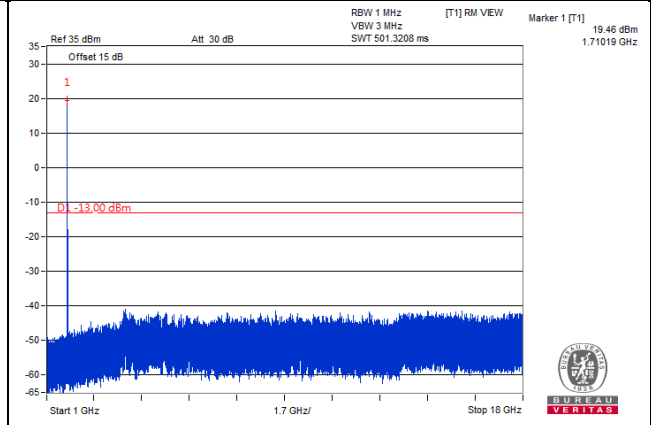
Channel Bandwidth: 5MHz

Channel 131997 (1712.5MHz)

Frequency Range : 9kHz~1GHz

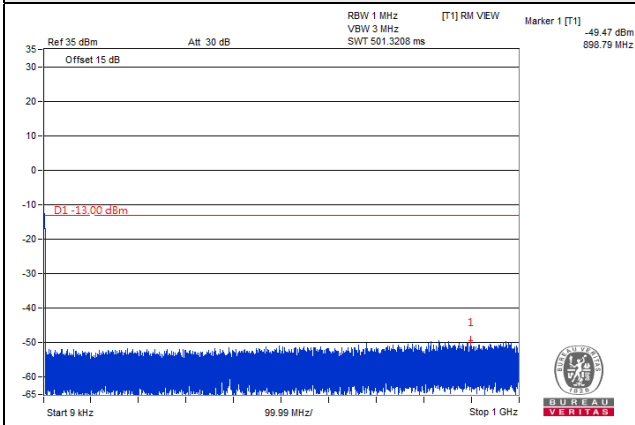


Frequency Range : 1GHz~18GHz

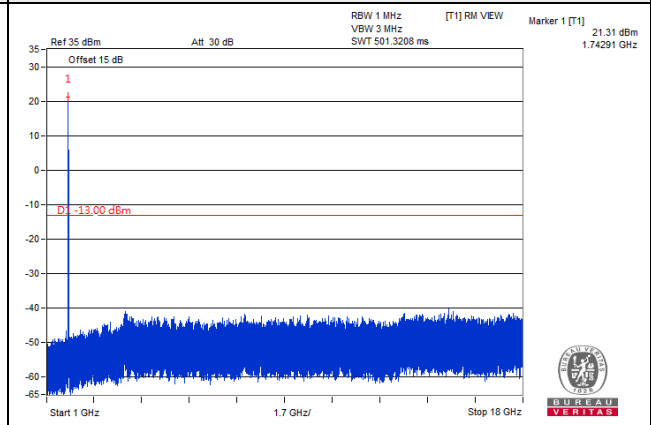


Channel 132322 (1745.0MHz)

Frequency Range : 9kHz~1GHz

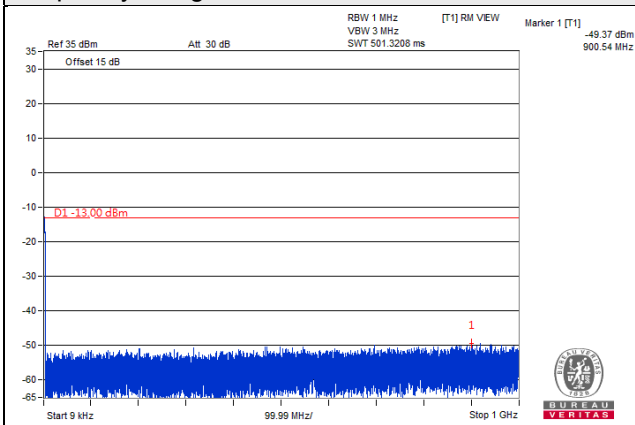


Frequency Range : 1GHz~18GHz

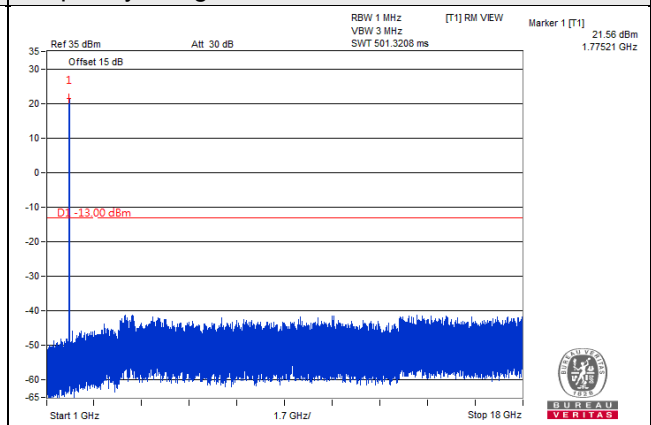


Channel 132647 (1777.5MHz)

Frequency Range : 9kHz~1GHz



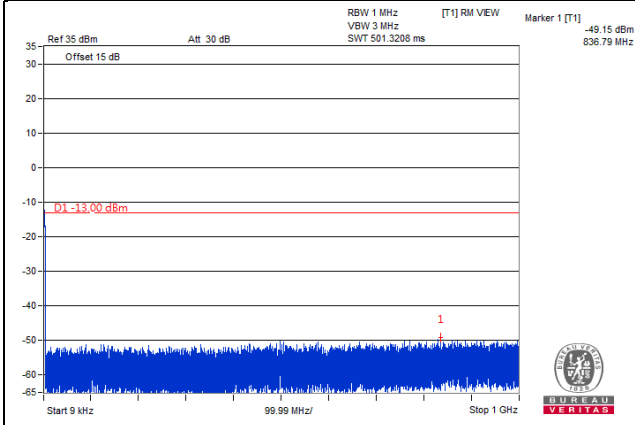
Frequency Range : 1GHz~18GHz



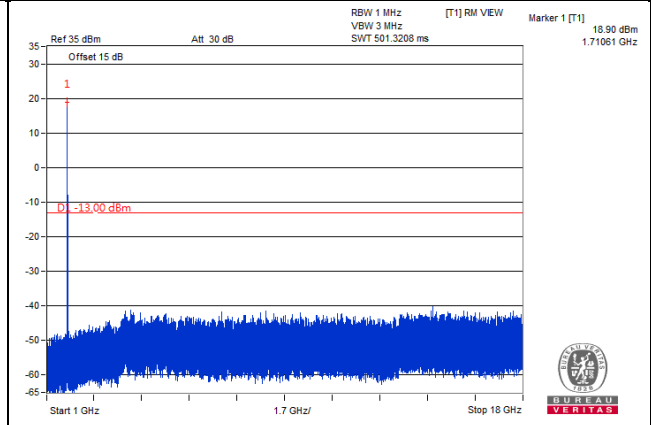
Channel Bandwidth: 10MHz

Channel 132022 (1715.0MHz)

Frequency Range : 9kHz~1GHz

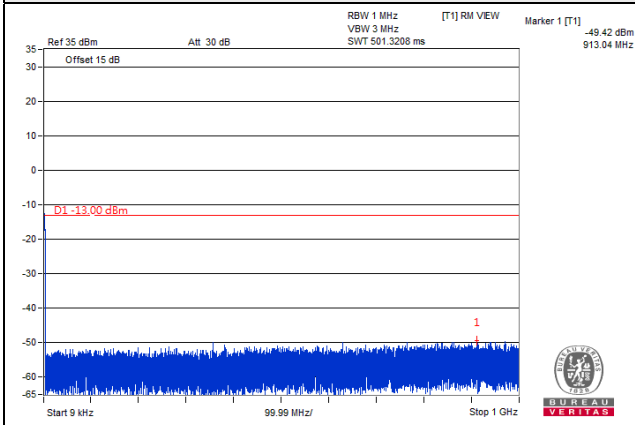


Frequency Range : 1GHz~18GHz

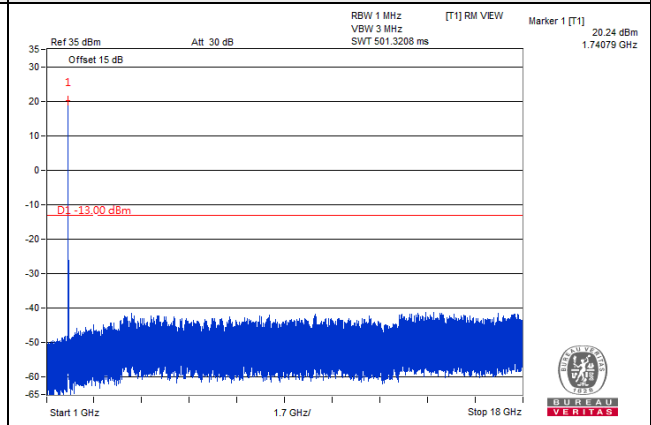


Channel 132322 (1745.0MHz)

Frequency Range : 9kHz~1GHz

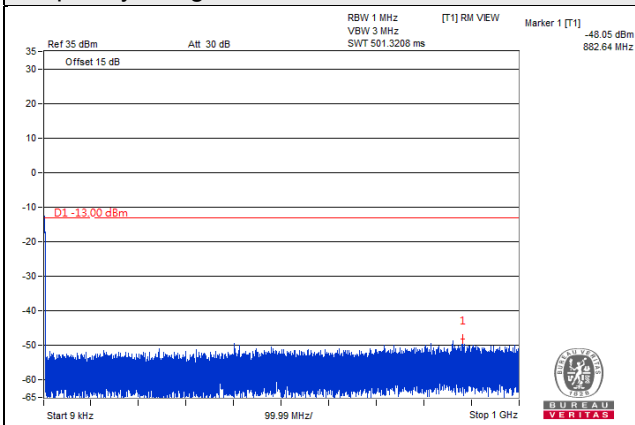


Frequency Range : 1GHz~18GHz

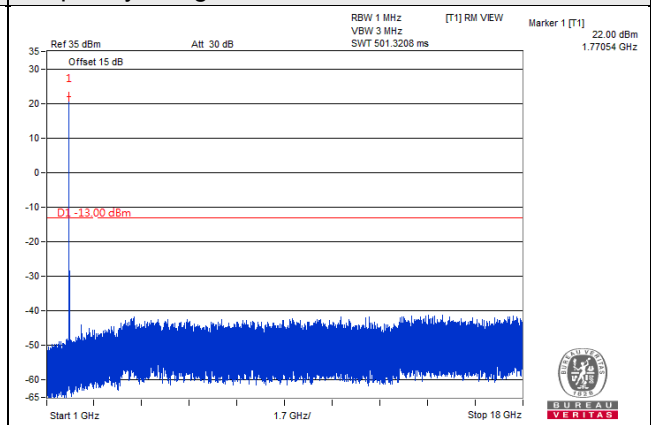


Channel 132622 (1775.0MHz)

Frequency Range : 9kHz~1GHz



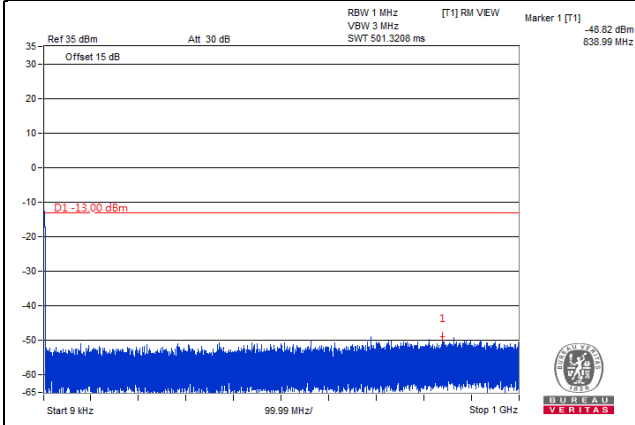
Frequency Range : 1GHz~18GHz



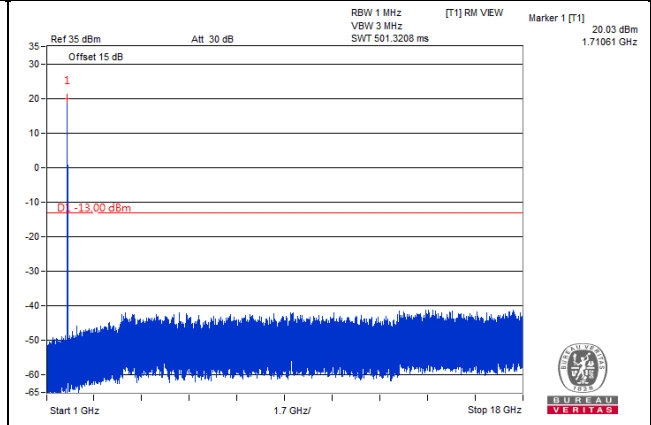
Channel Bandwidth: 15MHz

Channel 132047 (1717.5MHz)

Frequency Range : 9kHz~1GHz

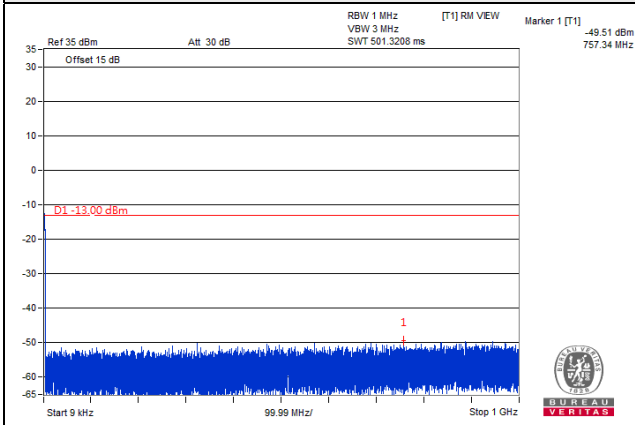


Frequency Range : 1GHz~18GHz

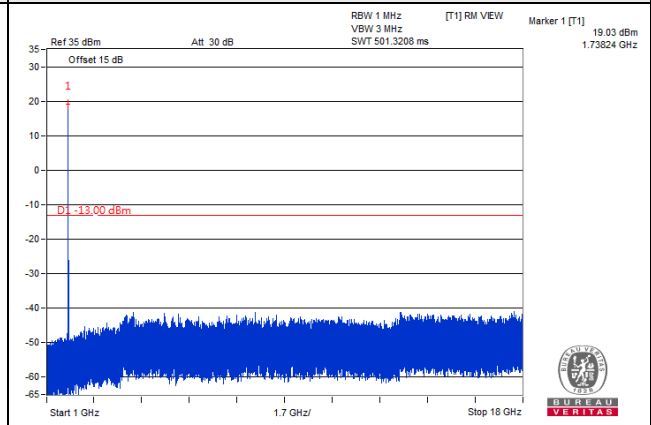


Channel 132322 (1745.0MHz)

Frequency Range : 9kHz~1GHz

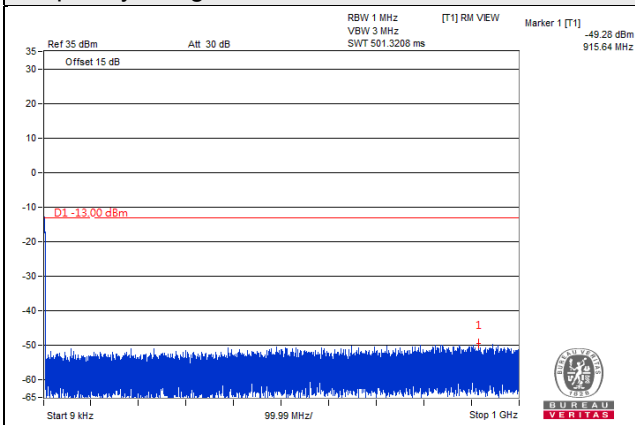


Frequency Range : 1GHz~18GHz

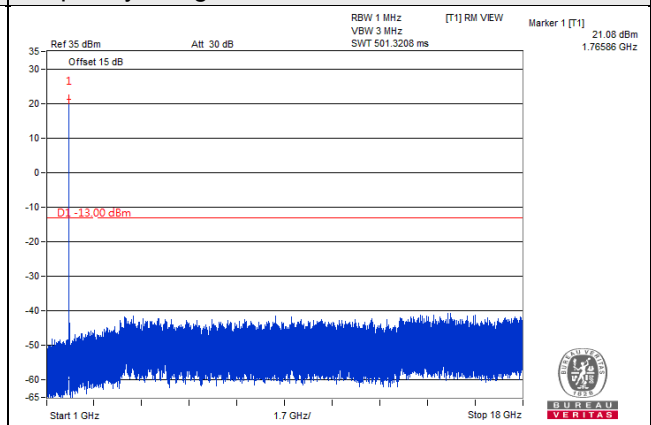


Channel 132597 (1772.5MHz)

Frequency Range : 9kHz~1GHz



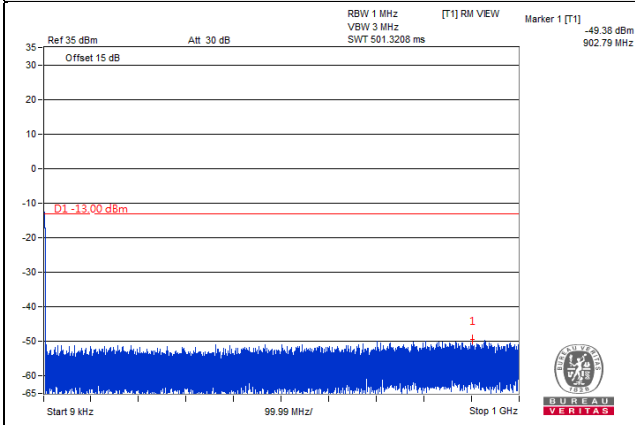
Frequency Range : 1GHz~18GHz



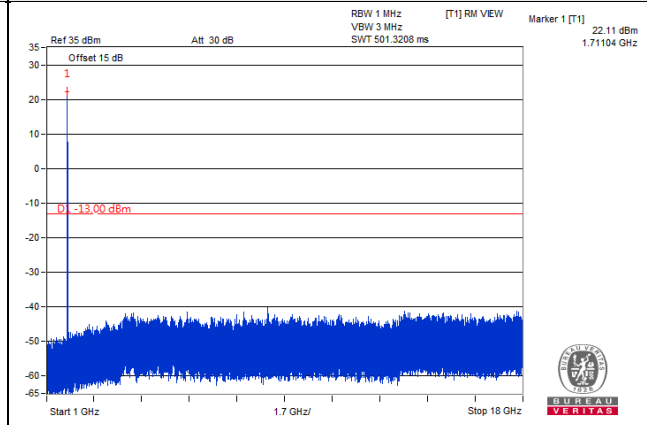
Channel Bandwidth: 20MHz

Channel 132072 (1720.0MHz)

Frequency Range : 9kHz~1GHz

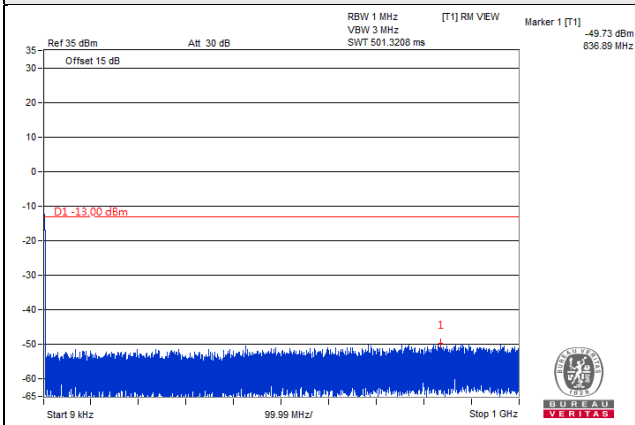


Frequency Range : 1GHz~18GHz

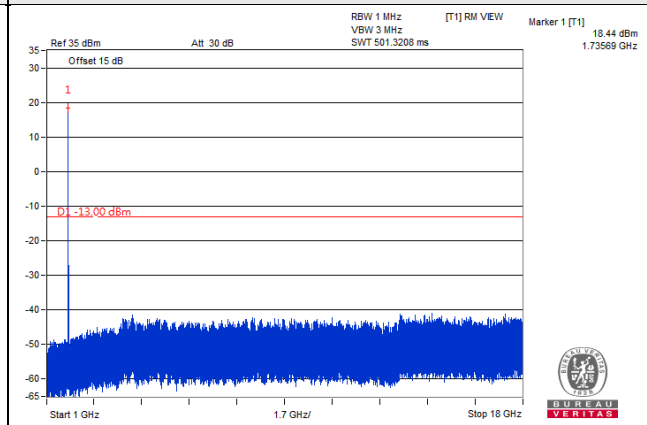


Channel 132322 (1745.0MHz)

Frequency Range : 9kHz~1GHz

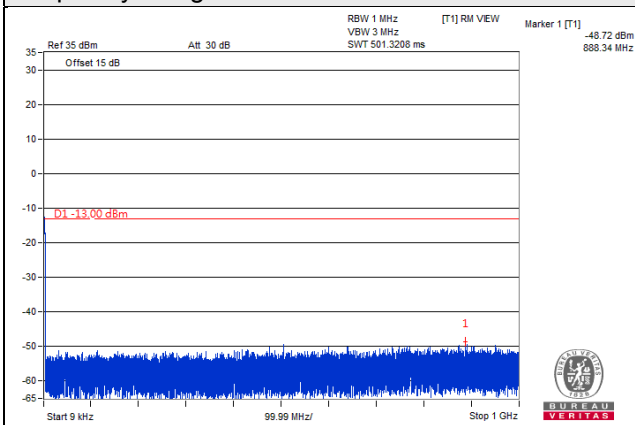


Frequency Range : 1GHz~18GHz

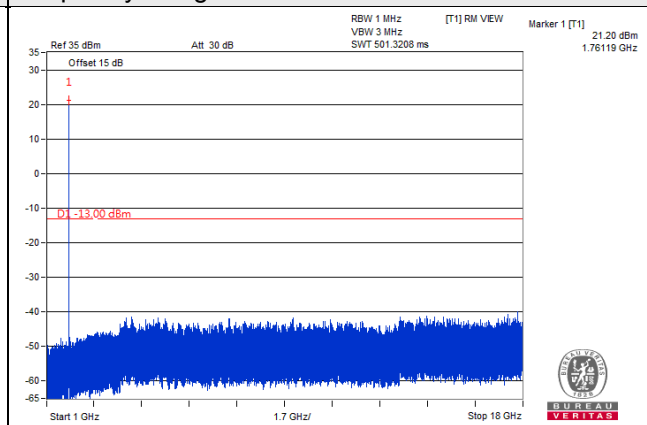


Channel 132572 (1770.0MHz)

Frequency Range : 9kHz~1GHz



Frequency Range : 1GHz~18GHz



4.8 Radiated Emission Measurement

4.8.1 Limits of Radiated Emission Measurement

For n71

According to FCC 27.53(g) for operations in the 600 MHz band and the 698-746 MHz band, the power of any emission outside a licensee's frequency band(s) of operation shall be attenuated below the transmitter power (P) within the licensed band(s) of operation, measured in watts, by at least $43 + 10 \log (P)$ dB. Compliance with this provision is based on the use of measurement instrumentation employing a resolution bandwidth of 100 kilohertz or greater.

For LTE Band 2

The power of any emission outside of the authorized operating frequency ranges must be attenuated below the transmitting power (P) by a factor of at least $43 + 10 \log (P)$ dB. The emission limit equal to -13dBm .

For LTE Band 7

In the FCC 27.53(m)(4), On any frequency outside a licensee's frequency block, The power of any emission shall be attenuated below the transmitter power (P) by at least $55 + 10 \log (P)$ dB. The emission limit equal to -25dBm .

For LTE Band 66

According to FCC 27.53(h) for operations in the 1695-1710 MHz, 1710-1755 MHz, 1755-1780 MHz, 1915-1920 MHz, 1995-2000 MHz, 2000-2020 MHz, 2110-2155 MHz, 2155-2180 MHz, and 2180-2200 bands, the power of any emission outside a licensee's frequency block shall be attenuated below the transmitter power (P) in watts by at least $43 + 10 \log (P)$ dB.

4.8.2 Test Procedure

- a. Substitution method is used for E.I.R.P measurement. In the semi-anechoic chamber, EUT placed on the 0.8m (below or equal 1 GHz) and/or 1.5 m (above 1 GHz) height of Turn Table, rotated the table around 360 degrees to search the maximum radiation power and receiver antenna shall be rotated vertical and horizontal polarization and moved height from 1m to 4m to find the maximum polar radiated power. The "Read Value" is the spectrum reading the maximum power value.
- b. The substitution horn antenna is substituted for EUT at the same position and signals generator export the CW signal to the substitution antenna via a TX cable. Rotated the Turn Table and moved receiving antenna to find the maximum radiation power. Adjust output power level of S.G to get a Value of spectrum reading equal to "Read Value" of step a. Record the power level of S.G
- c. $\text{EIRP} = \text{Output power level of S.G} - \text{TX cable loss} + \text{Antenna gain of substitution horn}$.
- d. E.R.P power can be calculated form E.I.R.P power by subtracting the gain of dipole, $\text{E.R.P power} = \text{E.I.R.P power} - 2.15\text{dBi}$.

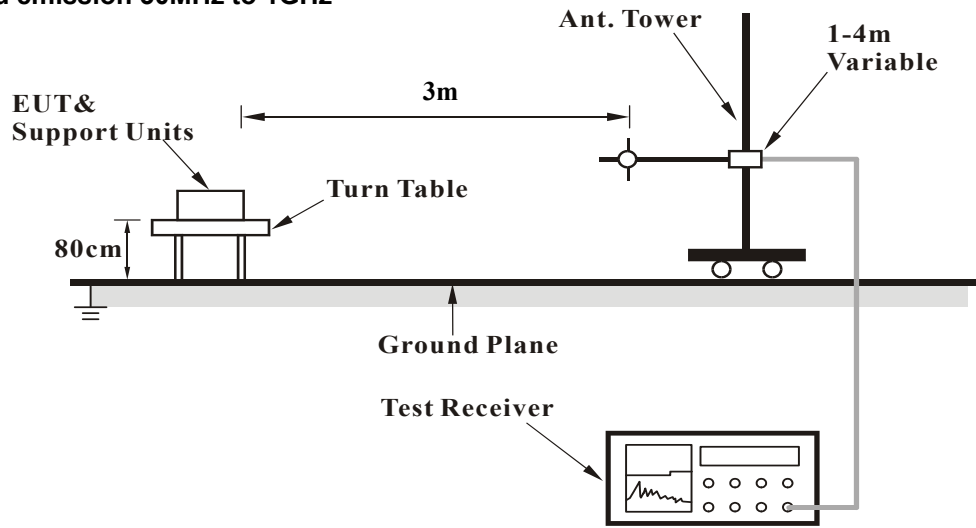
NOTE: The resolution bandwidth and video bandwidth of test receiver/spectrum analyzer is 1MHz/3MHz.

4.8.3 Deviation from Test Standard

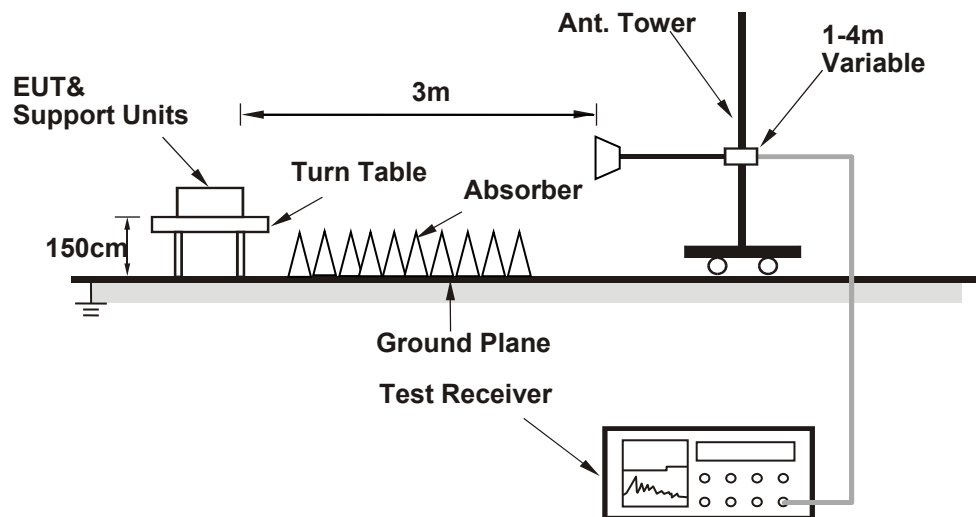
No deviation.

4.8.4 Test Setup

For radiated emission 30MHz to 1GHz



For radiated emission above 1GHz



For the actual test configuration, please refer to the attached file (Test Setup Photo).

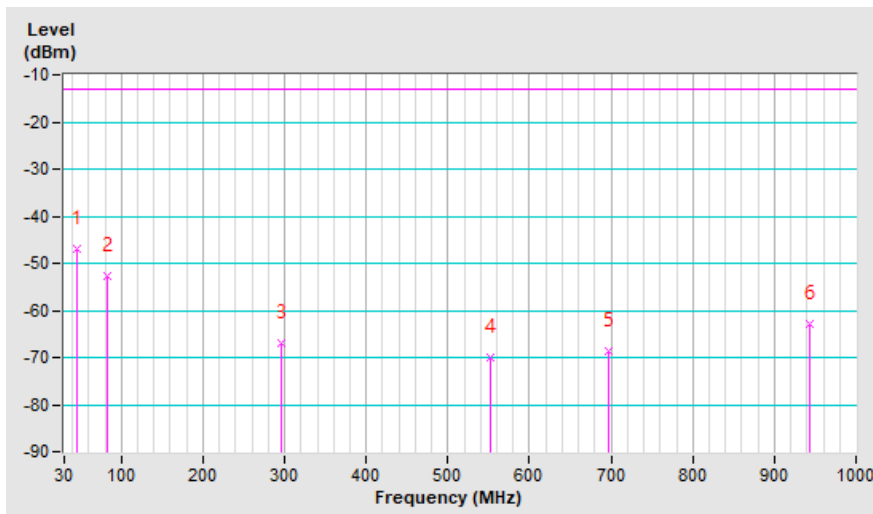
4.8.5 Test Results

Below 1GHz

n71, Channel Bandwidth: 5MHz

Mode	TX channel 139100 (695.5MHz)	Frequency Range	Below 1000 MHz
Environmental Conditions	22deg. C, 68%RH	Input Power	120Vac, 60Hz
Tested By	Greg Lin		

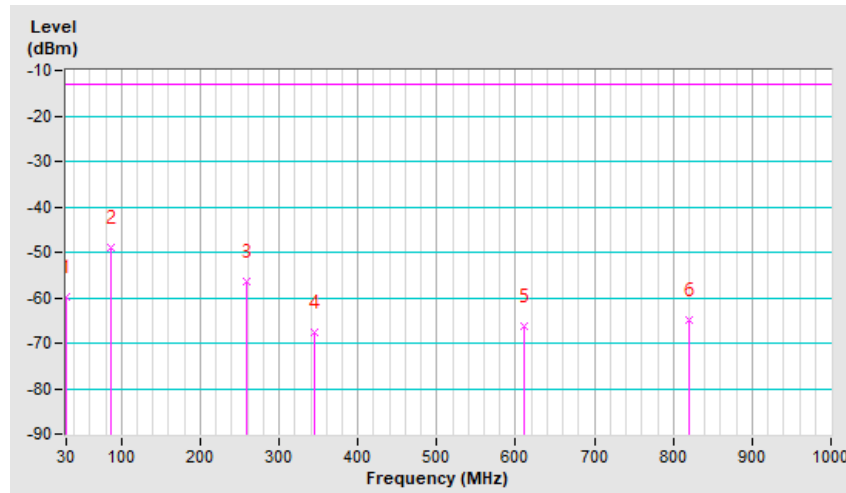
Antenna Polarity & Test Distance: Horizontal at 3 M							
No.	Freq. (MHz)	Reading (dBm)	S.G Power Value (dBm)	Correction Factor (dB)	ERP (dBm)	Limit (dBm)	Margin (dB)
1	45.52	-45.4	-36.4	-10.4	-46.8	-13.0	-33.8
2	82.38	-45.2	-53.2	0.4	-52.8	-13.0	-39.8
3	296.75	-62.0	-65.2	-1.8	-67.0	-13.0	-54.0
4	552.83	-68.2	-73.7	3.8	-69.9	-13.0	-56.9
5	697.36	-69.0	-71.8	3.3	-68.5	-13.0	-55.5
6	943.74	-69.0	-66.5	3.7	-62.8	-13.0	-49.8



Mode	TX channel 139100 (695.5MHz)	Frequency Range	Below 1000 MHz
Environmental Conditions	22deg. C, 68%RH	Input Power	120Vac, 60Hz
Tested By	Greg Lin		

Antenna Polarity & Test Distance: Vertical at 3 M

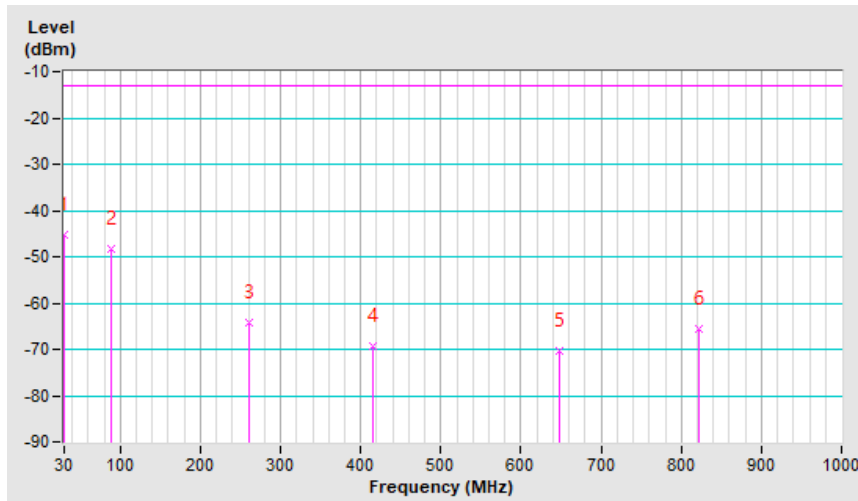
No.	Freq. (MHz)	Reading (dBm)	S.G Power Value (dBm)	Correction Factor (dB)	ERP (dBm)	Limit (dBm)	Margin (dB)
1	30.97	-47.4	-41.0	-18.8	-59.8	-13.0	-46.8
2	86.26	-41.0	-49.2	0.1	-49.1	-13.0	-36.1
3	258.92	-54.8	-54.8	-1.5	-56.3	-13.0	-43.3
4	345.25	-64.8	-71.4	3.9	-67.5	-13.0	-54.5
5	610.06	-68.9	-70.1	3.7	-66.4	-13.0	-53.4
6	820.55	-70.2	-68.9	3.9	-65.0	-13.0	-52.0



n71, Channel Bandwidth: 20MHz

Mode	TX channel 137600 (688.0MHz)	Frequency Range	Below 1000 MHz
Environmental Conditions	22deg. C, 68%RH	Input Power	120Vac, 60Hz
Tested By	Greg Lin		

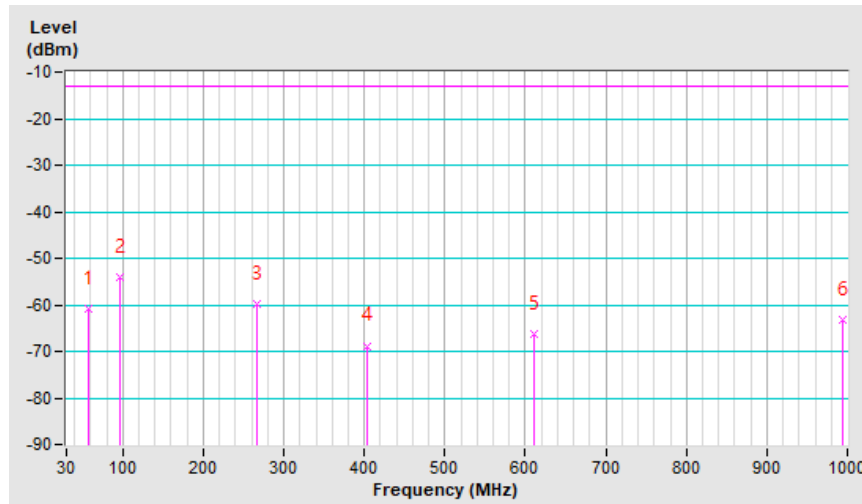
Antenna Polarity & Test Distance: Horizontal at 3 M							
No.	Freq. (MHz)	Reading (dBm)	S.G Power Value (dBm)	Correction Factor (dB)	ERP (dBm)	Limit (dBm)	Margin (dB)
1	30.00	-47.1	-25.9	-19.4	-45.3	-13.0	-32.3
2	88.20	-38.5	-48.0	-0.2	-48.2	-13.0	-35.2
3	259.89	-57.1	-62.6	-1.5	-64.1	-13.0	-51.1
4	416.06	-67.0	-72.6	3.4	-69.2	-13.0	-56.2
5	648.86	-70.5	-74.2	3.7	-70.5	-13.0	-57.5
6	821.52	-70.0	-69.6	3.9	-65.7	-13.0	-52.7



Mode	TX channel 137600 (688.0MHz)	Frequency Range	Below 1000 MHz
Environmental Conditions	22deg. C, 68%RH	Input Power	120Vac, 60Hz
Tested By	Greg Lin		

Antenna Polarity & Test Distance: Vertical at 3 M

No.	Freq. (MHz)	Reading (dBm)	S.G Power Value (dBm)	Correction Factor (dB)	ERP (dBm)	Limit (dBm)	Margin (dB)
1	58.13	-51.8	-56.7	-4.2	-60.9	-13.0	-47.9
2	95.96	-44.1	-53.0	-1.2	-54.2	-13.0	-41.2
3	265.71	-58.9	-58.3	-1.6	-59.9	-13.0	-46.9
4	404.42	-66.0	-72.1	3.3	-68.8	-13.0	-55.8
5	610.06	-68.9	-70.1	3.7	-66.4	-13.0	-53.4
6	993.21	-71.0	-66.5	3.4	-63.1	-13.0	-50.1

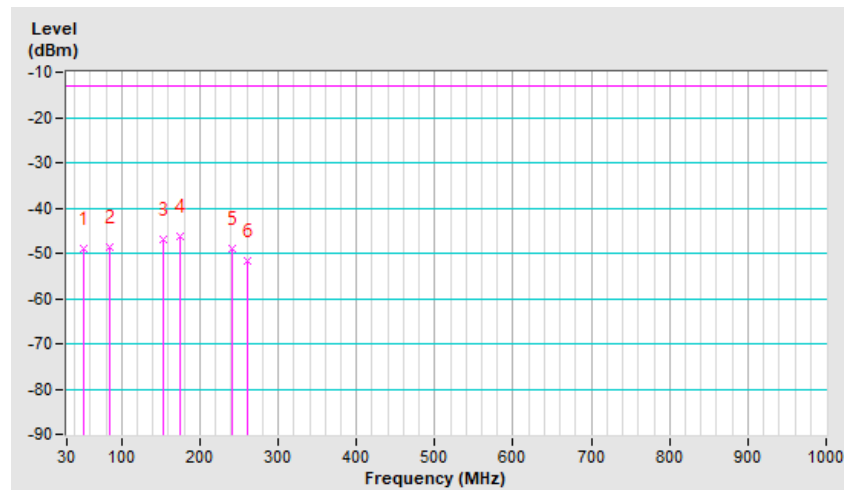


LTE Band 2, Channel Bandwidth: 20MHz

Mode	TX channel 18900 (1880.00MHz)	Frequency Range	Below 1000 MHz
Environmental Conditions	24deg. C, 64%RH	Input Power	120Vac, 60Hz
Tested By	Match Tsui		

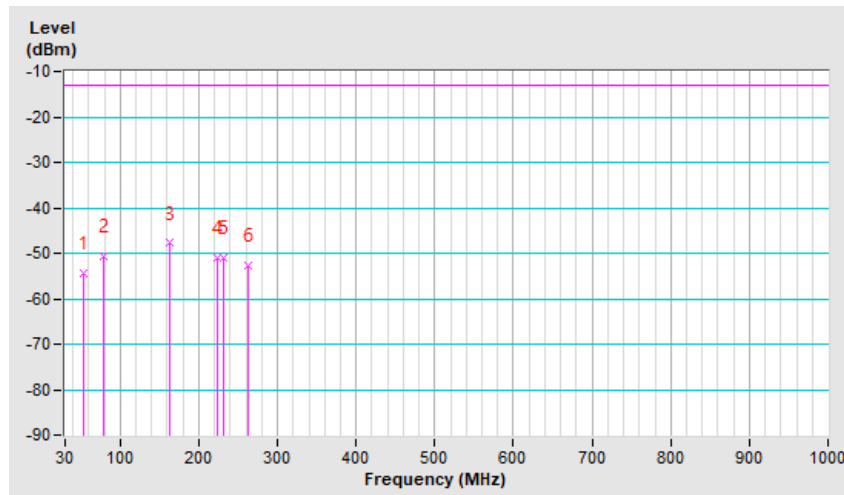
Antenna Polarity & Test Distance: Horizontal at 3 M

No.	Freq. (MHz)	Reading (dBm)	S.G Power Value (dBm)	Correction Factor (dB)	EIRP (dBm)	Limit (dBm)	Margin (dB)
1	52.31	-47.5	-47.9	-1.1	-49.0	-13.0	-36.0
2	84.32	-42.5	-47.1	-1.4	-48.5	-13.0	-35.5
3	153.19	-42.6	-45.0	-1.8	-46.8	-13.0	-33.8
4	174.53	-38.8	-44.3	-2.0	-46.3	-13.0	-33.3
5	240.49	-42.1	-46.9	-2.1	-49.0	-13.0	-36.0
6	260.86	-47.1	-49.6	-2.2	-51.8	-13.0	-38.8



Mode	TX channel 18900 (1880.00MHz)	Frequency Range	Below 1000 MHz
Environmental Conditions	24deg. C, 64%RH	Input Power	120Vac, 60Hz
Tested By	Match Tsui		

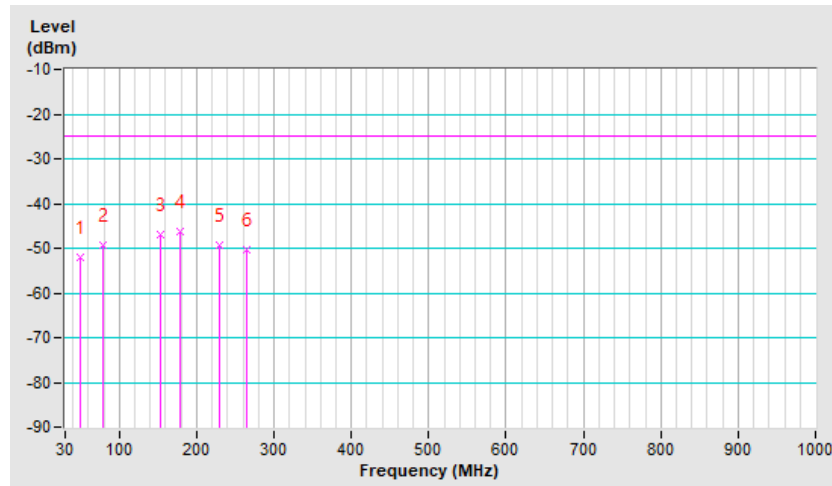
Antenna Polarity & Test Distance: Vertical at 3 M							
No.	Freq. (MHz)	Reading (dBm)	S.G Power Value (dBm)	Correction Factor (dB)	EIRP (dBm)	Limit (dBm)	Margin (dB)
1	53.28	-47.4	-53.2	-1.1	-54.3	-13.0	-41.3
2	79.47	-45.8	-49.3	-1.4	-50.7	-13.0	-37.7
3	162.89	-44.8	-45.9	-1.9	-47.8	-13.0	-34.8
4	223.03	-46.7	-48.8	-2.1	-50.9	-13.0	-37.9
5	230.79	-47.8	-48.8	-2.2	-51.0	-13.0	-38.0
6	261.83	-53.9	-50.6	-2.2	-52.8	-13.0	-39.8



LTE Band 7, Channel Bandwidth: 20MHz

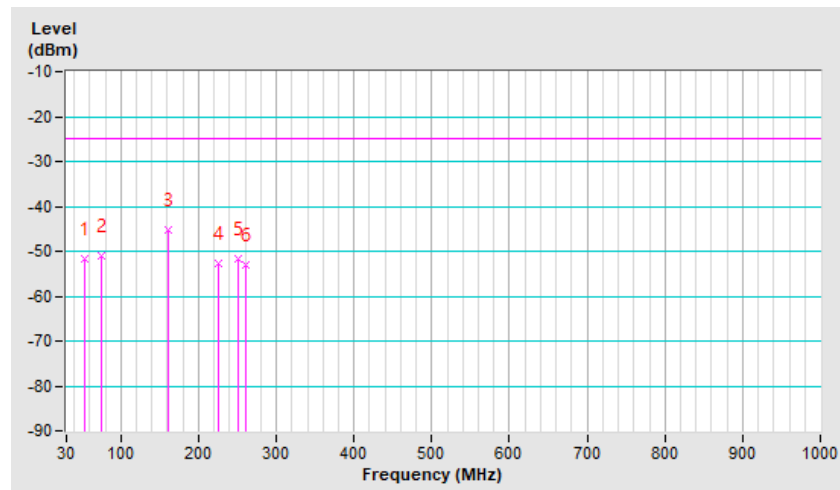
Mode	TX channel 21350 (2560MHz)	Frequency Range	Below 1000 MHz
Environmental Conditions	24deg. C, 64%RH	Input Power	120Vac, 60Hz
Tested By	Match Tsui		

Antenna Polarity & Test Distance: Horizontal at 3 M							
No.	Freq. (MHz)	Reading (dBm)	S.G Power Value (dBm)	Correction Factor (dB)	EIRP (dBm)	Limit (dBm)	Margin (dB)
1	49.40	-51.7	-51.0	-1.1	-52.1	-25.0	-27.1
2	79.47	-44.4	-47.9	-1.4	-49.3	-25.0	-24.3
3	153.19	-42.8	-45.2	-1.8	-47.0	-25.0	-22.0
4	178.41	-38.4	-44.4	-2.0	-46.4	-25.0	-21.4
5	228.85	-41.5	-47.3	-2.1	-49.4	-25.0	-24.4
6	263.77	-45.8	-48.2	-2.2	-50.4	-25.0	-25.4



Mode	TX channel 21350 (2560MHz)	Frequency Range	Below 1000 MHz
Environmental Conditions	24deg. C, 64%RH	Input Power	120Vac, 60Hz
Tested By	Match Tsui		

Antenna Polarity & Test Distance: Vertical at 3 M							
No.	Freq. (MHz)	Reading (dBm)	S.G Power Value (dBm)	Correction Factor (dB)	EIRP (dBm)	Limit (dBm)	Margin (dB)
1	54.25	-44.9	-50.6	-1.1	-51.7	-25.0	-26.7
2	74.62	-45.5	-49.7	-1.4	-51.1	-25.0	-26.1
3	160.95	-42.3	-43.4	-1.9	-45.3	-25.0	-20.3
4	225.94	-48.6	-50.5	-2.1	-52.6	-25.0	-27.6
5	251.16	-51.7	-49.5	-2.2	-51.7	-25.0	-26.7
6	260.86	-54.1	-50.9	-2.2	-53.1	-25.0	-28.1

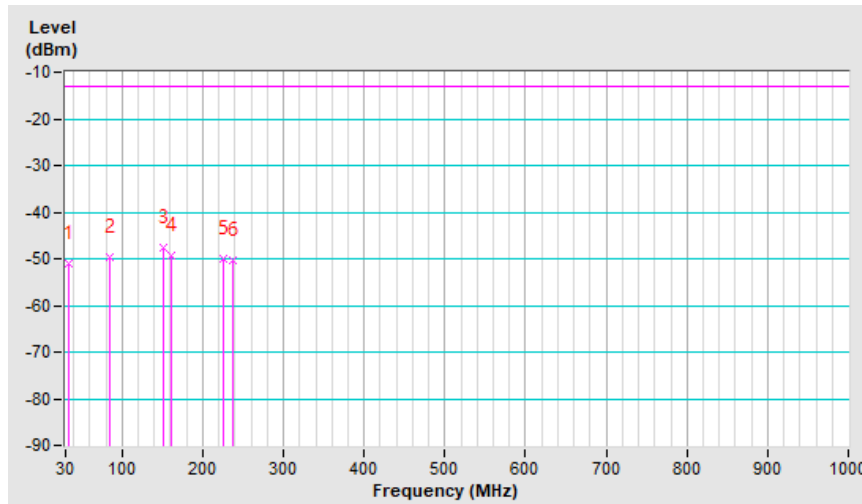


LTE Band 66, Channel Bandwidth: 20MHz

Mode	TX channel 132572 (1770.0MHz)	Frequency Range	Below 1000 MHz
Environmental Conditions	24deg. C, 64%RH	Input Power	120Vac, 60Hz
Tested By	Match Tsui		

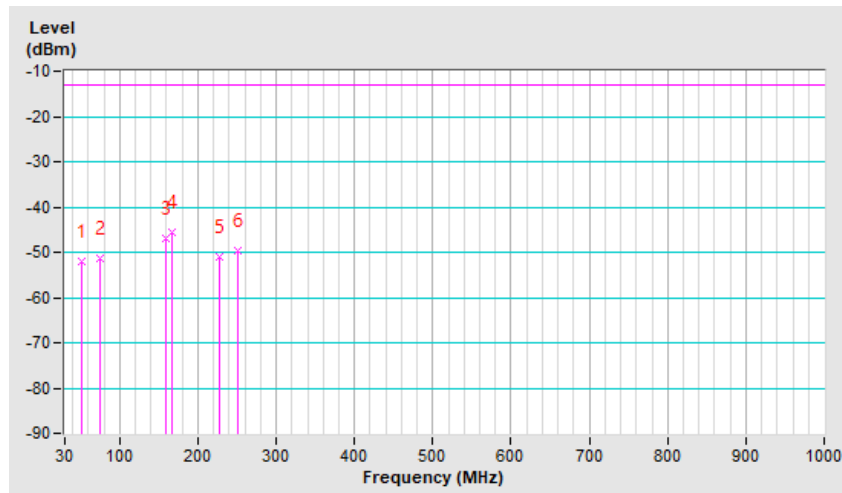
Antenna Polarity & Test Distance: Horizontal at 3 M

No.	Freq. (MHz)	Reading (dBm)	S.G Power Value (dBm)	Correction Factor (dB)	EIRP (dBm)	Limit (dBm)	Margin (dB)
1	34.85	-54.0	-50.0	-0.9	-50.9	-13.0	-37.9
2	84.32	-43.8	-48.4	-1.4	-49.8	-13.0	-36.8
3	152.22	-43.4	-45.8	-1.8	-47.6	-13.0	-34.6
4	161.92	-43.7	-47.3	-1.9	-49.2	-13.0	-36.2
5	224.97	-42.1	-48.0	-2.1	-50.1	-13.0	-37.1
6	237.58	-43.3	-48.2	-2.1	-50.3	-13.0	-37.3



Mode	TX channel 132572 (1770.0MHz)	Frequency Range	Below 1000 MHz
Environmental Conditions	24deg. C, 64%RH	Input Power	120Vac, 60Hz
Tested By	Match Tsui		

Antenna Polarity & Test Distance: Vertical at 3 M							
No.	Freq. (MHz)	Reading (dBm)	S.G Power Value (dBm)	Correction Factor (dB)	EIRP (dBm)	Limit (dBm)	Margin (dB)
1	52.31	-45.1	-51.0	-1.1	-52.1	-13.0	-39.1
2	74.62	-45.9	-50.1	-1.4	-51.5	-13.0	-38.5
3	159.01	-43.9	-45.1	-1.8	-46.9	-13.0	-33.9
4	167.74	-42.4	-43.6	-2.0	-45.6	-13.0	-32.6
5	226.91	-47.1	-48.9	-2.1	-51.0	-13.0	-38.0
6	250.19	-49.6	-47.4	-2.2	-49.6	-13.0	-36.6



Above 1GHz
n71, Channel Bandwidth: 5MHz

Mode	TX channel 133100 (665.5MHz)	Frequency Range	1GHz ~ 18GHz
Environmental Conditions	22deg. C, 68%RH	Input Power	120Vac, 60Hz
Tested By	Greg Lin		

Antenna Polarity & Test Distance: Horizontal at 3 M							
No.	Freq. (MHz)	Reading (dBm)	S.G Power Value (dBm)	Correction Factor (dB)	ERP (dBm)	Limit (dBm)	Margin (dB)
1	1331.00	-62.1	-56.7	0.4	-56.3	-13.0	-43.3
Antenna Polarity & Test Distance: Vertical at 3 M							
No.	Freq. (MHz)	Reading (dBm)	S.G Power Value (dBm)	Correction Factor (dB)	ERP (dBm)	Limit (dBm)	Margin (dB)
1	1331.00	-58.9	-54.4	0.4	-54.0	-13.0	-41.0

Mode	TX channel 136100 (680.5MHz)	Frequency Range	1GHz ~ 18GHz
Environmental Conditions	22deg. C, 68%RH	Input Power	120Vac, 60Hz
Tested By	Greg Lin		

Antenna Polarity & Test Distance: Horizontal at 3 M							
No.	Freq. (MHz)	Reading (dBm)	S.G Power Value (dBm)	Correction Factor (dB)	ERP (dBm)	Limit (dBm)	Margin (dB)
1	1361.00	-61.9	-56.1	0.6	-55.5	-13.0	-42.5
Antenna Polarity & Test Distance: Vertical at 3 M							
No.	Freq. (MHz)	Reading (dBm)	S.G Power Value (dBm)	Correction Factor (dB)	ERP (dBm)	Limit (dBm)	Margin (dB)
1	1361.00	-59.5	-54.7	0.6	-54.1	-13.0	-41.1

Mode	TX channel 139100 (695.5MHz)	Frequency Range	1GHz ~ 18GHz
Environmental Conditions	22deg. C, 68%RH	Input Power	120Vac, 60Hz
Tested By	Greg Lin		

Antenna Polarity & Test Distance: Horizontal at 3 M							
No.	Freq. (MHz)	Reading (dBm)	S.G Power Value (dBm)	Correction Factor (dB)	ERP (dBm)	Limit (dBm)	Margin (dB)
1	1391.00	-62.3	-56.2	0.8	-55.4	-13.0	-42.4
Antenna Polarity & Test Distance: Vertical at 3 M							
No.	Freq. (MHz)	Reading (dBm)	S.G Power Value (dBm)	Correction Factor (dB)	ERP (dBm)	Limit (dBm)	Margin (dB)
1	1391.00	-59.2	-54.2	0.8	-53.4	-13.0	-40.4

n71, Channel Bandwidth: 10MHz

Mode	TX channel 133600 (668.0MHz)	Frequency Range	1GHz ~ 18GHz
Environmental Conditions	22deg. C, 68%RH	Input Power	120Vac, 60Hz
Tested By	Greg Lin		

Antenna Polarity & Test Distance: Horizontal at 3 M							
No.	Freq. (MHz)	Reading (dBm)	S.G Power Value (dBm)	Correction Factor (dB)	ERP (dBm)	Limit (dBm)	Margin (dB)
1	1336.00	-61.8	-56.3	0.5	-55.8	-13.0	-42.8

Antenna Polarity & Test Distance: Vertical at 3 M							
No.	Freq. (MHz)	Reading (dBm)	S.G Power Value (dBm)	Correction Factor (dB)	ERP (dBm)	Limit (dBm)	Margin (dB)
1	1336.00	-59.0	-54.5	0.5	-54.0	-13.0	-41.0

Mode	TX channel 136100 (680.5MHz)	Frequency Range	1GHz ~ 18GHz
Environmental Conditions	22deg. C, 68%RH	Input Power	120Vac, 60Hz
Tested By	Greg Lin		

Antenna Polarity & Test Distance: Horizontal at 3 M							
No.	Freq. (MHz)	Reading (dBm)	S.G Power Value (dBm)	Correction Factor (dB)	ERP (dBm)	Limit (dBm)	Margin (dB)
1	1361.00	-62.6	-56.8	0.6	-56.2	-13.0	-43.2

Antenna Polarity & Test Distance: Vertical at 3 M							
No.	Freq. (MHz)	Reading (dBm)	S.G Power Value (dBm)	Correction Factor (dB)	ERP (dBm)	Limit (dBm)	Margin (dB)
1	1361.00	-58.8	-54.0	0.6	-53.4	-13.0	-40.4

Mode	TX channel 138600 (693.0MHz)	Frequency Range	1GHz ~ 18GHz
Environmental Conditions	22deg. C, 68%RH	Input Power	120Vac, 60Hz
Tested By	Greg Lin		

Antenna Polarity & Test Distance: Horizontal at 3 M							
No.	Freq. (MHz)	Reading (dBm)	S.G Power Value (dBm)	Correction Factor (dB)	ERP (dBm)	Limit (dBm)	Margin (dB)
1	1386.00	-62.1	-56.0	0.8	-55.2	-13.0	-42.2

Antenna Polarity & Test Distance: Vertical at 3 M							
No.	Freq. (MHz)	Reading (dBm)	S.G Power Value (dBm)	Correction Factor (dB)	ERP (dBm)	Limit (dBm)	Margin (dB)
1	1386.00	-58.9	-53.9	0.8	-53.1	-13.0	-40.1

n71, Channel Bandwidth: 15MHz

Mode	TX channel 134100 (670.5MHz)	Frequency Range	1GHz ~ 18GHz
Environmental Conditions	22deg. C, 68%RH	Input Power	120Vac, 60Hz
Tested By	Greg Lin		

Antenna Polarity & Test Distance: Horizontal at 3 M

No.	Freq. (MHz)	Reading (dBm)	S.G Power Value (dBm)	Correction Factor (dB)	ERP (dBm)	Limit (dBm)	Margin (dB)
1	1341.00	-62.4	-56.9	0.5	-56.4	-13.0	-43.4

Antenna Polarity & Test Distance: Vertical at 3 M

No.	Freq. (MHz)	Reading (dBm)	S.G Power Value (dBm)	Correction Factor (dB)	ERP (dBm)	Limit (dBm)	Margin (dB)
1	1341.00	-59.5	-55.0	0.5	-54.5	-13.0	-41.5

Mode	TX channel 136100 (680.5MHz)	Frequency Range	1GHz ~ 18GHz
Environmental Conditions	22deg. C, 68%RH	Input Power	120Vac, 60Hz
Tested By	Greg Lin		

Antenna Polarity & Test Distance: Horizontal at 3 M

No.	Freq. (MHz)	Reading (dBm)	S.G Power Value (dBm)	Correction Factor (dB)	ERP (dBm)	Limit (dBm)	Margin (dB)
1	1361.00	-62.0	-56.2	0.6	-55.6	-13.0	-42.6

Antenna Polarity & Test Distance: Vertical at 3 M

No.	Freq. (MHz)	Reading (dBm)	S.G Power Value (dBm)	Correction Factor (dB)	ERP (dBm)	Limit (dBm)	Margin (dB)
1	1361.00	-59.5	-54.7	0.6	-54.1	-13.0	-41.1

Mode	TX channel 138100 (690.5MHz)	Frequency Range	1GHz ~ 18GHz
Environmental Conditions	22deg. C, 68%RH	Input Power	120Vac, 60Hz
Tested By	Greg Lin		

Antenna Polarity & Test Distance: Horizontal at 3 M

No.	Freq. (MHz)	Reading (dBm)	S.G Power Value (dBm)	Correction Factor (dB)	ERP (dBm)	Limit (dBm)	Margin (dB)
1	1381.00	-61.6	-55.6	0.7	-54.9	-13.0	-41.9

Antenna Polarity & Test Distance: Vertical at 3 M

No.	Freq. (MHz)	Reading (dBm)	S.G Power Value (dBm)	Correction Factor (dB)	ERP (dBm)	Limit (dBm)	Margin (dB)
1	1381.00	-59.2	-54.2	0.7	-53.5	-13.0	-40.5

n71, Channel Bandwidth: 20MHz

Mode	TX channel 134600 (673.0MHz)	Frequency Range	1GHz ~ 18GHz
Environmental Conditions	22deg. C, 68%RH	Input Power	120Vac, 60Hz
Tested By	Greg Lin		

Antenna Polarity & Test Distance: Horizontal at 3 M

No.	Freq. (MHz)	Reading (dBm)	S.G Power Value (dBm)	Correction Factor (dB)	ERP (dBm)	Limit (dBm)	Margin (dB)
1	1346.00	-61.9	-56.2	0.5	-55.7	-13.0	-42.7

Antenna Polarity & Test Distance: Vertical at 3 M

No.	Freq. (MHz)	Reading (dBm)	S.G Power Value (dBm)	Correction Factor (dB)	ERP (dBm)	Limit (dBm)	Margin (dB)
1	1346.00	-58.9	-54.3	0.5	-53.8	-13.0	-40.8

Mode	TX channel 136100 (680.5MHz)	Frequency Range	1GHz ~ 18GHz
Environmental Conditions	22deg. C, 68%RH	Input Power	120Vac, 60Hz
Tested By	Greg Lin		

Antenna Polarity & Test Distance: Horizontal at 3 M

No.	Freq. (MHz)	Reading (dBm)	S.G Power Value (dBm)	Correction Factor (dB)	ERP (dBm)	Limit (dBm)	Margin (dB)
1	1361.00	-61.8	-56.0	0.6	-55.4	-13.0	-42.4

Antenna Polarity & Test Distance: Vertical at 3 M

No.	Freq. (MHz)	Reading (dBm)	S.G Power Value (dBm)	Correction Factor (dB)	ERP (dBm)	Limit (dBm)	Margin (dB)
1	1361.00	-59.4	-54.6	0.6	-54.0	-13.0	-41.0

Mode	TX channel 137600 (688.0MHz)	Frequency Range	1GHz ~ 18GHz
Environmental Conditions	22deg. C, 68%RH	Input Power	120Vac, 60Hz
Tested By	Greg Lin		

Antenna Polarity & Test Distance: Horizontal at 3 M

No.	Freq. (MHz)	Reading (dBm)	S.G Power Value (dBm)	Correction Factor (dB)	ERP (dBm)	Limit (dBm)	Margin (dB)
1	1376.00	-62.4	-56.5	0.7	-55.8	-13.0	-42.8

Antenna Polarity & Test Distance: Vertical at 3 M

No.	Freq. (MHz)	Reading (dBm)	S.G Power Value (dBm)	Correction Factor (dB)	ERP (dBm)	Limit (dBm)	Margin (dB)
1	1376.00	-59.2	-54.3	0.7	-53.6	-13.0	-40.6

LTE Band 2, Channel Bandwidth: 1.4MHz

Mode	TX channel 18607 (1850.70MHz)	Frequency Range	1GHz ~ 20GHz
Environmental Conditions	22deg. C, 68%RH	Input Power	120Vac, 60Hz
Tested By	Greg Lin		

Antenna Polarity & Test Distance: Horizontal at 3 M

No.	Freq. (MHz)	Reading (dBm)	S.G Power Value (dBm)	Correction Factor (dB)	EIRP (dBm)	Limit (dBm)	Margin (dB)
1	3701.40	-64.0	-55.5	1.4	-54.1	-13.0	-41.1

Antenna Polarity & Test Distance: Vertical at 3 M

No.	Freq. (MHz)	Reading (dBm)	S.G Power Value (dBm)	Correction Factor (dB)	EIRP (dBm)	Limit (dBm)	Margin (dB)
1	3701.40	-62.6	-54.4	1.4	-53.0	-13.0	-40.0

Mode	TX channel 18900 (1880.00MHz)	Frequency Range	1GHz ~ 20GHz
Environmental Conditions	22deg. C, 68%RH	Input Power	120Vac, 60Hz
Tested By	Greg Lin		

Antenna Polarity & Test Distance: Horizontal at 3 M

No.	Freq. (MHz)	Reading (dBm)	S.G Power Value (dBm)	Correction Factor (dB)	EIRP (dBm)	Limit (dBm)	Margin (dB)
1	3760.00	-64.2	-55.7	1.3	-54.4	-13.0	-41.4

Antenna Polarity & Test Distance: Vertical at 3 M

No.	Freq. (MHz)	Reading (dBm)	S.G Power Value (dBm)	Correction Factor (dB)	EIRP (dBm)	Limit (dBm)	Margin (dB)
1	3760.00	-62.5	-54.2	1.3	-52.9	-13.0	-39.9

Mode	TX channel 19193 (1909.30MHz)	Frequency Range	1GHz ~ 20GHz
Environmental Conditions	22deg. C, 68%RH	Input Power	120Vac, 60Hz
Tested By	Greg Lin		

Antenna Polarity & Test Distance: Horizontal at 3 M

No.	Freq. (MHz)	Reading (dBm)	S.G Power Value (dBm)	Correction Factor (dB)	EIRP (dBm)	Limit (dBm)	Margin (dB)
1	3818.60	-63.7	-55.4	1.4	-54.0	-13.0	-41.0

Antenna Polarity & Test Distance: Vertical at 3 M

No.	Freq. (MHz)	Reading (dBm)	S.G Power Value (dBm)	Correction Factor (dB)	EIRP (dBm)	Limit (dBm)	Margin (dB)
1	3818.60	-62.4	-54.2	1.4	-52.8	-13.0	-39.8

LTE Band 2, Channel Bandwidth 5MHz

Mode	TX channel 18625 (1852.50MHz)	Frequency Range	1GHz ~ 20GHz
Environmental Conditions	22deg. C, 68%RH	Input Power	120Vac, 60Hz
Tested By	Greg Lin		

Antenna Polarity & Test Distance: Horizontal at 3 M

No.	Freq. (MHz)	Reading (dBm)	S.G Power Value (dBm)	Correction Factor (dB)	EIRP (dBm)	Limit (dBm)	Margin (dB)
1	3705.00	-64.0	-55.5	1.4	-54.1	-13.0	-41.1

Antenna Polarity & Test Distance: Vertical at 3 M

No.	Freq. (MHz)	Reading (dBm)	S.G Power Value (dBm)	Correction Factor (dB)	EIRP (dBm)	Limit (dBm)	Margin (dB)
1	3705.00	-61.9	-53.7	1.4	-52.3	-13.0	-39.3

Mode	TX channel 18900 (1880.00MHz)	Frequency Range	1GHz ~ 20GHz
Environmental Conditions	22deg. C, 68%RH	Input Power	120Vac, 60Hz
Tested By	Greg Lin		

Antenna Polarity & Test Distance: Horizontal at 3 M

No.	Freq. (MHz)	Reading (dBm)	S.G Power Value (dBm)	Correction Factor (dB)	EIRP (dBm)	Limit (dBm)	Margin (dB)
1	3760.00	-63.4	-54.9	1.3	-53.6	-13.0	-40.6

Antenna Polarity & Test Distance: Vertical at 3 M

No.	Freq. (MHz)	Reading (dBm)	S.G Power Value (dBm)	Correction Factor (dB)	EIRP (dBm)	Limit (dBm)	Margin (dB)
1	3760.00	-62.0	-53.7	1.3	-52.4	-13.0	-39.4

Mode	TX channel 19175 (1907.50MHz)	Frequency Range	1GHz ~ 20GHz
Environmental Conditions	22deg. C, 68%RH	Input Power	120Vac, 60Hz
Tested By	Greg Lin		

Antenna Polarity & Test Distance: Horizontal at 3 M

No.	Freq. (MHz)	Reading (dBm)	S.G Power Value (dBm)	Correction Factor (dB)	EIRP (dBm)	Limit (dBm)	Margin (dB)
1	3815.00	-64.1	-55.8	1.4	-54.4	-13.0	-41.4

Antenna Polarity & Test Distance: Vertical at 3 M

No.	Freq. (MHz)	Reading (dBm)	S.G Power Value (dBm)	Correction Factor (dB)	EIRP (dBm)	Limit (dBm)	Margin (dB)
1	3815.00	-61.9	-53.7	1.4	-52.3	-13.0	-39.3

LTE Band 2, Channel Bandwidth 20MHz

Mode	TX channel 18700 (1860.00MHz)	Frequency Range	1GHz ~ 20GHz
Environmental Conditions	22deg. C, 68%RH	Input Power	120Vac, 60Hz
Tested By	Greg Lin		

Antenna Polarity & Test Distance: Horizontal at 3 M							
No.	Freq. (MHz)	Reading (dBm)	S.G Power Value (dBm)	Correction Factor (dB)	EIRP (dBm)	Limit (dBm)	Margin (dB)
1	3720.00	-64.1	-55.6	1.4	-54.2	-13.0	-41.2
Antenna Polarity & Test Distance: Vertical at 3 M							
No.	Freq. (MHz)	Reading (dBm)	S.G Power Value (dBm)	Correction Factor (dB)	EIRP (dBm)	Limit (dBm)	Margin (dB)
1	3720.00	-61.7	-53.5	1.4	-52.1	-13.0	-39.1

Mode	TX channel 18900 (1880.00MHz)	Frequency Range	1GHz ~ 20GHz
Environmental Conditions	22deg. C, 68%RH	Input Power	120Vac, 60Hz
Tested By	Greg Lin		

Antenna Polarity & Test Distance: Horizontal at 3 M							
No.	Freq. (MHz)	Reading (dBm)	S.G Power Value (dBm)	Correction Factor (dB)	EIRP (dBm)	Limit (dBm)	Margin (dB)
1	3760.00	-63.6	-55.1	1.3	-53.8	-13.0	-40.8
Antenna Polarity & Test Distance: Vertical at 3 M							
No.	Freq. (MHz)	Reading (dBm)	S.G Power Value (dBm)	Correction Factor (dB)	EIRP (dBm)	Limit (dBm)	Margin (dB)
1	3760.00	-61.4	-53.1	1.3	-51.8	-13.0	-38.8

Mode	TX channel 19100 (1900.00MHz)	Frequency Range	1GHz ~ 20GHz
Environmental Conditions	22deg. C, 68%RH	Input Power	120Vac, 60Hz
Tested By	Greg Lin		

Antenna Polarity & Test Distance: Horizontal at 3 M							
No.	Freq. (MHz)	Reading (dBm)	S.G Power Value (dBm)	Correction Factor (dB)	EIRP (dBm)	Limit (dBm)	Margin (dB)
1	3800.00	-63.2	-54.8	1.3	-53.5	-13.0	-40.5
Antenna Polarity & Test Distance: Vertical at 3 M							
No.	Freq. (MHz)	Reading (dBm)	S.G Power Value (dBm)	Correction Factor (dB)	EIRP (dBm)	Limit (dBm)	Margin (dB)
1	3800.00	-61.6	-53.4	1.3	-52.1	-13.0	-39.1

LTE Band 7, Channel Bandwidth: 5MHz

Mode	TX channel 20775 (2502.5MHz)	Frequency Range	1GHz ~ 27GHz
Environmental Conditions	22deg. C, 68%RH	Input Power	120Vac, 60Hz
Tested By	Greg Lin		

Antenna Polarity & Test Distance: Horizontal at 3 M

No.	Freq. (MHz)	Reading (dBm)	S.G Power Value (dBm)	Correction Factor (dB)	EIRP (dBm)	Limit (dBm)	Margin (dB)
1	5005.00	-65.5	-53.2	1.4	-51.8	-25.0	-26.8

Antenna Polarity & Test Distance: Vertical at 3 M

No.	Freq. (MHz)	Reading (dBm)	S.G Power Value (dBm)	Correction Factor (dB)	EIRP (dBm)	Limit (dBm)	Margin (dB)
1	5005.00	-61.2	-50.2	1.4	-48.8	-25.0	-23.8

Mode	TX channel 21100 (2535MHz)	Frequency Range	1GHz ~ 27GHz
Environmental Conditions	22deg. C, 68%RH	Input Power	120Vac, 60Hz
Tested By	Greg Lin		

Antenna Polarity & Test Distance: Horizontal at 3 M

No.	Freq. (MHz)	Reading (dBm)	S.G Power Value (dBm)	Correction Factor (dB)	EIRP (dBm)	Limit (dBm)	Margin (dB)
1	5070.00	-65.6	-53.1	1.4	-51.7	-25.0	-26.7

Antenna Polarity & Test Distance: Vertical at 3 M

No.	Freq. (MHz)	Reading (dBm)	S.G Power Value (dBm)	Correction Factor (dB)	EIRP (dBm)	Limit (dBm)	Margin (dB)
1	5070.00	-60.8	-49.4	1.4	-48.0	-25.0	-23.0

Mode	TX channel 21425 (2567.5MHz)	Frequency Range	1GHz ~ 27GHz
Environmental Conditions	22deg. C, 68%RH	Input Power	120Vac, 60Hz
Tested By	Greg Lin		

Antenna Polarity & Test Distance: Horizontal at 3 M

No.	Freq. (MHz)	Reading (dBm)	S.G Power Value (dBm)	Correction Factor (dB)	EIRP (dBm)	Limit (dBm)	Margin (dB)
1	5135.00	-65.6	-53.4	1.4	-52.0	-25.0	-27.0

Antenna Polarity & Test Distance: Vertical at 3 M

No.	Freq. (MHz)	Reading (dBm)	S.G Power Value (dBm)	Correction Factor (dB)	EIRP (dBm)	Limit (dBm)	Margin (dB)
1	5135.00	-61.1	-49.3	1.4	-47.9	-25.0	-22.9

LTE Band 7, Channel Bandwidth: 20MHz

Mode	TX channel 20850 (2510MHz)	Frequency Range	1GHz ~ 27GHz
Environmental Conditions	22deg. C, 68%RH	Input Power	120Vac, 60Hz
Tested By	Greg Lin		

Antenna Polarity & Test Distance: Horizontal at 3 M

No.	Freq. (MHz)	Reading (dBm)	S.G Power Value (dBm)	Correction Factor (dB)	EIRP (dBm)	Limit (dBm)	Margin (dB)
1	5020.00	-64.3	-51.9	1.4	-50.5	-25.0	-25.5

Antenna Polarity & Test Distance: Vertical at 3 M

No.	Freq. (MHz)	Reading (dBm)	S.G Power Value (dBm)	Correction Factor (dB)	EIRP (dBm)	Limit (dBm)	Margin (dB)
1	5020.00	-60.0	-48.9	1.4	-47.5	-25.0	-22.5

Mode	TX channel 21100 (2535MHz)	Frequency Range	1GHz ~ 27GHz
Environmental Conditions	22deg. C, 68%RH	Input Power	120Vac, 60Hz
Tested By	Greg Lin		

Antenna Polarity & Test Distance: Horizontal at 3 M

No.	Freq. (MHz)	Reading (dBm)	S.G Power Value (dBm)	Correction Factor (dB)	EIRP (dBm)	Limit (dBm)	Margin (dB)
1	5070.00	-64.7	-52.2	1.4	-50.8	-25.0	-25.8

Antenna Polarity & Test Distance: Vertical at 3 M

No.	Freq. (MHz)	Reading (dBm)	S.G Power Value (dBm)	Correction Factor (dB)	EIRP (dBm)	Limit (dBm)	Margin (dB)
1	5070.00	-60.4	-49.0	1.4	-47.6	-25.0	-22.6

Mode	TX channel 21350 (2560MHz)	Frequency Range	1GHz ~ 27GHz
Environmental Conditions	22deg. C, 68%RH	Input Power	120Vac, 60Hz
Tested By	Greg Lin		

Antenna Polarity & Test Distance: Horizontal at 3 M

No.	Freq. (MHz)	Reading (dBm)	S.G Power Value (dBm)	Correction Factor (dB)	EIRP (dBm)	Limit (dBm)	Margin (dB)
1	5120.00	-64.6	-52.3	1.4	-50.9	-25.0	-25.9

Antenna Polarity & Test Distance: Vertical at 3 M

No.	Freq. (MHz)	Reading (dBm)	S.G Power Value (dBm)	Correction Factor (dB)	EIRP (dBm)	Limit (dBm)	Margin (dB)
1	5120.00	-60.5	-48.7	1.4	-47.3	-25.0	-22.3

LTE Band 66, Channel Bandwidth: 1.4MHz

Mode	TX channel 131979 (1710.7MHz)	Frequency Range	1GHz ~ 18GHz
Environmental Conditions	22deg. C, 68%RH	Input Power	120Vac, 60Hz
Tested By	Greg Lin		

Antenna Polarity & Test Distance: Horizontal at 3 M							
No.	Freq. (MHz)	Reading (dBm)	S.G Power Value (dBm)	Correction Factor (dB)	EIRP (dBm)	Limit (dBm)	Margin (dB)
1	3421.40	-63.6	-55.0	1.3	-53.7	-13.0	-40.7
Antenna Polarity & Test Distance: Vertical at 3 M							
No.	Freq. (MHz)	Reading (dBm)	S.G Power Value (dBm)	Correction Factor (dB)	EIRP (dBm)	Limit (dBm)	Margin (dB)
1	3421.40	-61.1	-53.0	1.3	-51.7	-13.0	-38.7

Mode	TX channel 132322 (1745.0MHz)	Frequency Range	1GHz ~ 18GHz
Environmental Conditions	22deg. C, 68%RH	Input Power	120Vac, 60Hz
Tested By	Greg Lin		

Antenna Polarity & Test Distance: Horizontal at 3 M							
No.	Freq. (MHz)	Reading (dBm)	S.G Power Value (dBm)	Correction Factor (dB)	EIRP (dBm)	Limit (dBm)	Margin (dB)
1	3490.00	-63.6	-55.4	1.5	-53.9	-13.0	-40.9
Antenna Polarity & Test Distance: Vertical at 3 M							
No.	Freq. (MHz)	Reading (dBm)	S.G Power Value (dBm)	Correction Factor (dB)	EIRP (dBm)	Limit (dBm)	Margin (dB)
1	3490.00	-61.4	-53.8	1.5	-52.3	-13.0	-39.3

Mode	TX channel 132665 (1779.3MHz)	Frequency Range	1GHz ~ 18GHz
Environmental Conditions	22deg. C, 68%RH	Input Power	120Vac, 60Hz
Tested By	Greg Lin		

Antenna Polarity & Test Distance: Horizontal at 3 M							
No.	Freq. (MHz)	Reading (dBm)	S.G Power Value (dBm)	Correction Factor (dB)	EIRP (dBm)	Limit (dBm)	Margin (dB)
1	3558.60	-63.3	-54.8	1.4	-53.4	-13.0	-40.4
Antenna Polarity & Test Distance: Vertical at 3 M							
No.	Freq. (MHz)	Reading (dBm)	S.G Power Value (dBm)	Correction Factor (dB)	EIRP (dBm)	Limit (dBm)	Margin (dB)
1	3558.60	-61.4	-53.6	1.4	-52.2	-13.0	-39.2

LTE Band 66, Channel Bandwidth: 5MHz

Mode	TX channel 131997 (1712.5MHz)	Frequency Range	1GHz ~ 18GHz
Environmental Conditions	22deg. C, 68%RH	Input Power	120Vac, 60Hz
Tested By	Greg Lin		

Antenna Polarity & Test Distance: Horizontal at 3 M

No.	Freq. (MHz)	Reading (dBm)	S.G Power Value (dBm)	Correction Factor (dB)	EIRP (dBm)	Limit (dBm)	Margin (dB)
1	3425.00	-63.7	-55.1	1.3	-53.8	-13.0	-40.8

Antenna Polarity & Test Distance: Vertical at 3 M

No.	Freq. (MHz)	Reading (dBm)	S.G Power Value (dBm)	Correction Factor (dB)	EIRP (dBm)	Limit (dBm)	Margin (dB)
1	3425.00	-61.6	-53.5	1.3	-52.2	-13.0	-39.2

Mode	TX channel 132322 (1745.0MHz)	Frequency Range	1GHz ~ 18GHz
Environmental Conditions	22deg. C, 68%RH	Input Power	120Vac, 60Hz
Tested By	Greg Lin		

Antenna Polarity & Test Distance: Horizontal at 3 M

No.	Freq. (MHz)	Reading (dBm)	S.G Power Value (dBm)	Correction Factor (dB)	EIRP (dBm)	Limit (dBm)	Margin (dB)
1	3490.00	-62.7	-54.5	1.5	-53.0	-13.0	-40.0

Antenna Polarity & Test Distance: Vertical at 3 M

No.	Freq. (MHz)	Reading (dBm)	S.G Power Value (dBm)	Correction Factor (dB)	EIRP (dBm)	Limit (dBm)	Margin (dB)
1	3490.00	-61.0	-53.4	1.5	-51.9	-13.0	-38.9

Mode	TX channel 132647 (1777.5MHz)	Frequency Range	1GHz ~ 18GHz
Environmental Conditions	22deg. C, 68%RH	Input Power	120Vac, 60Hz
Tested By	Greg Lin		

Antenna Polarity & Test Distance: Horizontal at 3 M

No.	Freq. (MHz)	Reading (dBm)	S.G Power Value (dBm)	Correction Factor (dB)	EIRP (dBm)	Limit (dBm)	Margin (dB)
1	3555.00	-62.8	-54.4	1.4	-53.0	-13.0	-40.0

Antenna Polarity & Test Distance: Vertical at 3 M

No.	Freq. (MHz)	Reading (dBm)	S.G Power Value (dBm)	Correction Factor (dB)	EIRP (dBm)	Limit (dBm)	Margin (dB)
1	3555.00	-61.2	-53.4	1.4	-52.0	-13.0	-39.0

LTE Band 66, Channel Bandwidth: 20MHz

Mode	TX channel 132072 (1720.0MHz)	Frequency Range	1GHz ~ 18GHz
Environmental Conditions	22deg. C, 68%RH	Input Power	120Vac, 60Hz
Tested By	Greg Lin		

Antenna Polarity & Test Distance: Horizontal at 3 M

No.	Freq. (MHz)	Reading (dBm)	S.G Power Value (dBm)	Correction Factor (dB)	EIRP (dBm)	Limit (dBm)	Margin (dB)
1	3440.00	-62.7	-54.2	1.3	-52.9	-13.0	-39.9

Antenna Polarity & Test Distance: Vertical at 3 M

No.	Freq. (MHz)	Reading (dBm)	S.G Power Value (dBm)	Correction Factor (dB)	EIRP (dBm)	Limit (dBm)	Margin (dB)
1	3440.00	-61.0	-53.0	1.3	-51.7	-13.0	-38.7

Mode	TX channel 132322 (1745.0MHz)	Frequency Range	1GHz ~ 18GHz
Environmental Conditions	22deg. C, 68%RH	Input Power	120Vac, 60Hz
Tested By	Greg Lin		

Antenna Polarity & Test Distance: Horizontal at 3 M

No.	Freq. (MHz)	Reading (dBm)	S.G Power Value (dBm)	Correction Factor (dB)	EIRP (dBm)	Limit (dBm)	Margin (dB)
1	3490.00	-62.9	-54.7	1.5	-53.2	-13.0	-40.2

Antenna Polarity & Test Distance: Vertical at 3 M

No.	Freq. (MHz)	Reading (dBm)	S.G Power Value (dBm)	Correction Factor (dB)	EIRP (dBm)	Limit (dBm)	Margin (dB)
1	3490.00	-60.8	-53.2	1.5	-51.7	-13.0	-38.7

Mode	TX channel 132572 (1770.0MHz)	Frequency Range	1GHz ~ 18GHz
Environmental Conditions	22deg. C, 68%RH	Input Power	120Vac, 60Hz
Tested By	Greg Lin		

Antenna Polarity & Test Distance: Horizontal at 3 M

No.	Freq. (MHz)	Reading (dBm)	S.G Power Value (dBm)	Correction Factor (dB)	EIRP (dBm)	Limit (dBm)	Margin (dB)
1	3540.00	-62.6	-54.2	1.4	-52.8	-13.0	-39.8

Antenna Polarity & Test Distance: Vertical at 3 M

No.	Freq. (MHz)	Reading (dBm)	S.G Power Value (dBm)	Correction Factor (dB)	EIRP (dBm)	Limit (dBm)	Margin (dB)
1	3540.00	-60.7	-52.9	1.4	-51.5	-13.0	-38.5

5 Pictures of Test Arrangements

Please refer to the attached file (Test Setup Photo).

Appendix – Information of the Testing Laboratories

We, Bureau Veritas Consumer Products Services (H.K.) Ltd., Taoyuan Branch, were founded in 1988 to provide our best service in EMC, Radio, Telecom and Safety consultation. Our laboratories are FCC recognized accredited test firms and accredited and approved according to ISO/IEC 17025.

If you have any comments, please feel free to contact us at the following:

Lin Kou EMC/RF Lab

Tel: 886-2-26052180

Fax: 886-2-26051924

Hsin Chu EMC/RF/Telecom Lab

Tel: 886-3-6668565

Fax: 886-3-6668323

Hwa Ya EMC/RF/Safety Lab

Tel: 886-3-3183232

Fax: 886-3-3270892

Email: service.adt@tw.bureauveritas.com

Web Site: www.bureauveritas-adt.com

The address and road map of all our labs can be found in our web site also.

--- END ---