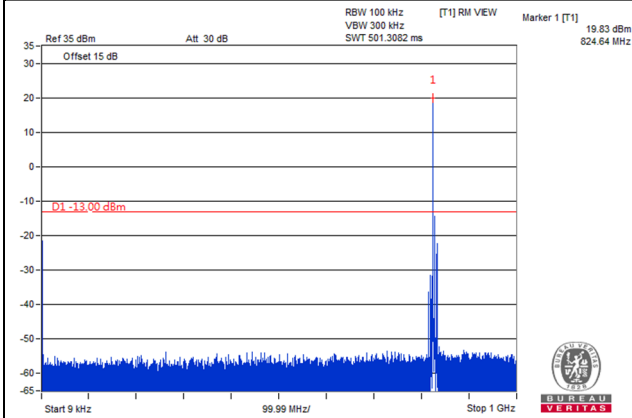


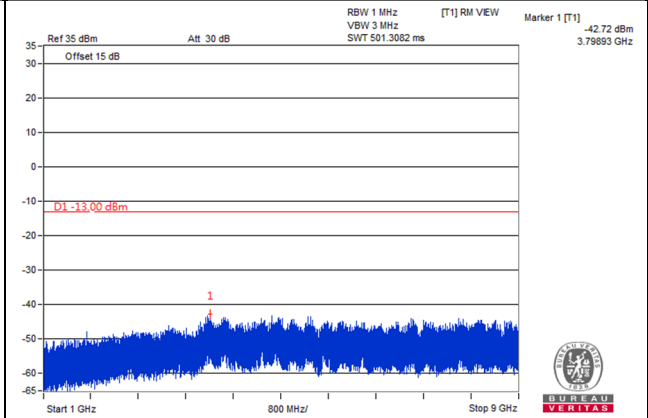
Channel Bandwidth 10MHz

Channel 26840 (829MHz)

Frequency Range : 9kHz~1GHz

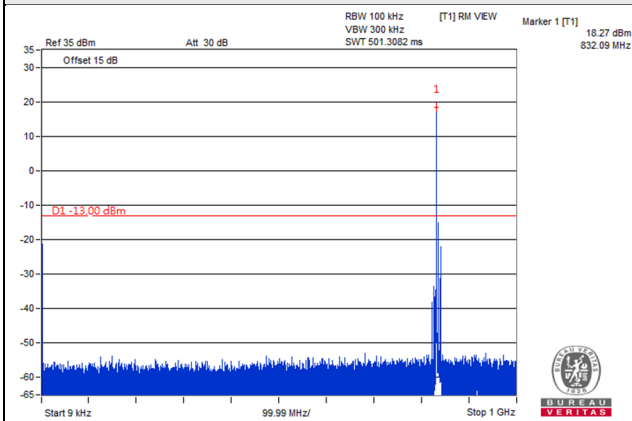


Frequency Range : 1GHz~9GHz

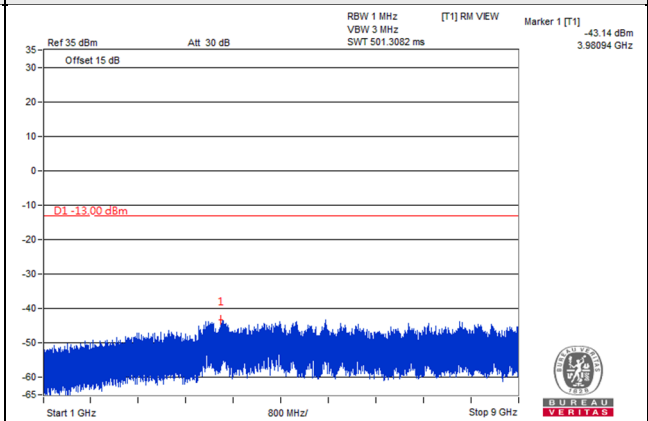


Channel 26915 (836.5MHz)

Frequency Range : 9kHz~1GHz

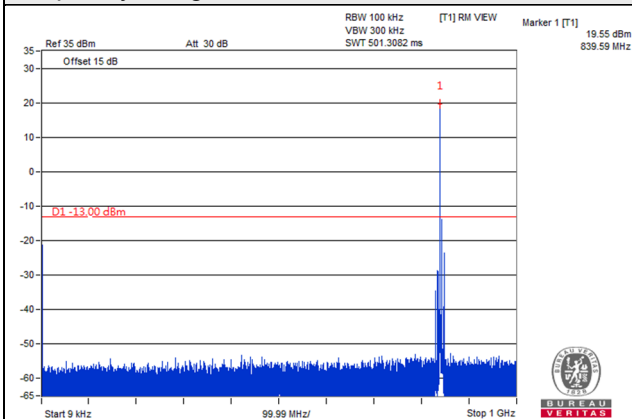


Frequency Range : 1GHz~9GHz

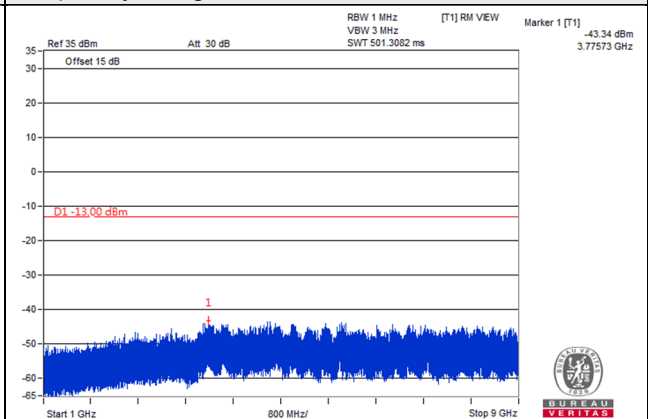


Channel 26990 (844MHz)

Frequency Range : 9kHz~1GHz



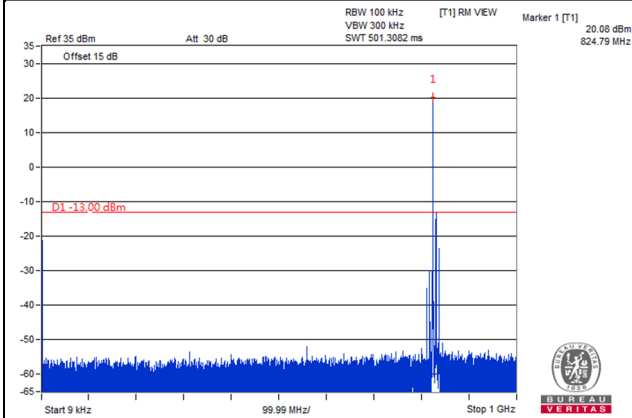
Frequency Range : 1GHz~9GHz



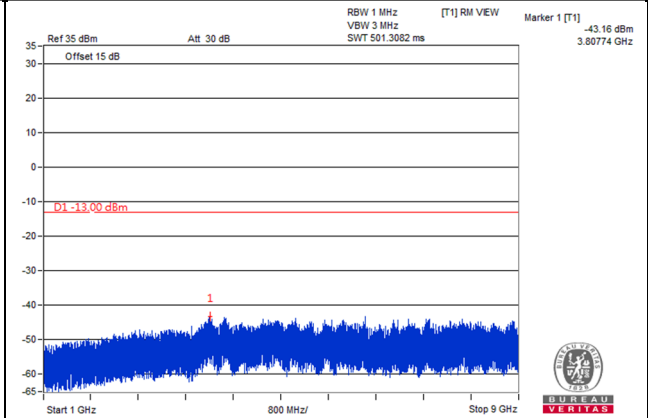
Channel Bandwidth 15MHz

Channel 26865 (831.5MHz)

Frequency Range : 9kHz~1GHz

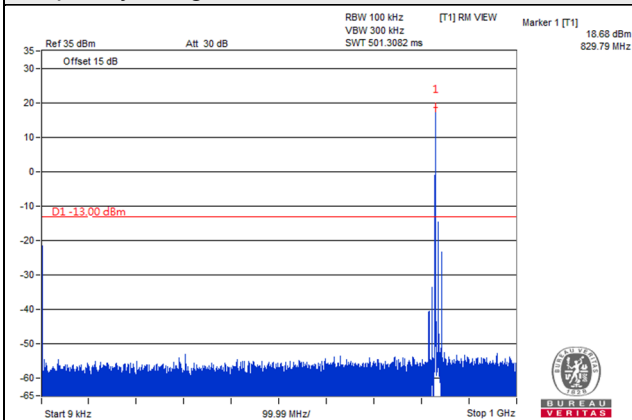


Frequency Range : 1GHz~9GHz

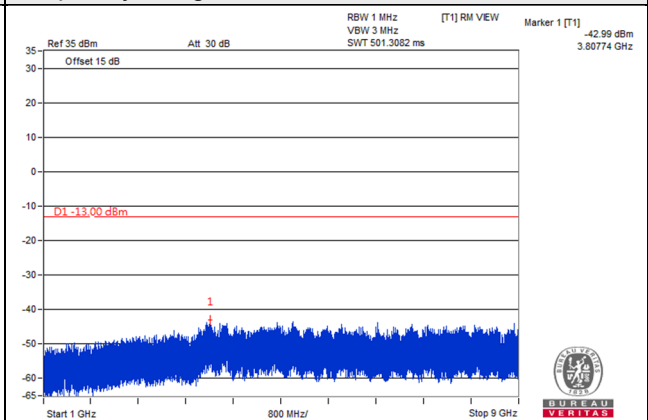


Channel 26915 (836.5MHz)

Frequency Range : 9kHz~1GHz

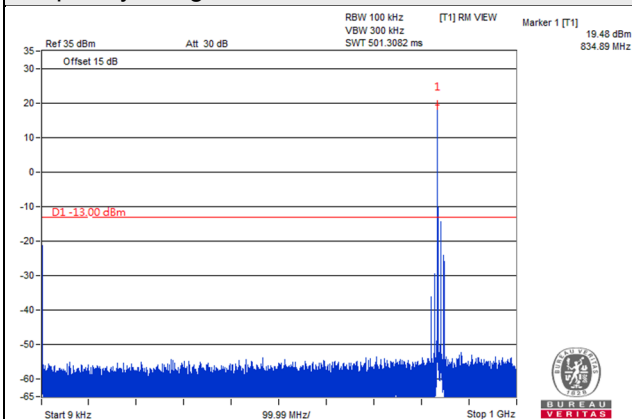


Frequency Range : 1GHz~9GHz

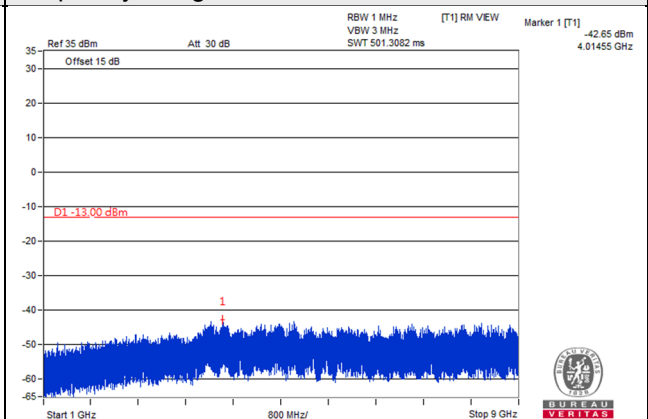


Channel 26965 (841.5MHz)

Frequency Range : 9kHz~1GHz



Frequency Range : 1GHz~9GHz

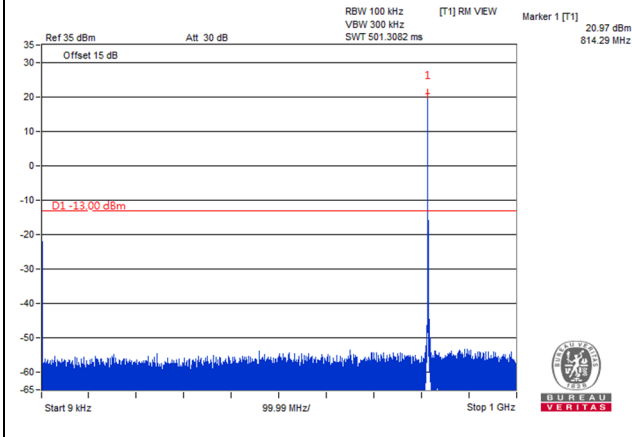


LTE Band 26 (Part 90)

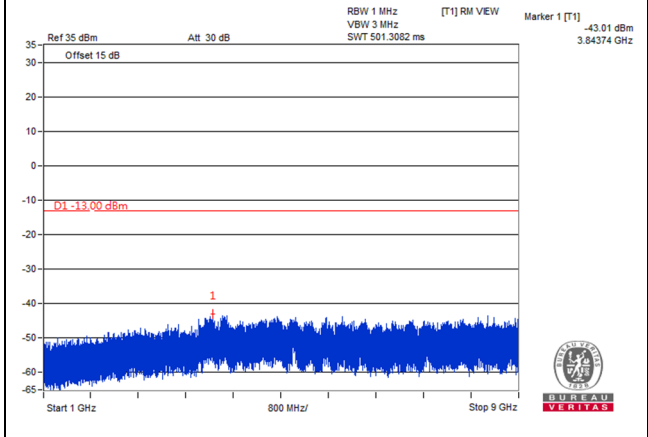
Channel Bandwidth 1.4MHz

Channel 26697 (814.7MHz)

Frequency Range : 9kHz~1GHz

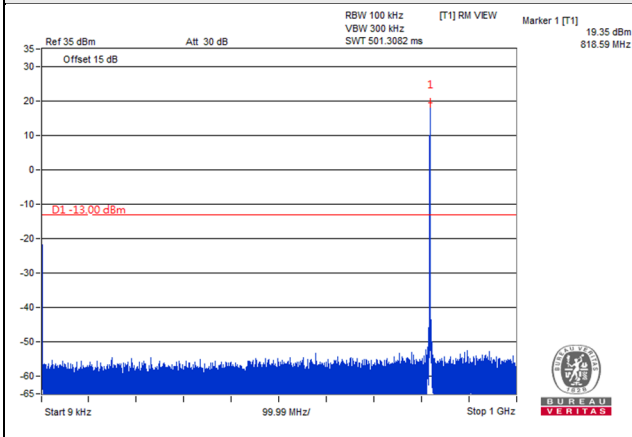


Frequency Range : 1GHz~9GHz

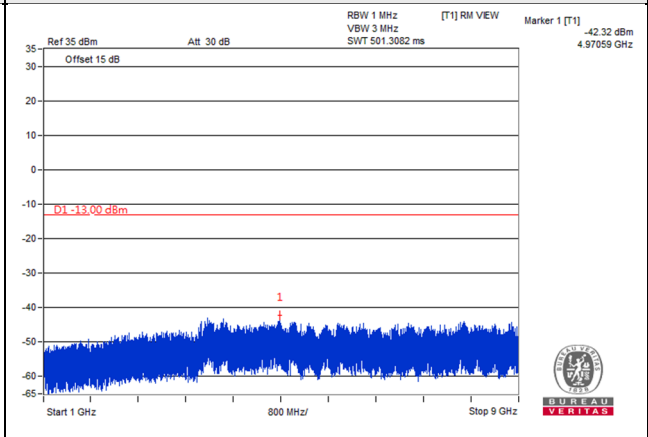


Channel 26740 (819.0MHz)

Frequency Range : 9kHz~1GHz

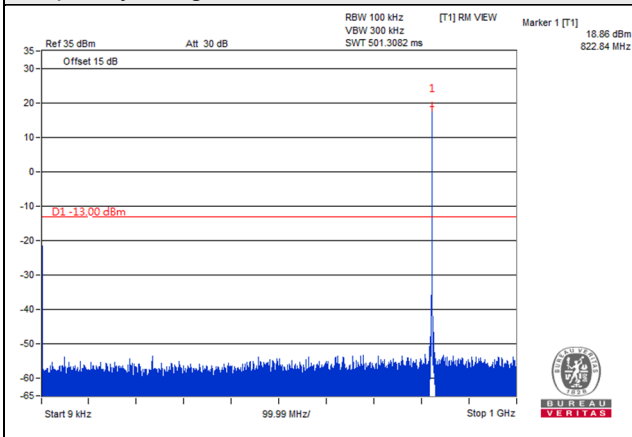


Frequency Range : 1GHz~9GHz

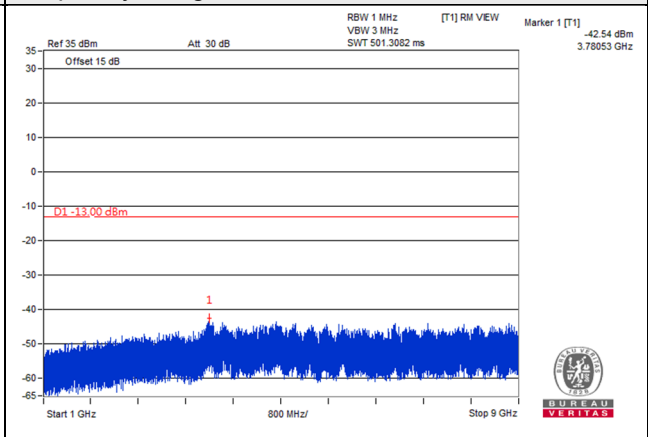


Channel 26783 (823.3MHz)

Frequency Range : 9kHz~1GHz



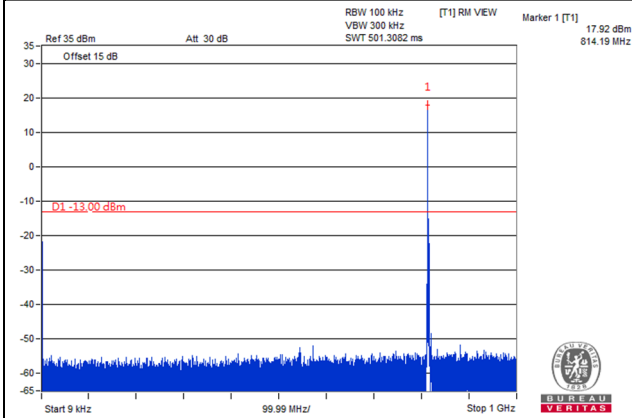
Frequency Range : 1GHz~9GHz



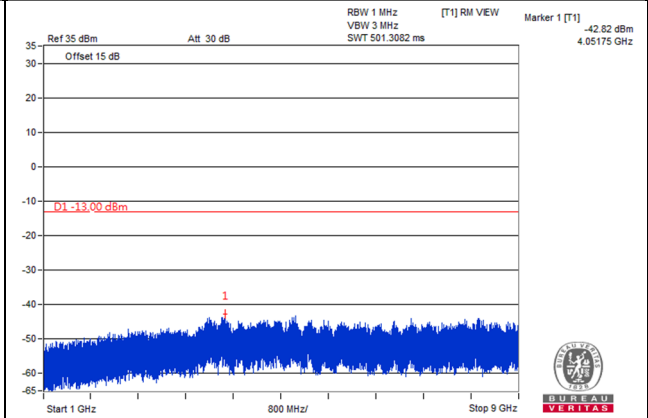
Channel Bandwidth 3MHz

Channel 26705 (815.5MHz)

Frequency Range : 9kHz~1GHz

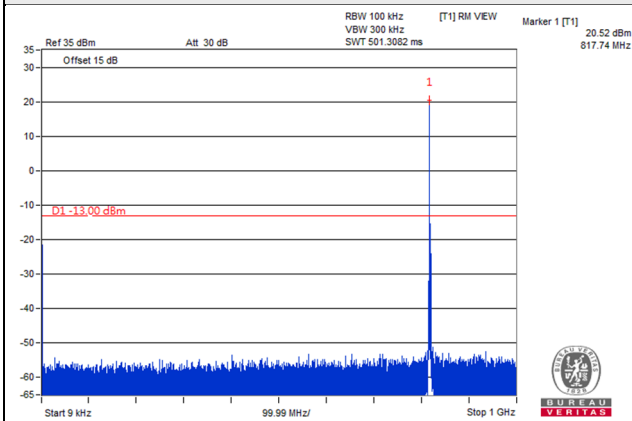


Frequency Range : 1GHz~9GHz

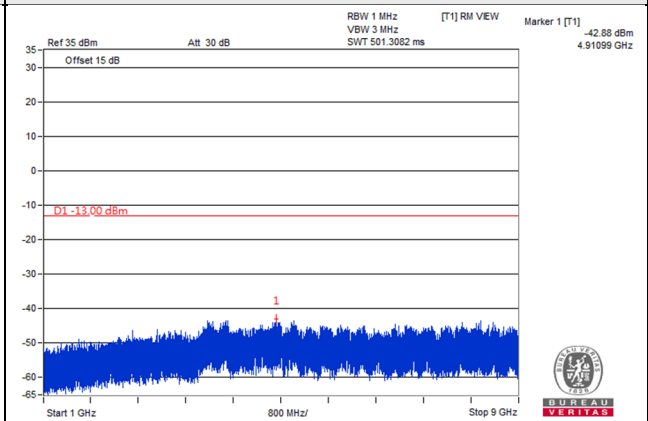


Channel 26740 (819.0MHz)

Frequency Range : 9kHz~1GHz

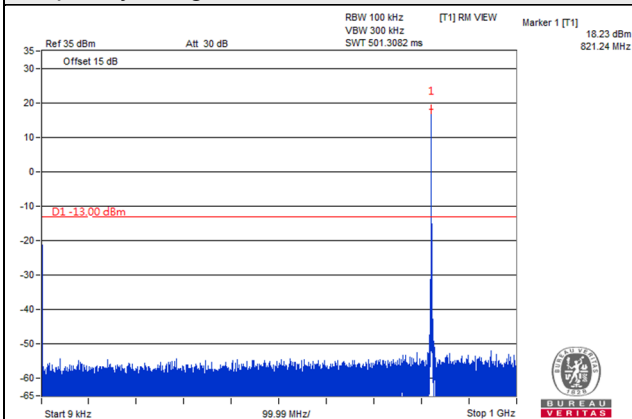


Frequency Range : 1GHz~9GHz

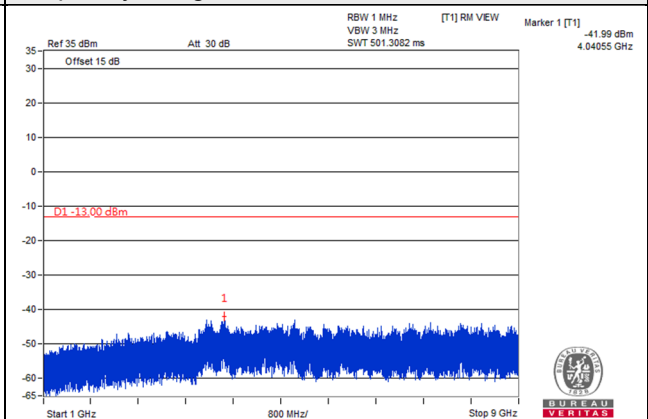


Channel 26775 (822.5MHz)

Frequency Range : 9kHz~1GHz



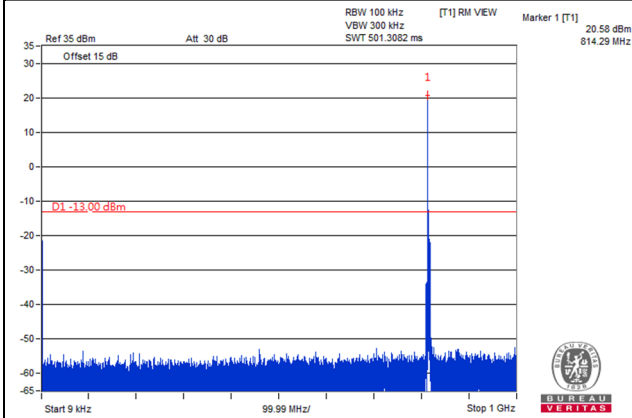
Frequency Range : 1GHz~9GHz



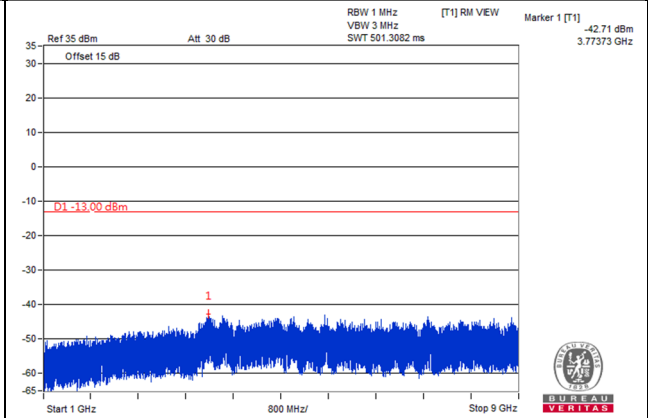
Channel Bandwidth 5MHz

Channel 26715 (816.5MHz)

Frequency Range : 9kHz~1GHz

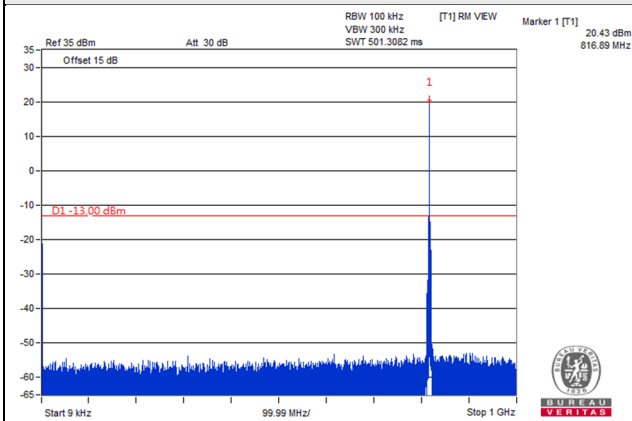


Frequency Range : 1GHz~9GHz

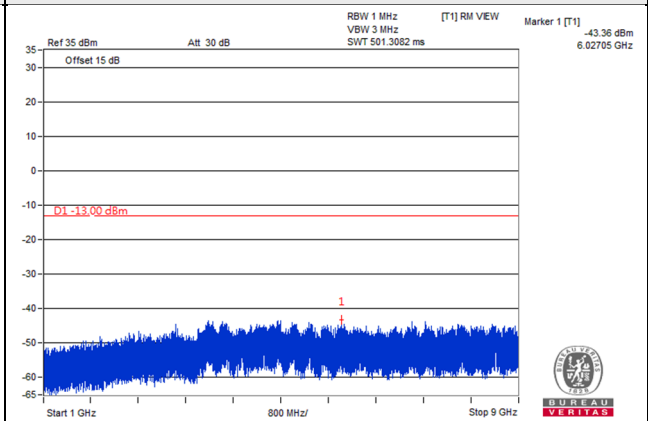


Channel 26740 (819.0MHz)

Frequency Range : 9kHz~1GHz

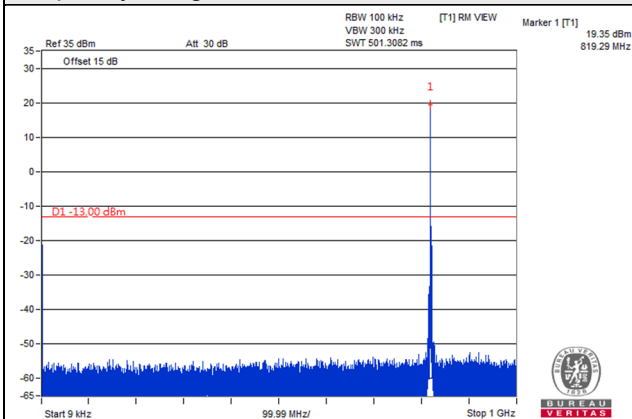


Frequency Range : 1GHz~9GHz

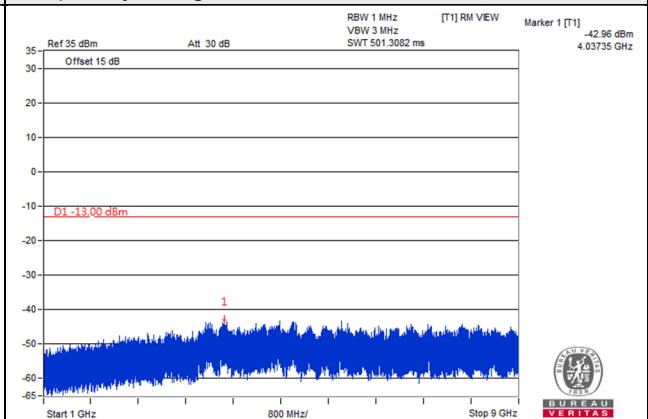


Channel 26765 (821.5MHz)

Frequency Range : 9kHz~1GHz



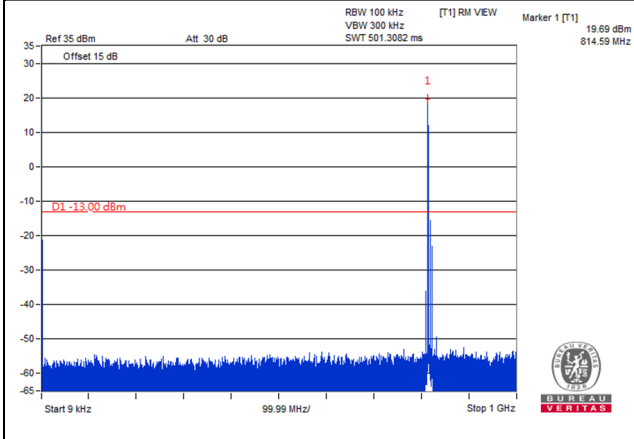
Frequency Range : 1GHz~9GHz



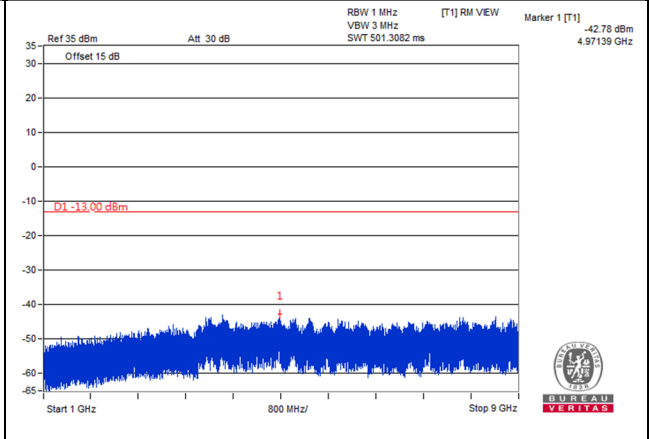
Channel Bandwidth 10MHz

Channel 26740 (819.0MHz)

Frequency Range : 9kHz~1GHz



Frequency Range : 1GHz~9GHz

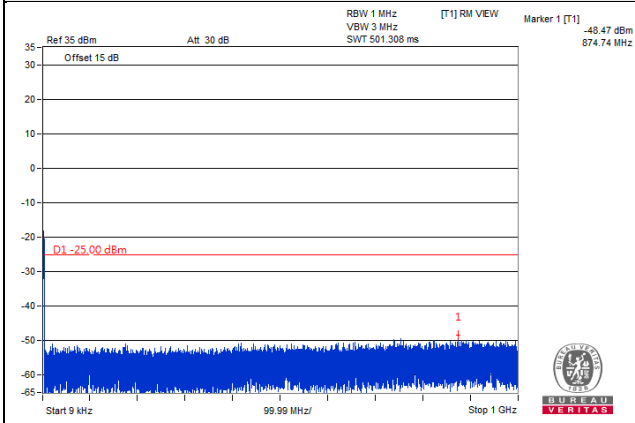


LTE Band 41

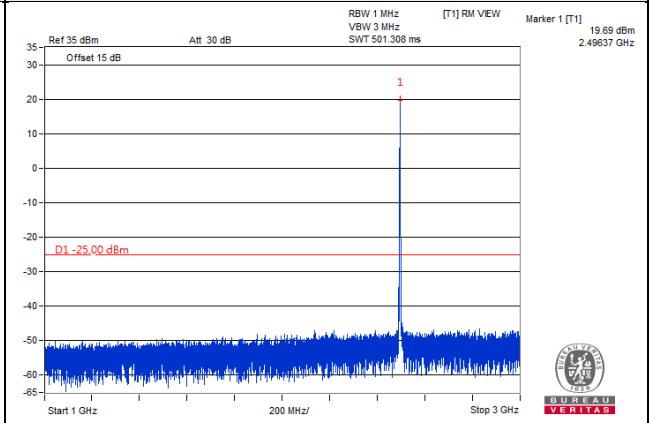
Channel Bandwidth: 5MHz

Channel 39675 (2498.5MHz)

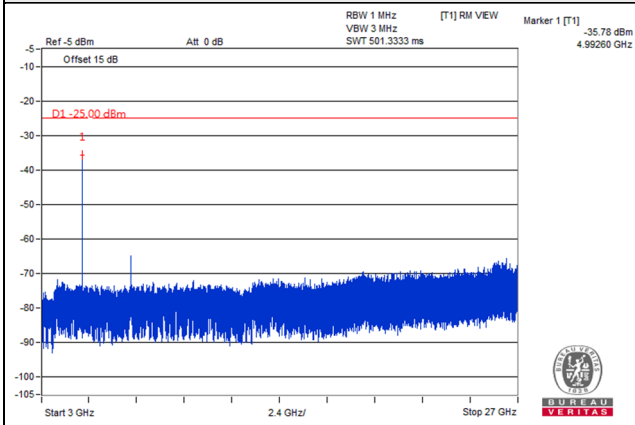
Frequency Range : 9kHz~1GHz



Frequency Range : 1GHz~3GHz



Frequency Range : 3GHz~27GHz

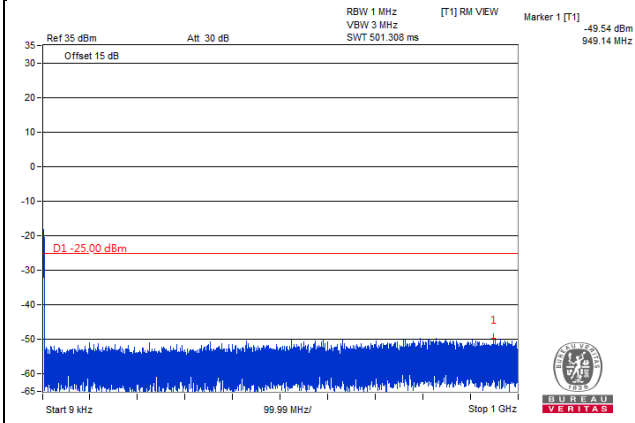


\*The 9kHz signal over the limit is from Spectrum.

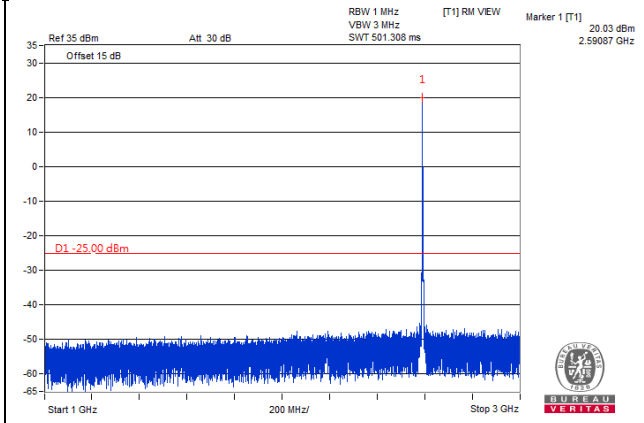
Channel Bandwidth: 5MHz

Channel 40620 (2593.0MHz)

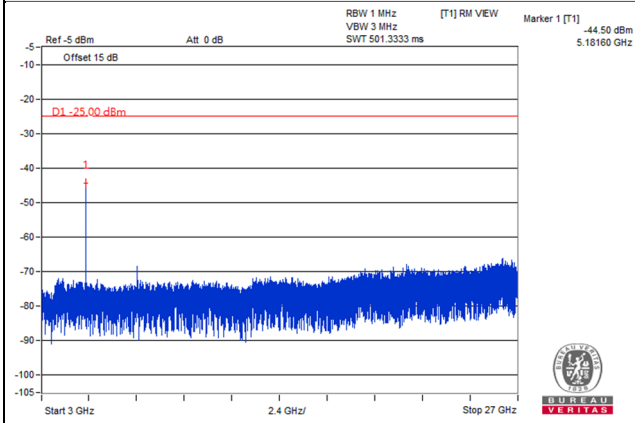
Frequency Range : 9kHz~1GHz



Frequency Range : 1GHz~3GHz



Frequency Range : 3GHz~27GHz



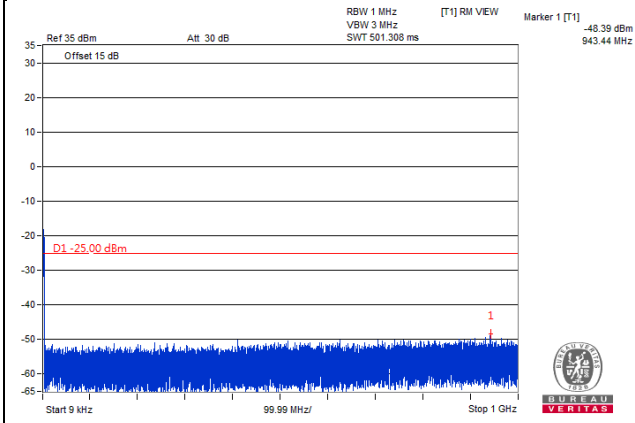
\*The 9kHz signal over the limit is from Spectrum.



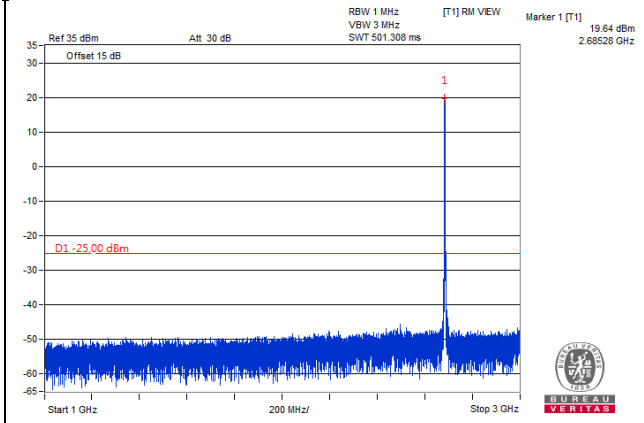
Channel Bandwidth: 5MHz

Channel 41565 (2687.5MHz)

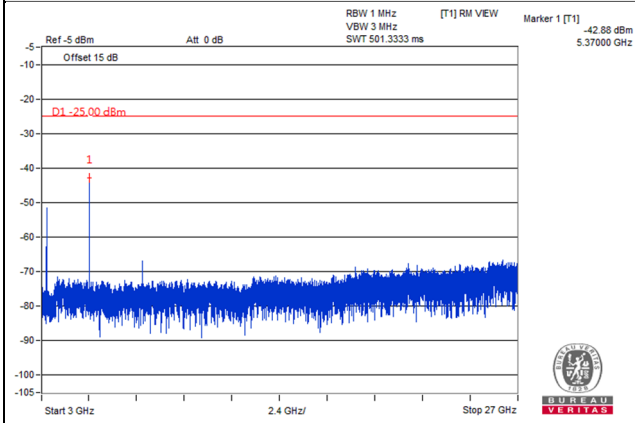
Frequency Range : 9kHz~1GHz



Frequency Range : 1GHz~3GHz



Frequency Range : 3GHz~27GHz

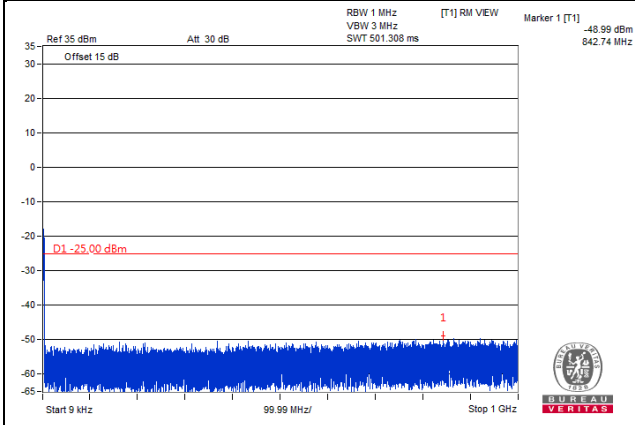


\*The 9kHz signal over the limit is from Spectrum.

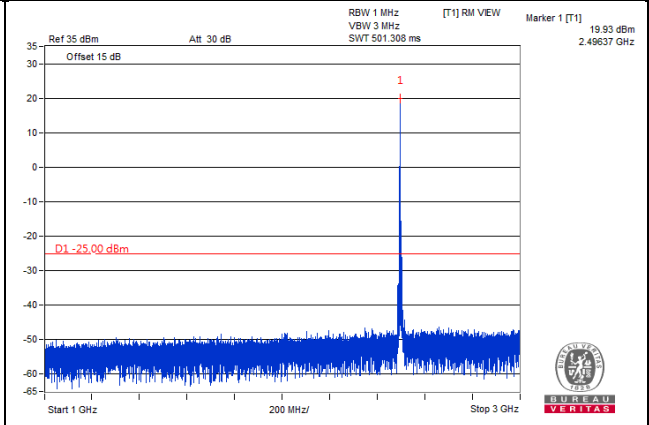
Channel Bandwidth: 10MHz

Channel 39700 (2501.0MHz)

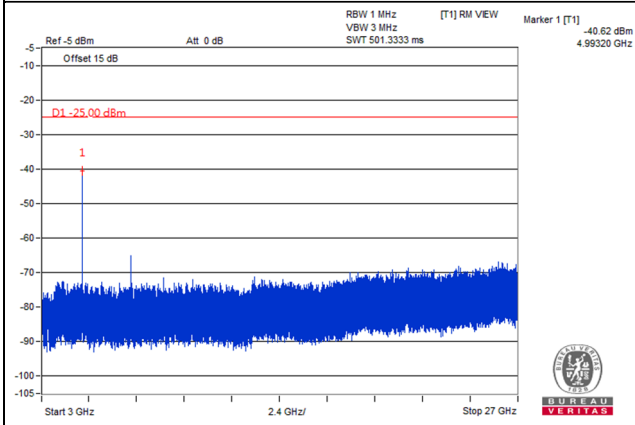
Frequency Range : 9kHz~1GHz



Frequency Range : 1GHz~3GHz



Frequency Range : 3GHz~27GHz

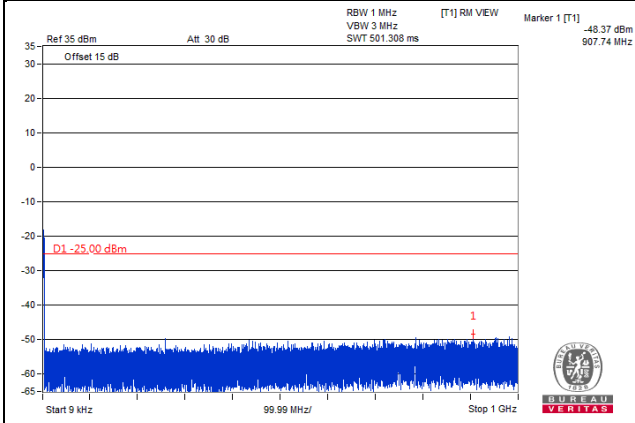


\*The 9kHz signal over the limit is from Spectrum.

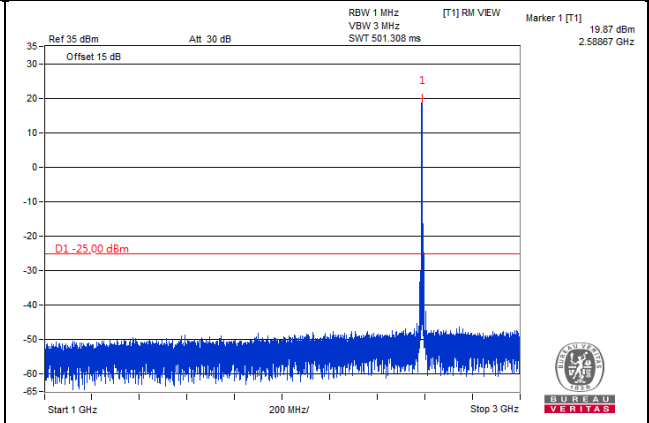
Channel Bandwidth: 10MHz

Channel 40620 (2593.0MHz)

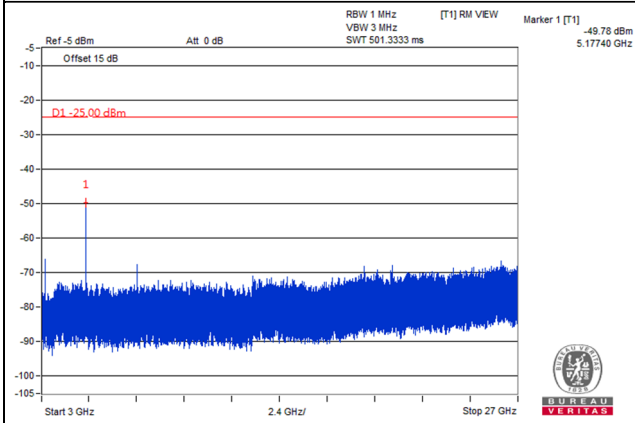
Frequency Range : 9kHz~1GHz



Frequency Range : 1GHz~3GHz



Frequency Range : 3GHz~27GHz

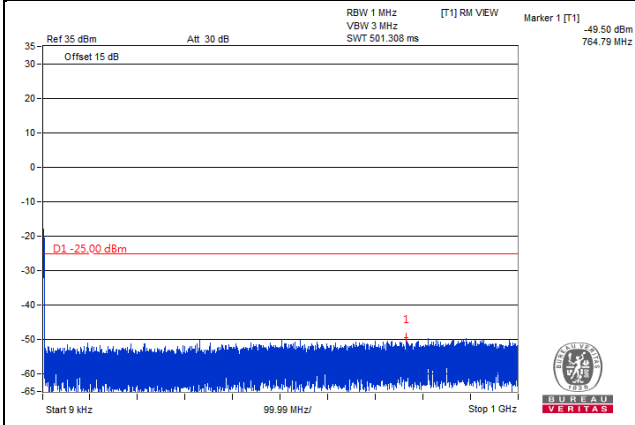


\*The 9kHz signal over the limit is from Spectrum.

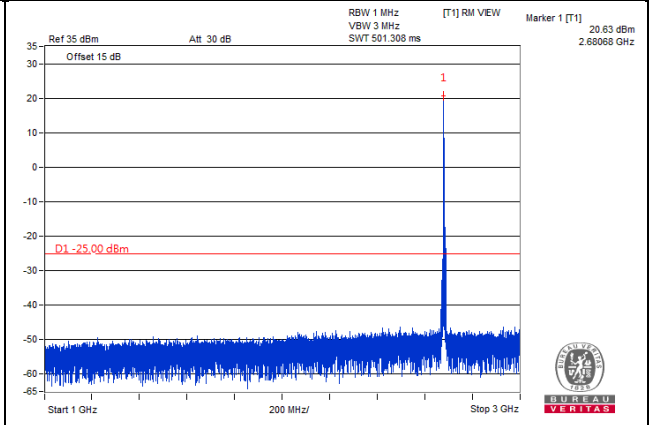
Channel Bandwidth: 10MHz

Channel 41540 (2685.0MHz)

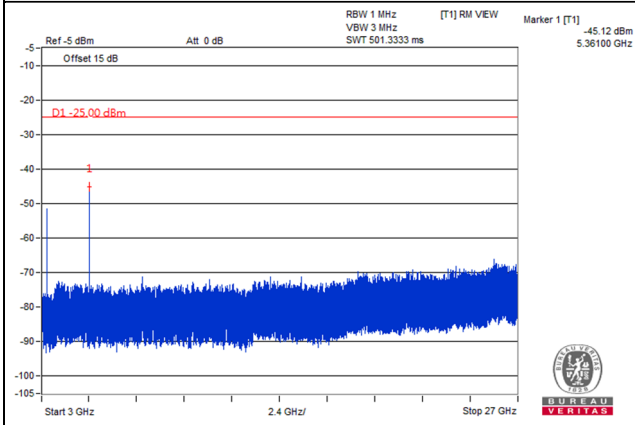
Frequency Range : 9kHz~1GHz



Frequency Range : 1GHz~3GHz



Frequency Range : 3GHz~27GHz

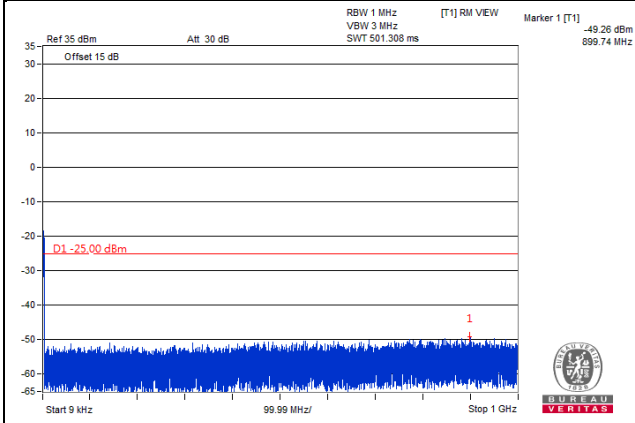


\*The 9kHz signal over the limit is from Spectrum.

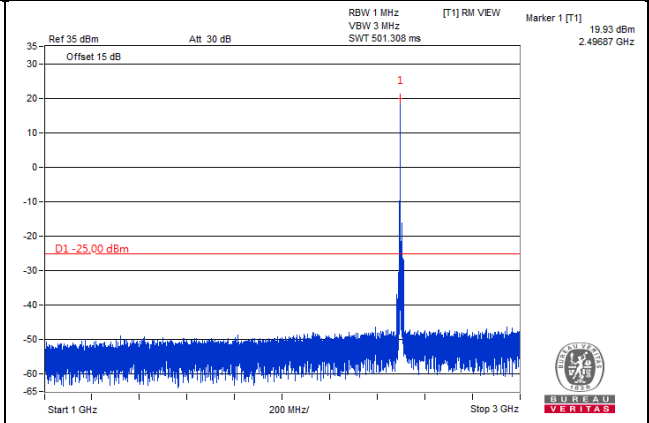
Channel Bandwidth: 15MHz

Channel 39725 (2503.5MHz)

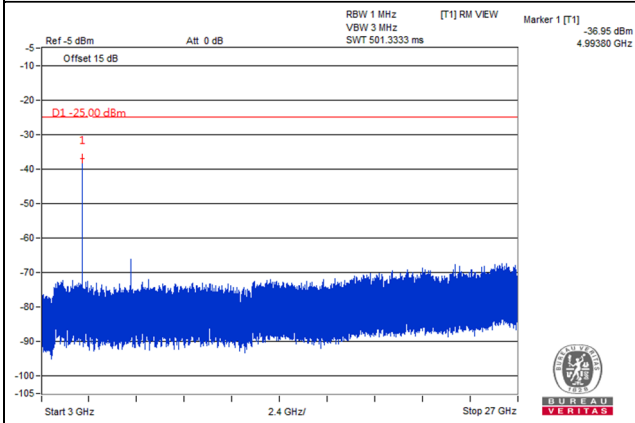
Frequency Range : 9kHz~1GHz



Frequency Range : 1GHz~3GHz



Frequency Range : 3GHz~27GHz

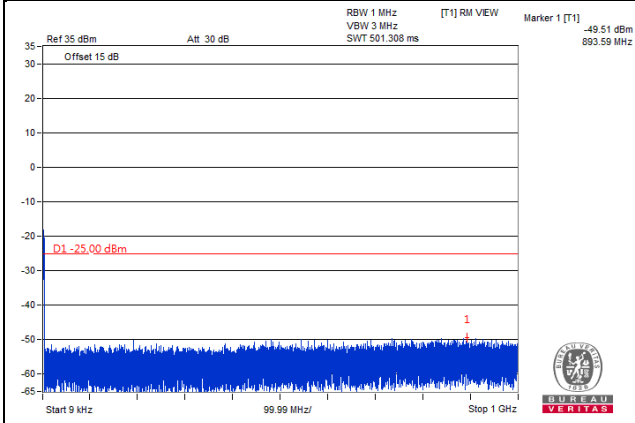


\*The 9kHz signal over the limit is from Spectrum.

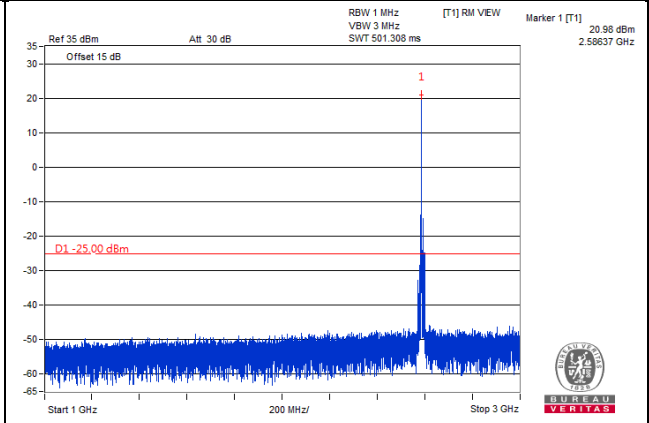
Channel Bandwidth: 15MHz

Channel 40620 (2593.0MHz)

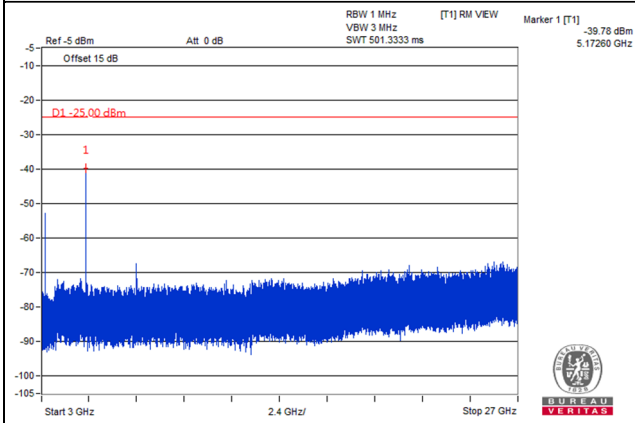
Frequency Range : 9kHz~1GHz



Frequency Range : 1GHz~3GHz



Frequency Range : 3GHz~27GHz

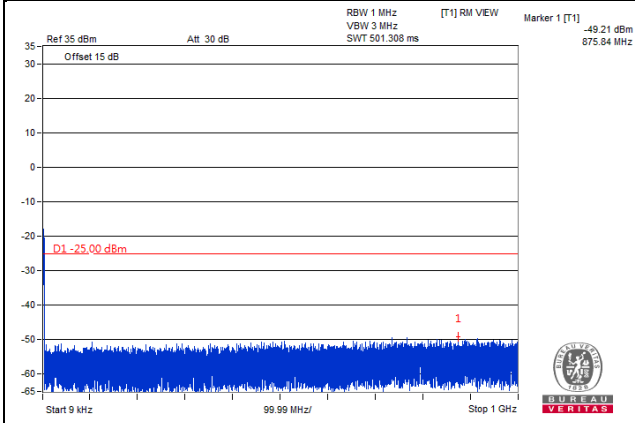


\*The 9kHz signal over the limit is from Spectrum.

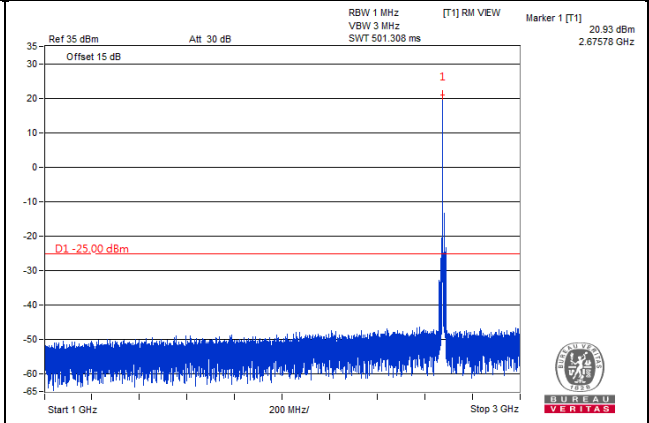
Channel Bandwidth: 15MHz

Channel 41515 (2682.5MHz)


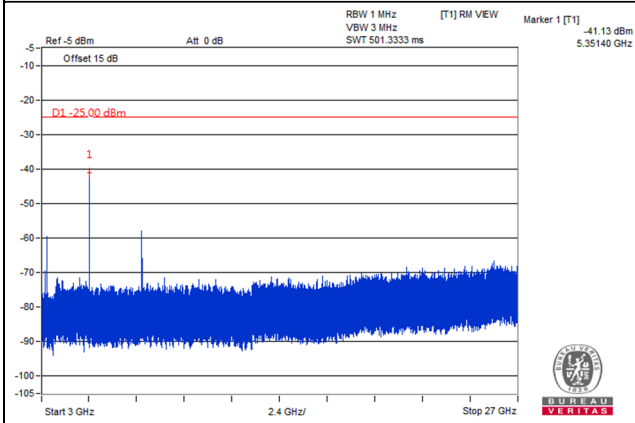
Frequency Range : 9kHz~1GHz



Frequency Range : 1GHz~3GHz



Frequency Range : 3GHz~27GHz

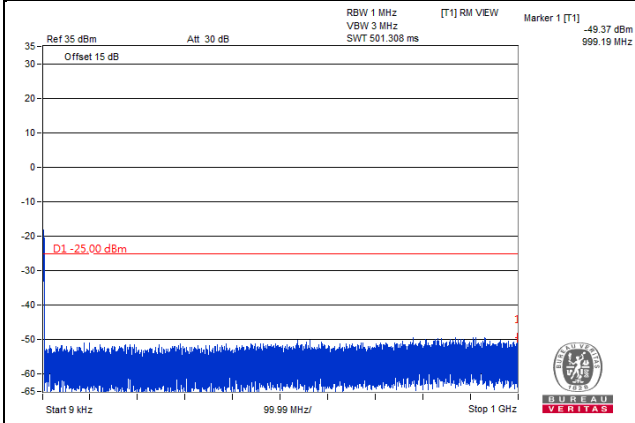


\*The 9kHz signal over the limit is from Spectrum.

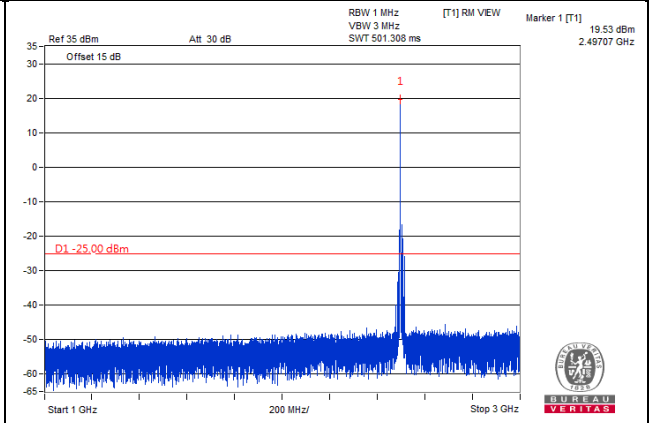
Channel Bandwidth: 20MHz

Channel 39750 (2506.0MHz)

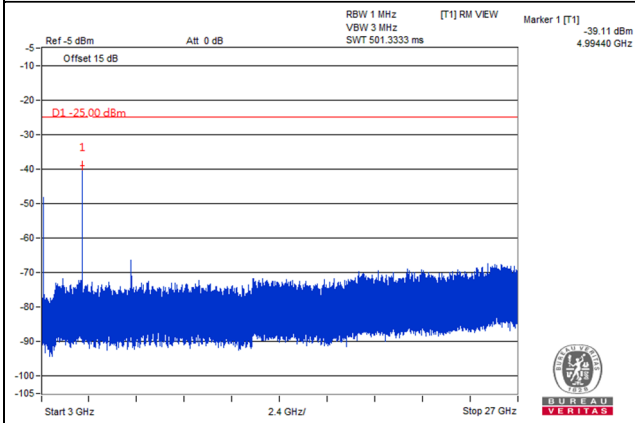
Frequency Range : 9kHz~1GHz



Frequency Range : 1GHz~3GHz



Frequency Range : 3GHz~27GHz



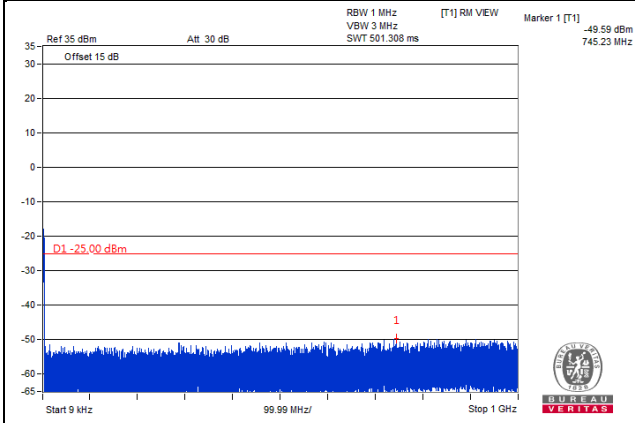
\*The 9kHz signal over the limit is from Spectrum.



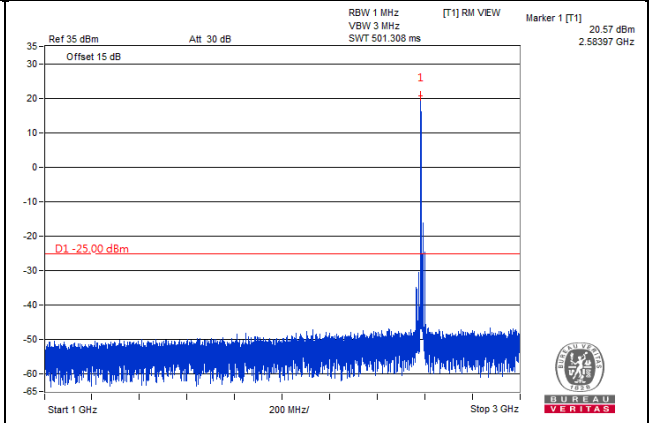
Channel Bandwidth: 20MHz

Channel 40620 (2593.0MHz)

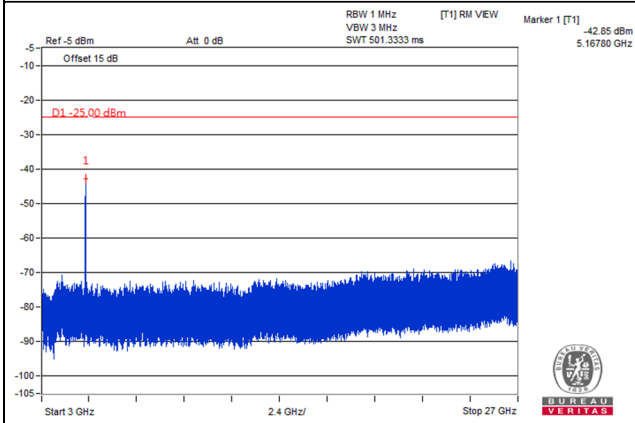
Frequency Range : 9kHz~1GHz



Frequency Range : 1GHz~3GHz



Frequency Range : 3GHz~27GHz

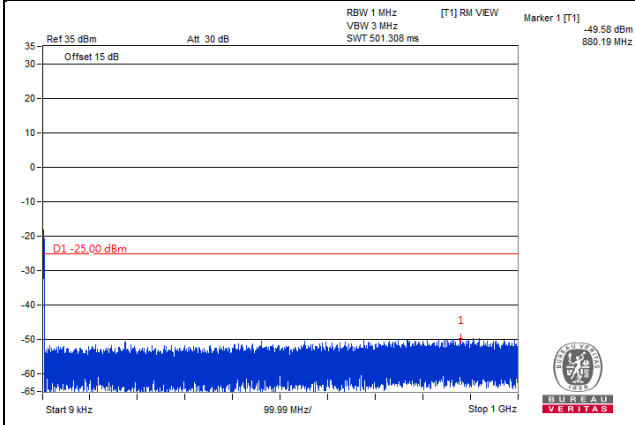


\*The 9kHz signal over the limit is from Spectrum.

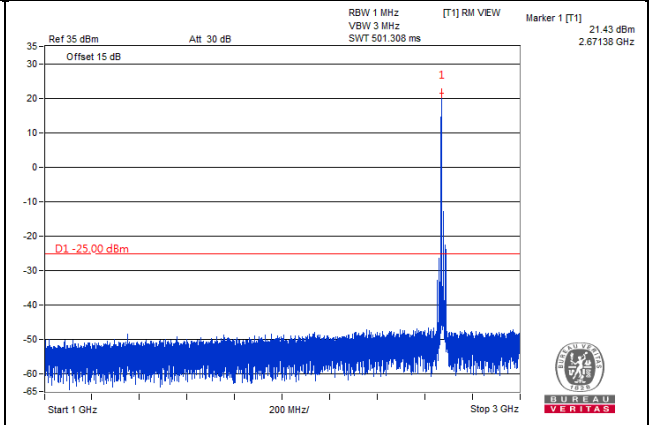
Channel Bandwidth: 20MHz

Channel 41490 (2680.0MHz)

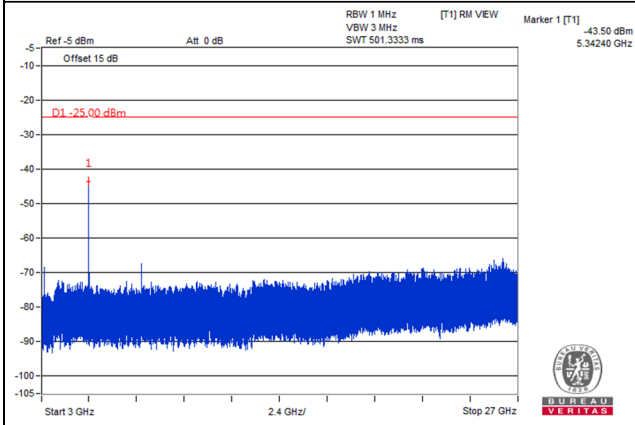
Frequency Range : 9kHz~1GHz



Frequency Range : 1GHz~3GHz



Frequency Range : 3GHz~27GHz



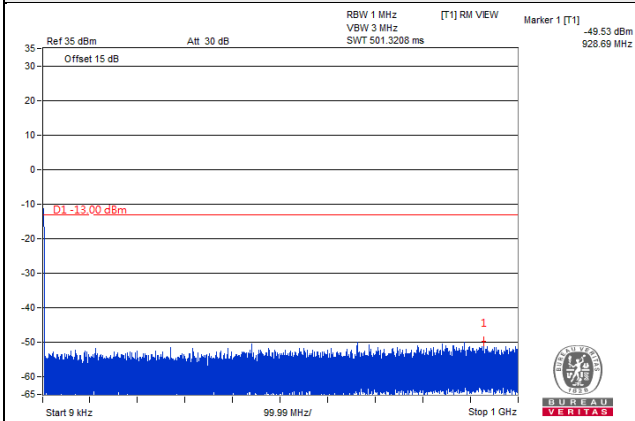
\*The 9kHz signal over the limit is from Spectrum.

LTE Band 66

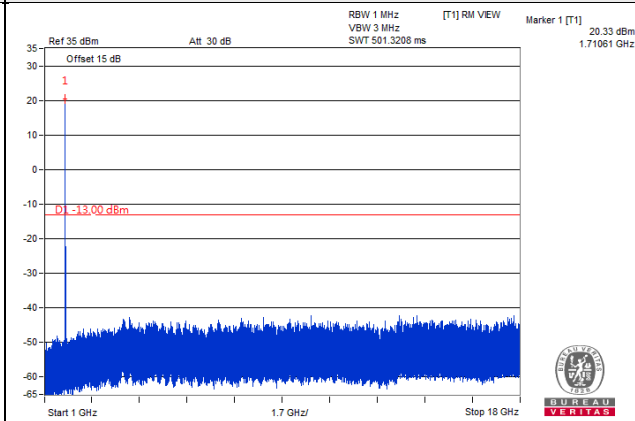
Channel Bandwidth: 1.4MHz

Channel 131979 (1710.7MHz)

Frequency Range : 9kHz~1GHz

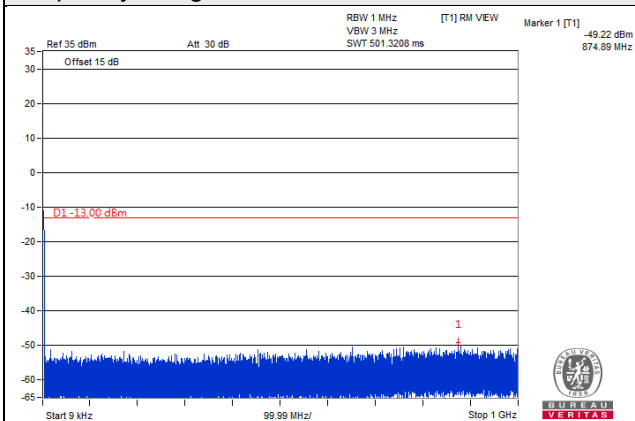


Frequency Range : 1GHz~18GHz

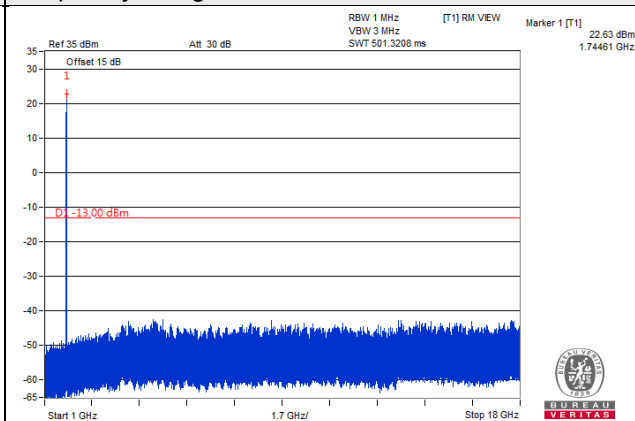


Channel 132322 (1745.0MHz)

Frequency Range : 9kHz~1GHz

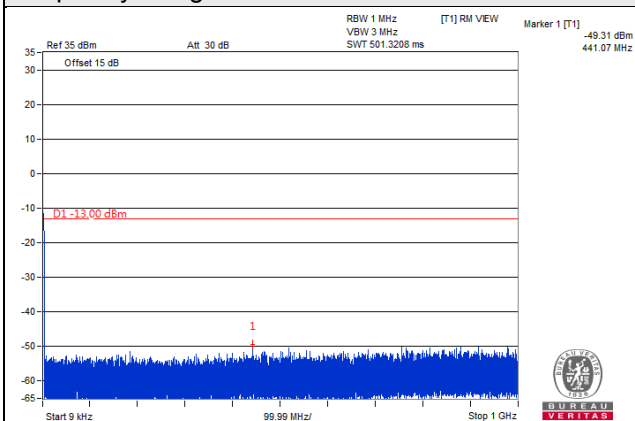


Frequency Range : 1GHz~18GHz

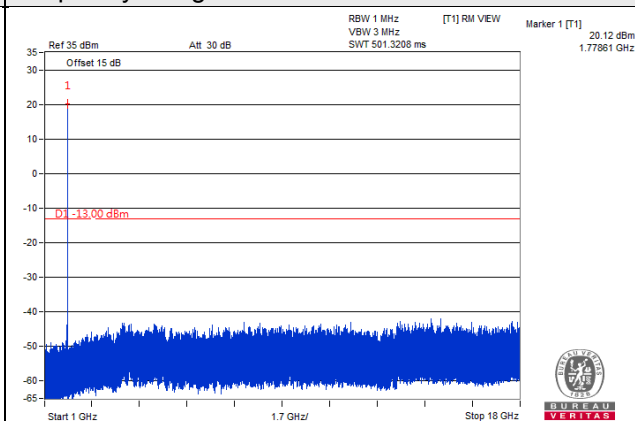


Channel 132665 (1779.3MHz)

Frequency Range : 9kHz~1GHz



Frequency Range : 1GHz~18GHz

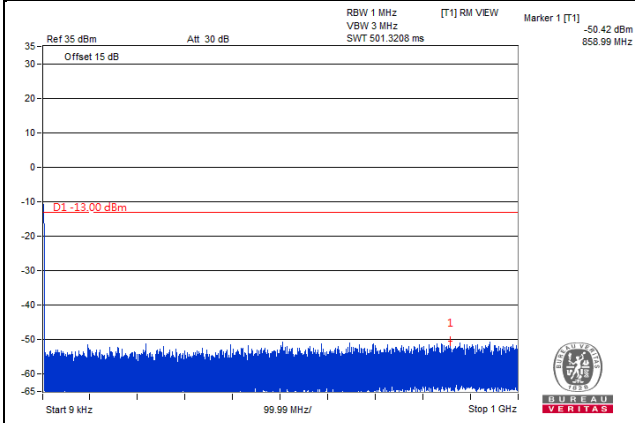


\*The 9kHz signal over the limit is from Spectrum.

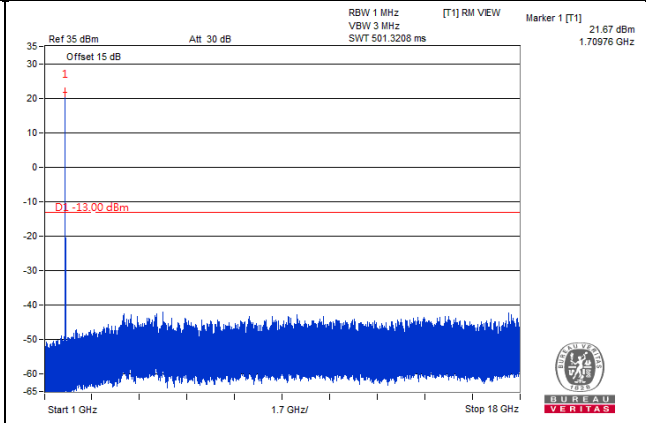
Channel Bandwidth: 3MHz

Channel 131987 (1711.5MHz)

Frequency Range : 9kHz~1GHz

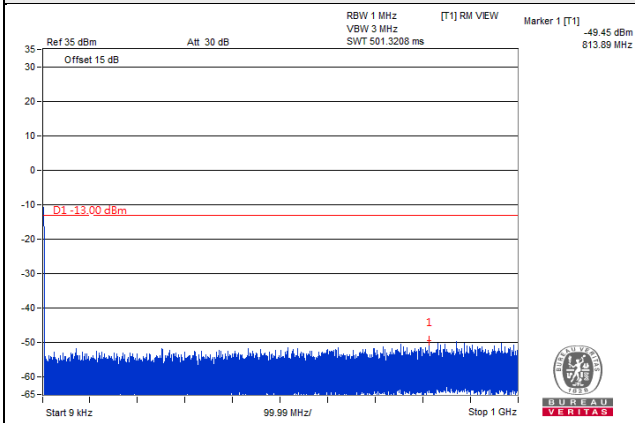


Frequency Range : 1GHz~18GHz

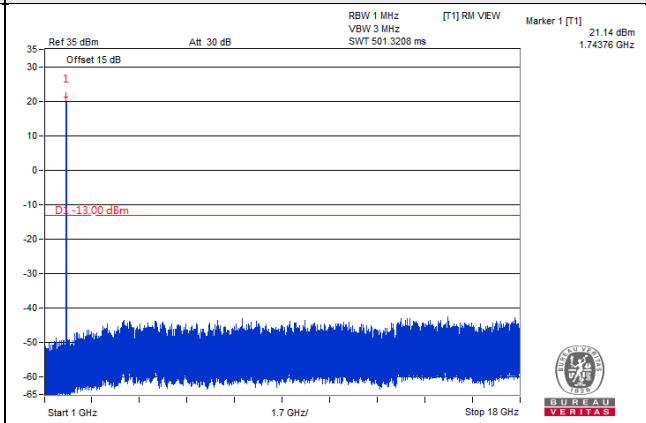


Channel 132322 (1745.0MHz)

Frequency Range : 9kHz~1GHz

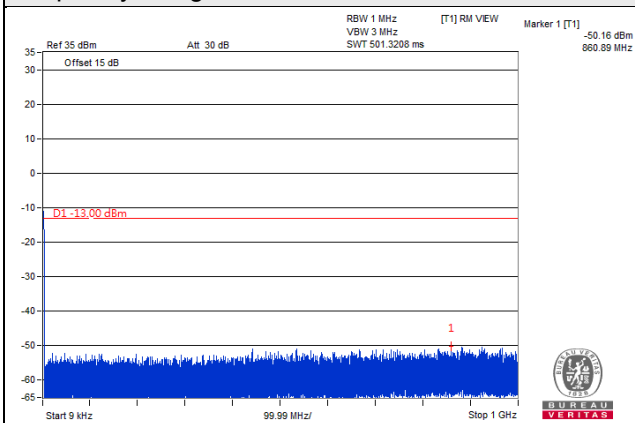


Frequency Range : 1GHz~18GHz

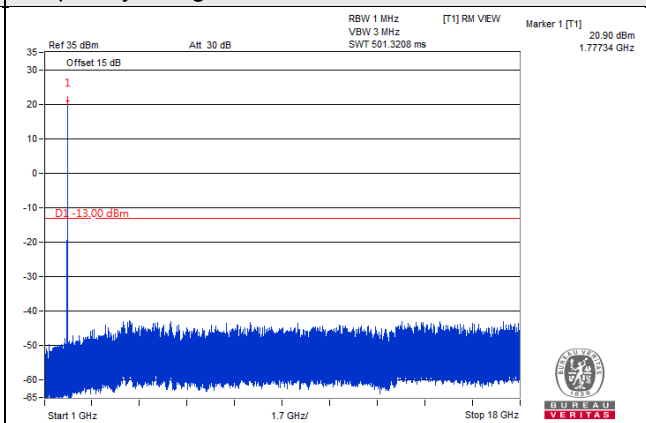


Channel 132657 (1778.5MHz)

Frequency Range : 9kHz~1GHz



Frequency Range : 1GHz~18GHz

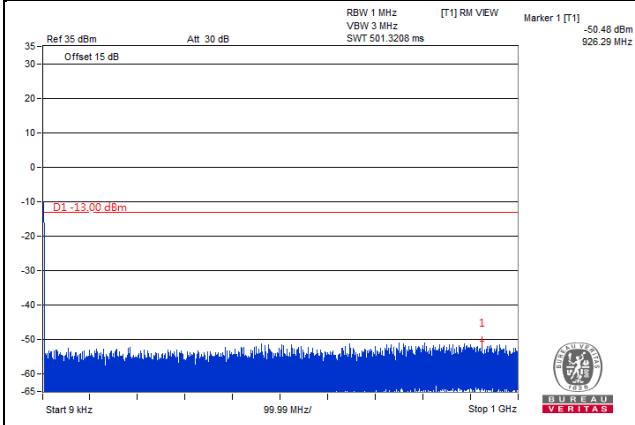


\*The 9kHz signal over the limit is from Spectrum.

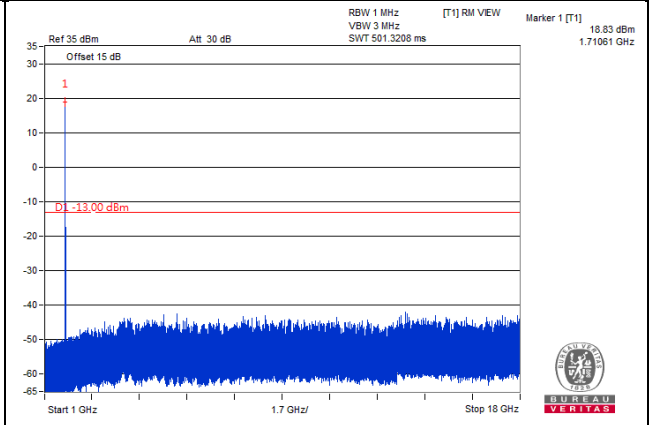
Channel Bandwidth: 5MHz

Channel 131997 (1712.5MHz)

Frequency Range : 9kHz~1GHz

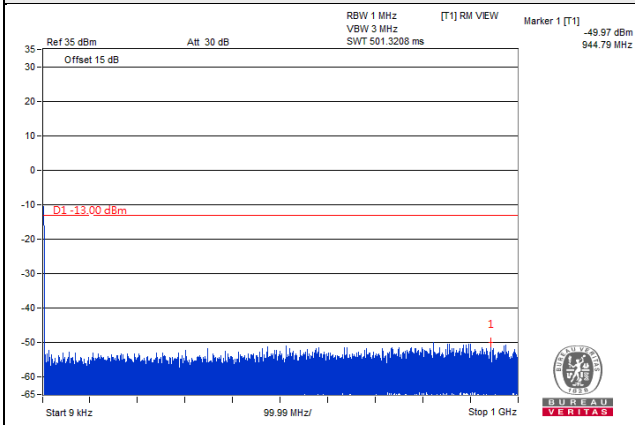


Frequency Range : 1GHz~18GHz

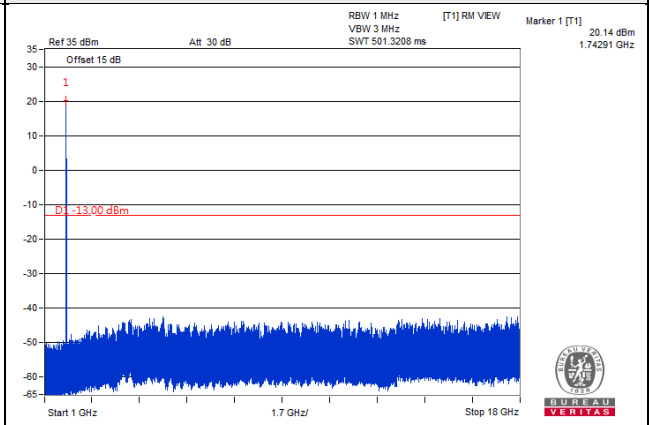


Channel 132322 (1745.0MHz)

Frequency Range : 9kHz~1GHz

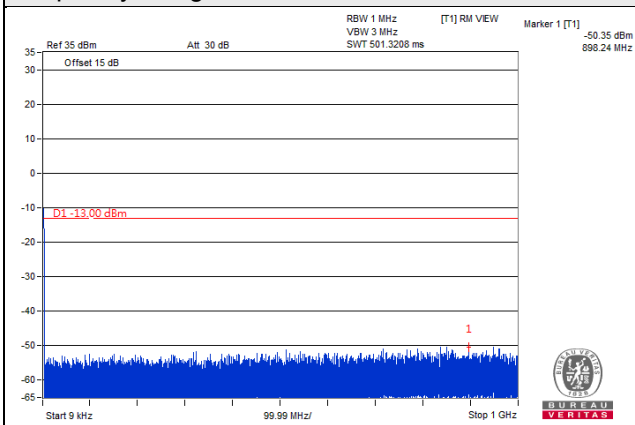


Frequency Range : 1GHz~18GHz

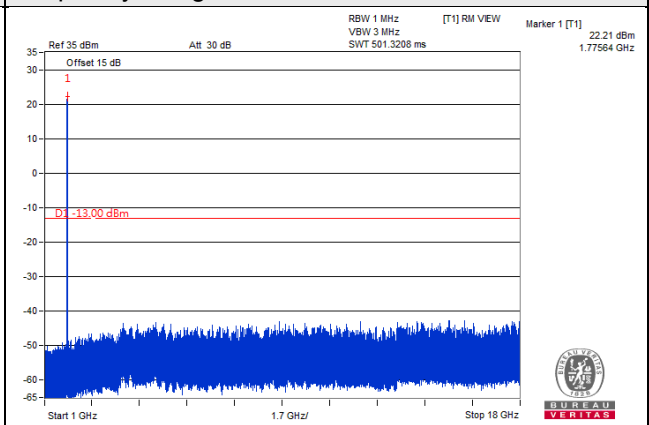


Channel 132647 (1777.5MHz)

Frequency Range : 9kHz~1GHz



Frequency Range : 1GHz~18GHz

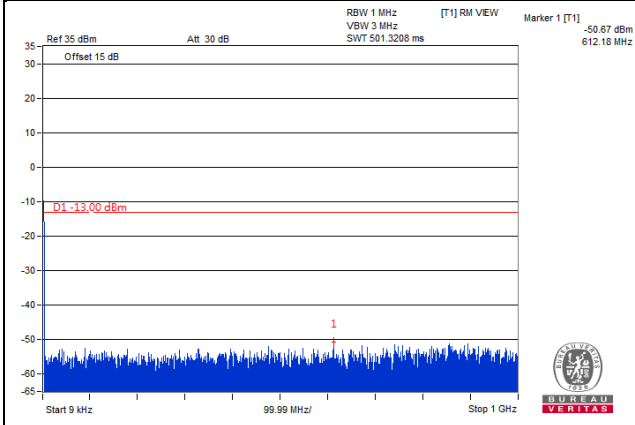


\*The 9kHz signal over the limit is from Spectrum.

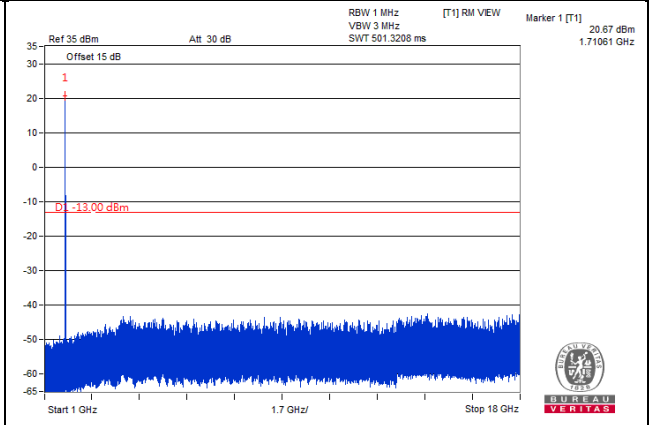
Channel Bandwidth: 10MHz

Channel 132022 (1715.0MHz)

Frequency Range : 9kHz~1GHz

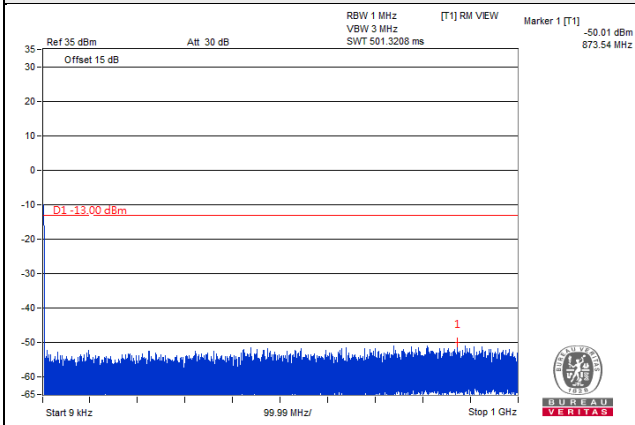


Frequency Range : 1GHz~18GHz

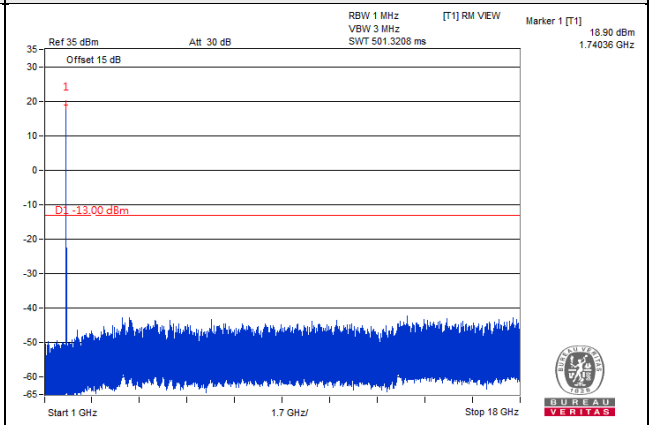


Channel 132322 (1745.0MHz)

Frequency Range : 9kHz~1GHz

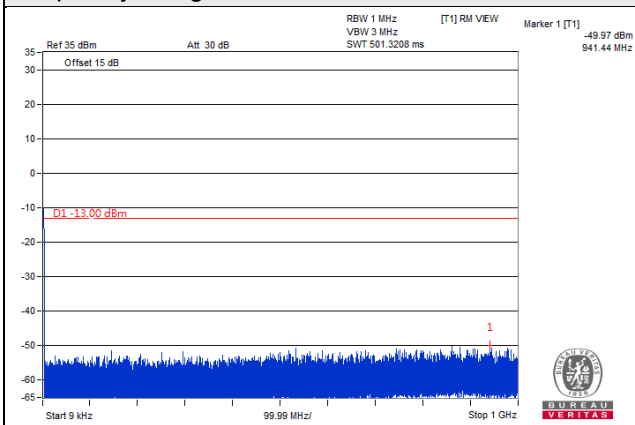


Frequency Range : 1GHz~18GHz

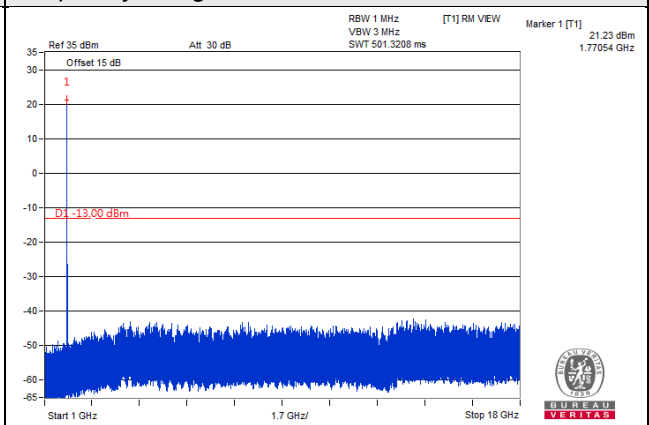


Channel 132622 (1775.0MHz)

Frequency Range : 9kHz~1GHz



Frequency Range : 1GHz~18GHz

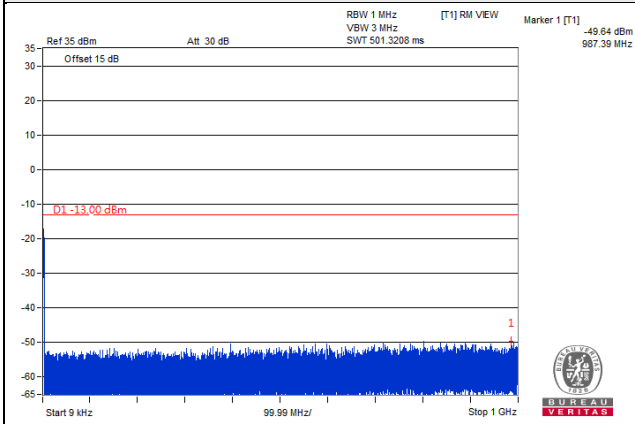


\*The 9kHz signal over the limit is from Spectrum.

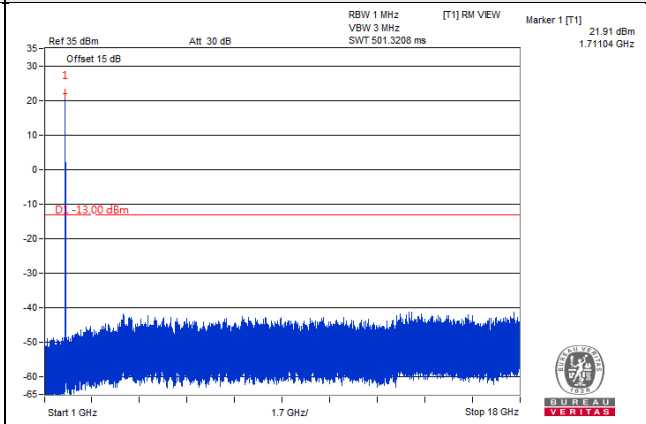
Channel Bandwidth: 15MHz

Channel 132047 (1717.5MHz)

Frequency Range : 9kHz~1GHz

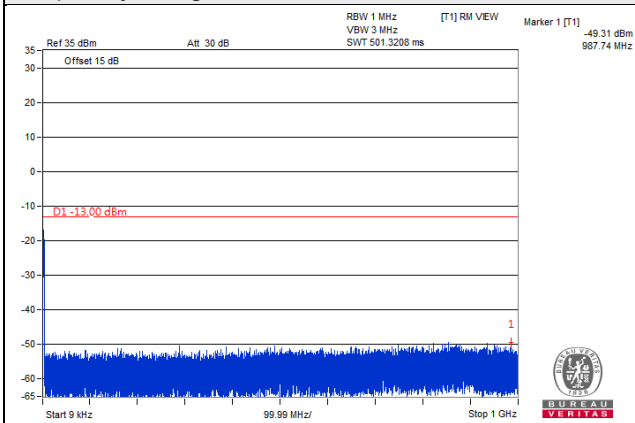


Frequency Range : 1GHz~18GHz

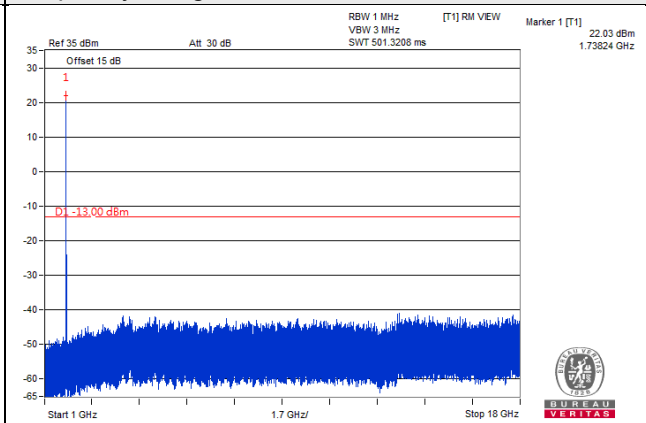


Channel 132322 (1745.0MHz)

Frequency Range : 9kHz~1GHz

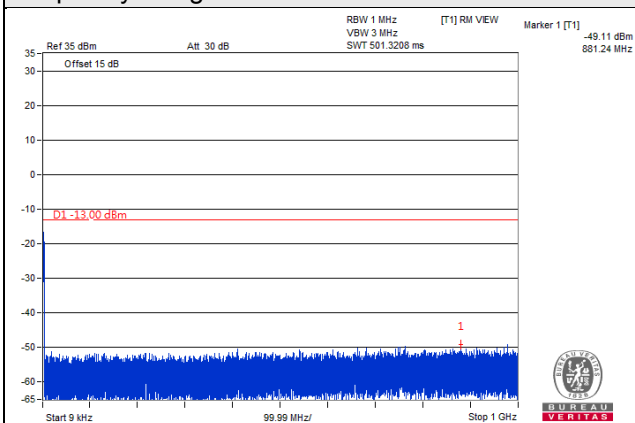


Frequency Range : 1GHz~18GHz

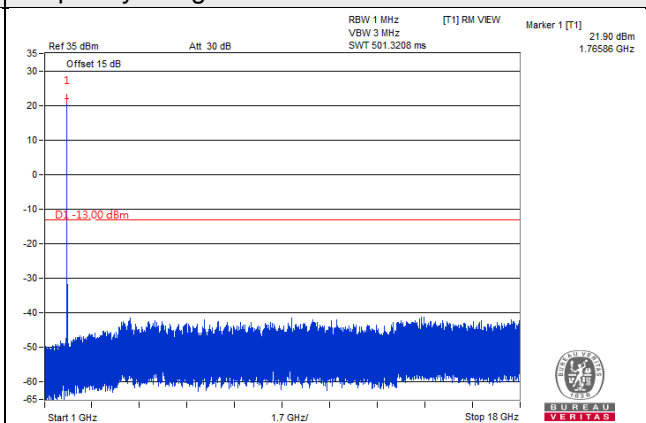


Channel 132597 (1772.5MHz)

Frequency Range : 9kHz~1GHz



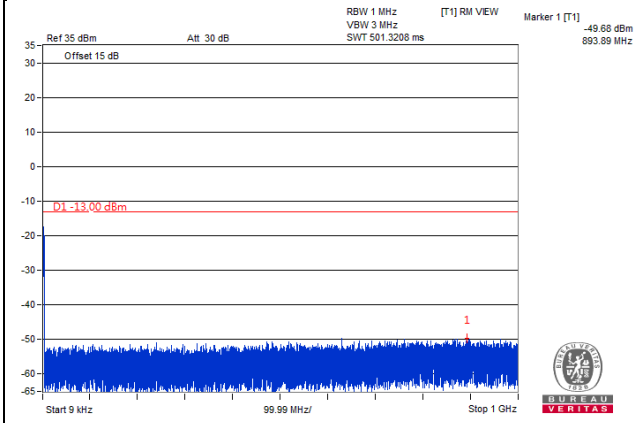
Frequency Range : 1GHz~18GHz



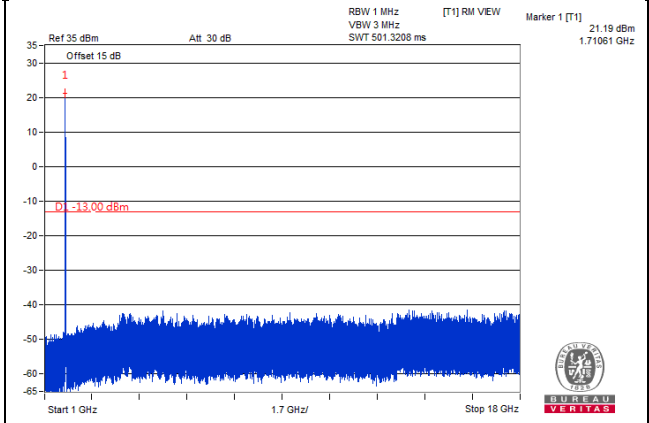
Channel Bandwidth: 20MHz

Channel 132072 (1720.0MHz)

Frequency Range : 9kHz~1GHz

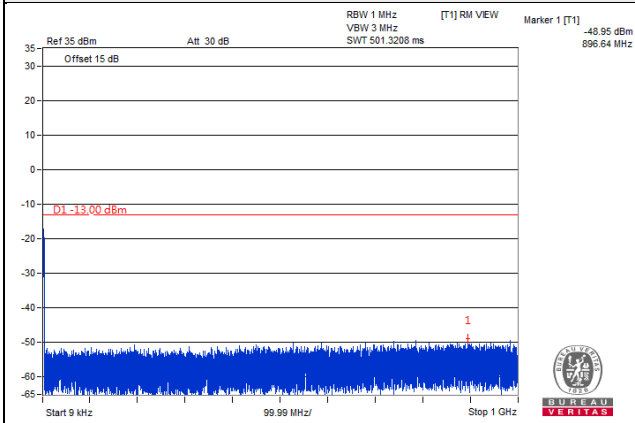


Frequency Range : 1GHz~18GHz

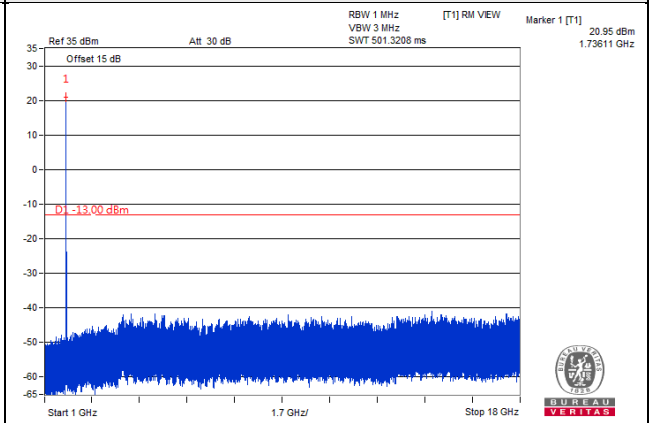


Channel 132322 (1745.0MHz)

Frequency Range : 9kHz~1GHz

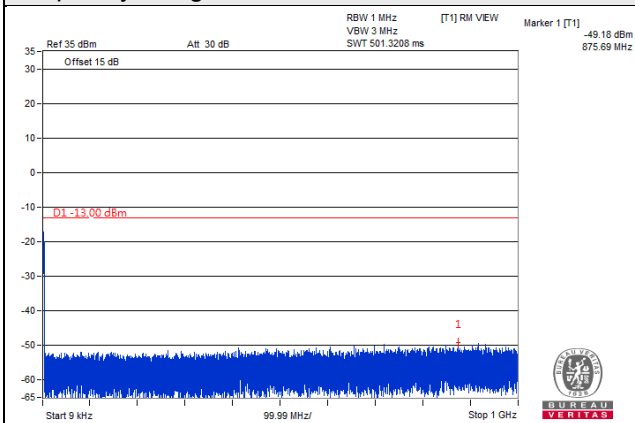


Frequency Range : 1GHz~18GHz

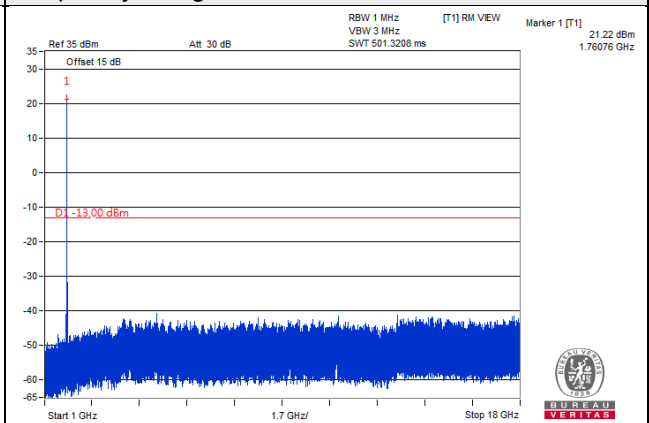


Channel 132572 (1770.0MHz)

Frequency Range : 9kHz~1GHz



Frequency Range : 1GHz~18GHz





## 4.8 Radiated Emission Measurement

### 4.8.1 Limits of Radiated Emission Measurement

For n41

In the FCC 27.53(m)(4), On any frequency outside a licensee's frequency block, The power of any emission shall be attenuated below the transmitter power (P) by at least  $55 + 10 \log(P)$  dB. The emission limit equal to  $-25\text{dBm}$ .

For LTE Band 2, LTE Band 25, LTE Band 26 (Part 22)

The power of any emission outside of the authorized operating frequency ranges must be attenuated below the transmitting power (P) by a factor of at least  $43 + 10 \log(P)$  dB. The emission limit equal to  $-13\text{dBm}$ .

For LTE Band 26 (Part 90)

The power of any emission outside a licensee's frequency block shall be attenuated below the transmitter power (P) by at least  $43 + 10 \log_{10}(P)$  dB. The limit of emission equal to  $-13\text{dBm}$ .

For LTE Band 41

In the FCC 27.53(m)(4), On any frequency outside a licensee's frequency block, The power of any emission shall be attenuated below the transmitter power (P) by at least  $55 + 10 \log(P)$  dB. The emission limit equal to  $-25\text{dBm}$ .

For LTE Band 66

According to FCC 27.53(h) for operations in the 1695-1710 MHz, 1710-1755 MHz, 1755-1780 MHz, 1915-1920 MHz, 1995-2000 MHz, 2000-2020 MHz, 2110-2155 MHz, 2155-2180 MHz, and 2180-2200 bands, the power of any emission outside a licensee's frequency block shall be attenuated below the transmitter power (P) in watts by at least  $43 + 10 \log(P)$  dB.

### 4.8.2 Test Procedure

- a. The power was measured with R&S Spectrum Analyzer. All measurements were done at 3 channels (low, middle and high channel of operational frequency range.)
- b. Substitution method is used for E.I.R.P measurement. In the semi-anechoic chamber, EUT placed on the 0.8m (below or equal 1 GHz) and/or 1.5 m (above 1 GHz) height of Turn Table, rotated the table around 360 degrees to search the maximum radiation power and receiver antenna shall be rotated vertical and horizontal polarization and moved height from 1m to 4m to find the maximum polar radiated power. The "Read Value" is the spectrum reading the maximum power value.
- c. The substitution antenna is substituted for EUT at the same position and signals generator export the CW signal to the substitution antenna via a TX cable. Rotated the Turn Table and moved receiving antenna to find the maximum radiation power. Adjust output power level of S.G to get a Value of spectrum reading equal to "Read Value" of step b. Record the power level of S.G
- d.  $\text{EIRP} = \text{Output power level of S.G} - \text{TX cable loss} + \text{Antenna gain of substitution antenna}$ .

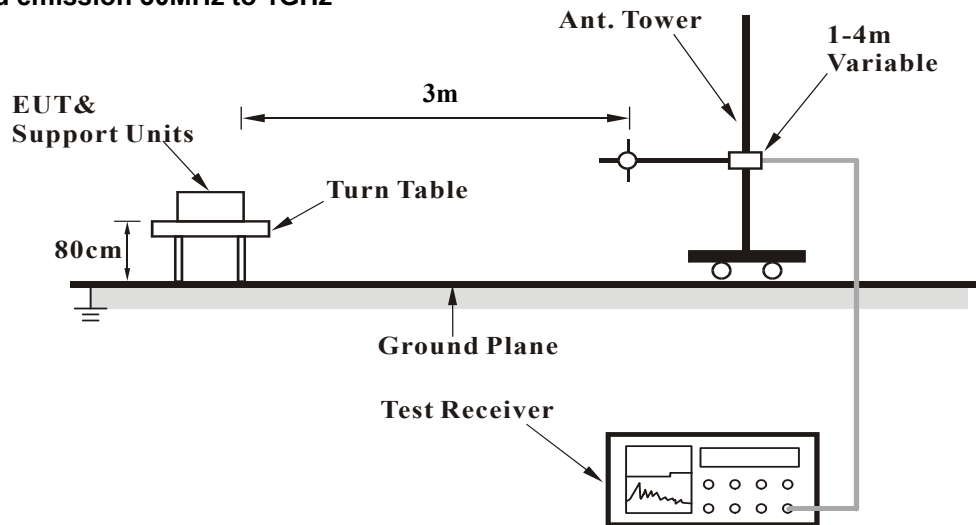
**Note:** The resolution bandwidth and video bandwidth of test receiver/spectrum analyzer is 1MHz/3MHz.

### 4.8.3 Deviation from Test Standard

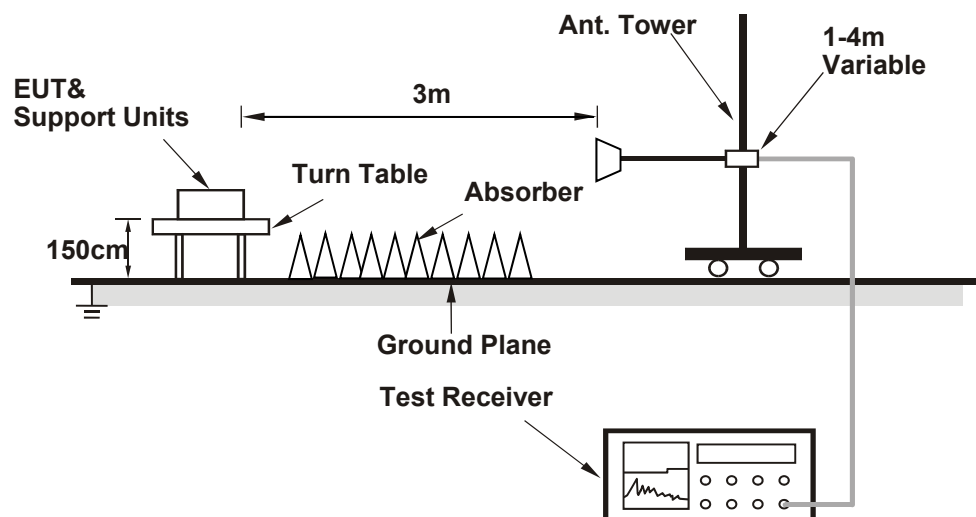
No deviation.

#### 4.8.4 Test Setup

For radiated emission 30MHz to 1GHz



For radiated emission above 1GHz



For the actual test configuration, please refer to the attached file (Test Setup Photo).

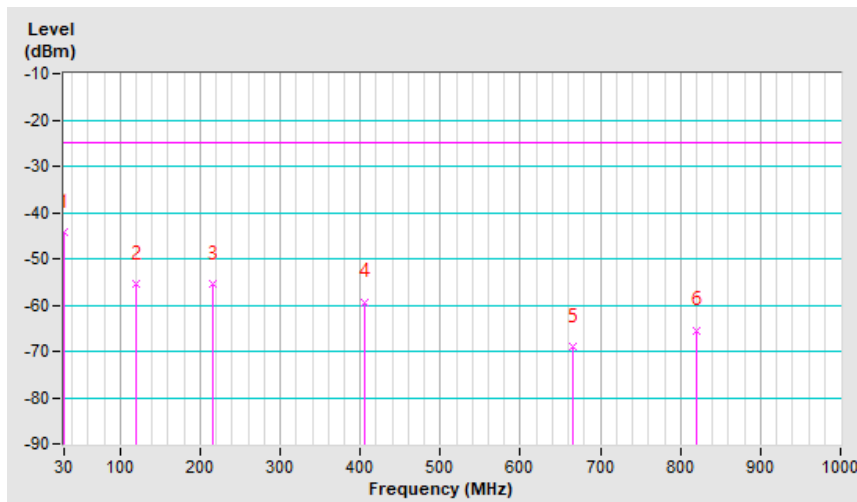
#### 4.8.5 Test Results

Below 1GHz

n41, Channel Bandwidth: 20MHz

Mode	TX channel 501204 (2506.02MHz)	Frequency Range	Below 1000 MHz
Environmental Conditions	22deg. C, 68%RH	Input Power	120Vac, 60Hz
Tested By	Greg Lin		

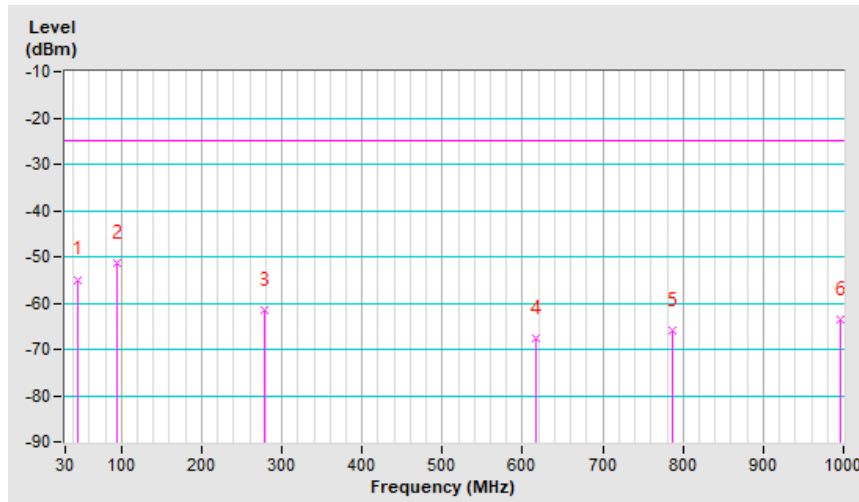
Antenna Polarity & Test Distance: Horizontal at 3 M							
No.	Freq. (MHz)	Reading (dBm)	S.G Power Value (dBm)	Correction Factor (dB)	EIRP (dBm)	Limit (dBm)	Margin (dB)
1	30.00	-46.1	-24.8	-19.4	-44.2	-25.0	-19.2
2	120.21	-45.5	-52.3	-3.2	-55.5	-25.0	-30.5
3	216.24	-44.9	-53.4	-2.0	-55.4	-25.0	-30.4
4	406.36	-56.6	-62.6	3.3	-59.3	-25.0	-34.3
5	665.35	-69.4	-72.7	3.6	-69.1	-25.0	-44.1
6	820.55	-69.7	-69.3	3.9	-65.4	-25.0	-40.4



Mode	TX channel 501204 (2506.02MHz)	Frequency Range	Below 1000 MHz
Environmental Conditions	22deg. C, 68%RH	Input Power	120Vac, 60Hz
Tested By	Greg Lin		

Antenna Polarity & Test Distance: Vertical at 3 M

No.	Freq. (MHz)	Reading (dBm)	S.G Power Value (dBm)	Correction Factor (dB)	EIRP (dBm)	Limit (dBm)	Margin (dB)
1	46.49	-44.5	-45.0	-9.9	-54.9	-25.0	-29.9
2	94.02	-41.8	-50.6	-0.7	-51.3	-25.0	-26.3
3	278.32	-62.8	-60.0	-1.6	-61.6	-25.0	-36.6
4	615.88	-70.4	-71.4	3.7	-67.7	-25.0	-42.7
5	786.60	-70.7	-69.9	4.0	-65.9	-25.0	-40.9
6	995.15	-71.3	-66.8	3.4	-63.4	-25.0	-38.4

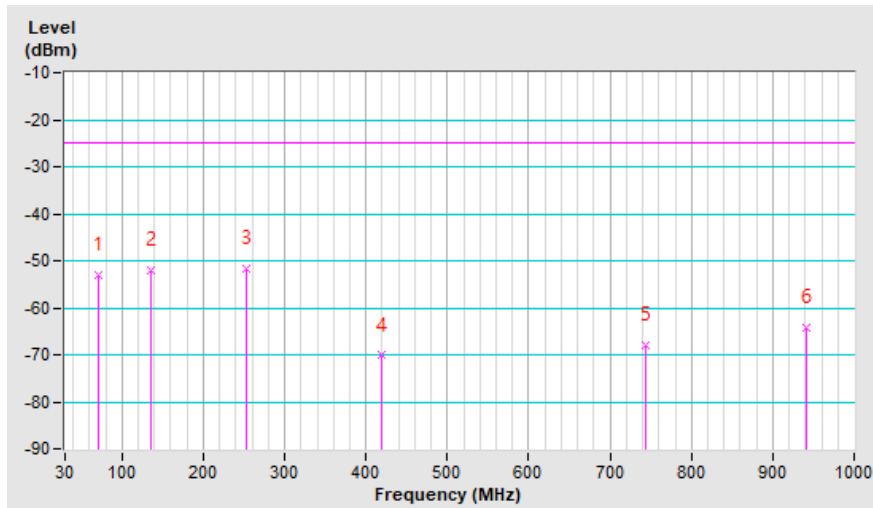


n41, Channel Bandwidth: 100MHz

Mode	TX channel 509202 (2546.01MHz)	Frequency Range	Below 1000 MHz
Environmental Conditions	22deg. C, 68%RH	Input Power	120Vac, 60Hz
Tested By	Greg Lin		

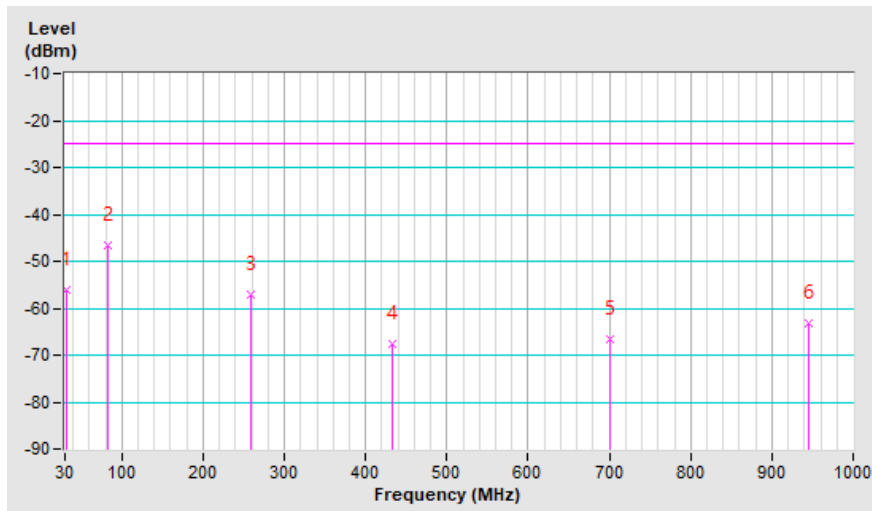
Antenna Polarity & Test Distance: Horizontal at 3 M

No.	Freq. (MHz)	Reading (dBm)	S.G Power Value (dBm)	Correction Factor (dB)	EIRP (dBm)	Limit (dBm)	Margin (dB)
1	70.74	-44.6	-52.6	-0.4	-53.0	-25.0	-28.0
2	135.73	-43.8	-48.7	-3.2	-51.9	-25.0	-26.9
3	252.13	-43.6	-50.3	-1.4	-51.7	-25.0	-26.7
4	419.94	-67.8	-73.7	3.5	-70.2	-25.0	-45.2
5	742.95	-69.8	-71.6	3.6	-68.0	-25.0	-43.0
6	941.80	-70.3	-67.9	3.8	-64.1	-25.0	-39.1



Mode	TX channel 509202 (2546.01MHz)	Frequency Range	Below 1000 MHz
Environmental Conditions	22deg. C, 68%RH	Input Power	120Vac, 60Hz
Tested By	Greg Lin		

Antenna Polarity & Test Distance: Vertical at 3 M							
No.	Freq. (MHz)	Reading (dBm)	S.G Power Value (dBm)	Correction Factor (dB)	EIRP (dBm)	Limit (dBm)	Margin (dB)
1	31.94	-43.6	-37.9	-18.3	-56.2	-25.0	-31.2
2	83.35	-39.7	-47.1	0.5	-46.6	-25.0	-21.6
3	258.92	-55.5	-55.5	-1.5	-57.0	-25.0	-32.0
4	433.52	-65.2	-71.1	3.5	-67.6	-25.0	-42.6
5	701.24	-70.5	-70.1	3.4	-66.7	-25.0	-41.7
6	944.71	-70.2	-66.9	3.7	-63.2	-25.0	-38.2

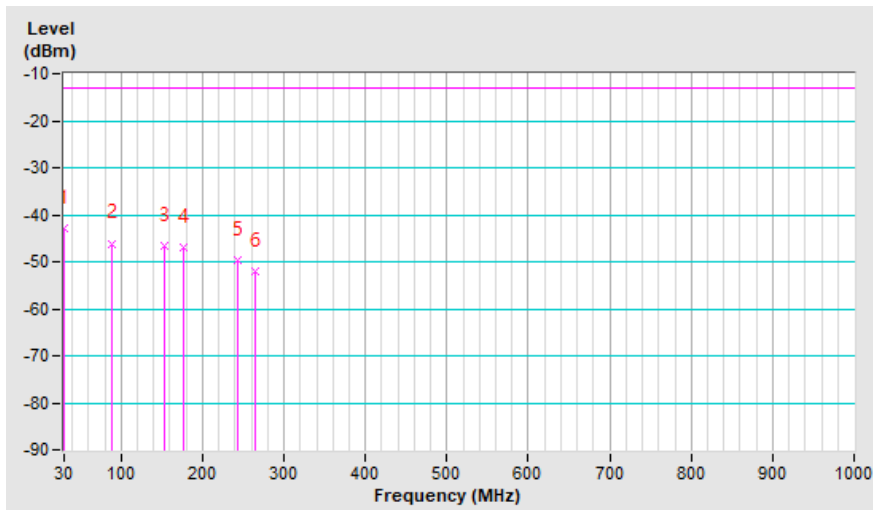


LTE Band 2, Channel Bandwidth: 20MHz

Mode	TX channel 19100 (1900.00MHz)	Frequency Range	Below 1000 MHz
Environmental Conditions	24deg. C, 64%RH	Input Power	120Vac, 60Hz
Tested By	Match Tsui		

Antenna Polarity & Test Distance: Horizontal at 3 M

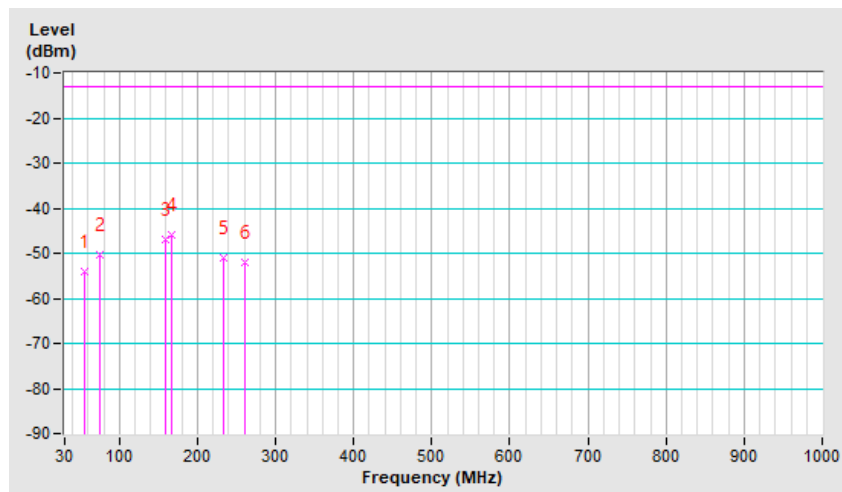
No.	Freq. (MHz)	Reading (dBm)	S.G Power Value (dBm)	Correction Factor (dB)	EIRP (dBm)	Limit (dBm)	Margin (dB)
1	<b>30.97</b>	<b>-46.7</b>	<b>-42.2</b>	<b>-0.8</b>	<b>-43.0</b>	<b>-13.0</b>	<b>-30.0</b>
2	88.20	-38.5	-44.6	-1.5	-46.1	-13.0	-33.1
3	154.16	-42.4	-44.9	-1.8	-46.7	-13.0	-33.7
4	177.44	-39.2	-45.1	-2.0	-47.1	-13.0	-34.1
5	242.43	-42.7	-47.5	-2.1	-49.6	-13.0	-36.6
6	264.74	-47.7	-50.0	-2.2	-52.2	-13.0	-39.2



Mode	TX channel 19100 (1900.00MHz)	Frequency Range	Below 1000 MHz
Environmental Conditions	24deg. C, 64%RH	Input Power	120Vac, 60Hz
Tested By	Match Tsui		

Antenna Polarity & Test Distance: Vertical at 3 M

No.	Freq. (MHz)	Reading (dBm)	S.G Power Value (dBm)	Correction Factor (dB)	EIRP (dBm)	Limit (dBm)	Margin (dB)
1	55.22	-47.1	-52.9	-1.1	-54.0	-13.0	-41.0
2	75.59	-44.4	-48.8	-1.4	-50.2	-13.0	-37.2
3	159.98	-43.8	-44.9	-1.9	-46.8	-13.0	-33.8
4	167.74	-42.9	-44.1	-2.0	-46.1	-13.0	-33.1
5	232.73	-48.6	-48.9	-2.2	-51.1	-13.0	-38.1
6	260.86	-52.9	-49.7	-2.2	-51.9	-13.0	-38.9



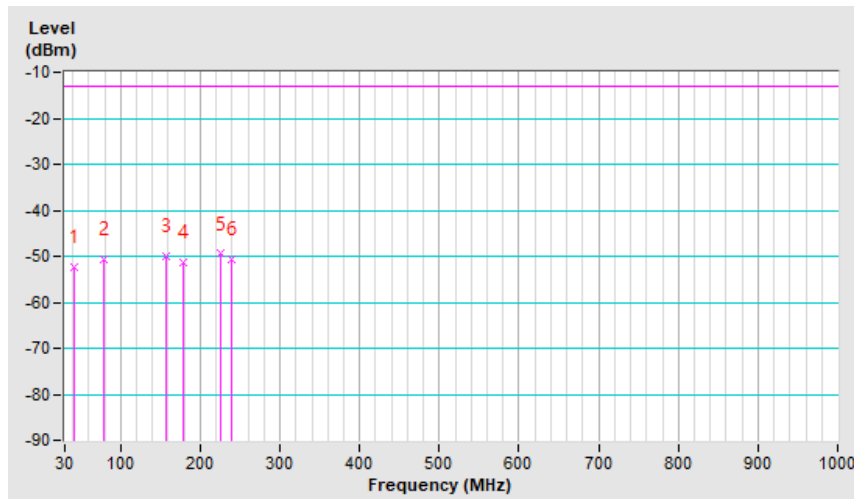


LTE Band 25, Channel Bandwidth: 20MHz

Mode	TX channel 26590 (1905.0MHz)	Frequency Range	Below 1000 MHz
Environmental Conditions	24deg. C, 64%RH	Input Power	120Vac, 60Hz
Tested By	Match Tsui		

Antenna Polarity & Test Distance: Horizontal at 3 M

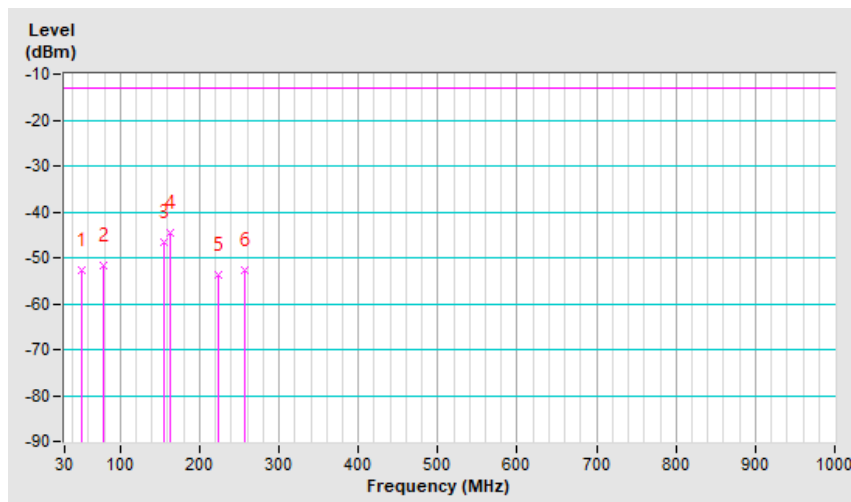
No.	Freq. (MHz)	Reading (dBm)	S.G Power Value (dBm)	Correction Factor (dB)	EIRP (dBm)	Limit (dBm)	Margin (dB)
1	41.64	-54.6	-51.5	-1.0	-52.5	-13.0	-39.5
2	78.50	-45.6	-49.3	-1.4	-50.7	-13.0	-37.7
3	158.04	-45.2	-48.3	-1.8	-50.1	-13.0	-37.1
4	178.41	-43.2	-49.2	-2.0	-51.2	-13.0	-38.2
5	225.94	-41.6	-47.4	-2.1	-49.5	-13.0	-36.5
6	239.52	-43.8	-48.6	-2.1	-50.7	-13.0	-37.7



Mode	TX channel 26590 (1905.0MHz)	Frequency Range	Below 1000 MHz
Environmental Conditions	24deg. C, 64%RH	Input Power	120Vac, 60Hz
Tested By	Match Tsui		

Antenna Polarity & Test Distance: Vertical at 3 M

No.	Freq. (MHz)	Reading (dBm)	S.G Power Value (dBm)	Correction Factor (dB)	EIRP (dBm)	Limit (dBm)	Margin (dB)
1	52.31	-45.8	-51.7	-1.1	-52.8	-13.0	-39.8
2	78.50	-46.5	-50.3	-1.4	-51.7	-13.0	-38.7
3	156.10	-43.9	-44.9	-1.8	-46.7	-13.0	-33.7
4	163.86	-41.4	-42.6	-1.9	-44.5	-13.0	-31.5
5	224.00	-49.4	-51.7	-2.1	-53.8	-13.0	-40.8
6	256.98	-53.3	-50.6	-2.2	-52.8	-13.0	-39.8



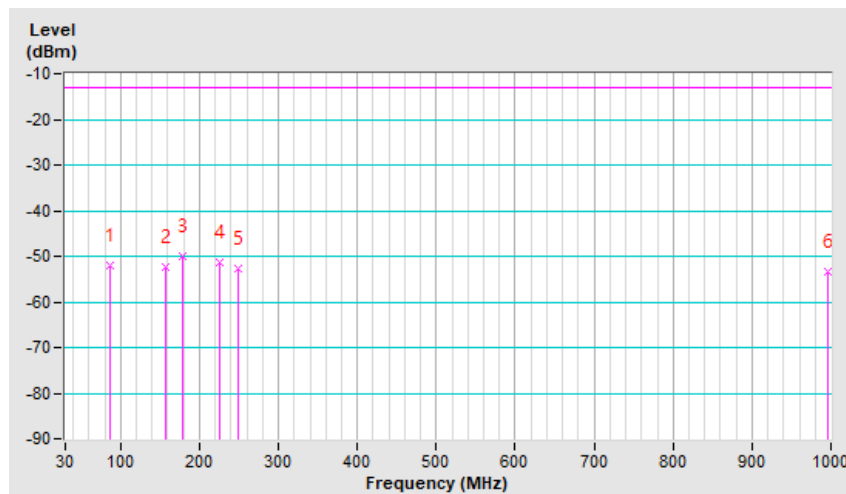
LTE Band 26 (Part 22), Channel Bandwidth 15MHz

Mode	TX channel 26965 (841.5MHz)	Frequency Range	Below 1000 MHz
Environmental Conditions	24deg. C, 64%RH	Input Power	120Vac, 60Hz
Tested By	Match Tsui		

Antenna Polarity & Test Distance: Horizontal at 3 M							
No.	Freq. (MHz)	Reading (dBm)	S.G Power Value (dBm)	Correction Factor (dB)	ERP (dBm)	Limit (dBm)	Margin (dB)
1	86.26	-43.2	-50.6	-1.5	-52.1	-13.0	-39.1
2	158.04	-45.3	-50.6	-1.8	-52.4	-13.0	-39.4
3	178.41	-39.9	-48.0	-2.0	-50.0	-13.0	-37.0
4	224.97	-41.1	-49.2	-2.1	-51.3	-13.0	-38.3
5	249.22	-44.1	-50.6	-2.2	-52.8	-13.0	-39.8
6	996.12	-60.1	-49.4	-4.0	-53.4	-13.0	-40.4

Remarks:

- ERP (dBm) = S.G Value (dBm) + Correction Factor (dB).
- Correction Factor (dB) = Substitution Antenna Gain (dB) - Cable Loss (dB) + 2.15dB.

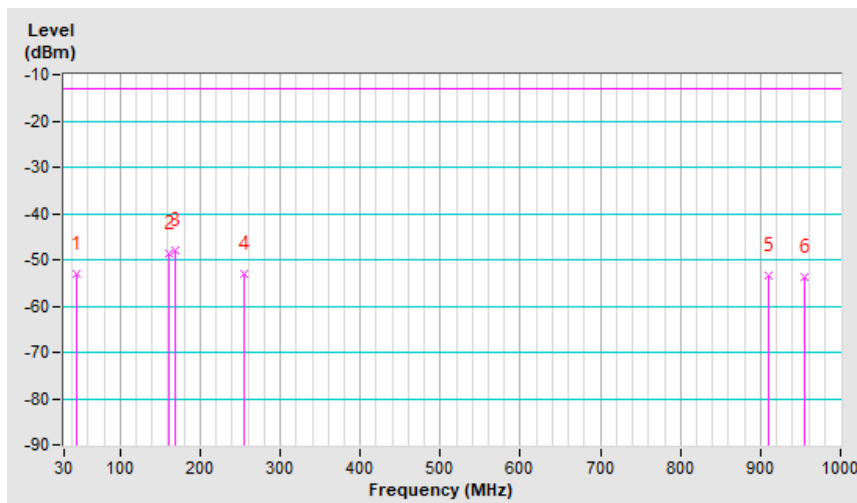


Mode	TX channel 26965 (841.5MHz)	Frequency Range	Below 1000 MHz
Environmental Conditions	24deg. C, 64%RH	Input Power	120Vac, 60Hz
Tested By	Match Tsui		

Antenna Polarity & Test Distance: Vertical at 3 M							
No.	Freq. (MHz)	Reading (dBm)	S.G Power Value (dBm)	Correction Factor (dB)	ERP (dBm)	Limit (dBm)	Margin (dB)
1	46.49	-42.6	-51.9	-1.1	-53.0	-13.0	-40.0
2	160.95	-43.6	-46.9	-1.9	-48.8	-13.0	-35.8
<b>3</b>	<b>168.71</b>	<b>-42.5</b>	<b>-45.9</b>	<b>-2.0</b>	<b>-47.9</b>	<b>-13.0</b>	<b>-34.9</b>
4	255.04	-51.1	-50.7	-2.2	-52.9	-13.0	-39.9
5	909.79	-59.6	-49.7	-3.7	-53.4	-13.0	-40.4
6	955.38	-61.0	-50.0	-3.7	-53.7	-13.0	-40.7

Remarks:

- ERP (dBm) = S.G Value (dBm) + Correction Factor (dB).
- Correction Factor (dB) = Substitution Antenna Gain (dB) - Cable Loss (dB) + 2.15dB.



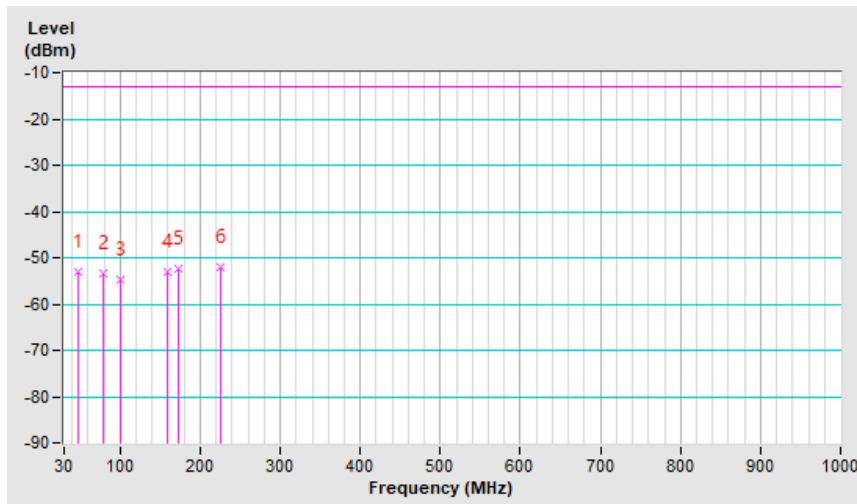
LTE Band 26 (Part 90), Channel Bandwidth 10MHz

Mode	TX channel 26740 (819.0MHz)	Frequency Range	Below 1000 MHz
Environmental Conditions	24deg. C, 64%RH	Input Power	120Vac, 60Hz
Tested By	Match Tsui		

Antenna Polarity & Test Distance: Horizontal at 3 M							
No.	Freq. (MHz)	Reading (dBm)	S.G Power Value (dBm)	Correction Factor (dB)	ERP (dBm)	Limit (dBm)	Margin (dB)
1	48.43	-50.8	-51.8	-1.1	-52.9	-13.0	-39.9
2	79.47	-46.3	-52.0	-1.4	-53.4	-13.0	-40.4
3	100.81	-44.2	-53.2	-1.6	-54.8	-13.0	-41.8
4	159.98	-45.5	-51.1	-1.9	-53.0	-13.0	-40.0
5	172.59	-42.8	-50.3	-2.0	-52.3	-13.0	-39.3
6	224.97	-42.0	-50.0	-2.1	-52.1	-13.0	-39.1

Remarks:

- ERP (dBm) = S.G Value (dBm) + Correction Factor (dB).
- Correction Factor (dB) = Substitution Antenna Gain (dB) - Cable Loss (dB) + 2.15dB.

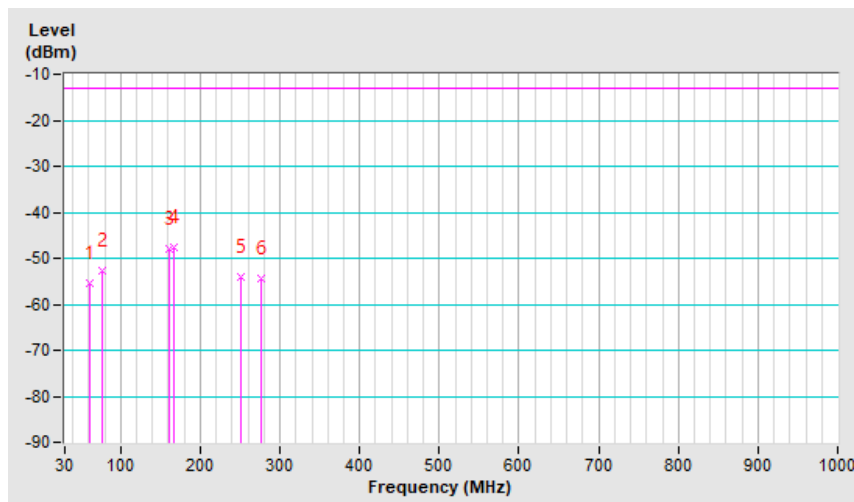


Mode	TX channel 26740 (819.0MHz)	Frequency Range	Below 1000 MHz
Environmental Conditions	24deg. C, 64%RH	Input Power	120Vac, 60Hz
Tested By	Match Tsui		

Antenna Polarity & Test Distance: Vertical at 3 M							
No.	Freq. (MHz)	Reading (dBm)	S.G Power Value (dBm)	Correction Factor (dB)	ERP (dBm)	Limit (dBm)	Margin (dB)
1	61.04	-46.5	-54.2	-1.2	-55.4	-13.0	-42.4
2	76.56	-44.9	-51.3	-1.4	-52.7	-13.0	-39.7
3	160.95	-42.8	-46.0	-1.9	-47.9	-13.0	-34.9
<b>4</b>	<b>167.74</b>	<b>-42.2</b>	<b>-45.6</b>	<b>-2.0</b>	<b>-47.6</b>	<b>-13.0</b>	<b>-34.6</b>
5	250.19	-52.0	-51.9	-2.2	-54.1	-13.0	-41.1
6	277.35	-55.5	-52.3	-2.1	-54.4	-13.0	-41.4

Remarks:

- ERP (dBm) = S.G Value (dBm) + Correction Factor (dB).
- Correction Factor (dB) = Substitution Antenna Gain (dB) - Cable Loss (dB) + 2.15dB.

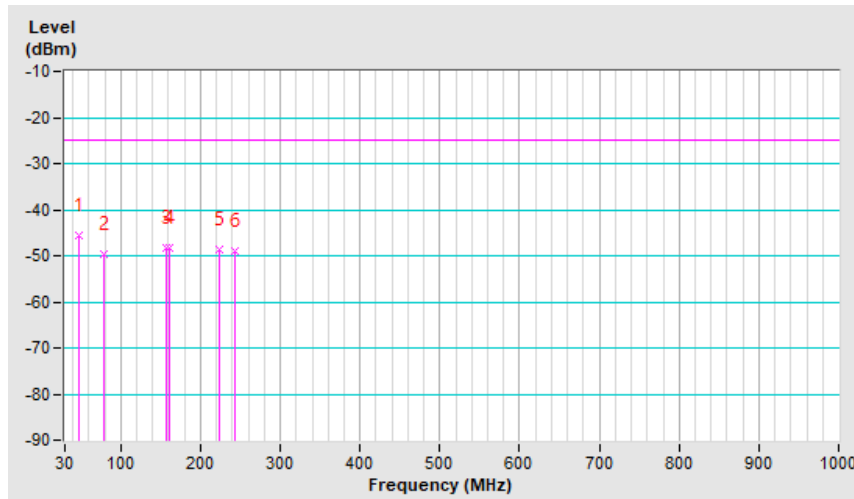


LTE Band 41, Channel Bandwidth: 20MHz

Mode	TX channel 40620 (2593.0MHz)	Frequency Range	Below 1000 MHz
Environmental Conditions	24deg. C, 64%RH	Input Power	120Vac, 60Hz
Tested By	Match Tsui		

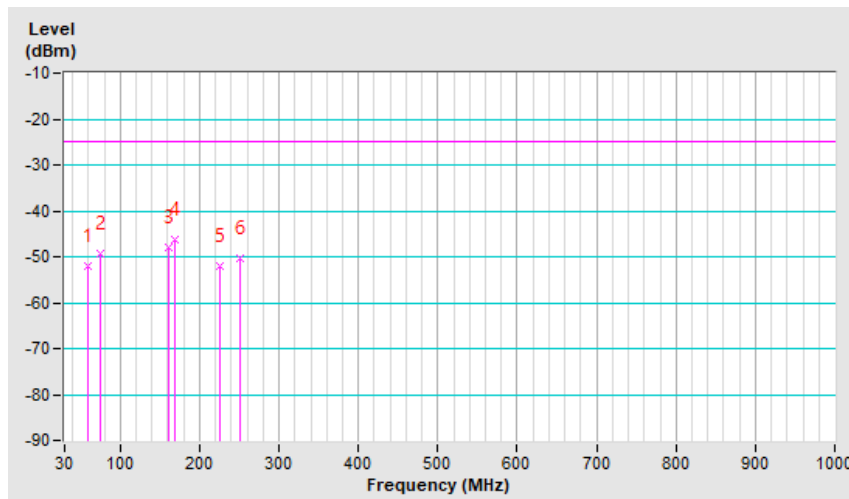
Antenna Polarity & Test Distance: Horizontal at 3 M

No.	Freq. (MHz)	Reading (dBm)	S.G Power Value (dBm)	Correction Factor (dB)	EIRP (dBm)	Limit (dBm)	Margin (dB)
1	47.46	-45.9	-44.6	-1.1	-45.7	-25.0	-20.7
2	79.47	-44.8	-48.3	-1.4	-49.7	-25.0	-24.7
3	157.07	-43.5	-46.5	-1.8	-48.3	-25.0	-23.3
4	161.92	-42.9	-46.5	-1.9	-48.4	-25.0	-23.4
5	224.00	-40.5	-46.6	-2.1	-48.7	-25.0	-23.7
6	243.40	-42.1	-47.0	-2.1	-49.1	-25.0	-24.1



Mode	TX channel 40620 (2593.0MHz)	Frequency Range	Below 1000 MHz
Environmental Conditions	24deg. C, 64%RH	Input Power	120Vac, 60Hz
Tested By	Match Tsui		

Antenna Polarity & Test Distance: Vertical at 3 M							
No.	Freq. (MHz)	Reading (dBm)	S.G Power Value (dBm)	Correction Factor (dB)	EIRP (dBm)	Limit (dBm)	Margin (dB)
1	59.10	-45.1	-50.7	-1.2	-51.9	-25.0	-26.9
2	74.62	-43.7	-47.9	-1.4	-49.3	-25.0	-24.3
3	160.95	-44.8	-45.9	-1.9	-47.8	-25.0	-22.8
4	169.68	-43.0	-44.2	-2.0	-46.2	-25.0	-21.2
5	224.97	-47.7	-49.8	-2.1	-51.9	-25.0	-26.9
6	250.19	-50.4	-48.2	-2.2	-50.4	-25.0	-25.4



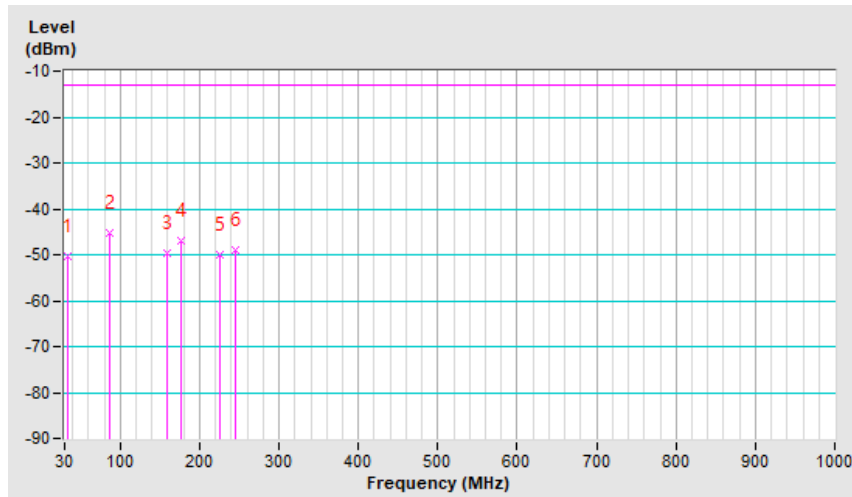


LTE Band 66, Channel Bandwidth: 20MHz

Mode	TX channel 132322 (1745.0MHz)	Frequency Range	Below 1000 MHz
Environmental Conditions	24deg. C, 64%RH	Input Power	120Vac, 60Hz
Tested By	Match Tsui		

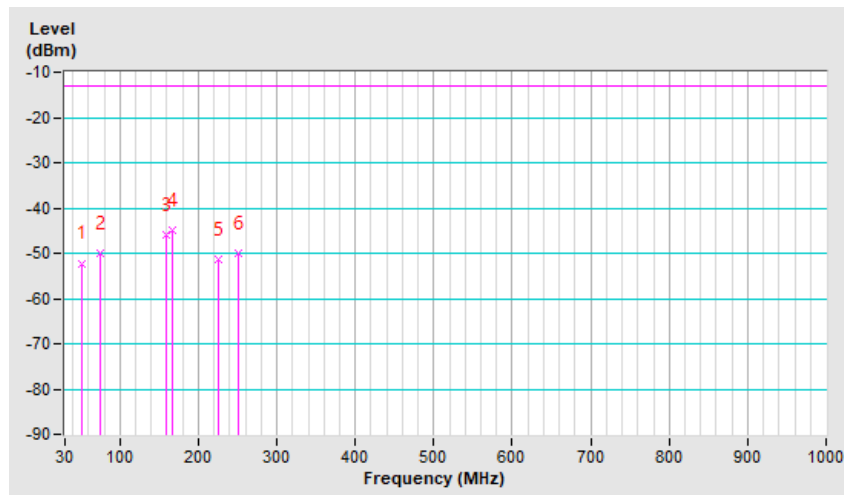
Antenna Polarity & Test Distance: Horizontal at 3 M

No.	Freq. (MHz)	Reading (dBm)	S.G Power Value (dBm)	Correction Factor (dB)	EIRP (dBm)	Limit (dBm)	Margin (dB)
1	34.85	-53.3	-49.3	-0.9	-50.2	-13.0	-37.2
2	86.26	-38.3	-43.6	-1.5	-45.1	-13.0	-32.1
3	159.98	-44.2	-47.6	-1.9	-49.5	-13.0	-36.5
4	176.47	-39.3	-45.1	-2.0	-47.1	-13.0	-34.1
5	224.97	-41.9	-47.8	-2.1	-49.9	-13.0	-36.9
6	244.37	-42.0	-46.9	-2.1	-49.0	-13.0	-36.0



Mode	TX channel 132322 (1745.0MHz)	Frequency Range	Below 1000 MHz
Environmental Conditions	24deg. C, 64%RH	Input Power	120Vac, 60Hz
Tested By	Match Tsui		

Antenna Polarity & Test Distance: Vertical at 3 M							
No.	Freq. (MHz)	Reading (dBm)	S.G Power Value (dBm)	Correction Factor (dB)	EIRP (dBm)	Limit (dBm)	Margin (dB)
1	52.31	-45.2	-51.1	-1.1	-52.2	-13.0	-39.2
2	75.59	-44.1	-48.5	-1.4	-49.9	-13.0	-36.9
3	159.98	-43.0	-44.1	-1.9	-46.0	-13.0	-33.0
4	167.74	-41.7	-42.9	-2.0	-44.9	-13.0	-31.9
5	225.94	-47.4	-49.3	-2.1	-51.4	-13.0	-38.4
6	250.19	-50.0	-47.8	-2.2	-50.0	-13.0	-37.0



Above 1GHz

n41, Channel Bandwidth: 20MHz

Mode	TX channel 501204 (2506.02MHz)	Frequency Range	1GHz ~ 27GHz
Environmental Conditions	22deg. C, 68%RH	Input Power	120Vac, 60Hz
Tested By	Greg Lin		

Antenna Polarity & Test Distance: Horizontal at 3 M

No.	Freq. (MHz)	Reading (dBm)	S.G Power Value (dBm)	Correction Factor (dB)	EIRP (dBm)	Limit (dBm)	Margin (dB)
1	5012.04	-58.6	-46.3	1.4	-44.9	-25.0	-19.9

Antenna Polarity & Test Distance: Vertical at 3 M

No.	Freq. (MHz)	Reading (dBm)	S.G Power Value (dBm)	Correction Factor (dB)	EIRP (dBm)	Limit (dBm)	Margin (dB)
1	5012.04	-56.2	-45.1	1.4	-43.7	-25.0	-18.7

Mode	TX channel 518598 (2592.99MHz)	Frequency Range	1GHz ~ 27GHz
Environmental Conditions	22deg. C, 68%RH	Input Power	120Vac, 60Hz
Tested By	Greg Lin		

Antenna Polarity & Test Distance: Horizontal at 3 M

No.	Freq. (MHz)	Reading (dBm)	S.G Power Value (dBm)	Correction Factor (dB)	EIRP (dBm)	Limit (dBm)	Margin (dB)
1	5185.98	-58.0	-46.3	1.4	-44.9	-25.0	-19.9

Antenna Polarity & Test Distance: Vertical at 3 M

No.	Freq. (MHz)	Reading (dBm)	S.G Power Value (dBm)	Correction Factor (dB)	EIRP (dBm)	Limit (dBm)	Margin (dB)
<b>1</b>	<b>5185.98</b>	<b>-55.7</b>	<b>-43.5</b>	<b>1.4</b>	<b>-42.1</b>	<b>-25.0</b>	<b>-17.1</b>

Mode	TX channel 535998 (2679.99MHz)	Frequency Range	1GHz ~ 27GHz
Environmental Conditions	22deg. C, 68%RH	Input Power	120Vac, 60Hz
Tested By	Greg Lin		

Antenna Polarity & Test Distance: Horizontal at 3 M

No.	Freq. (MHz)	Reading (dBm)	S.G Power Value (dBm)	Correction Factor (dB)	EIRP (dBm)	Limit (dBm)	Margin (dB)
1	5359.98	-58.5	-46.5	1.5	-45.0	-25.0	-20.0

Antenna Polarity & Test Distance: Vertical at 3 M

No.	Freq. (MHz)	Reading (dBm)	S.G Power Value (dBm)	Correction Factor (dB)	EIRP (dBm)	Limit (dBm)	Margin (dB)
1	5359.98	-55.8	-44.5	1.5	-43.0	-25.0	-18.0

n41, Channel Bandwidth: 40MHz

Mode	TX channel 503202 (2516.01MHz)	Frequency Range	1GHz ~ 27GHz
Environmental Conditions	22deg. C, 68%RH	Input Power	120Vac, 60Hz
Tested By	Greg Lin		

Antenna Polarity & Test Distance: Horizontal at 3 M

No.	Freq. (MHz)	Reading (dBm)	S.G Power Value (dBm)	Correction Factor (dB)	EIRP (dBm)	Limit (dBm)	Margin (dB)
1	5032.02	-59.0	-46.6	1.4	-45.2	-25.0	-20.2

Antenna Polarity & Test Distance: Vertical at 3 M

No.	Freq. (MHz)	Reading (dBm)	S.G Power Value (dBm)	Correction Factor (dB)	EIRP (dBm)	Limit (dBm)	Margin (dB)
1	5032.02	-56.5	-45.3	1.4	-43.9	-25.0	-18.9

Mode	TX channel 518598 (2592.99MHz)	Frequency Range	1GHz ~ 27GHz
Environmental Conditions	22deg. C, 68%RH	Input Power	120Vac, 60Hz
Tested By	Greg Lin		

Antenna Polarity & Test Distance: Horizontal at 3 M

No.	Freq. (MHz)	Reading (dBm)	S.G Power Value (dBm)	Correction Factor (dB)	EIRP (dBm)	Limit (dBm)	Margin (dB)
1	5185.98	-59.2	-47.5	1.4	-46.1	-25.0	-21.1

Antenna Polarity & Test Distance: Vertical at 3 M

No.	Freq. (MHz)	Reading (dBm)	S.G Power Value (dBm)	Correction Factor (dB)	EIRP (dBm)	Limit (dBm)	Margin (dB)
1	5185.98	-56.6	-44.4	1.4	-43.0	-25.0	-18.0

Mode	TX channel 534000 (2670.00MHz)	Frequency Range	1GHz ~ 27GHz
Environmental Conditions	22deg. C, 68%RH	Input Power	120Vac, 60Hz
Tested By	Greg Lin		

Antenna Polarity & Test Distance: Horizontal at 3 M

No.	Freq. (MHz)	Reading (dBm)	S.G Power Value (dBm)	Correction Factor (dB)	EIRP (dBm)	Limit (dBm)	Margin (dB)
1	5340.00	-59.1	-47.0	1.4	-45.6	-25.0	-20.6

Antenna Polarity & Test Distance: Vertical at 3 M

No.	Freq. (MHz)	Reading (dBm)	S.G Power Value (dBm)	Correction Factor (dB)	EIRP (dBm)	Limit (dBm)	Margin (dB)
1	5340.00	-56.7	-45.3	1.4	-43.9	-25.0	-18.9

n41, Channel Bandwidth: 50MHz

Mode	TX channel 504204 (2521.02MHz)	Frequency Range	1GHz ~ 27GHz
Environmental Conditions	22deg. C, 68%RH	Input Power	120Vac, 60Hz
Tested By	Greg Lin		

Antenna Polarity & Test Distance: Horizontal at 3 M

No.	Freq. (MHz)	Reading (dBm)	S.G Power Value (dBm)	Correction Factor (dB)	EIRP (dBm)	Limit (dBm)	Margin (dB)
1	5042.04	-59.8	-47.4	1.4	-46.0	-25.0	-21.0

Antenna Polarity & Test Distance: Vertical at 3 M

No.	Freq. (MHz)	Reading (dBm)	S.G Power Value (dBm)	Correction Factor (dB)	EIRP (dBm)	Limit (dBm)	Margin (dB)
1	5042.04	-56.9	-45.7	1.4	-44.3	-25.0	-19.3

Mode	TX channel 518598 (2592.99MHz)	Frequency Range	1GHz ~ 27GHz
Environmental Conditions	22deg. C, 68%RH	Input Power	120Vac, 60Hz
Tested By	Greg Lin		

Antenna Polarity & Test Distance: Horizontal at 3 M

No.	Freq. (MHz)	Reading (dBm)	S.G Power Value (dBm)	Correction Factor (dB)	EIRP (dBm)	Limit (dBm)	Margin (dB)
1	5185.98	-59.7	-48.0	1.4	-46.6	-25.0	-21.6

Antenna Polarity & Test Distance: Vertical at 3 M

No.	Freq. (MHz)	Reading (dBm)	S.G Power Value (dBm)	Correction Factor (dB)	EIRP (dBm)	Limit (dBm)	Margin (dB)
1	5185.98	-56.8	-44.6	1.4	-43.2	-25.0	-18.2

Mode	TX channel 532998 (2664.99MHz)	Frequency Range	1GHz ~ 27GHz
Environmental Conditions	22deg. C, 68%RH	Input Power	120Vac, 60Hz
Tested By	Greg Lin		

Antenna Polarity & Test Distance: Horizontal at 3 M

No.	Freq. (MHz)	Reading (dBm)	S.G Power Value (dBm)	Correction Factor (dB)	EIRP (dBm)	Limit (dBm)	Margin (dB)
1	5329.98	-59.9	-47.8	1.4	-46.4	-25.0	-21.4

Antenna Polarity & Test Distance: Vertical at 3 M

No.	Freq. (MHz)	Reading (dBm)	S.G Power Value (dBm)	Correction Factor (dB)	EIRP (dBm)	Limit (dBm)	Margin (dB)
1	5329.98	-57.0	-45.6	1.4	-44.2	-25.0	-19.2

n41, Channel Bandwidth: 60MHz

Mode	TX channel 505200 (2526.00MHz)	Frequency Range	1GHz ~ 27GHz
Environmental Conditions	22deg. C, 68%RH	Input Power	120Vac, 60Hz
Tested By	Greg Lin		

Antenna Polarity & Test Distance: Horizontal at 3 M

No.	Freq. (MHz)	Reading (dBm)	S.G Power Value (dBm)	Correction Factor (dB)	EIRP (dBm)	Limit (dBm)	Margin (dB)
1	5052.00	-60.0	-47.6	1.4	-46.2	-25.0	-21.2

Antenna Polarity & Test Distance: Vertical at 3 M

No.	Freq. (MHz)	Reading (dBm)	S.G Power Value (dBm)	Correction Factor (dB)	EIRP (dBm)	Limit (dBm)	Margin (dB)
1	5052.00	-57.1	-45.8	1.4	-44.4	-25.0	-19.4

Mode	TX channel 518598 (2592.99MHz)	Frequency Range	1GHz ~ 27GHz
Environmental Conditions	22deg. C, 68%RH	Input Power	120Vac, 60Hz
Tested By	Greg Lin		

Antenna Polarity & Test Distance: Horizontal at 3 M

No.	Freq. (MHz)	Reading (dBm)	S.G Power Value (dBm)	Correction Factor (dB)	EIRP (dBm)	Limit (dBm)	Margin (dB)
1	5185.98	-59.8	-48.1	1.4	-46.7	-25.0	-21.7

Antenna Polarity & Test Distance: Vertical at 3 M

No.	Freq. (MHz)	Reading (dBm)	S.G Power Value (dBm)	Correction Factor (dB)	EIRP (dBm)	Limit (dBm)	Margin (dB)
1	5185.98	-57.2	-45.0	1.4	-43.6	-25.0	-18.6

Mode	TX channel 531996 (2659.98MHz)	Frequency Range	1GHz ~ 27GHz
Environmental Conditions	22deg. C, 68%RH	Input Power	120Vac, 60Hz
Tested By	Greg Lin		

Antenna Polarity & Test Distance: Horizontal at 3 M

No.	Freq. (MHz)	Reading (dBm)	S.G Power Value (dBm)	Correction Factor (dB)	EIRP (dBm)	Limit (dBm)	Margin (dB)
1	5319.96	-59.6	-47.5	1.4	-46.1	-25.0	-21.1

Antenna Polarity & Test Distance: Vertical at 3 M

No.	Freq. (MHz)	Reading (dBm)	S.G Power Value (dBm)	Correction Factor (dB)	EIRP (dBm)	Limit (dBm)	Margin (dB)
1	5319.96	-57.1	-45.7	1.4	-44.3	-25.0	-19.3

n41, Channel Bandwidth: 80MHz

Mode	TX channel 507204 (2536.02MHz)	Frequency Range	1GHz ~ 27GHz
Environmental Conditions	22deg. C, 68%RH	Input Power	120Vac, 60Hz
Tested By	Greg Lin		

Antenna Polarity & Test Distance: Horizontal at 3 M

No.	Freq. (MHz)	Reading (dBm)	S.G Power Value (dBm)	Correction Factor (dB)	EIRP (dBm)	Limit (dBm)	Margin (dB)
1	5072.04	-60.1	-47.6	1.4	-46.2	-25.0	-21.2

Antenna Polarity & Test Distance: Vertical at 3 M

No.	Freq. (MHz)	Reading (dBm)	S.G Power Value (dBm)	Correction Factor (dB)	EIRP (dBm)	Limit (dBm)	Margin (dB)
1	5072.04	-57.4	-46.0	1.4	-44.6	-25.0	-19.6

Mode	TX channel 518598 (2592.99MHz)	Frequency Range	1GHz ~ 27GHz
Environmental Conditions	22deg. C, 68%RH	Input Power	120Vac, 60Hz
Tested By	Greg Lin		

Antenna Polarity & Test Distance: Horizontal at 3 M

No.	Freq. (MHz)	Reading (dBm)	S.G Power Value (dBm)	Correction Factor (dB)	EIRP (dBm)	Limit (dBm)	Margin (dB)
1	5185.98	-60.2	-48.5	1.4	-47.1	-25.0	-22.1

Antenna Polarity & Test Distance: Vertical at 3 M

No.	Freq. (MHz)	Reading (dBm)	S.G Power Value (dBm)	Correction Factor (dB)	EIRP (dBm)	Limit (dBm)	Margin (dB)
1	5185.98	-57.3	-45.1	1.4	-43.7	-25.0	-18.7

Mode	TX channel 529998 (2649.99MHz)	Frequency Range	1GHz ~ 27GHz
Environmental Conditions	22deg. C, 68%RH	Input Power	120Vac, 60Hz
Tested By	Greg Lin		

Antenna Polarity & Test Distance: Horizontal at 3 M

No.	Freq. (MHz)	Reading (dBm)	S.G Power Value (dBm)	Correction Factor (dB)	EIRP (dBm)	Limit (dBm)	Margin (dB)
1	5299.98	-59.9	-47.9	1.4	-46.5	-25.0	-21.5

Antenna Polarity & Test Distance: Vertical at 3 M

No.	Freq. (MHz)	Reading (dBm)	S.G Power Value (dBm)	Correction Factor (dB)	EIRP (dBm)	Limit (dBm)	Margin (dB)
1	5299.98	-57.2	-45.8	1.4	-44.4	-25.0	-19.4

n41, Channel Bandwidth: 90MHz

Mode	TX channel 508200 (2541.00MHz)	Frequency Range	1GHz ~ 27GHz
Environmental Conditions	22deg. C, 68%RH	Input Power	120Vac, 60Hz
Tested By	Greg Lin		

Antenna Polarity & Test Distance: Horizontal at 3 M

No.	Freq. (MHz)	Reading (dBm)	S.G Power Value (dBm)	Correction Factor (dB)	EIRP (dBm)	Limit (dBm)	Margin (dB)
1	5082.00	-60.4	-47.9	1.4	-46.5	-25.0	-21.5

Antenna Polarity & Test Distance: Vertical at 3 M

No.	Freq. (MHz)	Reading (dBm)	S.G Power Value (dBm)	Correction Factor (dB)	EIRP (dBm)	Limit (dBm)	Margin (dB)
1	5082.00	-57.4	-45.9	1.4	-44.5	-25.0	-19.5

Mode	TX channel 518598 (2592.99MHz)	Frequency Range	1GHz ~ 27GHz
Environmental Conditions	22deg. C, 68%RH	Input Power	120Vac, 60Hz
Tested By	Greg Lin		

Antenna Polarity & Test Distance: Horizontal at 3 M

No.	Freq. (MHz)	Reading (dBm)	S.G Power Value (dBm)	Correction Factor (dB)	EIRP (dBm)	Limit (dBm)	Margin (dB)
1	5185.98	-60.6	-48.9	1.4	-47.5	-25.0	-22.5

Antenna Polarity & Test Distance: Vertical at 3 M

No.	Freq. (MHz)	Reading (dBm)	S.G Power Value (dBm)	Correction Factor (dB)	EIRP (dBm)	Limit (dBm)	Margin (dB)
1	5185.98	-57.8	-45.6	1.4	-44.2	-25.0	-19.2

Mode	TX channel 528996 (2644.98MHz)	Frequency Range	1GHz ~ 27GHz
Environmental Conditions	22deg. C, 68%RH	Input Power	120Vac, 60Hz
Tested By	Greg Lin		

Antenna Polarity & Test Distance: Horizontal at 3 M

No.	Freq. (MHz)	Reading (dBm)	S.G Power Value (dBm)	Correction Factor (dB)	EIRP (dBm)	Limit (dBm)	Margin (dB)
1	5289.96	-60.7	-48.7	1.4	-47.3	-25.0	-22.3

Antenna Polarity & Test Distance: Vertical at 3 M

No.	Freq. (MHz)	Reading (dBm)	S.G Power Value (dBm)	Correction Factor (dB)	EIRP (dBm)	Limit (dBm)	Margin (dB)
1	5289.96	-57.6	-46.2	1.4	-44.8	-25.0	-19.8



n41, Channel Bandwidth: 100MHz

Mode	TX channel 509202 (2546.01MHz)	Frequency Range	1GHz ~ 27GHz
Environmental Conditions	22deg. C, 68%RH	Input Power	120Vac, 60Hz
Tested By	Greg Lin		

Antenna Polarity & Test Distance: Horizontal at 3 M

No.	Freq. (MHz)	Reading (dBm)	S.G Power Value (dBm)	Correction Factor (dB)	EIRP (dBm)	Limit (dBm)	Margin (dB)
1	5092.02	-60.5	-48.0	1.4	-46.6	-25.0	-21.6

Antenna Polarity & Test Distance: Vertical at 3 M

No.	Freq. (MHz)	Reading (dBm)	S.G Power Value (dBm)	Correction Factor (dB)	EIRP (dBm)	Limit (dBm)	Margin (dB)
1	5092.02	-57.9	-46.3	1.4	-44.9	-25.0	-19.9

Mode	TX channel 518598 (2592.99MHz)	Frequency Range	1GHz ~ 27GHz
Environmental Conditions	22deg. C, 68%RH	Input Power	120Vac, 60Hz
Tested By	Greg Lin		

Antenna Polarity & Test Distance: Horizontal at 3 M

No.	Freq. (MHz)	Reading (dBm)	S.G Power Value (dBm)	Correction Factor (dB)	EIRP (dBm)	Limit (dBm)	Margin (dB)
1	5185.98	-60.8	-49.1	1.4	-47.7	-25.0	-22.7

Antenna Polarity & Test Distance: Vertical at 3 M

No.	Freq. (MHz)	Reading (dBm)	S.G Power Value (dBm)	Correction Factor (dB)	EIRP (dBm)	Limit (dBm)	Margin (dB)
1	5185.98	-57.7	-45.5	1.4	-44.1	-25.0	-19.1

Mode	TX channel 528000 (2640.00MHz)	Frequency Range	1GHz ~ 27GHz
Environmental Conditions	22deg. C, 68%RH	Input Power	120Vac, 60Hz
Tested By	Greg Lin		

Antenna Polarity & Test Distance: Horizontal at 3 M

No.	Freq. (MHz)	Reading (dBm)	S.G Power Value (dBm)	Correction Factor (dB)	EIRP (dBm)	Limit (dBm)	Margin (dB)
1	5280.00	-60.9	-49.1	1.5	-47.6	-25.0	-22.6

Antenna Polarity & Test Distance: Vertical at 3 M

No.	Freq. (MHz)	Reading (dBm)	S.G Power Value (dBm)	Correction Factor (dB)	EIRP (dBm)	Limit (dBm)	Margin (dB)
1	5280.00	-57.9	-46.5	1.5	-45.0	-25.0	-20.0

LTE Band 2, Channel Bandwidth: 1.4MHz

Mode	TX channel 18607 (1850.70MHz)	Frequency Range	1GHz ~ 20GHz
Environmental Conditions	22deg. C, 68%RH	Input Power	120Vac, 60Hz
Tested By	Greg Lin		

Antenna Polarity & Test Distance: Horizontal at 3 M

No.	Freq. (MHz)	Reading (dBm)	S.G Power Value (dBm)	Correction Factor (dB)	EIRP (dBm)	Limit (dBm)	Margin (dB)
1	3701.40	-62.8	-54.3	1.4	-52.9	-13.0	-39.9

Antenna Polarity & Test Distance: Vertical at 3 M

No.	Freq. (MHz)	Reading (dBm)	S.G Power Value (dBm)	Correction Factor (dB)	EIRP (dBm)	Limit (dBm)	Margin (dB)
1	3701.40	-60.6	-52.4	1.4	-51.0	-13.0	-38.0

Mode	TX channel 18900 (1880.00MHz)	Frequency Range	1GHz ~ 20GHz
Environmental Conditions	22deg. C, 68%RH	Input Power	120Vac, 60Hz
Tested By	Greg Lin		

Antenna Polarity & Test Distance: Horizontal at 3 M

No.	Freq. (MHz)	Reading (dBm)	S.G Power Value (dBm)	Correction Factor (dB)	EIRP (dBm)	Limit (dBm)	Margin (dB)
1	3760.00	-62.5	-54.0	1.3	-52.7	-13.0	-39.7

Antenna Polarity & Test Distance: Vertical at 3 M

No.	Freq. (MHz)	Reading (dBm)	S.G Power Value (dBm)	Correction Factor (dB)	EIRP (dBm)	Limit (dBm)	Margin (dB)
1	3760.00	-60.3	-52.0	1.3	-50.7	-13.0	-37.7

Mode	TX channel 19193 (1909.30MHz)	Frequency Range	1GHz ~ 20GHz
Environmental Conditions	22deg. C, 68%RH	Input Power	120Vac, 60Hz
Tested By	Greg Lin		

Antenna Polarity & Test Distance: Horizontal at 3 M

No.	Freq. (MHz)	Reading (dBm)	S.G Power Value (dBm)	Correction Factor (dB)	EIRP (dBm)	Limit (dBm)	Margin (dB)
1	3818.60	-61.7	-53.4	1.4	-52.0	-13.0	-39.0

Antenna Polarity & Test Distance: Vertical at 3 M

No.	Freq. (MHz)	Reading (dBm)	S.G Power Value (dBm)	Correction Factor (dB)	EIRP (dBm)	Limit (dBm)	Margin (dB)
1	3818.60	-60.5	-52.3	1.4	-50.9	-13.0	-37.9

## LTE Band 2, Channel Bandwidth 5MHz

Mode	TX channel 18625 (1852.50MHz)	Frequency Range	1GHz ~ 20GHz
Environmental Conditions	22deg. C, 68%RH	Input Power	120Vac, 60Hz
Tested By	Greg Lin		

## Antenna Polarity &amp; Test Distance: Horizontal at 3 M

No.	Freq. (MHz)	Reading (dBm)	S.G Power Value (dBm)	Correction Factor (dB)	EIRP (dBm)	Limit (dBm)	Margin (dB)
1	3705.00	-62.4	-53.9	1.4	-52.5	-13.0	-39.5

## Antenna Polarity &amp; Test Distance: Vertical at 3 M

No.	Freq. (MHz)	Reading (dBm)	S.G Power Value (dBm)	Correction Factor (dB)	EIRP (dBm)	Limit (dBm)	Margin (dB)
1	3705.00	-61.3	-53.1	1.4	-51.7	-13.0	-38.7

Mode	TX channel 18900 (1880.00MHz)	Frequency Range	1GHz ~ 20GHz
Environmental Conditions	22deg. C, 68%RH	Input Power	120Vac, 60Hz
Tested By	Greg Lin		

## Antenna Polarity &amp; Test Distance: Horizontal at 3 M

No.	Freq. (MHz)	Reading (dBm)	S.G Power Value (dBm)	Correction Factor (dB)	EIRP (dBm)	Limit (dBm)	Margin (dB)
1	3760.00	-62.0	-53.5	1.3	-52.2	-13.0	-39.2

## Antenna Polarity &amp; Test Distance: Vertical at 3 M

No.	Freq. (MHz)	Reading (dBm)	S.G Power Value (dBm)	Correction Factor (dB)	EIRP (dBm)	Limit (dBm)	Margin (dB)
1	3760.00	-60.2	-51.9	1.3	-50.6	-13.0	-37.6

Mode	TX channel 19175 (1907.50MHz)	Frequency Range	1GHz ~ 20GHz
Environmental Conditions	22deg. C, 68%RH	Input Power	120Vac, 60Hz
Tested By	Greg Lin		

## Antenna Polarity &amp; Test Distance: Horizontal at 3 M

No.	Freq. (MHz)	Reading (dBm)	S.G Power Value (dBm)	Correction Factor (dB)	EIRP (dBm)	Limit (dBm)	Margin (dB)
1	3815.00	-63.6	-55.3	1.4	-53.9	-13.0	-40.9

## Antenna Polarity &amp; Test Distance: Vertical at 3 M

No.	Freq. (MHz)	Reading (dBm)	S.G Power Value (dBm)	Correction Factor (dB)	EIRP (dBm)	Limit (dBm)	Margin (dB)
1	3815.00	-60.3	-52.1	1.4	-50.7	-13.0	-37.7

## LTE Band 2, Channel Bandwidth 20MHz

Mode	TX channel 18700 (1860.00MHz)	Frequency Range	1GHz ~ 20GHz
Environmental Conditions	22deg. C, 68%RH	Input Power	120Vac, 60Hz
Tested By	Greg Lin		

## Antenna Polarity &amp; Test Distance: Horizontal at 3 M

No.	Freq. (MHz)	Reading (dBm)	S.G Power Value (dBm)	Correction Factor (dB)	EIRP (dBm)	Limit (dBm)	Margin (dB)
1	3720.00	-62.3	-53.8	1.4	-52.4	-13.0	-39.4

## Antenna Polarity &amp; Test Distance: Vertical at 3 M

No.	Freq. (MHz)	Reading (dBm)	S.G Power Value (dBm)	Correction Factor (dB)	EIRP (dBm)	Limit (dBm)	Margin (dB)
1	3720.00	-60.3	-52.1	1.4	-50.7	-13.0	-37.7

Mode	TX channel 18900 (1880.00MHz)	Frequency Range	1GHz ~ 20GHz
Environmental Conditions	22deg. C, 68%RH	Input Power	120Vac, 60Hz
Tested By	Greg Lin		

## Antenna Polarity &amp; Test Distance: Horizontal at 3 M

No.	Freq. (MHz)	Reading (dBm)	S.G Power Value (dBm)	Correction Factor (dB)	EIRP (dBm)	Limit (dBm)	Margin (dB)
1	3760.00	-61.7	-53.2	1.3	-51.9	-13.0	-38.9

## Antenna Polarity &amp; Test Distance: Vertical at 3 M

No.	Freq. (MHz)	Reading (dBm)	S.G Power Value (dBm)	Correction Factor (dB)	EIRP (dBm)	Limit (dBm)	Margin (dB)
1	3760.00	-59.8	-51.5	1.3	-50.2	-13.0	-37.2

Mode	TX channel 19100 (1900.00MHz)	Frequency Range	1GHz ~ 20GHz
Environmental Conditions	22deg. C, 68%RH	Input Power	120Vac, 60Hz
Tested By	Greg Lin		

## Antenna Polarity &amp; Test Distance: Horizontal at 3 M

No.	Freq. (MHz)	Reading (dBm)	S.G Power Value (dBm)	Correction Factor (dB)	EIRP (dBm)	Limit (dBm)	Margin (dB)
1	3800.00	-61.8	-53.4	1.3	-52.1	-13.0	-39.1

## Antenna Polarity &amp; Test Distance: Vertical at 3 M

No.	Freq. (MHz)	Reading (dBm)	S.G Power Value (dBm)	Correction Factor (dB)	EIRP (dBm)	Limit (dBm)	Margin (dB)
1	3800.00	-59.5	-51.3	1.3	-50.0	-13.0	-37.0

## LTE Band 25, Channel Bandwidth 1.4MHz

Mode	TX channel 26047 (1850.7MHz)	Frequency Range	1GHz ~ 20GHz
Environmental Conditions	22deg. C, 68%RH	Input Power	120Vac, 60Hz
Tested By	Greg Lin		

## Antenna Polarity &amp; Test Distance: Horizontal at 3 M

No.	Freq. (MHz)	Reading (dBm)	S.G Power Value (dBm)	Correction Factor (dB)	EIRP (dBm)	Limit (dBm)	Margin (dB)
1	3701.40	-61.8	-53.3	1.4	-51.9	-13.0	-38.9

## Antenna Polarity &amp; Test Distance: Vertical at 3 M

No.	Freq. (MHz)	Reading (dBm)	S.G Power Value (dBm)	Correction Factor (dB)	EIRP (dBm)	Limit (dBm)	Margin (dB)
1	3701.40	-60.5	-52.3	1.4	-50.9	-13.0	-37.9

Mode	TX channel 26365 (1882.5MHz)	Frequency Range	1GHz ~ 20GHz
Environmental Conditions	22deg. C, 68%RH	Input Power	120Vac, 60Hz
Tested By	Greg Lin		

## Antenna Polarity &amp; Test Distance: Horizontal at 3 M

No.	Freq. (MHz)	Reading (dBm)	S.G Power Value (dBm)	Correction Factor (dB)	EIRP (dBm)	Limit (dBm)	Margin (dB)
1	3765.00	-61.6	-53.1	1.3	-51.8	-13.0	-38.8

## Antenna Polarity &amp; Test Distance: Vertical at 3 M

No.	Freq. (MHz)	Reading (dBm)	S.G Power Value (dBm)	Correction Factor (dB)	EIRP (dBm)	Limit (dBm)	Margin (dB)
1	3765.00	-60.3	-52.0	1.3	-50.7	-13.0	-37.7

Mode	TX channel 26683 (1914.3MHz)	Frequency Range	1GHz ~ 20GHz
Environmental Conditions	22deg. C, 68%RH	Input Power	120Vac, 60Hz
Tested By	Greg Lin		

## Antenna Polarity &amp; Test Distance: Horizontal at 3 M

No.	Freq. (MHz)	Reading (dBm)	S.G Power Value (dBm)	Correction Factor (dB)	EIRP (dBm)	Limit (dBm)	Margin (dB)
1	3828.60	-61.2	-52.9	1.4	-51.5	-13.0	-38.5

## Antenna Polarity &amp; Test Distance: Vertical at 3 M

No.	Freq. (MHz)	Reading (dBm)	S.G Power Value (dBm)	Correction Factor (dB)	EIRP (dBm)	Limit (dBm)	Margin (dB)
1	3828.60	-60.2	-51.9	1.4	-50.5	-13.0	-37.5

LTE Band 25, Channel Bandwidth 5MHz

Mode	TX channel 26065 (1852.5MHz)	Frequency Range	1GHz ~ 20GHz
Environmental Conditions	22deg. C, 68%RH	Input Power	120Vac, 60Hz
Tested By	Greg Lin		

Antenna Polarity & Test Distance: Horizontal at 3 M

No.	Freq. (MHz)	Reading (dBm)	S.G Power Value (dBm)	Correction Factor (dB)	EIRP (dBm)	Limit (dBm)	Margin (dB)
1	3705.00	-61.2	-52.7	1.4	-51.3	-13.0	-38.3

Antenna Polarity & Test Distance: Vertical at 3 M

No.	Freq. (MHz)	Reading (dBm)	S.G Power Value (dBm)	Correction Factor (dB)	EIRP (dBm)	Limit (dBm)	Margin (dB)
1	3705.00	-59.7	-51.5	1.4	-50.1	-13.0	-37.1

Mode	TX channel 26365 (1882.5MHz)	Frequency Range	1GHz ~ 20GHz
Environmental Conditions	22deg. C, 68%RH	Input Power	120Vac, 60Hz
Tested By	Greg Lin		

Antenna Polarity & Test Distance: Horizontal at 3 M

No.	Freq. (MHz)	Reading (dBm)	S.G Power Value (dBm)	Correction Factor (dB)	EIRP (dBm)	Limit (dBm)	Margin (dB)
1	3765.00	-60.8	-52.3	1.3	-51.0	-13.0	-38.0

Antenna Polarity & Test Distance: Vertical at 3 M

No.	Freq. (MHz)	Reading (dBm)	S.G Power Value (dBm)	Correction Factor (dB)	EIRP (dBm)	Limit (dBm)	Margin (dB)
1	3765.00	-59.5	-51.2	1.3	-49.9	-13.0	-36.9

Mode	TX channel 26665 (1912.5MHz)	Frequency Range	1GHz ~ 20GHz
Environmental Conditions	22deg. C, 68%RH	Input Power	120Vac, 60Hz
Tested By	Greg Lin		

Antenna Polarity & Test Distance: Horizontal at 3 M

No.	Freq. (MHz)	Reading (dBm)	S.G Power Value (dBm)	Correction Factor (dB)	EIRP (dBm)	Limit (dBm)	Margin (dB)
1	3825.00	-60.6	-52.3	1.4	-50.9	-13.0	-37.9

Antenna Polarity & Test Distance: Vertical at 3 M

No.	Freq. (MHz)	Reading (dBm)	S.G Power Value (dBm)	Correction Factor (dB)	EIRP (dBm)	Limit (dBm)	Margin (dB)
1	3825.00	-59.3	-51.1	1.4	-49.7	-13.0	-36.7

## LTE Band 25, Channel Bandwidth 20MHz

Mode	TX channel 26140 (1860.0MHz)	Frequency Range	1GHz ~ 20GHz
Environmental Conditions	22deg. C, 68%RH	Input Power	120Vac, 60Hz
Tested By	Greg Lin		

## Antenna Polarity &amp; Test Distance: Horizontal at 3 M

No.	Freq. (MHz)	Reading (dBm)	S.G Power Value (dBm)	Correction Factor (dB)	EIRP (dBm)	Limit (dBm)	Margin (dB)
1	3720.00	-60.7	-52.2	1.4	-50.8	-13.0	-37.8

## Antenna Polarity &amp; Test Distance: Vertical at 3 M

No.	Freq. (MHz)	Reading (dBm)	S.G Power Value (dBm)	Correction Factor (dB)	EIRP (dBm)	Limit (dBm)	Margin (dB)
1	3720.00	-59.2	-51.0	1.4	-49.6	-13.0	-36.6

Mode	TX channel 26365 (1882.5MHz)	Frequency Range	1GHz ~ 20GHz
Environmental Conditions	22deg. C, 68%RH	Input Power	120Vac, 60Hz
Tested By	Greg Lin		

## Antenna Polarity &amp; Test Distance: Horizontal at 3 M

No.	Freq. (MHz)	Reading (dBm)	S.G Power Value (dBm)	Correction Factor (dB)	EIRP (dBm)	Limit (dBm)	Margin (dB)
1	3765.00	-60.5	-52.0	1.3	-50.7	-13.0	-37.7

## Antenna Polarity &amp; Test Distance: Vertical at 3 M

No.	Freq. (MHz)	Reading (dBm)	S.G Power Value (dBm)	Correction Factor (dB)	EIRP (dBm)	Limit (dBm)	Margin (dB)
1	3765.00	-59.0	-50.7	1.3	-49.4	-13.0	-36.4

Mode	TX channel 26590 (1905.0MHz)	Frequency Range	1GHz ~ 20GHz
Environmental Conditions	22deg. C, 68%RH	Input Power	120Vac, 60Hz
Tested By	Greg Lin		

## Antenna Polarity &amp; Test Distance: Horizontal at 3 M

No.	Freq. (MHz)	Reading (dBm)	S.G Power Value (dBm)	Correction Factor (dB)	EIRP (dBm)	Limit (dBm)	Margin (dB)
1	3810.00	-60.7	-52.3	1.3	-51.0	-13.0	-38.0

## Antenna Polarity &amp; Test Distance: Vertical at 3 M

No.	Freq. (MHz)	Reading (dBm)	S.G Power Value (dBm)	Correction Factor (dB)	EIRP (dBm)	Limit (dBm)	Margin (dB)
1	3810.00	-58.9	-50.6	1.3	-49.3	-13.0	-36.3

## LTE Band 26 (Part 22), Channel Bandwidth 1.4MHz

Mode	TX channel 26797 (824.7MHz)	Frequency Range	1GHz ~ 10GHz
Environmental Conditions	22deg. C, 68%RH	Input Power	120Vac, 60Hz
Tested By	Greg Lin		

## Antenna Polarity &amp; Test Distance: Horizontal at 3 M

No.	Freq. (MHz)	Reading (dBm)	S.G Power Value (dBm)	Correction Factor (dB)	ERP (dBm)	Limit (dBm)	Margin (dB)
1	1649.40	-62.6	-54.9	0.9	-54.0	-13.0	-41.0

## Antenna Polarity &amp; Test Distance: Vertical at 3 M

No.	Freq. (MHz)	Reading (dBm)	S.G Power Value (dBm)	Correction Factor (dB)	ERP (dBm)	Limit (dBm)	Margin (dB)
1	1649.40	-60.8	-53.5	0.9	-52.6	-13.0	-39.6

Mode	TX channel 26915 (836.5MHz)	Frequency Range	1GHz ~ 10GHz
Environmental Conditions	22deg. C, 68%RH	Input Power	120Vac, 60Hz
Tested By	Greg Lin		

## Antenna Polarity &amp; Test Distance: Horizontal at 3 M

No.	Freq. (MHz)	Reading (dBm)	S.G Power Value (dBm)	Correction Factor (dB)	ERP (dBm)	Limit (dBm)	Margin (dB)
1	1673.00	-62.5	-54.9	0.8	-54.1	-13.0	-41.1

## Antenna Polarity &amp; Test Distance: Vertical at 3 M

No.	Freq. (MHz)	Reading (dBm)	S.G Power Value (dBm)	Correction Factor (dB)	ERP (dBm)	Limit (dBm)	Margin (dB)
1	1673.00	-61.2	-53.9	0.8	-53.1	-13.0	-40.1

Mode	TX channel 27033 (848.3MHz)	Frequency Range	1GHz ~ 10GHz
Environmental Conditions	22deg. C, 68%RH	Input Power	120Vac, 60Hz
Tested By	Greg Lin		

## Antenna Polarity &amp; Test Distance: Horizontal at 3 M

No.	Freq. (MHz)	Reading (dBm)	S.G Power Value (dBm)	Correction Factor (dB)	ERP (dBm)	Limit (dBm)	Margin (dB)
1	1696.60	-62.4	-54.8	0.7	-54.1	-13.0	-41.1

## Antenna Polarity &amp; Test Distance: Vertical at 3 M

No.	Freq. (MHz)	Reading (dBm)	S.G Power Value (dBm)	Correction Factor (dB)	ERP (dBm)	Limit (dBm)	Margin (dB)
1	1696.60	-60.5	-53.2	0.7	-52.5	-13.0	-39.5

## Remarks:

- ERP (dBm) = S.G Value (dBm) + Correction Factor (dB).
- Correction Factor (dB) = Substitution Antenna Gain (dB) - Cable Loss (dB) + 2.15dB.



LTE Band 26 (Part 22), Channel Bandwidth 5MHz

Mode	TX channel 26815 (826.5MHz)	Frequency Range	1GHz ~ 10GHz
Environmental Conditions	22deg. C, 68%RH	Input Power	120Vac, 60Hz
Tested By	Greg Lin		

Antenna Polarity & Test Distance: Horizontal at 3 M

No.	Freq. (MHz)	Reading (dBm)	S.G Power Value (dBm)	Correction Factor (dB)	ERP (dBm)	Limit (dBm)	Margin (dB)
1	1653.00	-62.9	-55.1	0.9	-54.2	-13.0	-41.2

Antenna Polarity & Test Distance: Vertical at 3 M

No.	Freq. (MHz)	Reading (dBm)	S.G Power Value (dBm)	Correction Factor (dB)	ERP (dBm)	Limit (dBm)	Margin (dB)
1	1653.00	-60.6	-53.4	0.9	-52.5	-13.0	-39.5

Mode	TX channel 26915 (836.5MHz)	Frequency Range	1GHz ~ 10GHz
Environmental Conditions	22deg. C, 68%RH	Input Power	120Vac, 60Hz
Tested By	Greg Lin		

Antenna Polarity & Test Distance: Horizontal at 3 M

No.	Freq. (MHz)	Reading (dBm)	S.G Power Value (dBm)	Correction Factor (dB)	ERP (dBm)	Limit (dBm)	Margin (dB)
1	1673.00	-62.2	-54.5	0.8	-53.7	-13.0	-40.7

Antenna Polarity & Test Distance: Vertical at 3 M

No.	Freq. (MHz)	Reading (dBm)	S.G Power Value (dBm)	Correction Factor (dB)	ERP (dBm)	Limit (dBm)	Margin (dB)
1	1673.00	-60.5	-53.2	0.8	-52.4	-13.0	-39.4

Mode	TX channel 27015 (846.5MHz)	Frequency Range	1GHz ~ 10GHz
Environmental Conditions	22deg. C, 68%RH	Input Power	120Vac, 60Hz
Tested By	Greg Lin		

Antenna Polarity & Test Distance: Horizontal at 3 M

No.	Freq. (MHz)	Reading (dBm)	S.G Power Value (dBm)	Correction Factor (dB)	ERP (dBm)	Limit (dBm)	Margin (dB)
1	1693.00	-63.2	-55.7	0.7	-55.0	-13.0	-42.0

Antenna Polarity & Test Distance: Vertical at 3 M

No.	Freq. (MHz)	Reading (dBm)	S.G Power Value (dBm)	Correction Factor (dB)	ERP (dBm)	Limit (dBm)	Margin (dB)
1	1693.00	-61.1	-53.8	0.7	-53.1	-13.0	-40.1

Remarks:

1. ERP (dBm) = S.G Value (dBm) + Correction Factor (dB).
2. Correction Factor (dB) = Substitution Antenna Gain (dB) - Cable Loss (dB) + 2.15dB.

## LTE Band 26 (Part 22), Channel Bandwidth 15MHz

Mode	TX channel 26865 (831.5MHz)	Frequency Range	1GHz ~ 10GHz
Environmental Conditions	22deg. C, 68%RH	Input Power	120Vac, 60Hz
Tested By	Greg Lin		

## Antenna Polarity &amp; Test Distance: Horizontal at 3 M

No.	Freq. (MHz)	Reading (dBm)	S.G Power Value (dBm)	Correction Factor (dB)	ERP (dBm)	Limit (dBm)	Margin (dB)
1	1663.00	-62.4	-54.8	0.9	-53.9	-13.0	-40.9

## Antenna Polarity &amp; Test Distance: Vertical at 3 M

No.	Freq. (MHz)	Reading (dBm)	S.G Power Value (dBm)	Correction Factor (dB)	ERP (dBm)	Limit (dBm)	Margin (dB)
1	1663.00	-60.4	-53.2	0.9	-52.3	-13.0	-39.3

Mode	TX channel 26915 (836.5MHz)	Frequency Range	1GHz ~ 10GHz
Environmental Conditions	22deg. C, 68%RH	Input Power	120Vac, 60Hz
Tested By	Greg Lin		

## Antenna Polarity &amp; Test Distance: Horizontal at 3 M

No.	Freq. (MHz)	Reading (dBm)	S.G Power Value (dBm)	Correction Factor (dB)	ERP (dBm)	Limit (dBm)	Margin (dB)
1	1673.00	-62.2	-54.5	0.8	-53.7	-13.0	-40.7

## Antenna Polarity &amp; Test Distance: Vertical at 3 M

No.	Freq. (MHz)	Reading (dBm)	S.G Power Value (dBm)	Correction Factor (dB)	ERP (dBm)	Limit (dBm)	Margin (dB)
1	1673.00	-60.4	-53.0	0.8	-52.2	-13.0	-39.2

Mode	TX channel 26965 (841.5MHz)	Frequency Range	1GHz ~ 10GHz
Environmental Conditions	22deg. C, 68%RH	Input Power	120Vac, 60Hz
Tested By	Greg Lin		

## Antenna Polarity &amp; Test Distance: Horizontal at 3 M

No.	Freq. (MHz)	Reading (dBm)	S.G Power Value (dBm)	Correction Factor (dB)	ERP (dBm)	Limit (dBm)	Margin (dB)
1	1683.00	-62.4	-54.8	0.8	-54.0	-13.0	-41.0

## Antenna Polarity &amp; Test Distance: Vertical at 3 M

No.	Freq. (MHz)	Reading (dBm)	S.G Power Value (dBm)	Correction Factor (dB)	ERP (dBm)	Limit (dBm)	Margin (dB)
1	1683.00	-60.0	-52.7	0.8	-51.9	-13.0	-38.9

## Remarks:

- ERP (dBm) = S.G Value (dBm) + Correction Factor (dB).
- Correction Factor (dB) = Substitution Antenna Gain (dB) - Cable Loss (dB) + 2.15dB.

## LTE Band 26 (Part 90), Channel Bandwidth 1.4MHz

Mode	TX channel 26697 (814.7MHz)	Frequency Range	1 ~ 10GHz
Environmental Conditions	22deg. C, 68%RH	Input Power	120Vac, 60Hz
Tested By	Greg Lin		

## Antenna Polarity &amp; Test Distance: Horizontal at 3 M

No.	Freq. (MHz)	Reading (dBm)	S.G Power Value (dBm)	Correction Factor (dB)	ERP (dBm)	Limit (dBm)	Margin (dB)
1	1629.40	-64.5	-56.6	1.0	-55.6	-13.0	-42.6

## Antenna Polarity &amp; Test Distance: Vertical at 3 M

No.	Freq. (MHz)	Reading (dBm)	S.G Power Value (dBm)	Correction Factor (dB)	ERP (dBm)	Limit (dBm)	Margin (dB)
1	1629.40	-61.9	-54.6	1.0	-53.6	-13.0	-40.6

Mode	TX channel 26740 (819.0MHz)	Frequency Range	1 ~ 10GHz
Environmental Conditions	22deg. C, 68%RH	Input Power	120Vac, 60Hz
Tested By	Greg Lin		

## Antenna Polarity &amp; Test Distance: Horizontal at 3 M

No.	Freq. (MHz)	Reading (dBm)	S.G Power Value (dBm)	Correction Factor (dB)	ERP (dBm)	Limit (dBm)	Margin (dB)
1	1638.00	-64.0	-56.2	1.0	-55.2	-13.0	-42.2

## Antenna Polarity &amp; Test Distance: Vertical at 3 M

No.	Freq. (MHz)	Reading (dBm)	S.G Power Value (dBm)	Correction Factor (dB)	ERP (dBm)	Limit (dBm)	Margin (dB)
1	1638.00	-61.6	-54.4	1.0	-53.4	-13.0	-40.4

Mode	TX channel 26783 (823.3MHz)	Frequency Range	1 ~ 10GHz
Environmental Conditions	22deg. C, 68%RH	Input Power	120Vac, 60Hz
Tested By	Greg Lin		

## Antenna Polarity &amp; Test Distance: Horizontal at 3 M

No.	Freq. (MHz)	Reading (dBm)	S.G Power Value (dBm)	Correction Factor (dB)	ERP (dBm)	Limit (dBm)	Margin (dB)
1	1646.60	-63.4	-55.7	0.9	-54.8	-13.0	-41.8

## Antenna Polarity &amp; Test Distance: Vertical at 3 M

No.	Freq. (MHz)	Reading (dBm)	S.G Power Value (dBm)	Correction Factor (dB)	ERP (dBm)	Limit (dBm)	Margin (dB)
1	1646.60	-61.0	-53.7	0.9	-52.8	-13.0	-39.8

## Remarks:

- ERP (dBm) = S.G Value (dBm) + Correction Factor (dB).
- Correction Factor (dB) = Substitution Antenna Gain (dB) - Cable Loss (dB) + 2.15dB.

## LTE Band 26 (Part 90), Channel Bandwidth 5MHz

Mode	TX channel 26715 (816.5MHz)	Frequency Range	1 ~ 10GHz
Environmental Conditions	22deg. C, 68%RH	Input Power	120Vac, 60Hz
Tested By	Greg Lin		

## Antenna Polarity &amp; Test Distance: Horizontal at 3 M

No.	Freq. (MHz)	Reading (dBm)	S.G Power Value (dBm)	Correction Factor (dB)	ERP (dBm)	Limit (dBm)	Margin (dB)
1	1633.00	-63.1	-55.3	1.0	-54.3	-13.0	-41.3

## Antenna Polarity &amp; Test Distance: Vertical at 3 M

No.	Freq. (MHz)	Reading (dBm)	S.G Power Value (dBm)	Correction Factor (dB)	ERP (dBm)	Limit (dBm)	Margin (dB)
1	1633.00	-60.4	-53.1	1.0	-52.1	-13.0	-39.1

Mode	TX channel 26740 (819MHz)	Frequency Range	1 ~ 10GHz
Environmental Conditions	22deg. C, 68%RH	Input Power	120Vac, 60Hz
Tested By	Greg Lin		

## Antenna Polarity &amp; Test Distance: Horizontal at 3 M

No.	Freq. (MHz)	Reading (dBm)	S.G Power Value (dBm)	Correction Factor (dB)	ERP (dBm)	Limit (dBm)	Margin (dB)
1	1638.00	-63.0	-55.2	1.0	-54.2	-13.0	-41.2

## Antenna Polarity &amp; Test Distance: Vertical at 3 M

No.	Freq. (MHz)	Reading (dBm)	S.G Power Value (dBm)	Correction Factor (dB)	ERP (dBm)	Limit (dBm)	Margin (dB)
1	1638.00	-60.6	-53.4	1.0	-52.4	-13.0	-39.4

Mode	TX channel 26765 (821.5MHz)	Frequency Range	1 ~ 10GHz
Environmental Conditions	22deg. C, 68%RH	Input Power	120Vac, 60Hz
Tested By	Greg Lin		

## Antenna Polarity &amp; Test Distance: Horizontal at 3 M

No.	Freq. (MHz)	Reading (dBm)	S.G Power Value (dBm)	Correction Factor (dB)	ERP (dBm)	Limit (dBm)	Margin (dB)
1	1643.00	-63.0	-55.3	1.0	-54.3	-13.0	-41.3

## Antenna Polarity &amp; Test Distance: Vertical at 3 M

No.	Freq. (MHz)	Reading (dBm)	S.G Power Value (dBm)	Correction Factor (dB)	ERP (dBm)	Limit (dBm)	Margin (dB)
1	1643.00	-60.5	-53.3	1.0	-52.3	-13.0	-39.3

## Remarks:

- ERP (dBm) = S.G Value (dBm) + Correction Factor (dB).
- Correction Factor (dB) = Substitution Antenna Gain (dB) - Cable Loss (dB) + 2.15dB.

## LTE Band 26 (Part 90), Channel Bandwidth 10MHz

Mode	TX channel 26740 (819.0MHz)	Frequency Range	1 ~ 10GHz
Environmental Conditions	22deg. C, 68%RH	Input Power	120Vac, 60Hz
Tested By	Greg Lin		

## Antenna Polarity &amp; Test Distance: Horizontal at 3 M

No.	Freq. (MHz)	Reading (dBm)	S.G Power Value (dBm)	Correction Factor (dB)	ERP (dBm)	Limit (dBm)	Margin (dB)
1	1638.00	-62.5	-54.8	1.0	-53.8	-13.0	-40.8

## Antenna Polarity &amp; Test Distance: Vertical at 3 M

No.	Freq. (MHz)	Reading (dBm)	S.G Power Value (dBm)	Correction Factor (dB)	ERP (dBm)	Limit (dBm)	Margin (dB)
1	1638.00	-60.0	-52.8	1.0	-51.8	-13.0	-38.8

## Remarks:

1. ERP (dBm) = S.G Value (dBm) + Correction Factor (dB).
2. Correction Factor (dB) = Substitution Antenna Gain (dB) - Cable Loss (dB) + 2.15dB.

## LTE Band 41, Channel Bandwidth: 5MHz

Mode	TX channel 39675 (2498.5MHz)	Frequency Range	1GHz ~ 27GHz
Environmental Conditions	22deg. C, 68%RH	Input Power	120Vac, 60Hz
Tested By	Greg Lin		

## Antenna Polarity &amp; Test Distance: Horizontal at 3 M

No.	Freq. (MHz)	Reading (dBm)	S.G Power Value (dBm)	Correction Factor (dB)	EIRP (dBm)	Limit (dBm)	Margin (dB)
1	4997.00	-63.9	-51.6	1.4	-50.2	-25.0	-25.2

## Antenna Polarity &amp; Test Distance: Vertical at 3 M

No.	Freq. (MHz)	Reading (dBm)	S.G Power Value (dBm)	Correction Factor (dB)	EIRP (dBm)	Limit (dBm)	Margin (dB)
1	4997.00	-60.6	-49.6	1.4	-48.2	-25.0	-23.2

Mode	TX channel 40620 (2593.0MHz)	Frequency Range	1GHz ~ 27GHz
Environmental Conditions	22deg. C, 68%RH	Input Power	120Vac, 60Hz
Tested By	Greg Lin		

## Antenna Polarity &amp; Test Distance: Horizontal at 3 M

No.	Freq. (MHz)	Reading (dBm)	S.G Power Value (dBm)	Correction Factor (dB)	EIRP (dBm)	Limit (dBm)	Margin (dB)
1	5186.00	-63.9	-52.2	1.4	-50.8	-25.0	-25.8

## Antenna Polarity &amp; Test Distance: Vertical at 3 M

No.	Freq. (MHz)	Reading (dBm)	S.G Power Value (dBm)	Correction Factor (dB)	EIRP (dBm)	Limit (dBm)	Margin (dB)
1	5186.00	-62.1	-49.9	1.4	-48.5	-25.0	-23.5

Mode	TX channel 41565 (2687.5MHz)	Frequency Range	1GHz ~ 27GHz
Environmental Conditions	22deg. C, 68%RH	Input Power	120Vac, 60Hz
Tested By	Greg Lin		

## Antenna Polarity &amp; Test Distance: Horizontal at 3 M

No.	Freq. (MHz)	Reading (dBm)	S.G Power Value (dBm)	Correction Factor (dB)	EIRP (dBm)	Limit (dBm)	Margin (dB)
1	5375.00	-63.9	-51.9	1.5	-50.4	-25.0	-25.4

## Antenna Polarity &amp; Test Distance: Vertical at 3 M

No.	Freq. (MHz)	Reading (dBm)	S.G Power Value (dBm)	Correction Factor (dB)	EIRP (dBm)	Limit (dBm)	Margin (dB)
1	5375.00	-61.3	-49.9	1.5	-48.4	-25.0	-23.4

LTE Band 41, Channel Bandwidth: 20MHz

Mode	TX channel 39750 (2506.0MHz)	Frequency Range	1GHz ~ 27GHz
Environmental Conditions	22deg. C, 68%RH	Input Power	120Vac, 60Hz
Tested By	Greg Lin		

Antenna Polarity &amp; Test Distance: Horizontal at 3 M

No.	Freq. (MHz)	Reading (dBm)	S.G Power Value (dBm)	Correction Factor (dB)	EIRP (dBm)	Limit (dBm)	Margin (dB)
1	5012.00	-63.4	-51.1	1.4	-49.7	-25.0	-24.7

Antenna Polarity &amp; Test Distance: Vertical at 3 M

No.	Freq. (MHz)	Reading (dBm)	S.G Power Value (dBm)	Correction Factor (dB)	EIRP (dBm)	Limit (dBm)	Margin (dB)
1	5012.00	-60.2	-49.1	1.4	-47.7	-25.0	-22.7

Mode	TX channel 40620 (2593.0MHz)	Frequency Range	1GHz ~ 27GHz
Environmental Conditions	22deg. C, 68%RH	Input Power	120Vac, 60Hz
Tested By	Greg Lin		

Antenna Polarity &amp; Test Distance: Horizontal at 3 M

No.	Freq. (MHz)	Reading (dBm)	S.G Power Value (dBm)	Correction Factor (dB)	EIRP (dBm)	Limit (dBm)	Margin (dB)
1	5186.00	-62.6	-50.9	1.4	-49.5	-25.0	-24.5

Antenna Polarity &amp; Test Distance: Vertical at 3 M

No.	Freq. (MHz)	Reading (dBm)	S.G Power Value (dBm)	Correction Factor (dB)	EIRP (dBm)	Limit (dBm)	Margin (dB)
1	5186.00	-60.9	-48.7	1.4	-47.3	-25.0	-22.3

Mode	TX channel 41490 (2680.0MHz)	Frequency Range	1GHz ~ 27GHz
Environmental Conditions	22deg. C, 68%RH	Input Power	120Vac, 60Hz
Tested By	Greg Lin		

Antenna Polarity &amp; Test Distance: Horizontal at 3 M

No.	Freq. (MHz)	Reading (dBm)	S.G Power Value (dBm)	Correction Factor (dB)	EIRP (dBm)	Limit (dBm)	Margin (dB)
1	5360.00	-62.2	-50.2	1.5	-48.7	-25.0	-23.7

Antenna Polarity &amp; Test Distance: Vertical at 3 M

No.	Freq. (MHz)	Reading (dBm)	S.G Power Value (dBm)	Correction Factor (dB)	EIRP (dBm)	Limit (dBm)	Margin (dB)
1	5360.00	-60.1	-48.8	1.5	-47.3	-25.0	-22.3

## LTE Band 66, Channel Bandwidth: 1.4MHz

Mode	TX channel 131979 (1710.7MHz)	Frequency Range	1GHz ~ 18GHz
Environmental Conditions	22deg. C, 68%RH	Input Power	120Vac, 60Hz
Tested By	Greg Lin		

## Antenna Polarity &amp; Test Distance: Horizontal at 3 M

No.	Freq. (MHz)	Reading (dBm)	S.G Power Value (dBm)	Correction Factor (dB)	EIRP (dBm)	Limit (dBm)	Margin (dB)
1	3421.40	-63.7	-55.1	1.3	-53.8	-13.0	-40.8

## Antenna Polarity &amp; Test Distance: Vertical at 3 M

No.	Freq. (MHz)	Reading (dBm)	S.G Power Value (dBm)	Correction Factor (dB)	EIRP (dBm)	Limit (dBm)	Margin (dB)
1	3421.40	-61.3	-53.2	1.3	-51.9	-13.0	-38.9

Mode	TX channel 132322 (1745.0MHz)	Frequency Range	1GHz ~ 18GHz
Environmental Conditions	22deg. C, 68%RH	Input Power	120Vac, 60Hz
Tested By	Greg Lin		

## Antenna Polarity &amp; Test Distance: Horizontal at 3 M

No.	Freq. (MHz)	Reading (dBm)	S.G Power Value (dBm)	Correction Factor (dB)	EIRP (dBm)	Limit (dBm)	Margin (dB)
1	3490.00	-63.4	-55.2	1.5	-53.7	-13.0	-40.7

## Antenna Polarity &amp; Test Distance: Vertical at 3 M

No.	Freq. (MHz)	Reading (dBm)	S.G Power Value (dBm)	Correction Factor (dB)	EIRP (dBm)	Limit (dBm)	Margin (dB)
1	3490.00	-61.8	-54.2	1.5	-52.7	-13.0	-39.7

Mode	TX channel 132665 (1779.3MHz)	Frequency Range	1GHz ~ 18GHz
Environmental Conditions	22deg. C, 68%RH	Input Power	120Vac, 60Hz
Tested By	Greg Lin		

## Antenna Polarity &amp; Test Distance: Horizontal at 3 M

No.	Freq. (MHz)	Reading (dBm)	S.G Power Value (dBm)	Correction Factor (dB)	EIRP (dBm)	Limit (dBm)	Margin (dB)
1	3558.60	-63.3	-54.8	1.4	-53.4	-13.0	-40.4

## Antenna Polarity &amp; Test Distance: Vertical at 3 M

No.	Freq. (MHz)	Reading (dBm)	S.G Power Value (dBm)	Correction Factor (dB)	EIRP (dBm)	Limit (dBm)	Margin (dB)
1	3558.60	-61.2	-53.4	1.4	-52.0	-13.0	-39.0



## LTE Band 66, Channel Bandwidth: 5MHz

Mode	TX channel 131997 (1712.5MHz)	Frequency Range	1GHz ~ 18GHz
Environmental Conditions	22deg. C, 68%RH	Input Power	120Vac, 60Hz
Tested By	Greg Lin		

## Antenna Polarity &amp; Test Distance: Horizontal at 3 M

No.	Freq. (MHz)	Reading (dBm)	S.G Power Value (dBm)	Correction Factor (dB)	EIRP (dBm)	Limit (dBm)	Margin (dB)
1	3425.00	-63.3	-54.7	1.3	-53.4	-13.0	-40.4

## Antenna Polarity &amp; Test Distance: Vertical at 3 M

No.	Freq. (MHz)	Reading (dBm)	S.G Power Value (dBm)	Correction Factor (dB)	EIRP (dBm)	Limit (dBm)	Margin (dB)
1	3425.00	-61.8	-53.7	1.3	-52.4	-13.0	-39.4

Mode	TX channel 132322 (1745.0MHz)	Frequency Range	1GHz ~ 18GHz
Environmental Conditions	22deg. C, 68%RH	Input Power	120Vac, 60Hz
Tested By	Greg Lin		

## Antenna Polarity &amp; Test Distance: Horizontal at 3 M

No.	Freq. (MHz)	Reading (dBm)	S.G Power Value (dBm)	Correction Factor (dB)	EIRP (dBm)	Limit (dBm)	Margin (dB)
1	3490.00	-62.8	-54.6	1.5	-53.1	-13.0	-40.1

## Antenna Polarity &amp; Test Distance: Vertical at 3 M

No.	Freq. (MHz)	Reading (dBm)	S.G Power Value (dBm)	Correction Factor (dB)	EIRP (dBm)	Limit (dBm)	Margin (dB)
1	3490.00	-61.1	-53.5	1.5	-52.0	-13.0	-39.0

Mode	TX channel 132647 (1777.5MHz)	Frequency Range	1GHz ~ 18GHz
Environmental Conditions	22deg. C, 68%RH	Input Power	120Vac, 60Hz
Tested By	Greg Lin		

## Antenna Polarity &amp; Test Distance: Horizontal at 3 M

No.	Freq. (MHz)	Reading (dBm)	S.G Power Value (dBm)	Correction Factor (dB)	EIRP (dBm)	Limit (dBm)	Margin (dB)
1	3555.00	-63.2	-54.8	1.4	-53.4	-13.0	-40.4

## Antenna Polarity &amp; Test Distance: Vertical at 3 M

No.	Freq. (MHz)	Reading (dBm)	S.G Power Value (dBm)	Correction Factor (dB)	EIRP (dBm)	Limit (dBm)	Margin (dB)
1	3555.00	-61.3	-53.5	1.4	-52.1	-13.0	-39.1

LTE Band 66, Channel Bandwidth: 20MHz

Mode	TX channel 132072 (1720.0MHz)	Frequency Range	1GHz ~ 18GHz
Environmental Conditions	22deg. C, 68%RH	Input Power	120Vac, 60Hz
Tested By	Greg Lin		

Antenna Polarity &amp; Test Distance: Horizontal at 3 M

No.	Freq. (MHz)	Reading (dBm)	S.G Power Value (dBm)	Correction Factor (dB)	EIRP (dBm)	Limit (dBm)	Margin (dB)
1	3440.00	-62.8	-54.3	1.3	-53.0	-13.0	-40.0

Antenna Polarity &amp; Test Distance: Vertical at 3 M

No.	Freq. (MHz)	Reading (dBm)	S.G Power Value (dBm)	Correction Factor (dB)	EIRP (dBm)	Limit (dBm)	Margin (dB)
1	3440.00	-61.2	-53.2	1.3	-51.9	-13.0	-38.9

Mode	TX channel 132322 (1745.0MHz)	Frequency Range	1GHz ~ 18GHz
Environmental Conditions	22deg. C, 68%RH	Input Power	120Vac, 60Hz
Tested By	Greg Lin		

Antenna Polarity &amp; Test Distance: Horizontal at 3 M

No.	Freq. (MHz)	Reading (dBm)	S.G Power Value (dBm)	Correction Factor (dB)	EIRP (dBm)	Limit (dBm)	Margin (dB)
1	3490.00	-62.6	-54.4	1.5	-52.9	-13.0	-39.9

Antenna Polarity &amp; Test Distance: Vertical at 3 M

No.	Freq. (MHz)	Reading (dBm)	S.G Power Value (dBm)	Correction Factor (dB)	EIRP (dBm)	Limit (dBm)	Margin (dB)
1	3490.00	-60.9	-53.3	1.5	-51.8	-13.0	-38.8

Mode	TX channel 132572 (1770.0MHz)	Frequency Range	1GHz ~ 18GHz
Environmental Conditions	22deg. C, 68%RH	Input Power	120Vac, 60Hz
Tested By	Greg Lin		

Antenna Polarity &amp; Test Distance: Horizontal at 3 M

No.	Freq. (MHz)	Reading (dBm)	S.G Power Value (dBm)	Correction Factor (dB)	EIRP (dBm)	Limit (dBm)	Margin (dB)
1	3540.00	-63.7	-55.3	1.4	-53.9	-13.0	-40.9

Antenna Polarity &amp; Test Distance: Vertical at 3 M

No.	Freq. (MHz)	Reading (dBm)	S.G Power Value (dBm)	Correction Factor (dB)	EIRP (dBm)	Limit (dBm)	Margin (dB)
1	3540.00	-61.2	-53.4	1.4	-52.0	-13.0	-39.0

## 5 Pictures of Test Arrangements

Please refer to the attached file (Test Setup Photo).

## Appendix – Information of the Testing Laboratories

We, Bureau Veritas Consumer Products Services (H.K.) Ltd., Taoyuan Branch, were founded in 1988 to provide our best service in EMC, Radio, Telecom and Safety consultation. Our laboratories are FCC recognized accredited test firms and accredited and approved according to ISO/IEC 17025.

If you have any comments, please feel free to contact us at the following:

### Lin Kou EMC/RF Lab

Tel: 886-2-26052180

Fax: 886-2-26051924

### Hsin Chu EMC/RF/Telecom Lab

Tel: 886-3-6668565

Fax: 886-3-6668323

### Hwa Ya EMC/RF/Safety Lab

Tel: 886-3-3183232

Fax: 886-3-3270892

**Email:** [service.adt@tw.bureauveritas.com](mailto:service.adt@tw.bureauveritas.com)

**Web Site:** [www.bureauveritas-adt.com](http://www.bureauveritas-adt.com)

The address and road map of all our labs can be found in our web site also.

--- END ---