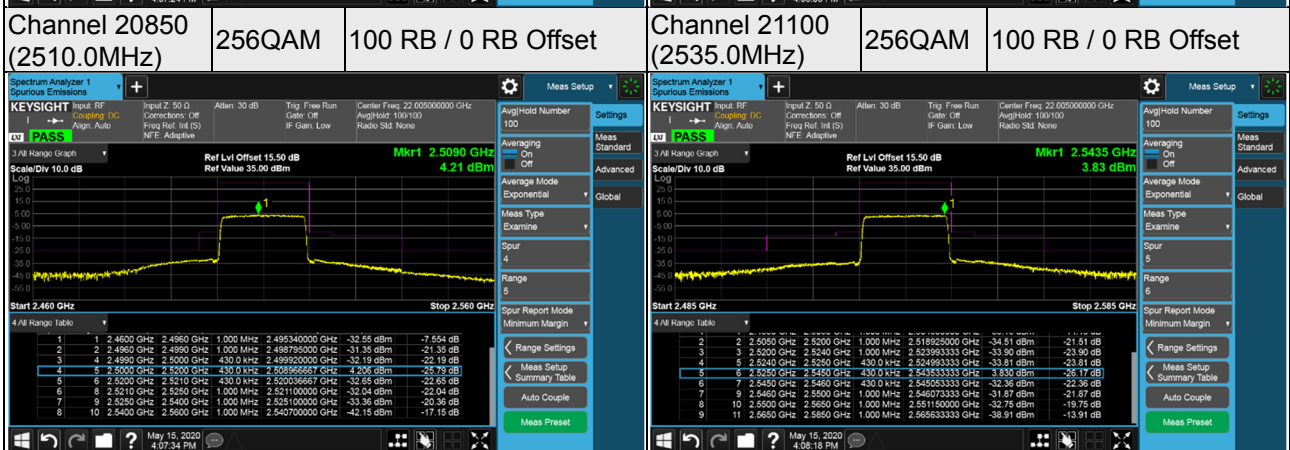
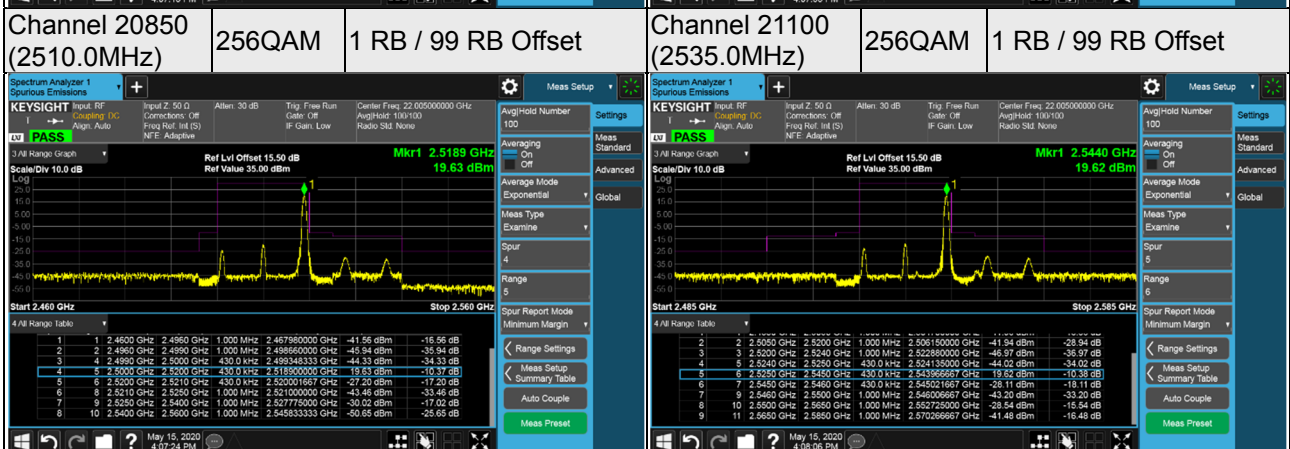
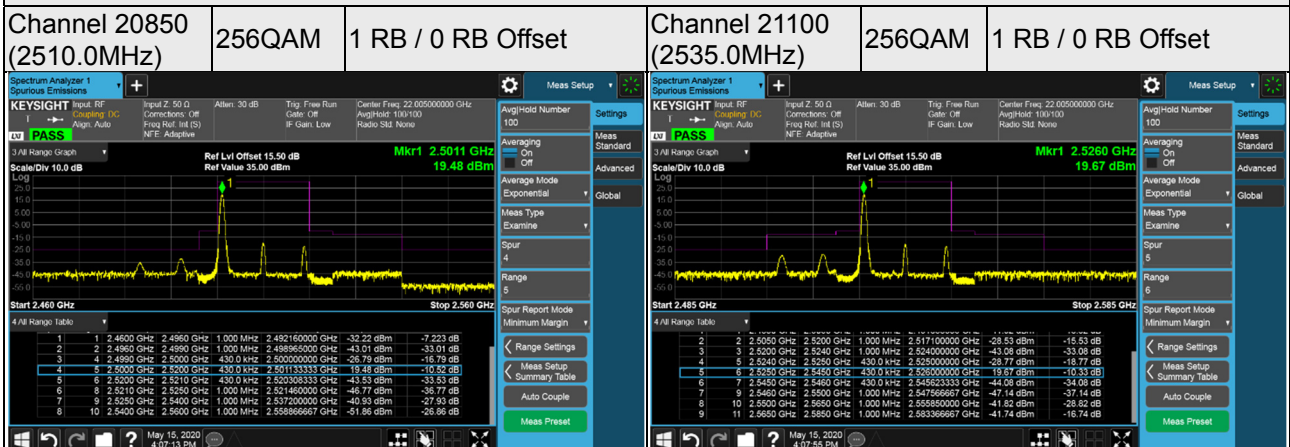
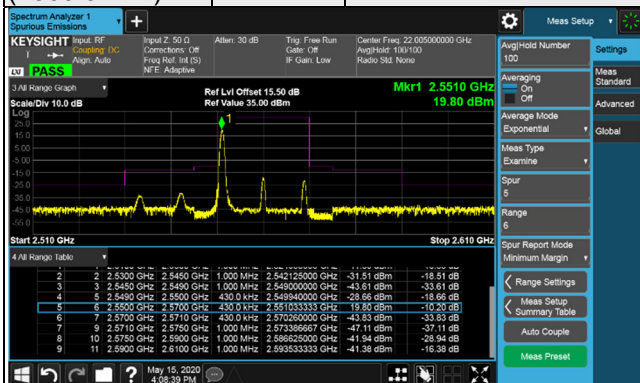


Channel Bandwidth: 20MHz

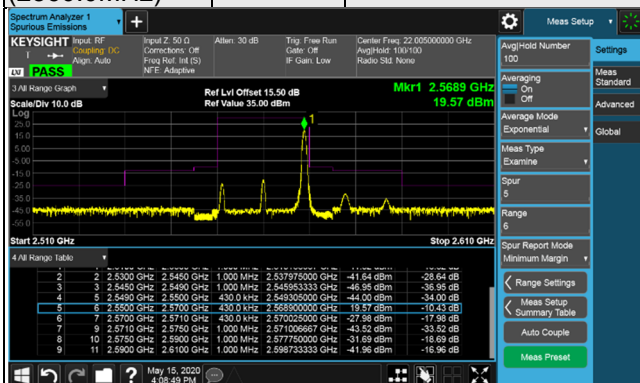


Channel Bandwidth: 20MHz

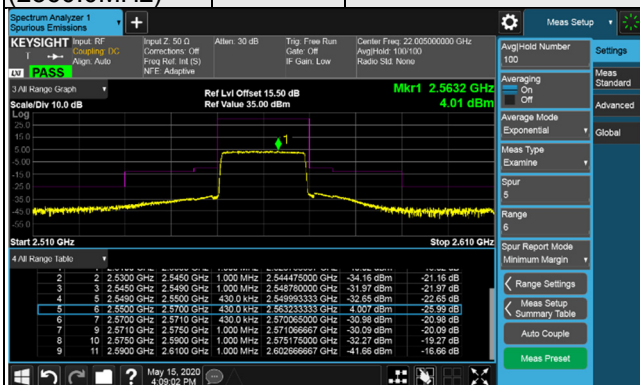
Channel 21350 (2560.0MHz) 256QAM 1 RB / 0 RB Offset



Channel 21350 (2560.0MHz) 256QAM 1 RB / 99 RB Offset



Channel 21350 (2560.0MHz) 256QAM 100 RB / 0 RB Offset



LTE Band 66

Channel Bandwidth: 1.4MHz

Channel 131979
(1710.7MHz)

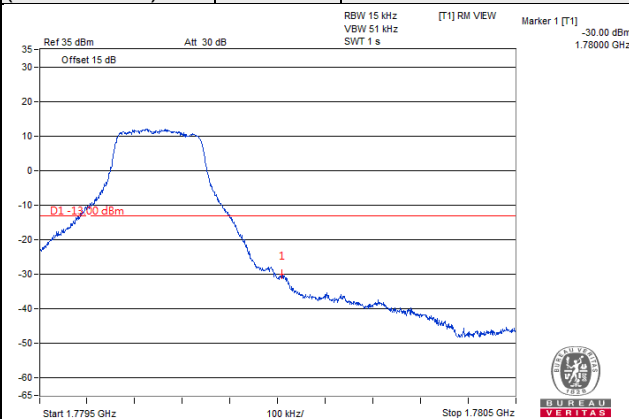
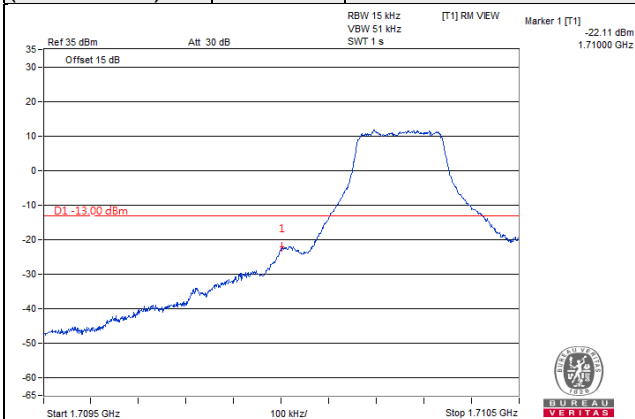
256QAM

1 RB / 0 RB Offset

Channel 132665
(1779.3MHz)

256QAM

1 RB / 5 RB Offset



Channel 131979
(1710.7MHz)

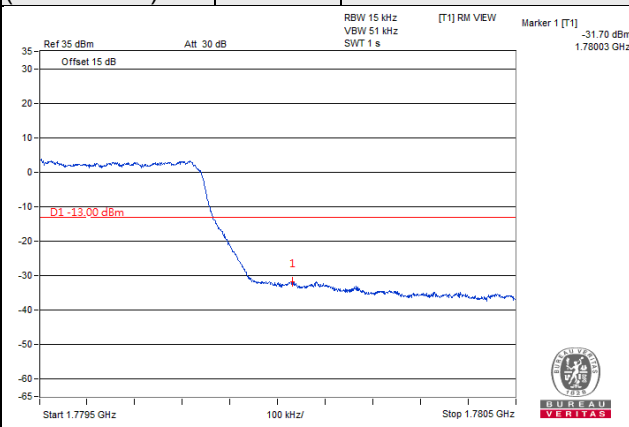
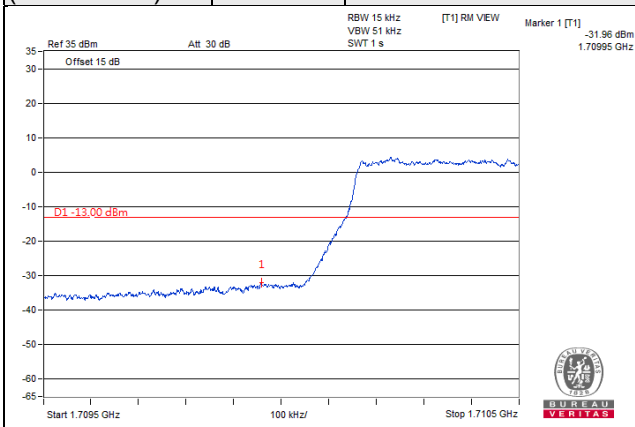
256QAM

6 RB / 0 RB Offset

Channel 132665
(1779.3MHz)

256QAM

6 RB / 0 RB Offset



Channel Bandwidth: 3MHz

Channel 131987
(1711.5MHz)

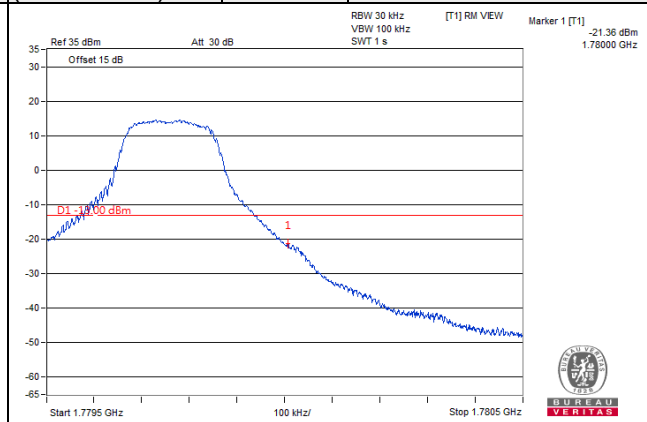
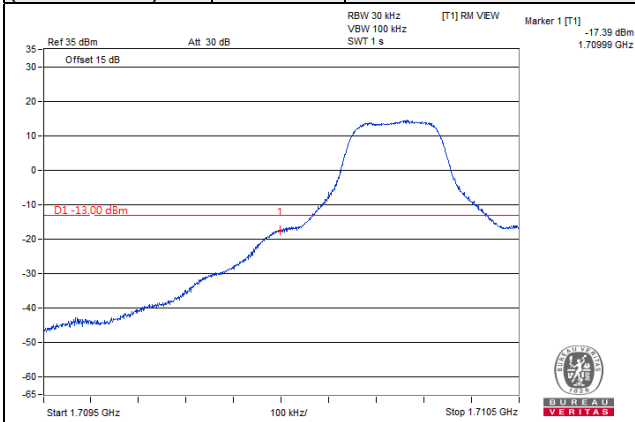
256QAM

1 RB / 0 RB Offset

Channel 132657
(1778.5MHz)

256QAM

1 RB / 14 RB Offset



Channel 131987
(1711.5MHz)

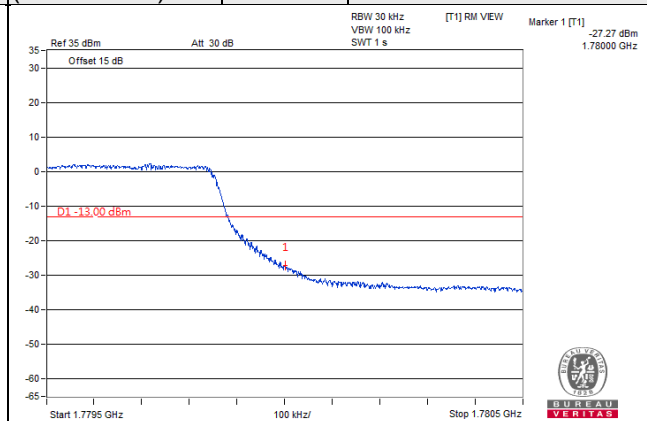
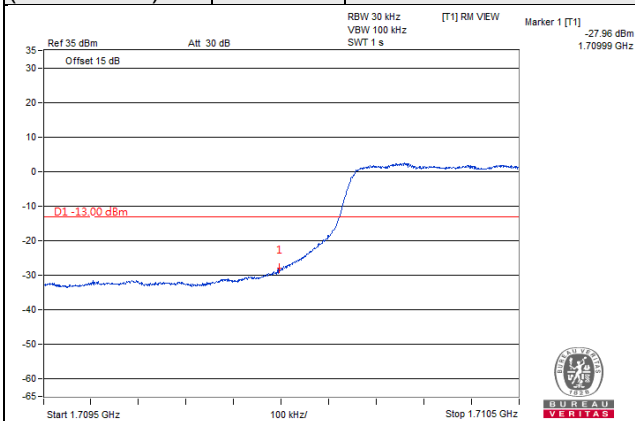
256QAM

15 RB / 0 RB Offset

Channel 132657
(1778.5MHz)

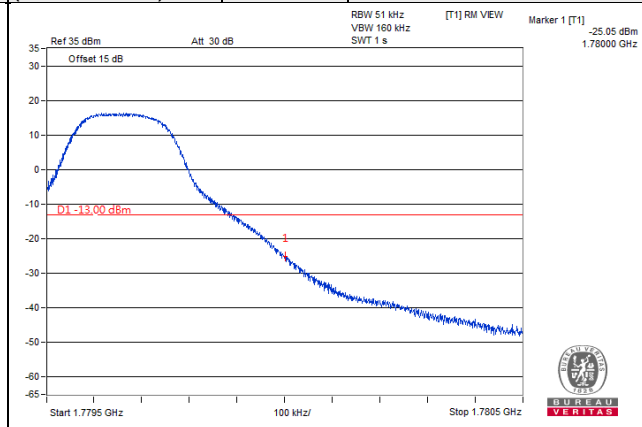
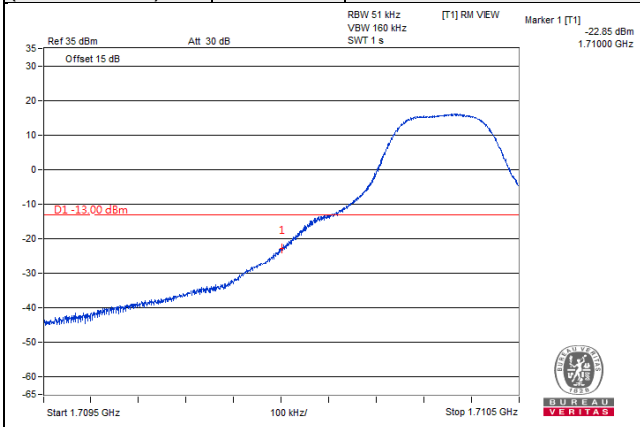
256QAM

15 RB / 0 RB Offset

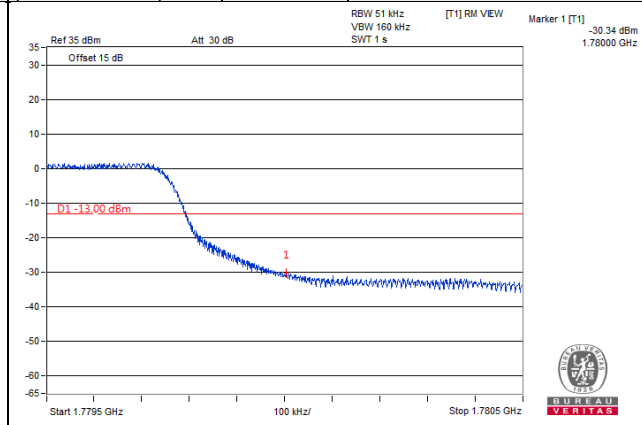
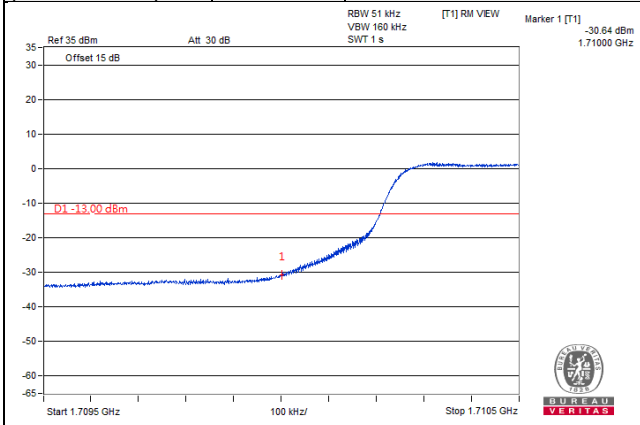


Channel Bandwidth: 5MHz

Channel 131997 (1712.5MHz)	256QAM	1 RB / 0 RB Offset	Channel 132647 (1777.5MHz)	256QAM	1 RB / 24 RB Offset
---------------------------------------	---------------	---------------------------	---------------------------------------	---------------	----------------------------

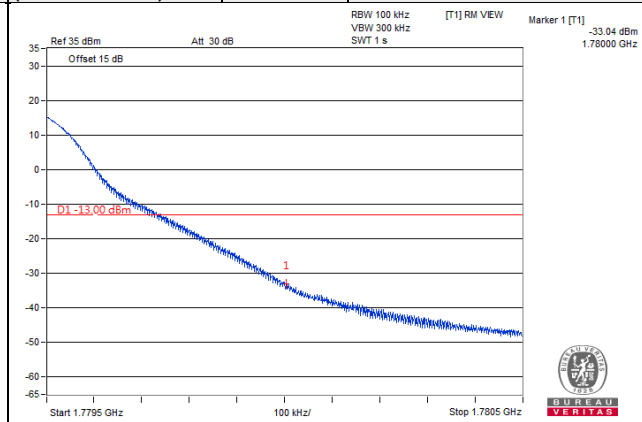
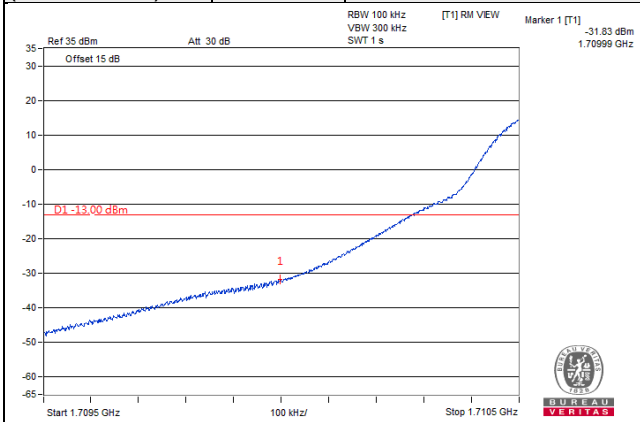


Channel 131997 (1712.5MHz)	256QAM	25 RB / 0 RB Offset	Channel 132647 (1777.5MHz)	256QAM	25 RB / 0 RB Offset
---------------------------------------	---------------	----------------------------	---------------------------------------	---------------	----------------------------

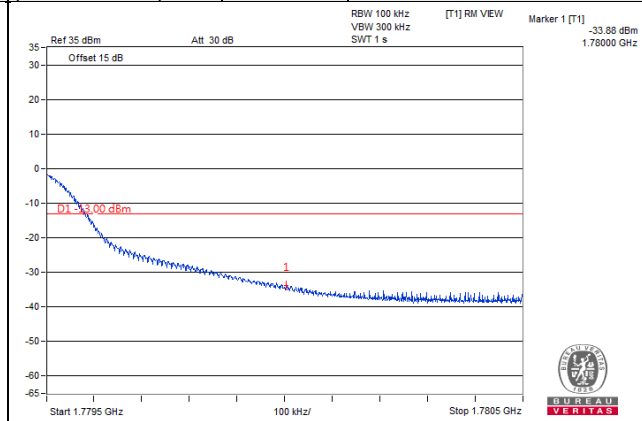
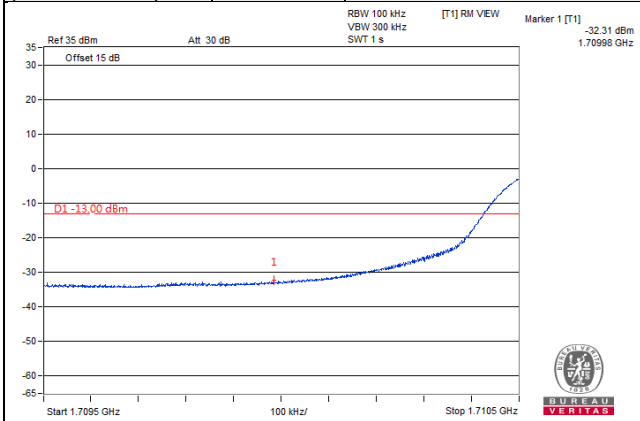


Channel Bandwidth: 10MHz

Channel 132022 (1715.0MHz)	256QAM	1 RB / 0 RB Offset	Channel 132622 (1775.0MHz)	256QAM	1 RB / 49 RB Offset
---------------------------------------	---------------	---------------------------	---------------------------------------	---------------	----------------------------



Channel 132022 (1715.0MHz)	256QAM	50 RB / 0 RB Offset	Channel 132622 (1775.0MHz)	256QAM	50 RB / 0 RB Offset
---------------------------------------	---------------	----------------------------	---------------------------------------	---------------	----------------------------



Channel Bandwidth: 15MHz

Channel 132047
(1717.5MHz)

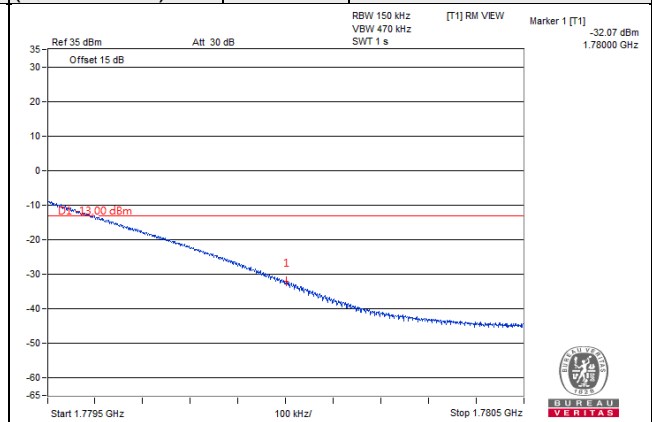
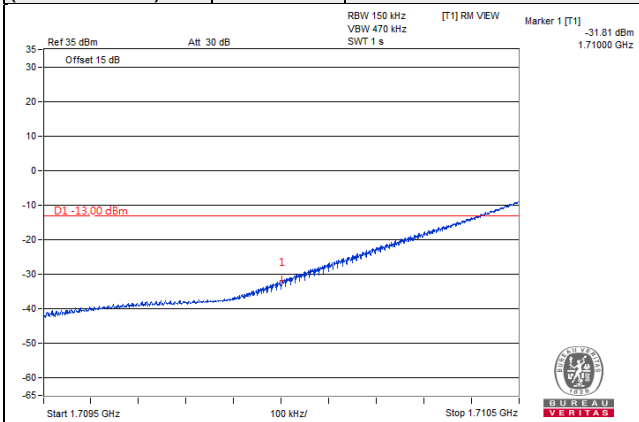
256QAM

1 RB / 0 RB Offset

Channel 132597
(1772.5MHz)

256QAM

1 RB / 74 RB Offset



Channel 132047
(1717.5MHz)

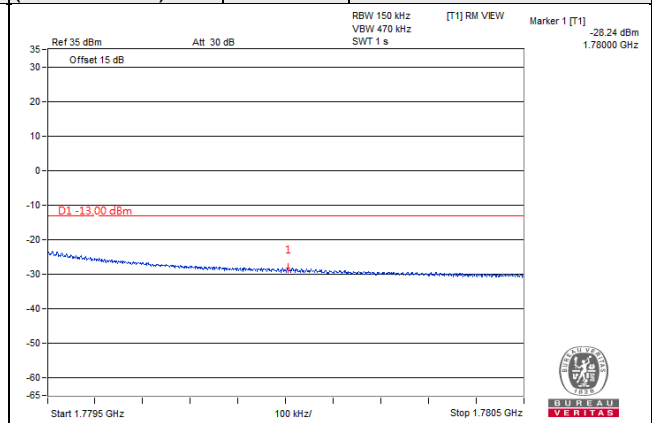
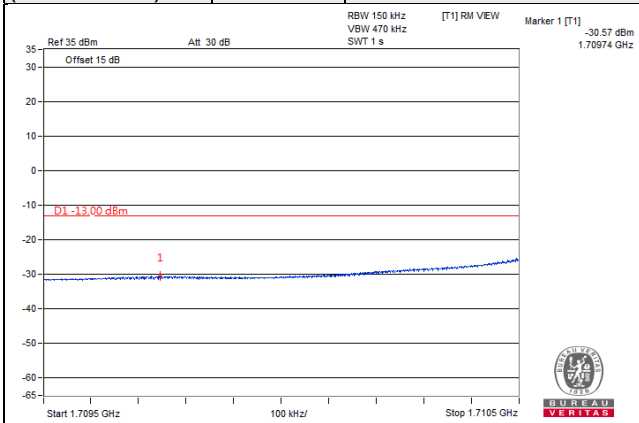
256QAM

75 RB / 0 RB Offset

Channel 132597
(1772.5MHz)

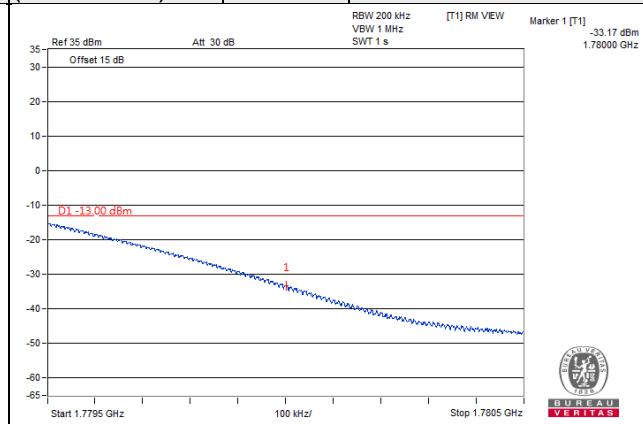
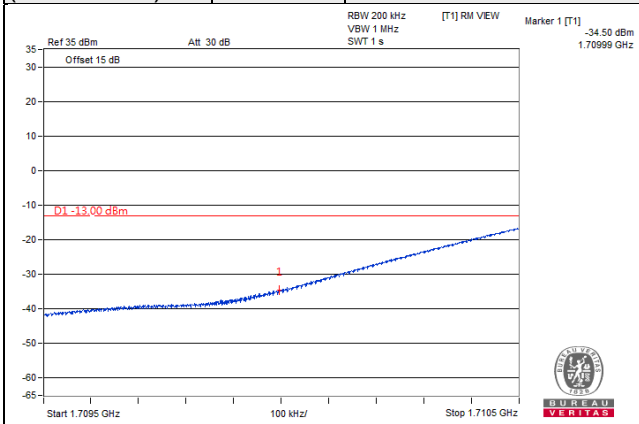
256QAM

75 RB / 0 RB Offset

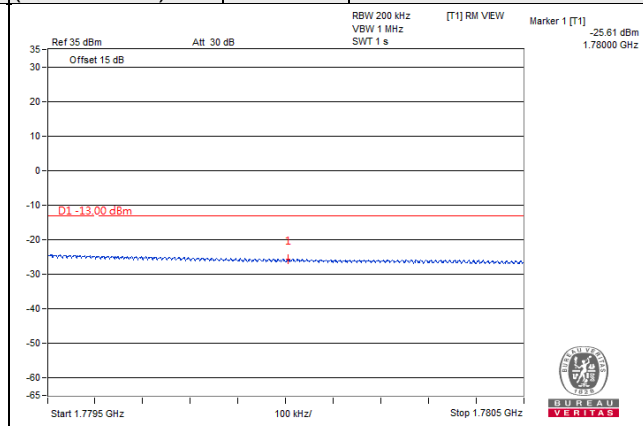
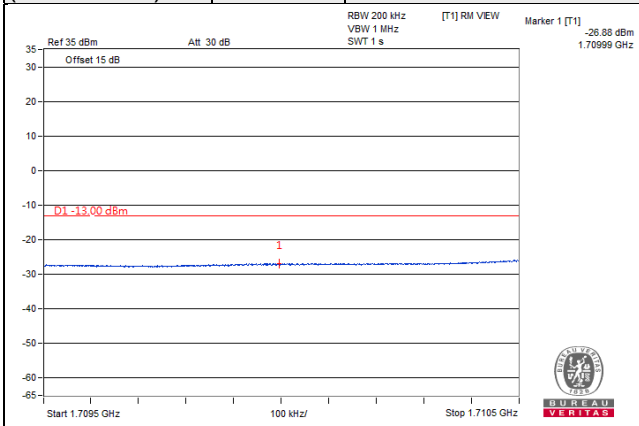


Channel Bandwidth: 20MHz

Channel 132072 (1720.0MHz)	256QAM	1 RB / 0 RB Offset	Channel 132572 (1770.0MHz)	256QAM	1 RB / 99 RB Offset
---------------------------------------	---------------	---------------------------	---------------------------------------	---------------	----------------------------



Channel 132072 (1720.0MHz)	256QAM	100 RB / 0 RB Offset	Channel 132572 (1770.0MHz)	256QAM	100 RB / 0 RB Offset
---------------------------------------	---------------	-----------------------------	---------------------------------------	---------------	-----------------------------

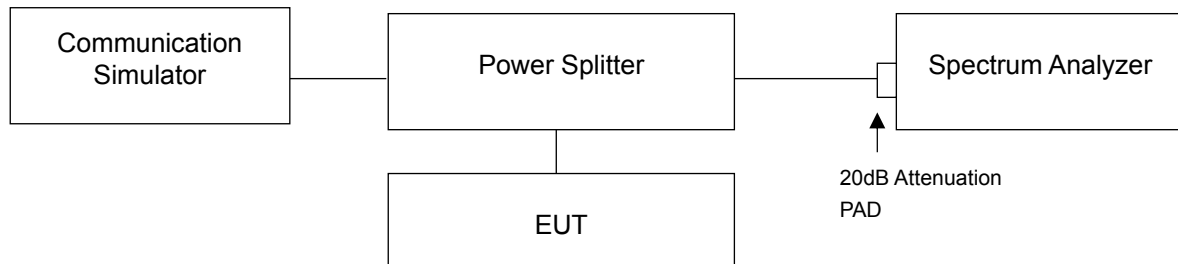


4.6 Peak to Average Ratio

4.6.1 Limits of Peak to Average Ratio Measurement

In measuring transmissions in this band using an average power technique, the peak to-average ratio (PAR) of the transmission may not exceed 13 dB

4.6.2 Test Setup



4.6.3 Test Procedures

- Set resolution/measurement bandwidth \geq signal's occupied bandwidth;
- Set the number of counts to a value that stabilizes the measured CCDF curve;
- Record the maximum PAPR level associated with a probability of 0.1%.

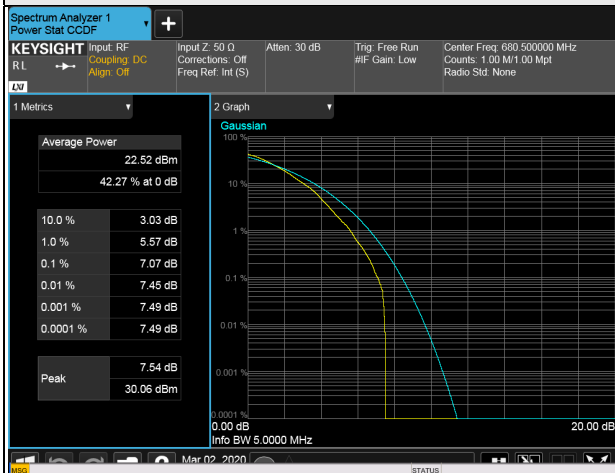
4.6.4 Test Results

n71

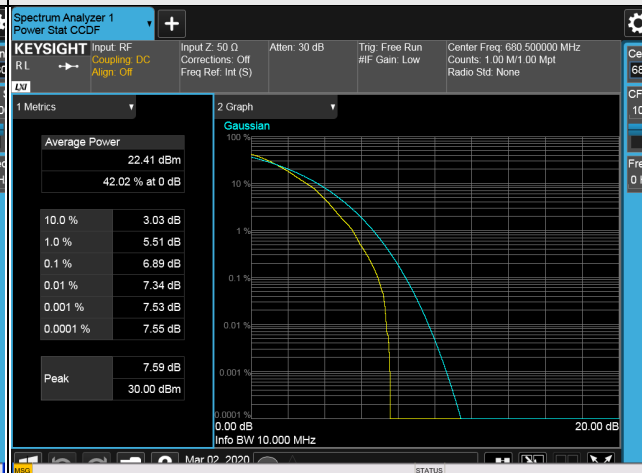
n71, Channel Bandwidth 5MHz						
Channel	Frequency (MHz)	Peak To Average Ratio (dB)				
		$\pi/2$ BPSK	QPSK	16QAM	64QAM	256QAM
133100	665.5	3.50	3.53	5.19	6.73	4.27
136100	680.5	3.70	3.53	4.40	7.07	4.78
139100	695.5	3.67	3.59	4.72	6.83	5.24
n71, Channel Bandwidth 10MHz						
Channel	Frequency (MHz)	Peak To Average Ratio (dB)				
		$\pi/2$ BPSK	QPSK	16QAM	64QAM	256QAM
133600	668	3.45	3.59	5.11	6.66	4.49
136100	680.5	3.85	3.63	5.01	6.89	5.21
138600	693	3.78	3.78	4.94	6.78	5.62
n71, Channel Bandwidth 15MHz						
Channel	Frequency (MHz)	Peak To Average Ratio (dB)				
		$\pi/2$ BPSK	QPSK	16QAM	64QAM	256QAM
134100	670.5	3.42	3.32	5.06	6.49	4.15
136100	680.5	3.64	3.52	4.91	6.94	5.35
138100	690.5	3.61	3.48	5.35	6.97	4.56
n71, Channel Bandwidth 20MHz						
Channel	Frequency (MHz)	Peak To Average Ratio (dB)				
		$\pi/2$ BPSK	QPSK	16QAM	64QAM	256QAM
134600	673	3.44	3.45	5.04	6.54	4.20
136100	680.5	3.77	3.65	5.31	6.92	4.55
137600	688	3.49	3.34	4.58	6.79	5.18

Spectrum Plot of Worst Value

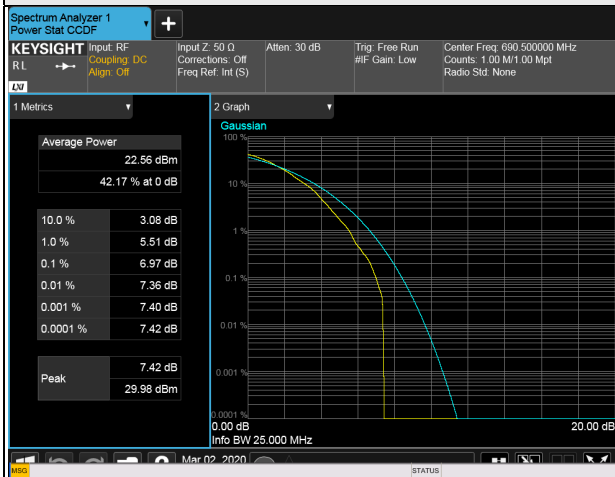
5MHz / 64QAM



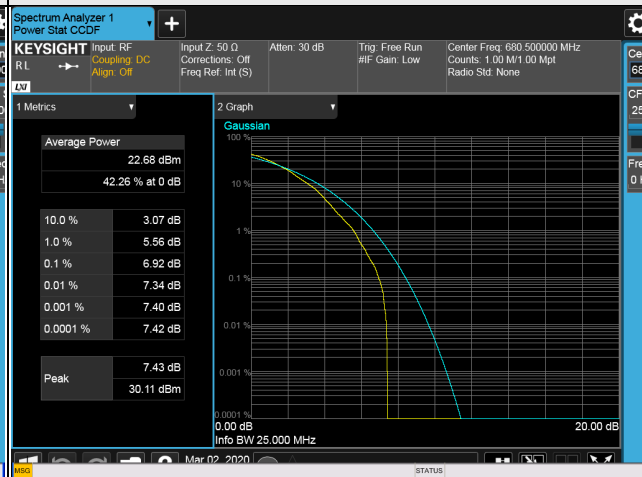
10MHz / 64QAM



15MHz / 64QAM



20MHz / 64QAM

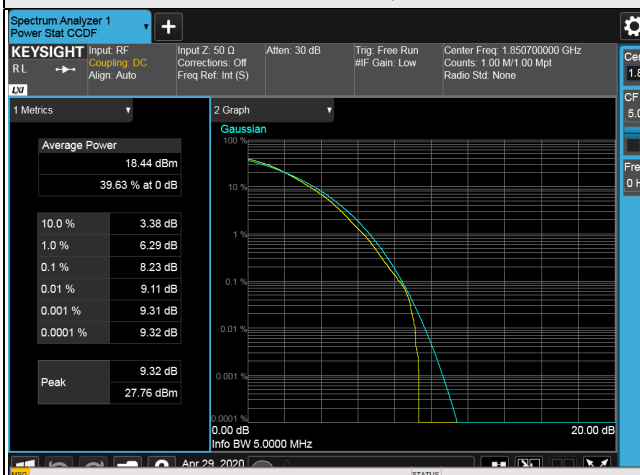


LTE Band 2, Channel Bandwidth 1.4MHz		
Channel	Frequency (MHz)	Peak To Average Ratio (dB)
		256QAM
18607	1850.7	8.23
18900	1880.0	7.74
19193	1909.3	7.21
LTE Band 2, Channel Bandwidth 3MHz		
Channel	Frequency (MHz)	Peak To Average Ratio (dB)
		256QAM
18615	1851.5	8.22
18900	1880.0	8.52
19185	1908.5	7.36
LTE Band 2, Channel Bandwidth 5MHz		
Channel	Frequency (MHz)	Peak To Average Ratio (dB)
		256QAM
18625	1852.5	8.30
18900	1880.0	8.13
19175	1907.5	7.69
LTE Band 2, Channel Bandwidth 10MHz		
Channel	Frequency (MHz)	Peak To Average Ratio (dB)
		256QAM
18650	1855.0	7.65
18900	1880.0	8.15
19150	1905.0	7.60
LTE Band 2, Channel Bandwidth 15MHz		
Channel	Frequency (MHz)	Peak To Average Ratio (dB)
		256QAM
18675	1857.5	8.76
18900	1880.0	8.23
19125	1902.5	7.33

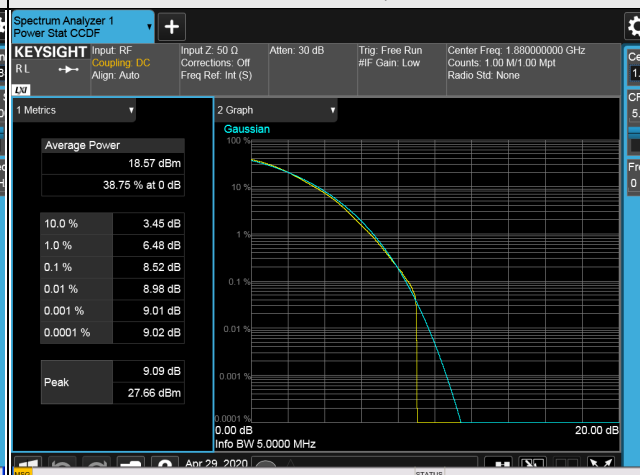
LTE Band 2, Channel Bandwidth 20MHz		
Channel	Frequency (MHz)	Peak To Average Ratio (dB)
		256QAM
18700	1860.0	8.85
18900	1880.0	8.62
19100	1900.0	7.67

Spectrum Plot of Worst Value

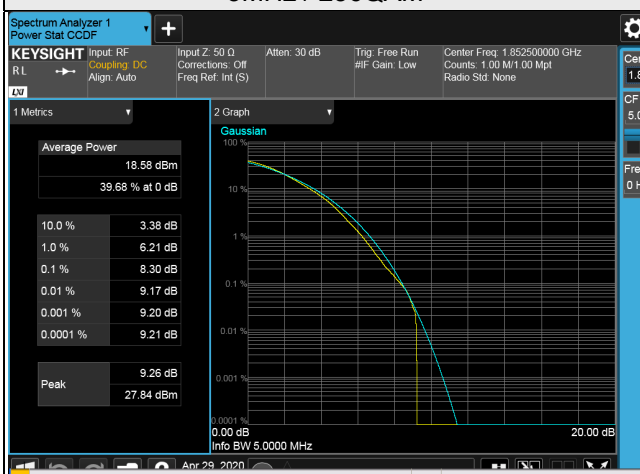
1.4MHz / 256QAM



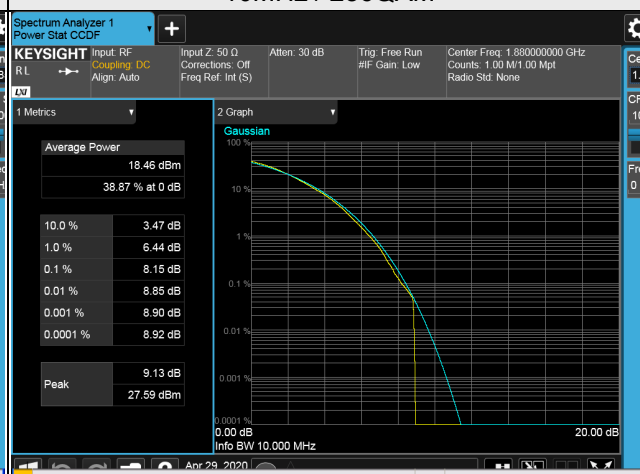
3MHz / 256QAM



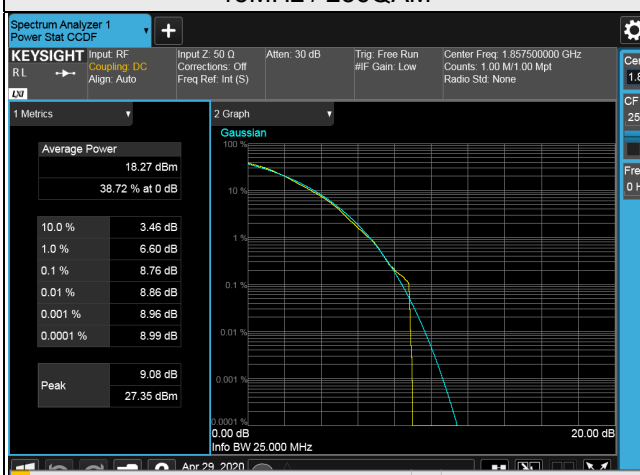
5MHz / 256QAM



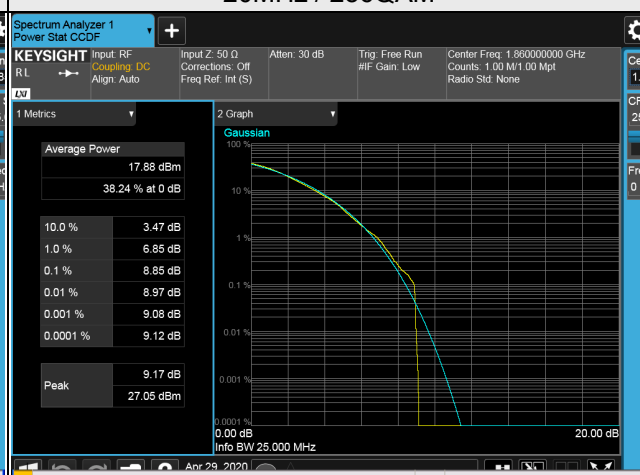
10MHz / 256QAM



15MHz / 256QAM



20MHz / 256QAM

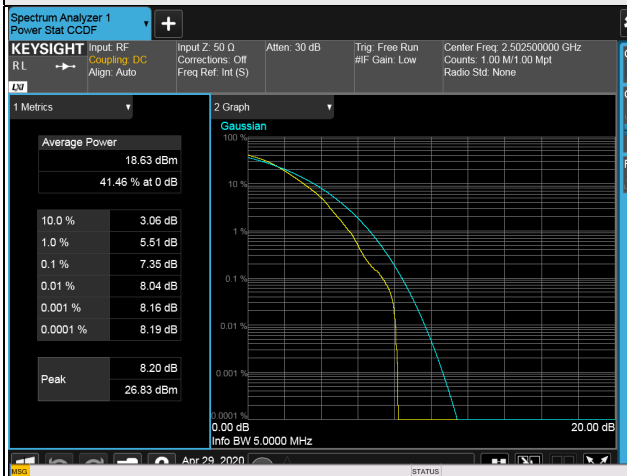


LTE Band 7

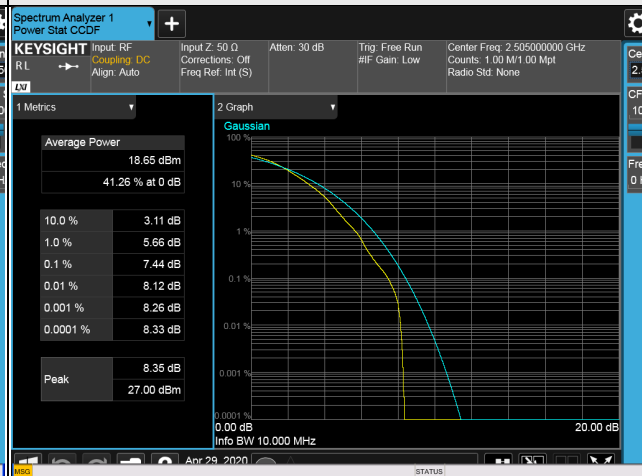
LTE Band 7, Channel Bandwidth 5MHz		
Channel	Frequency (MHz)	Peak To Average Ratio (dB)
		256QAM
20775	2502.5	7.35
21100	2535.0	7.31
21425	2567.5	7.29
LTE Band 7, Channel Bandwidth 10MHz		
Channel	Frequency (MHz)	Peak To Average Ratio (dB)
		256QAM
20800	2505.0	7.44
21100	2535.0	7.42
21400	2565.0	7.26
LTE Band 7, Channel Bandwidth 15MHz		
Channel	Frequency (MHz)	Peak To Average Ratio (dB)
		256QAM
20825	2507.5	7.53
21100	2535.0	7.28
21375	2562.5	7.22
LTE Band 7, Channel Bandwidth 20MHz		
Channel	Frequency (MHz)	Peak To Average Ratio (dB)
		256QAM
20850	2510.0	6.97
21100	2535.0	7.50
21350	2560.0	7.68

Spectrum Plot of Worst Value

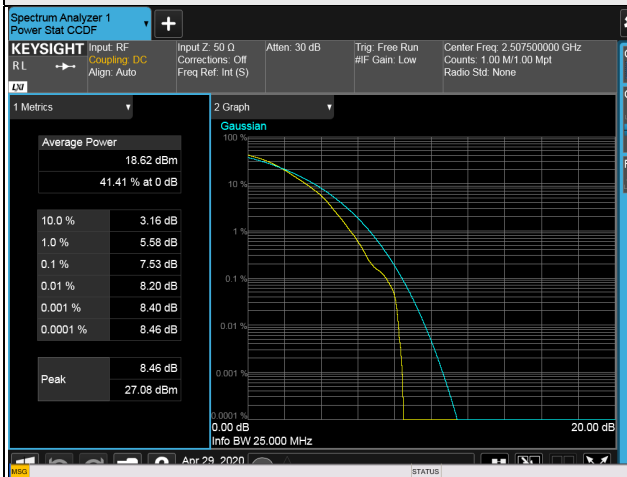
5MHz / 256QAM



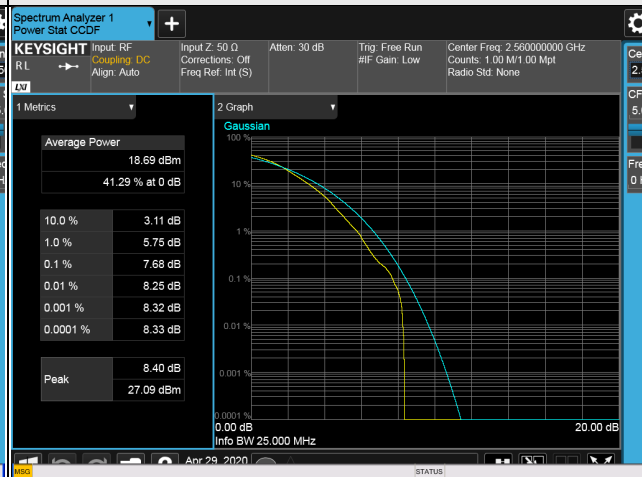
10MHz / 256QAM



15MHz / 256QAM



20MHz / 256QAM



LTE Band 66

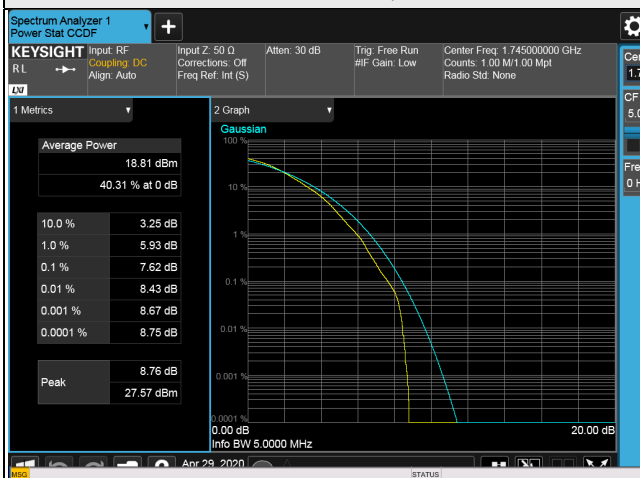
LTE Band 66, Channel Bandwidth 1.4MHz		
Channel	Frequency (MHz)	Peak To Average Ratio (dB)
		256QAM
131979	1710.7	7.55
132322	1745.0	7.62
132665	1779.3	7.27
LTE Band 66, Channel Bandwidth 3MHz		
Channel	Frequency (MHz)	Peak To Average Ratio (dB)
		256QAM
131987	1711.5	7.46
132322	1745.0	7.63
132657	1778.5	7.25
LTE Band 66, Channel Bandwidth 5MHz		
Channel	Frequency (MHz)	Peak To Average Ratio (dB)
		256QAM
131997	1712.5	7.71
132322	1745.0	7.74
132647	1777.5	7.51
LTE Band 66, Channel Bandwidth 10MHz		
Channel	Frequency (MHz)	Peak To Average Ratio (dB)
		256QAM
132022	1715.0	7.83
132322	1745.0	7.95
132622	1775.0	7.54
LTE Band 66, Channel Bandwidth 15MHz		
Channel	Frequency (MHz)	Peak To Average Ratio (dB)
		256QAM
132047	1717.5	8.00
132322	1745.0	8.03
132597	1772.5	7.32

LTE Band 66, Channel Bandwidth 20MHz

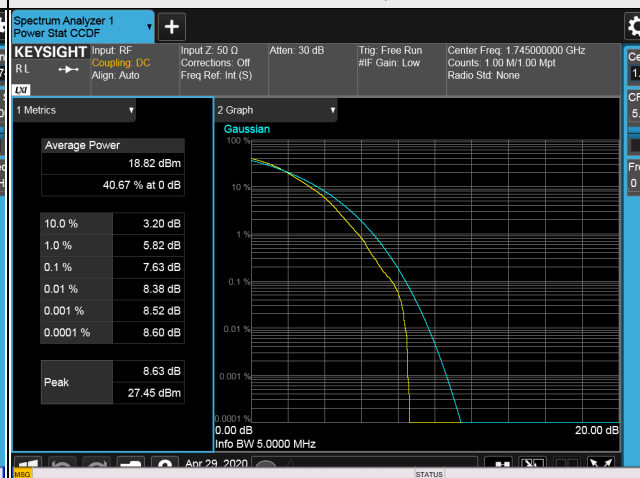
Channel	Frequency (MHz)	Peak To Average Ratio (dB)
		256QAM
132072	1720.0	8.04
132322	1745.0	7.73
132572	1770.0	7.17

Spectrum Plot of Worst Value

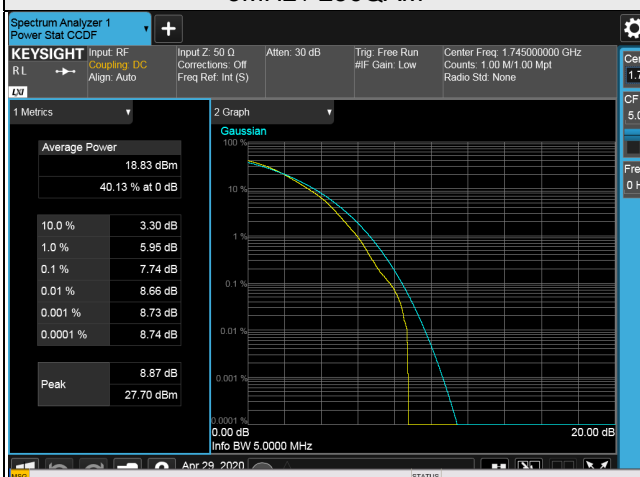
1.4MHz / 256QAM



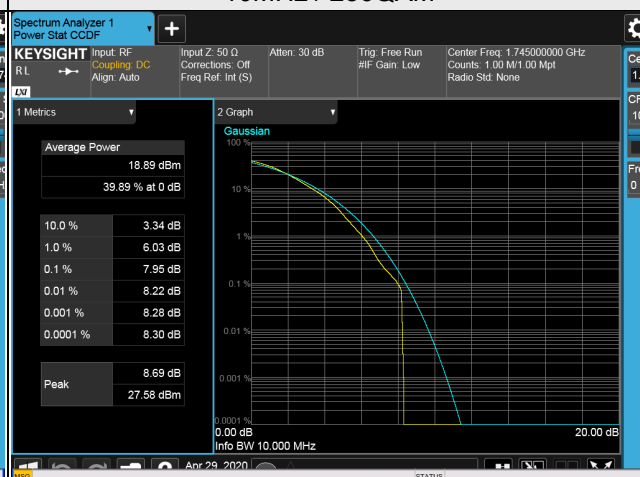
3MHz / 256QAM



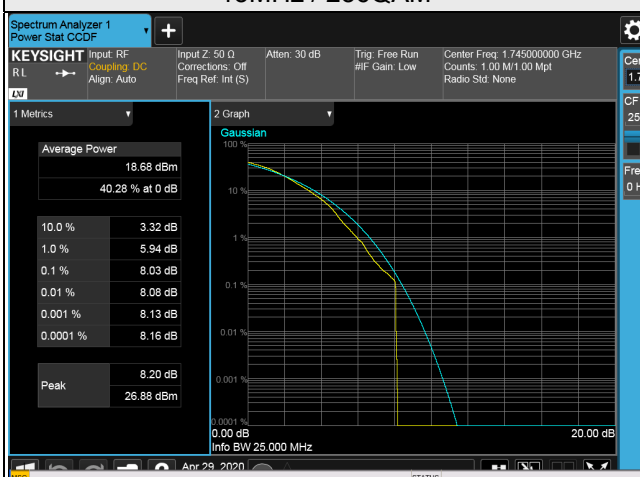
5MHz / 256QAM



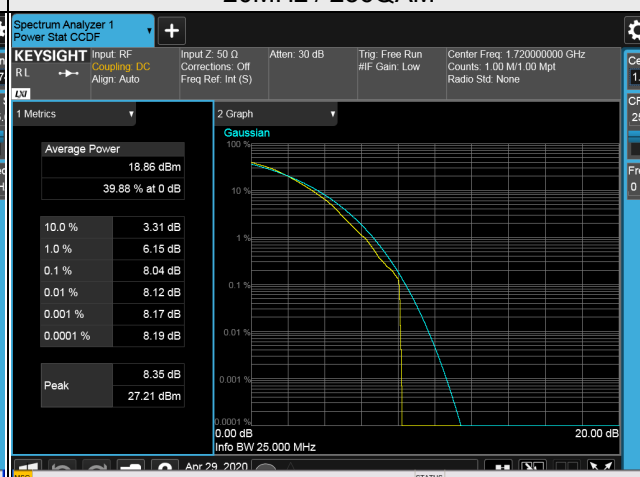
10MHz / 256QAM



15MHz / 256QAM



20MHz / 256QAM



4.7 Conducted Spurious Emissions

4.7.1 Limits of Conducted Spurious Emissions Measurement

For n71

According to FCC 27.53(g) for operations in the 600 MHz band and the 698-746 MHz band, the power of any emission outside a licensee's frequency band(s) of operation shall be attenuated below the transmitter power (P) within the licensed band(s) of operation, measured in watts, by at least $43 + 10 \log(P)$ dB. Compliance with this provision is based on the use of measurement instrumentation employing a resolution bandwidth of 100 kilohertz or greater.

For LTE Band 2

The power of any emission outside of the authorized operating frequency ranges must be attenuated below the transmitting power (P) by a factor of at least $43 + 10 \log(P)$ dB. The emission limit equal to -13dBm .

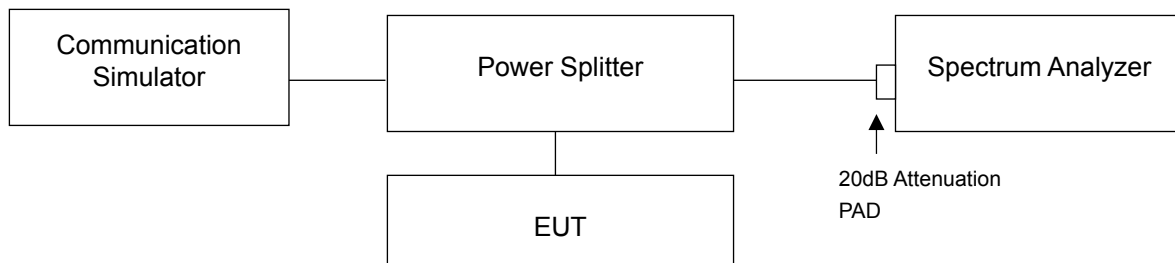
For LTE Band 7

In the FCC 27.53(m)(4), On any frequency outside a licensee's frequency block, The power of any emission shall be attenuated below the transmitter power (P) by at least $55 + 10 \log(P)$ dB. The emission limit equal to -25dBm .

For LTE Band 66

In the FCC 27.53(h), On any frequency outside a licensee's frequency block, The power of any emission shall be attenuated below the transmitter power (P) by at least $43 + 10 \log(P)$ dB. The emission limit equal to -13dBm .

4.7.2 Test Setup



4.7.3 Test Procedure

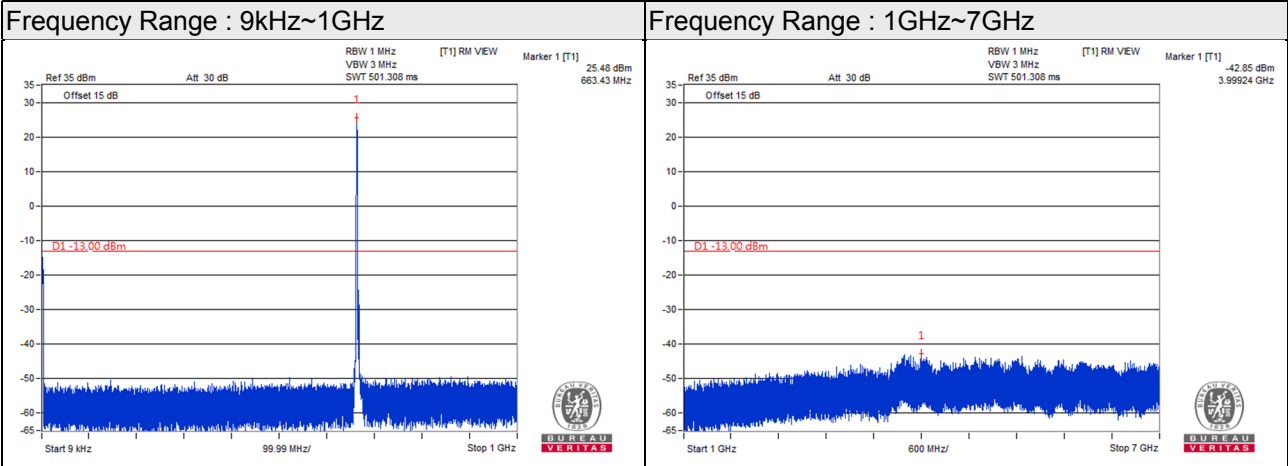
- The EUT makes a phone call to the communication simulator. All measurements were done at low, middle and high operational frequency range.
- Measuring frequency range is from 9kHz to 9GHz. 20dB attenuation pad is connected with spectrum. RBW=1MHz and VBW=3MHz is used for conducted emission measurement.

4.7.4 Test Results

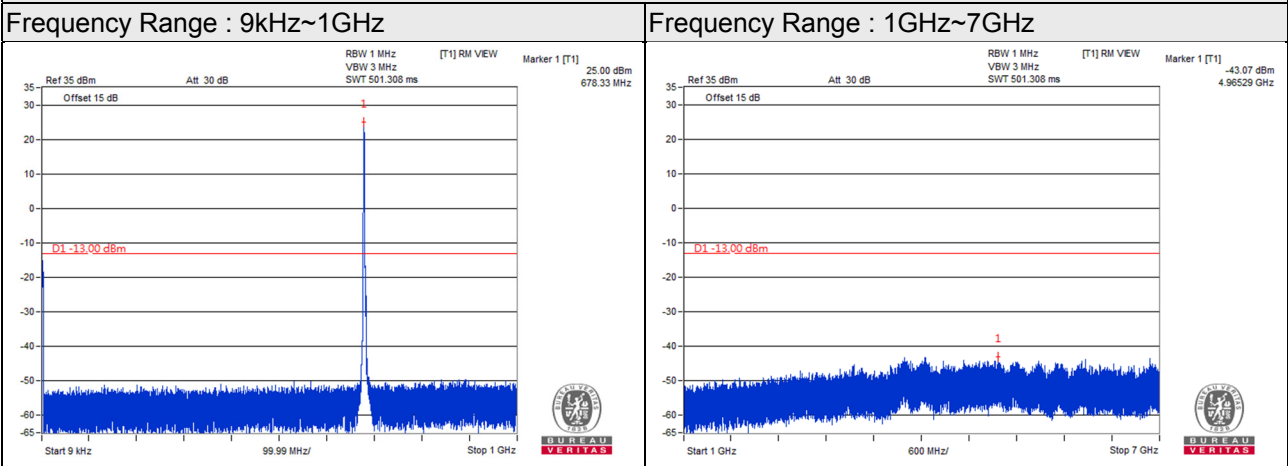
n71

Channel Bandwidth: 5MHz

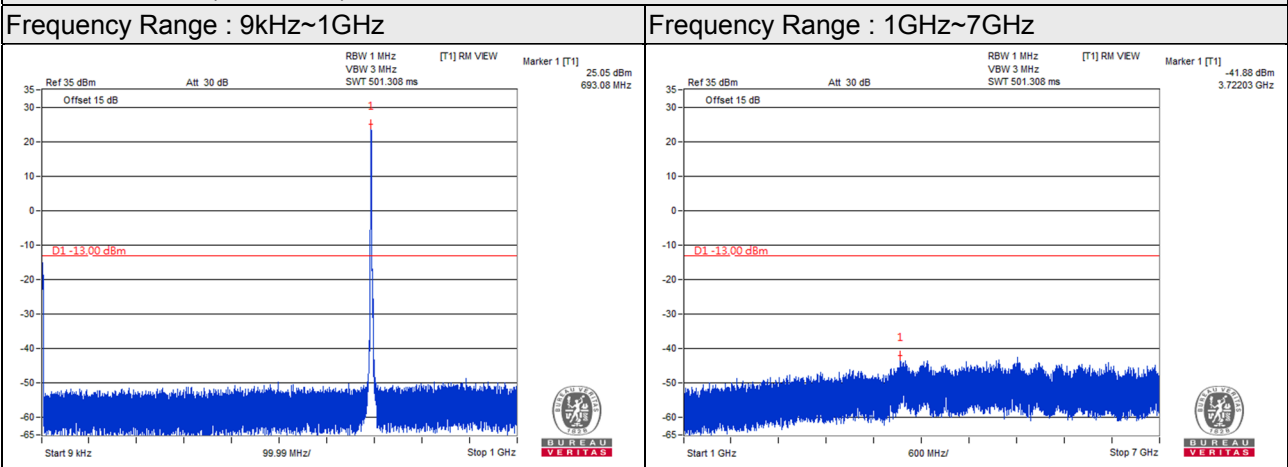
Channel 133100 (665.5MHz)



Channel 136100 (680.5MHz)



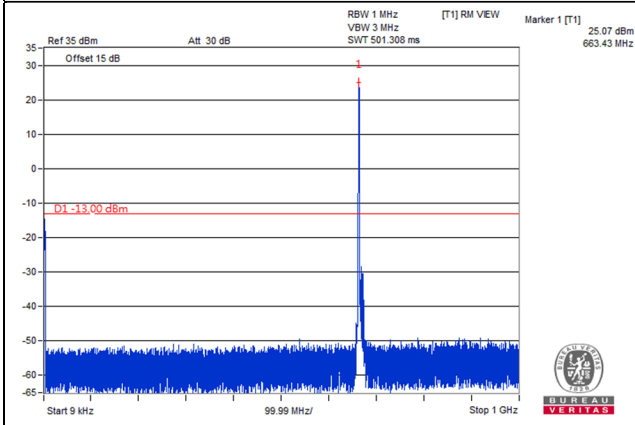
Channel 139100 (695.5MHz)



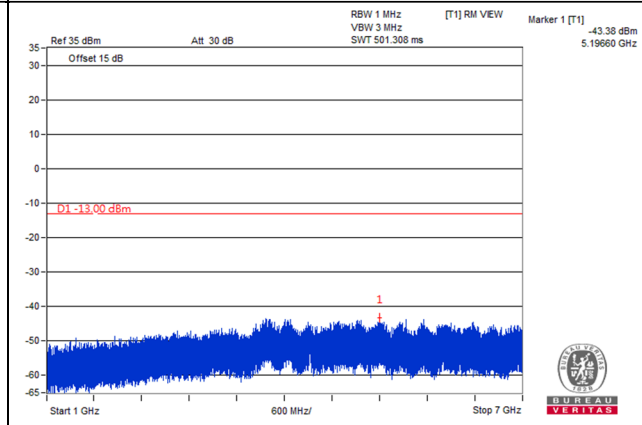
Channel Bandwidth: 10MHz

Channel 133600 (668.0MHz)

Frequency Range : 9kHz~1GHz

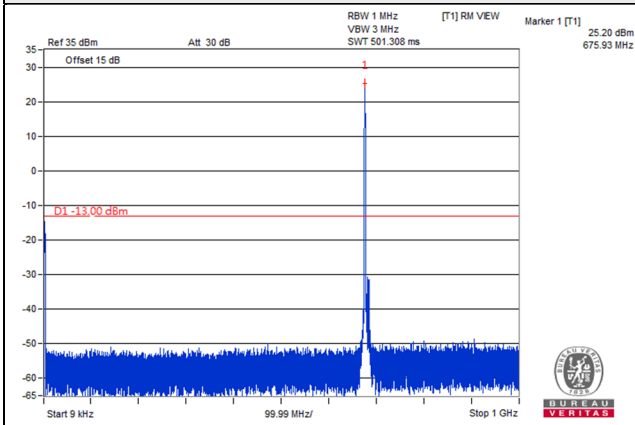


Frequency Range : 1GHz~7GHz

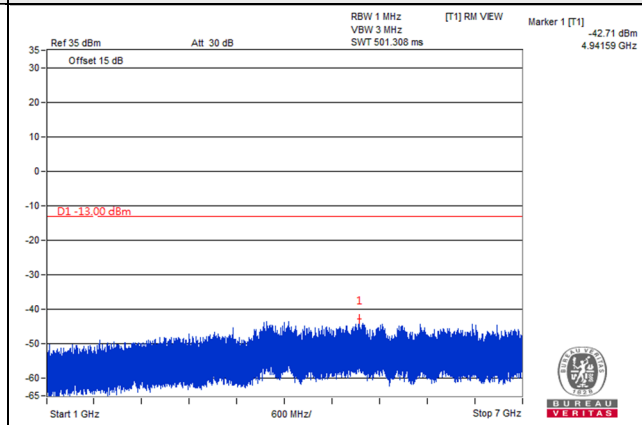


Channel 136100 (680.5MHz)

Frequency Range : 9kHz~1GHz

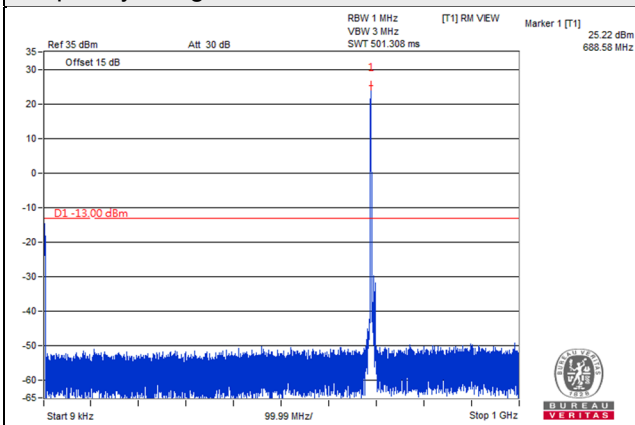


Frequency Range : 1GHz~7GHz

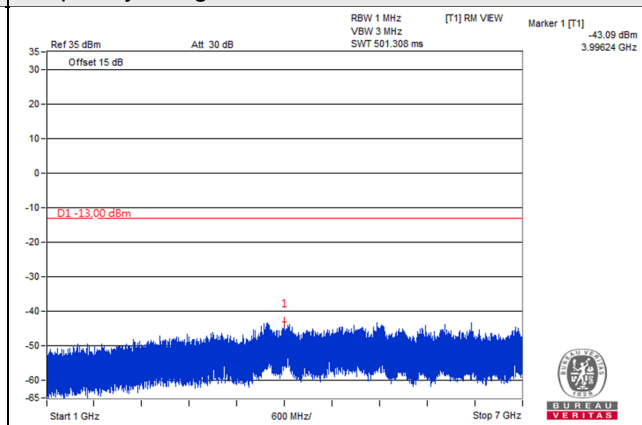


Channel 138600 (693.0MHz)

Frequency Range : 9kHz~1GHz



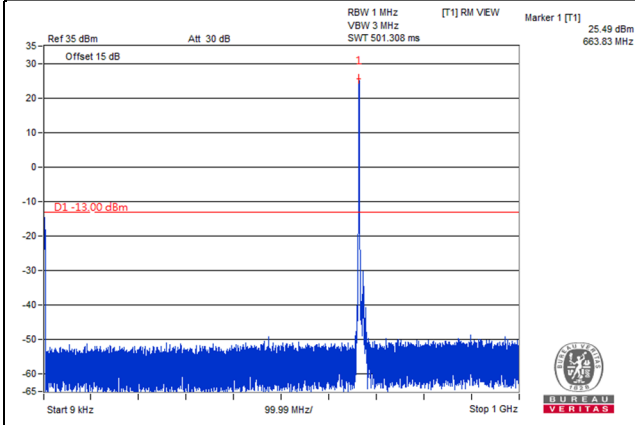
Frequency Range : 1GHz~7GHz



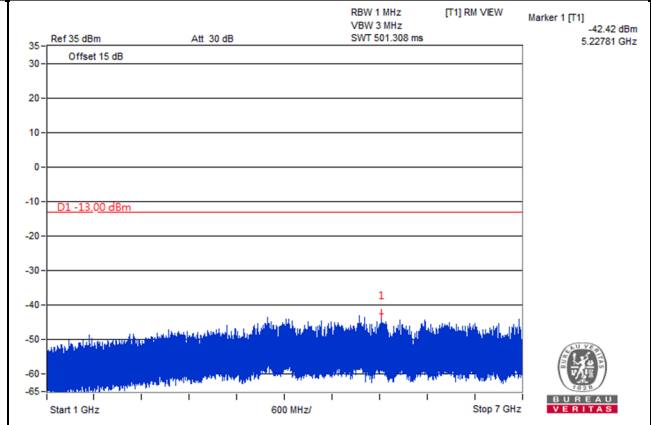
Channel Bandwidth: 15MHz

Channel 134100 (670.5MHz)

Frequency Range : 9kHz~1GHz

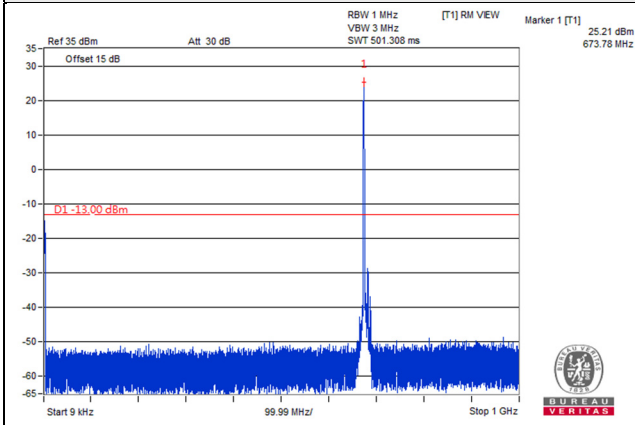


Frequency Range : 1GHz~7GHz

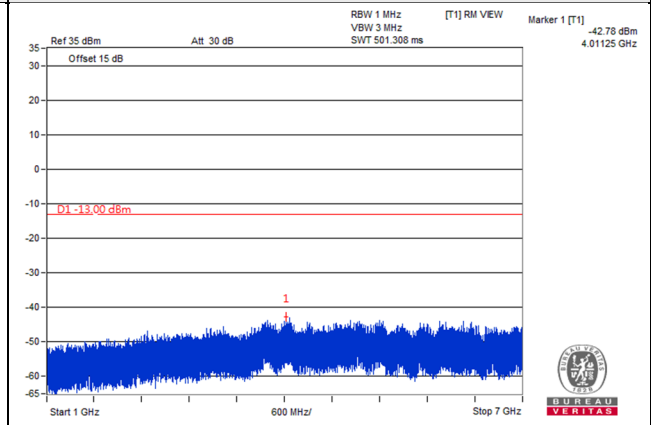


Channel 136100 (680.5MHz)

Frequency Range : 9kHz~1GHz

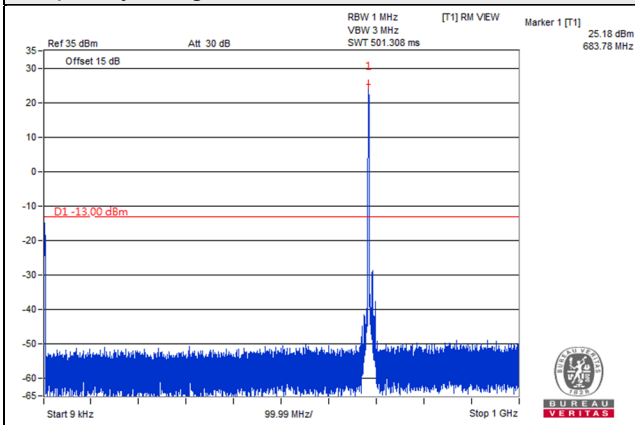


Frequency Range : 1GHz~7GHz



Channel 138100 (690.5MHz)

Frequency Range : 9kHz~1GHz



Frequency Range : 1GHz~7GHz

