

## FCC Test Report

### (Spot Check: ENDC: n2+Band 5/12/13/30/48/66)

**Report No.:** RF200109E02E-8

**FCC ID:** 2AQ68T99W175M

**Original FCC ID:** 2AQ68T99W175

**Test Model:** T99W175M

**Received Date:** May 29, 2020

**Test Date:** Jul. 03 ~ Aug. 11, 2020

**Issued Date:** Aug. 11, 2020

**Applicant:** Hon Lin Technology Co., Ltd.

**Address:** 11F, No. 32, Jihu Rd., Neihu Dist., Taipei City 114, Taiwan R.O.C.

**Issued By:** Bureau Veritas Consumer Products Services (H.K.) Ltd., Taoyuan Branch  
Lin Kou Laboratories

**Lab Address:** No. 47-2, 14th Ling, Chia Pau Vil., Lin Kou Dist., New Taipei City, Taiwan

**Test Location:** No.19, Hwa Ya 2nd Rd., Wen Hwa Vil., Kwei Shan Dist., Taoyuan City  
33383, Taiwan

**FCC Registration /** 788550 / TW0003

**Designation Number:**



This report is for your exclusive use. Any copying or replication of this report to or for any other person or entity, or use of our name or trademark, is permitted only with our prior written permission. This report sets forth our findings solely with respect to the test samples identified herein. The results set forth in this report are not indicative or representative of the quality or characteristics of the lot from which a test sample was taken or any similar or identical product specifically and expressly noted. Our report includes all of the tests requested by you and the results thereof based upon the information that you provided to us. You have 60 days from date of issuance of this report to notify us of any material error or omission caused by our negligence, provided, however, that such notice shall be in writing and shall specifically address the issue you wish to raise. A failure to raise such issue within the prescribed time shall constitute your unqualified acceptance of the completeness of this report, the tests conducted and the correctness of the report contents. Unless specific mention, the uncertainty of measurement has been explicitly taken into account to declare the compliance or non-compliance to the specification.

## Table of Contents

<b>Release Control Record</b> .....	<b>3</b>
<b>1 Certificate of Conformity</b> .....	<b>4</b>
<b>2 Summary of Test Results</b> .....	<b>5</b>
2.1 Measurement Uncertainty.....	6
2.2 Test Site and Instruments.....	7
<b>3 General Information</b> .....	<b>8</b>
3.1 General Description of EUT.....	8
3.2 Configuration of System under Test.....	16
3.2.1 Description of Support Units.....	16
3.3 Test Mode Applicability and Tested Channel Detail.....	17
3.4 EUT Operating Conditions.....	21
3.5 General Description of Applied Standards and References.....	21
<b>4 Test Types and Results</b> .....	<b>22</b>
4.1 Output Power Measurement.....	22
4.1.1 Limits of Output Power Measurement.....	22
4.1.2 Test Procedures.....	22
4.1.3 Test Setup.....	24
4.1.4 Test Results.....	25
4.2 Radiated Emission Measurement.....	89
4.2.1 Limits of Radiated Emission Measurement.....	89
4.2.2 Test Procedure.....	90
4.2.3 Deviation from Test Standard.....	90
4.2.4 Test Setup.....	91
4.2.5 Test Results.....	92
<b>5 Pictures of Test Arrangements</b> .....	<b>97</b>
<b>Appendix – Information of the Testing Laboratories</b> .....	<b>98</b>

### Release Control Record

Issue No.	Description	Date Issued
RF200109E02E-8	Original release	Aug. 11, 2020

## 1 Certificate of Conformity

**Product:** 5G WWAN Module

**Brand:** Foxconn

**Test Model:** T99W175M

**Sample Status:** Engineering Sample

**Applicant:** Hon Lin Technology Co., Ltd.

**Test Date:** Jul. 03 ~ Aug. 11, 2020

**Standards:** FCC Part 22, Subpart H  
FCC Part 24, Subpart E  
FCC Part 27, Subpart H, L, F, D  
FCC Part 96

The above equipment has been tested by **Bureau Veritas Consumer Products Services (H.K.) Ltd., Taoyuan Branch**, and found compliance with the requirement of the above standards. The test record, data evaluation & Equipment Under Test (EUT) configurations represented herein are true and accurate accounts of the measurements of the sample's RF characteristics under the conditions specified in this report.

**Prepared by :** Pettie Chen , **Date:** Aug. 11, 2020  
Pettie Chen / Senior Specialist

**Approved by :** Bruce Chen , **Date:** Aug. 11, 2020  
Bruce Chen / Senior Project Engineer

## 2 Summary of Test Results

Applied Standard: FCC Part 24 & Part 2			
FCC Clause	Test Item	Result	Remarks
2.1046 24.232	Effective radiated power	Pass	Meet the requirement of limit.
2.1053 24.238	Radiated Spurious Emissions	Pass	Meet the requirement of limit. Minimum passing margin is -29.2dB at 91.86MHz.

Note: Determining compliance based on the results of the compliance measurement, not taking into account measurement instrumentation uncertainty.

Applied Standard: FCC Part 22 & Part 2			
FCC Clause	Test Item	Result	Remarks
2.1046 22.913 (a)	Effective radiated power	Pass	Meet the requirement of limit.

Note: Determining compliance based on the results of the compliance measurement, not taking into account measurement instrumentation uncertainty.

Applied Standard: FCC Part 27 & Part 2						
FCC Clause				Test Item	Result	Remarks
LTE B12	LTE B13	LTE B30	LTE B66			
2.1046 27.50 (c)	2.1046 27.50 (b)	2.1046 27.50 (a)(3)	2.1046 27.50 (d)(4)	Equivalent Isotropically Radiated Power / Equivalent Radiated Power	Pass	Meet the requirement of limit.
2.1053 27.53(g)	2.1053 27.53(c)(f)	2.1053 27.53 (a)(4)	2.1053 27.53(h)	Radiated Spurious Emissions	Pass	Meet the requirement of limit. Minimum passing margin is -33.7dB at 110.13MHz.

Note: Determining compliance based on the results of the compliance measurement, not taking into account measurement instrumentation uncertainty.

47 CFR FCC Part 96			
FCC Clause	Test Item	Result	Remarks
2.1046 96.41(b)	Maximum Peak Output Power	Pass	Meet the requirement of limit.

Note: Determining compliance based on the results of the compliance measurement, not taking into account measurement instrumentation uncertainty.

## 2.1 Measurement Uncertainty

Where relevant, the following measurement uncertainty levels have been estimated for tests performed on the EUT as specified in CISPR 16-4-2:

Measurement	Frequency	Expanded Uncertainty (k=2) ( $\pm$ )
Radiated Emissions up to 1 GHz	9kHz ~ 30MHz	3.04 dB
	30MHz ~ 200MHz	3.63 dB
	200MHz ~ 1000MHz	3.64 dB
Radiated Emissions above 1 GHz	1GHz ~ 18GHz	2.29 dB
	18GHz ~ 40GHz	2.29 dB

## 2.2 Test Site and Instruments

Description & Manufacturer	Model No.	Serial No.	Cal. Date	Cal. Due
Test Receiver KEYSIGHT	N9038A	MY55420137	Apr. 16, 2020	Apr. 15, 2021
Spectrum Analyzer ROHDE & SCHWARZ	FSP40	100039	Jun. 12, 2020	Jun. 11, 2021
BILOG Antenna SCHWARZBECK	VULB9168	9168-160	Nov. 07, 2019	Nov. 06, 2020
HORN Antenna SCHWARZBECK	BBHA 9120 D	9120D-1169	Nov. 24, 2019	Nov. 23, 2020
HORN Antenna SCHWARZBECK	BBHA 9170	BBHA9170241	Nov. 24, 2019	Nov. 23, 2020
Preamplifier Agilent (Below 1GHz)	8447D	2944A10638	Jun. 08, 2020	Jun. 07, 2021
Preamplifier Agilent (Above 1GHz)	8449B	3008A02367	Feb. 18, 2020	Feb. 17, 2021
RF signal cable HUBER+SUHNER&EMCI	SUCOFLEX 104 & EMC104-SM-SM80 00	CABLE-CH9-02 (248780+171006)	Jan. 18, 2020	Jan. 17, 2021
RF signal cable HUBER+SUHNER	SUCOFLEX 104	CABLE-CH9-(250795/4)	Jan. 18, 2020	Jan. 17, 2021
RF signal cable Woken	8D-FB	Cable-CH9-01	Jun. 08, 2020	Jun. 07, 2021
Software BV ADT	ADT_Radiated_ V7.6.15.9.5	NA	NA	NA
Antenna Tower EMCO	2070/2080	512.835.4684	NA	NA
Turn Table EMCO	2087-2.03	NA	NA	NA
Antenna Tower & Turn BV ADT	AT100	AT93021705	NA	NA
Turn Table BV ADT	TT100	TT93021705	NA	NA
Turn Table Controller BV ADT	SC100	SC93021705	NA	NA
Boresight Antenna Fixture	FBA-01	FBA-SIP01	NA	NA
WIT Standard Temperature And Humidity Chamber	TH-4S-C	W981030	Jun. 01, 2020	May 31, 2021
JFW 20dB attenuation	50HF-020-SMA	NA	NA	NA
True RMS Clamp Meter Fluke	325	31130711WS	Jun. 06, 2020	Jun. 05, 2021
DC power supply	U8002A	MY56330015	NA	NA

Note: 1. The calibration interval of the above test instruments is 12 months and the calibrations are traceable to NML/ROC and NIST/USA.

2. The test was performed in HwaYa Chamber 9.

### 3 General Information

#### 3.1 General Description of EUT

Product	5G WWAN Module
Brand	Foxconn
Test Model	T99W175M
Sample Status	Engineering Sample
Power Supply Rating	5 Vdc (Host equipment) 3.135Vdc~3.63Vdc (Module)

#### n2

Modulation Type	$\pi/2$ BPSK, QPSK, 16QAM, 64QAM, 256QAM					
Waveform Type	CP-OFDM, DFT-s-OFDM					
Operating Frequency	n2 (Channel Bandwidth 5MHz)	1852.5~1907.5MHz				
	n2 (Channel Bandwidth 10MHz)	1855.0~1905.0MHz				
	n2 (Channel Bandwidth 15MHz)	1857.5~1902.5MHz				
	n2 (Channel Bandwidth 20MHz)	1860.0~1900.0MHz				
Max. EIRP Power		$\pi/2$ BPSK	QPSK	16QAM	64QAM	256QAM
	n2 (Channel Bandwidth 5MHz)	527.230mW (27.22dBm)	518.800mW (27.15dBm)	500.035mW (26.99dBm)	467.735mW (26.70dBm)	267.301mW (24.27dBm)
	n2 (Channel Bandwidth 10MHz)	521.195mW (27.17dBm)	519.996mW (27.16dBm)	487.528mW (26.88dBm)	485.289mW (26.86dBm)	260.615mW (24.16dBm)
	n2 (Channel Bandwidth 15MHz)	530.884mW (27.25dBm)	518.800mW (27.15dBm)	493.174mW (26.93dBm)	479.733mW (26.81dBm)	264.850mW (24.23dBm)
	n2 (Channel Bandwidth 20MHz)	527.230mW (27.22dBm)	506.991mW (27.05dBm)	474.242mW (26.76dBm)	271.644mW (24.34dBm)	271.644mW (24.34dBm)
Emission Designator		$\pi/2$ BPSK	QPSK	16QAM	64QAM	256QAM
	n2 (Channel Bandwidth 5MHz)	4M47G7D	4M49G7D	4M49D7W	4M49D7W	4M47D7W
	n2 (Channel Bandwidth 10MHz)	9M17G7D	8M96G7D	8M96D7W	8M95D7W	9M17D7W
	n2 (Channel Bandwidth 15MHz)	14M0G7D	13M5G7D	13M5D7W	13M5D7W	14M1D7W
	n2 (Channel Bandwidth 20MHz)	18M8G7D	18M0G7D	18M0D7W	18M0D7W	18M9D7W



### LTE Band

Modulation Type	QPSK, 16QAM, 64QAM, 256QAM		
Operating Frequency	LTE Band 5	Channel Bandwidth 1.4MHz	824.7MHz ~ 848.3MHz
		Channel Bandwidth 3MHz	825.5MHz ~ 847.5MHz
		Channel Bandwidth 5MHz	826.5MHz ~ 846.5MHz
		Channel Bandwidth 10MHz	829.0MHz ~ 844.0MHz
	LTE Band 12	Channel Bandwidth 1.4MHz	699.7MHz ~ 715.3MHz
		Channel Bandwidth 3MHz	700.5MHz ~ 714.5MHz
		Channel Bandwidth 5MHz	701.5MHz ~ 713.5MHz
		Channel Bandwidth 10MHz	704.0MHz ~ 711.0MHz
	LTE Band 13	Channel Bandwidth 5MHz	779.5MHz ~ 784.5MHz
		Channel Bandwidth 10MHz	782.0MHz
	LTE Band 30	Channel Bandwidth 5MHz	2307.5MHz ~ 2312.5MHz
		Channel Bandwidth 10MHz	2310.0MHz
	LTE Band 48	Channel Bandwidth 5MHz	TX: 3552.5MHz ~ 3697.5 MHz
			RX: 3552.5MHz ~ 3697.5 MHz
		Channel Bandwidth 10MHz	TX: 3555MHz ~ 3695 MHz
			RX: 3555MHz ~ 3695 MHz
	Channel Bandwidth 15MHz	TX: 3557.5MHz ~ 3692.5 MHz	
		RX: 3557.5MHz ~ 3692.5 MHz	
	Channel Bandwidth 20MHz	TX: 3560MHz ~ 3690 MHz	
		RX: 3560MHz ~ 3690 MHz	
	LTE Band 66	Channel Bandwidth 1.4MHz	1710.7MHz ~ 1779.3MHz
		Channel Bandwidth 3MHz	1711.5MHz ~ 1778.5MHz
		Channel Bandwidth 5MHz	1712.5MHz ~ 1777.5MHz
		Channel Bandwidth 10MHz	1715.0MHz ~ 1775.0MHz
Channel Bandwidth 15MHz		1717.5MHz ~ 1772.5MHz	
Channel Bandwidth 20MHz		1720.0MHz ~ 1770.0MHz	

				QPSK	16QAM	64QAM	256QAM	
		Channel Bandwidth						
Max. ERP Power	LTE Band 5	Channel Bandwidth 1.4MHz		301.301mW (24.79dBm)	234.423mW (23.70dBm)	188.365mW (22.75dBm)	185.780mW (21.99dBm)	
		Channel Bandwidth 3MHz		299.916mW (24.77dBm)	233.884mW (23.69dBm)	186.638mW (22.71dBm)	152.055mW (21.82dBm)	
		Channel Bandwidth 5MHz		304.089mW (24.83dBm)	240.991mW (23.82dBm)	188.799mW (22.76dBm)	153.462mW (21.86dBm)	
		Channel Bandwidth 10MHz		304.789mW (24.84dBm)	236.592mW (23.74dBm)	197.697mW (22.69dBm)	153.109mW (21.85dBm)	
	LTE Band 12	Channel Bandwidth 1.4MHz		321.366mW (25.07dBm)	256.448mW (24.09dBm)	201.372mW (23.04dBm)	157.036mW (21.96dBm)	
		Channel Bandwidth 3MHz		324.340mW (25.11dBm)	258.226mW (24.12dBm)	205.116mW (23.12dBm)	159.956mW (22.04dBm)	
		Channel Bandwidth 5MHz		328.852mW (25.17dBm)	258.821mW (24.13dBm)	205.116mW (23.12dBm)	158.489mW (22.00dBm)	
		Channel Bandwidth 10MHz		321.366mW (25.07dBm)	263.633mW (24.21dBm)	203.704mW (23.09dBm)	154.525mW (21.89dBm)	
	LTE Band 13	Channel Bandwidth 5MHz		325.087mW (25.12dBm)	259.418mW (24.14dBm)	211.836mW (23.26dBm)	163.305mW (22.13dBm)	
		Channel Bandwidth 10MHz		332.660mW (25.22dBm)	251.189mW (24.00dBm)	207.014mW (23.16dBm)	159.956mW (22.04dBm)	
	Max. EIRP Power	LTE Band 30	Channel Bandwidth 5MHz		204.174 mW/5MHz (23.1dBm /5MHz)	165.959 mW/5MHz (22.2dBm /5MHz)	151.356 mW/5MHz (21.8dBm /5MHz)	131.826 mW/5MHz (21.2dBm /5MHz)
			Channel Bandwidth 10MHz		199.526 mW/5MHz (23.0dBm /5MHz)	165.959 mW/5MHz (22.2dBm /5MHz)	151.356 mW/5MHz (21.8dBm /5MHz)	134.896 mW/5MHz (21.3dBm /5MHz)
LTE Band 48		<b>Per 10M</b>						
		Channel Bandwidth 5MHz		169.044mW (22.28dBm)	136.458mW (21.35dBm)	108.393mW (20.35dBm)	89.331mW (19.51dBm)	
		Channel Bandwidth 10MHz		177.419mW (22.49dBm)	137.404mW (21.38dBm)	111.944mW (20.49dBm)	87.096mW (19.40dBm)	
		Channel Bandwidth 15MHz		172.187mW (22.36dBm)	137.404mW (21.38dBm)	104.954mW (20.21dBm)	81.658mW (19.12dBm)	
		Channel Bandwidth 20MHz		171.791mW (22.35dBm)	138.357mW (21.41dBm)	109.144mW (20.38dBm)	84.723mW (19.28dBm)	
		<b>Full Power</b>						
		Channel Bandwidth 5MHz		177.419mW (22.49dBm)	142.561mW (21.54dBm)	110.154mW (20.42dBm)	92.045mW (19.64dBm)	
		Channel Bandwidth 10MHz		172.584mW (22.37dBm)	137.721mW (21.39dBm)	110.662mW (20.44dBm)	90.573mW (19.57dBm)	
		Channel Bandwidth 15MHz		169.434mW (22.29dBm)	133.660mW (21.26dBm)	113.240mW (20.54dBm)	89.125mW (19.50dBm)	
		Channel Bandwidth 20MHz		173.380mW (22.39dBm)	140.281mW (21.47dBm)	1110.154mW (20.42dBm)	91.411mW (19.61dBm)	

		QPSK	16QAM	64QAM	256QAM	
Max. EIRP Power	LTE Band 66	Channel Bandwidth 1.4MHz	521.195mW (27.17dBm)	397.192mW (25.99dBm)	331.131mW (25.20dBm)	266.073mW (24.25dBm)
		Channel Bandwidth 3MHz	524.807mW (27.20dBm)	415.911mW (26.19dBm)	325.087mW (25.12dBm)	263.027mW (24.20dBm)
		Channel Bandwidth 5MHz	518.800mW (27.15dBm)	402.717mW (26.05dBm)	322.849mW (25.09dBm)	268.534mW (24.29dBm)
		Channel Bandwidth 10MHz	535.797mW (27.29dBm)	417.830mW (26.21dBm)	322.107mW (25.08dBm)	263.633mW (24.21dBm)
		Channel Bandwidth 15MHz	511.682mW (27.09dBm)	408.319mW (26.11dBm)	327.341mW (25.15dBm)	251.189mW (24.00dBm)
		Channel Bandwidth 20MHz	532.108mW (27.26dBm)	408.319mW (26.11dBm)	325.837mW (25.13dBm)	259.418mW (24.14dBm)
Emission Designator	LTE Band 5	Channel Bandwidth 1.4MHz	1M09G7D	1M09D7W	1M09D7W	1M09D7W
		Channel Bandwidth 3MHz	2M70G7D	2M70D7W	2M70D7W	2M70D7W
		Channel Bandwidth 5MHz	4M49G7D	4M49D7W	4M49D7W	4M49D7W
		Channel Bandwidth 10MHz	8M96G7D	8M96D7W	8M95D7W	8M96D7W
	LTE Band 12	Channel Bandwidth 1.4MHz	1M09G7D	1M09D7W	1M09D7W	1M09D7W
		Channel Bandwidth 3MHz	2M70G7D	2M70D7W	2M70D7W	2M70D7W
		Channel Bandwidth 5MHz	4M48G7D	4M49D7W	4M49D7W	4M49D7W
		Channel Bandwidth 10MHz	8M96G7D	8M96D7W	8M95D7W	8M96D7W
	LTE Band 13	Channel Bandwidth 5MHz	4M50G7D	4M50D7W	4M50D7W	4M49D7W
		Channel Bandwidth 10MHz	8M94G7D	8M96D7W	8M95D7W	8M94D7W
	LTE Band 30	Channel Bandwidth 5MHz	4M49G7D	4M49D7W	4M49D7W	4M49D7W
		Channel Bandwidth 10MHz	8M96G7D	8M96D7W	8M96D7W	8M96D7W
	LTE Band 48	Channel Bandwidth 5MHz	4M49G7D	4M49D7W	4M50D7W	4M48D7W
		Channel Bandwidth 10MHz	8M96G7D	8M97D7W	8M97D7W	8M96D7W
		Channel Bandwidth 15MHz	13M5G7D	13M5D7W	13M5D7W	13M5D7W
		Channel Bandwidth 20MHz	17M9G7D	17M9D7W	17M9D7W	17M9D7W
	LTE Band 66	Channel Bandwidth 1.4MHz	1M09G7D	1M09D7W	1M09D7W	1M09D7W
		Channel Bandwidth 3MHz	2M70G7D	2M70D7W	2M70D7W	2M70D7W
		Channel Bandwidth 5MHz	4M49G7D	4M49D7W	4M50D7W	4M49D7W
		Channel Bandwidth 10MHz	8M96G7D	8M97D7W	8M97D7W	8M97D7W
		Channel Bandwidth 15MHz	13M5G7D	13M5D7W	13M5D7W	13M5D7W
		Channel Bandwidth 20MHz	18M0G7D	18M0D7W	18M0D7W	18M0D7W
	Antenna Type	Refer to Note as below				
	Antenna Connector	Refer to Note as below				
Accessory Device	NA					
Cable Supplied	NA					

Output Power / Emission Designator	n2+LTE Band 5		Maximum EIRP	Sum Bandwidth
		n2	571.479mW (27.57dBm)	13M4D7W
LTE Band 5 (ERP)	319.154mW (25.04dBm)			
		EIRP	MAX Sum Bandwidth	
	n2	223.872mW (23.50dBm)	27M5D7W	
	LTE Band 5 (ERP)	221.309mW (23.45dBm)		
		Maximum EIRP	Sum Bandwidth	
	n2+LTE Band 12	n2	571.479mW (27.57dBm)	5M56D7W
		LTE Band 12 (ERP)	350.752mW (25.45dBm)	
		EIRP	MAX Sum Bandwidth	
	n2	223.872mW (23.50dBm)	27M9D7W	
	LTE Band 12 (ERP)	316.228mW (25.00dBm)		
		Maximum EIRP	Sum Bandwidth	
	n2+LTE Band 13	n2	571.479mW (27.57dBm)	13M4D7W
		LTE Band 13 (ERP)	351.560mW (25.46dBm)	
		EIRP	MAX Sum Bandwidth	
	n2	223.872mW (23.50dBm)	27M9D7W	
	LTE Band 13 (ERP)	253.513mW (24.04dBm)		
		Maximum EIRP	Sum Bandwidth	
	n2+LTE Band 30	n2	571.479mW (27.57dBm)	8M96D7W
		LTE Band 30 (EIRP)	213.796mW (23.30dBm)	
		EIRP	MAX Sum Bandwidth	
	n2	223.872mW (23.50dBm)	27M9D7W	
	LTE Band 30 (EIRP)	204.174mW (23.10dBm)		
		Maximum EIRP	Sum Bandwidth	
	n2+LTE Band 48	n2	571.479mW (27.57dBm)	8M95D7W
		LTE Band 48 (EIRP)	186.638mW (22.71dBm)	
		EIRP	MAX Sum Bandwidth	
	n2	223.872mW (23.50dBm)	36M8D7W	
	LTE Band 48 (EIRP)	102.802mW (20.12dBm)		
		Maximum EIRP	Sum Bandwidth	
	n2+LTE Band 66	n2	571.479mW (27.57dBm)	13M4D7W
		LTE Band 66 (EIRP)	558.470mW (27.47dBm)	
		EIRP	MAX Sum Bandwidth	
	n2	223.872mW (23.50dBm)	36M9D7W	
	LTE Band 66 (EIRP)	405.509mW (26.08dBm)		

Note:

1. This report is a supplementary report to the original BV CPS report no.: RF200109E02B-8. The difference compared with original report is only adding mmWave hardware, mmWave function is disabled by software. Exhibit prepared for FCC Spot Check Verification report, the format, test items and amount of spot-check test data are decided by applicant's engineering judgment, for more details please refer to declaration letter exhibit. Radiated emission and output power verification worst test refer to original report.

2. There are four Difference HW of T99W175M.

Brand	Model	HW
Foxconn	T99W175M	1. 3G+LTE+Sub6+mmWave+eSIM
		2. 3G+LTE+Sub6+mmWave+w/o eSIM
		3. 3G+LTE+Sub6+mmWave+eSIM+GNSS connector
		4. 3G+LTE+Sub6+mmWave+w/o eSIM+GNSS connector

\*After pre-testing, "HW: 1. 3G+LTE+Sub6+mmWave+eSIM" is the worst for the final tests.

3. After pre-testing, "DFT-s-OFDM" is the worst for the final tests.

4. The following antennas were provided to the EUT.

Antenna No.	RF Chain No.	Brand	Model	Antenna Net Gain(dBi)	Frequency range (MHz)	Antenna Type	Connector Type
1		WHA YU	C107-511720-A	4.41	660~803	PCB	I-PEX
2		WHA YU	C107-511721-A	3.81	791~960 1447.9~1606	PCB	I-PEX
				4.03			
3		WHA YU	C107-511722-A	4.27	1710~2170 2500~2690	PCB	I-PEX
				5.31			
4		WHA YU	C107-511723-A	2.99	2300~2400 3500~3700	PCB	I-PEX
				0.92			
5		WHA YU	C107-511724-A	6.45	5150~5925	PCB	I-PEX
6		WHA YU	C107-511725-A	4.89	3400~3700	PCB	I-PEX
7		AVX	5000106-R1-X01	2.91	699~803	Monopole	I-PEX
8		AVX	5000107-R1-X01	2.59	791~960	Monopole	I-PEX
9		AVX	5000108-R1-X01	2.85	1427~1610	Monopole	I-PEX
10		AVX	5000109-R1-X01	2.23	1710~2200 5150~5925	Monopole	I-PEX
				2.94			
11		AVX	5000110-R1-X01	0.9	2300~2690	Monopole	I-PEX
12		AVX	5000111-R1-X01	0.87	3300~5000	Monopole	I-PEX

Antenna No.	RF Chain No.	Brand	Model	Antenna Net Gain(dBi)	Frequency range (MHz)	Antenna Type	Connector Type
13	Tx1/ Rx1	Ethertronics	5003806	0.4 -1.61 0.39 2.95 1.98 0.38 0.83 2.31	698-821 824-960 1425-1515 1710-2200 2300-2690 3300-4200 4400-5000 5150-5925	PIFA	I-PEX
	Rx2	Ethertronics	5003807	-2.24 -4.52 2.87 2.99 2.93 2.91 2.23 -0.85 -3.04	716-821 824-960 1425-1515 1557-1610 1805-2200 2300-2690 3300-4200 4400-5000 5150-5925	PIFA	I-PEX
	Tx2/ Rx3	Ethertronics	5003806	2.21 2.25 -0.45 2.6	1710-2200 2300-2690 3300-4200 4400-5000	PIFA	I-PEX
	Rx4	Ethertronics	5003700	1.38 2.87 0.6 -2.09	1805-2200 2300-2690 3300-4200 4400-5000	PIFA	I-PEX
14	Ant. 0 (TX/RX)	Master Wave	NA	2.4 2.2 2.9 2.9 2.9 NA	880~960 1020~2170 2545~2595 3565~3600 3900~4000 GPS	PCB	I-PEX
	Ant. 2 (TX/RX)	Master Wave	NA	NA 2.2 2.8 2.9 2.8 NA	880~960 1020~2170 2545~2595 3565~3600 3900~4000 GPS	PCB	I-PEX
	Ant. 1 (RX)	Master Wave	NA	NA 5.3 5.1 4.3 4.5 NA	880~960 1020~2170 2545~2595 3565~3600 3900~4000 GPS	PCB	I-PEX
	Ant. 3 (RX)	Master Wave	NA	1.3 6.8 3.7 6.4 6.2 3.7	880~960 1020~2170 2545~2595 3565~3600 3900~4000 GPS	PCB	I-PEX

\*The above Antenna information is declared by manufacturer and for more detailed features description, please refer to the manufacturer's specifications, the laboratory shall not be held responsible.

\*The antenna for the final tests as following table.

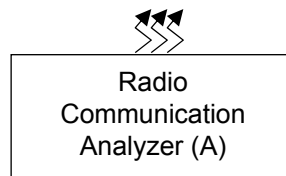
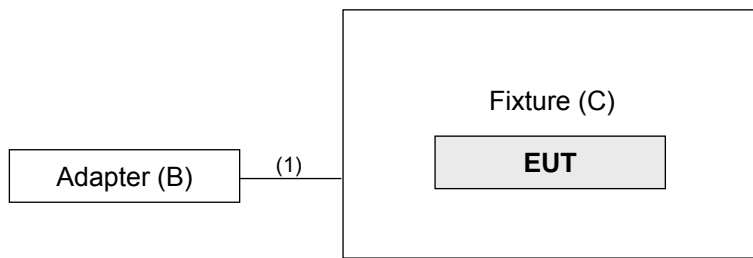
	Band	Antenna
5GNR	2 (15kHz) /5/10/15/20	Antenna 3

	Band	Antenna
LTE	5	Antenna 2
	12	Antenna 1
	13	Antenna 1
	30	Antenna 4
	48	Antenna 4
	66	Antenna 3

5. The EUT supports the following ENDC configuration.

	FCC 5G FR1			ENDC
	Band	SCS	Bandwidth (MHz)	
5GNR	n2	15kHz	5/10/15/20	Band 5/12/13/30/48/66
	n5	15kHz	5/10/15/20	Band 2/7/12/48/66
	n7	15kHz	5/10/15/20	Band 5/12
	n12	15kHz	5/10/15	Band 2/66
	n41	30kHz	20/40/50/60/80/90/100	Band 2/25/26/66/41
	n66	15kHz	5/10/15/20	Band 5/12/13/30/48/71
	n71	15kHz	5/10/15/20	Band 2/7/66

### 3.2 Configuration of System under Test



#### 3.2.1 Description of Support Units

The EUT has been tested as an independent unit together with other necessary accessories or support units. The following support units or accessories were used to form a representative test configuration during the tests.

ID	Product	Brand	Model No.	Serial No.	FCC ID	Remarks
A.	Radio Communication Analyzer	Anritsu	MT8821C	6261806803	NA	-
B.	Adapter	LITEON	PA-1050-39	NA	NA	-
C.	Fixture	NA	NA	NA	NA	Provided by client.

Note:

1. All power cords of the above support units are non-shielded (1.8m).
2. Item A acted as a communication partner to transfer data.

ID	Descriptions	Qty.	Length (m)	Shielding (Yes/No)	Cores (Qty.)	Remarks
1.	USB cable	1	1.5	Y	0	-



### 3.3 Test Mode Applicability and Tested Channel Detail

Pre-Scan has been conducted to determine the worst-case mode from all possible combinations between available modulations, data rates, XYZ axis and antenna ports. The worst case was found when positioned on Z-plane. Following channel(s) was (were) selected for the final test as listed below.

n2

EUT Configure Mode	Test item	Available channel	Tested Channel	Channel Bandwidth	Modulation	Mode
-	EIRP	370500 to 381500	370500 (1852.50MHz), 376000 (1880.00MHz), 381500 (1907.50MHz)	5MHz	$\pi/2$ BPSK / QPSK / 16QAM / 64QAM / 256QAM	1 RB / 0 RB Offset 1 RB / 12 RB Offset 1 RB / 24 RB Offset 12 RB / 0 RB Offset 12 RB / 6 RB Offset 12 RB / 13 RB Offset 25 RB / 0 RB Offset
		371000 to 381000	371000 (1855.00MHz), 376000 (1880.00MHz), 381000 (1905.00MHz)	10MHz	$\pi/2$ BPSK / QPSK / 16QAM / 64QAM / 256QAM	1 RB / 0 RB Offset 1 RB / 24 RB Offset 1 RB / 49 RB Offset 25 RB / 0 RB Offset 25 RB / 12 RB Offset 25 RB / 25 RB Offset 50 RB / 0 RB Offset
		371500 to 380500	371500 (1857.50MHz), 376000 (1880.00MHz), 380500 (1902.50MHz)	15MHz	$\pi/2$ BPSK / QPSK / 16QAM / 64QAM / 256QAM	1 RB / 0 RB Offset 1 RB / 37 RB Offset 1 RB / 74 RB Offset 36 RB / 0 RB Offset 36 RB / 19 RB Offset 36 RB / 39 RB Offset 75 RB / 0 RB Offset
		372000 to 380000	372000 (1860.00MHz), 376000 (1880.00MHz), 380000 (1900.00MHz)	20MHz	$\pi/2$ BPSK / QPSK / 16QAM / 64QAM / 256QAM	1 RB / 0 RB Offset 1 RB / 50 RB Offset 1 RB / 99 RB Offset 50 RB / 0 RB Offset 50 RB / 25 RB Offset 50 RB / 50 RB Offset 100 RB / 0 RB Offset
-	Radiated Emission Below 1GHz	371500 to 380500	371500 (1857.50MHz)	15MHz	$\pi/2$ BPSK	1 RB / 39 RB Offset
-	Radiated Emission Above 1GHz	371500 to 380500	371500 (1857.50MHz)	15MHz	$\pi/2$ BPSK	1 RB / 39 RB Offset

### LTE Band 5

EUT Configure Mode	Test item	Available channel	Tested channel	Channel Bandwidth	Modulation	Mode
-	ERP	20407 to 20643	20407(824.7MHz), 20525(836.5MHz), 20643(848.3MHz)	1.4MHz	QPSK / 16QAM / 64QAM / 256QAM	1 RB / 0 RB Offset 1 RB / 2 RB Offset 1 RB / 5 RB Offset 3 RB / 0 RB Offset 3 RB / 1 RB Offset 3 RB / 3 RB Offset 6 RB / 0 RB Offset
		20415 to 20635	20415(825.5MHz), 20525(836.5MHz), 20635(847.5MHz)	3MHz	QPSK / 16QAM / 64QAM / 256QAM	1 RB / 0 RB Offset 1 RB / 7 RB Offset 1 RB / 14 RB Offset 8 RB / 0 RB Offset 8 RB / 3 RB Offset 8 RB / 7 RB Offset 15 RB / 0 RB Offset
		20425 to 20625	20425(826.5MHz), 20525(836.5MHz), 20625(846.5MHz)	5MHz	QPSK / 16QAM / 64QAM / 256QAM	1 RB / 0 RB Offset 1 RB / 12 RB Offset 1 RB / 24 RB Offset 12 RB / 0 RB Offset 12 RB / 6 RB Offset 12 RB / 13 RB Offset 25 RB / 0 RB Offset
		20450 to 20600	20450(829.0MHz), 20525(836.5MHz), 20600(844.0MHz)	10MHz	QPSK / 16QAM / 64QAM / 256QAM	1 RB / 0 RB Offset 1 RB / 24 RB Offset 1 RB / 49 RB Offset 25 RB / 0 RB Offset 25 RB / 12 RB Offset 25 RB / 25 RB Offset 50 RB / 0 RB Offset

### LTE Band 12

EUT Configure Mode	Test item	Available channel	Tested channel	Channel Bandwidth	Modulation	Mode
-	ERP	23017 to 23173	23017(699.7MHz), 23095(707.5MHz), 23173(715.3MHz)	1.4MHz	QPSK / 16QAM / 64QAM / 256QAM	1 RB / 0 RB Offset 1 RB / 2 RB Offset 1 RB / 5 RB Offset 3 RB / 0 RB Offset 3 RB / 1 RB Offset 3 RB / 3 RB Offset 6 RB / 0 RB Offset
		23025 to 23165	23025(700.5MHz), 23095(707.5MHz), 23165(714.5MHz)	3MHz	QPSK / 16QAM / 64QAM / 256QAM	1 RB / 0 RB Offset 1 RB / 7 RB Offset 1 RB / 14 RB Offset 8 RB / 0 RB Offset 8 RB / 3 RB Offset 8 RB / 7 RB Offset 15 RB / 0 RB Offset
		23035 to 23155	23035(701.5MHz), 23095(707.5MHz), 23155(713.5MHz)	5MHz	QPSK / 16QAM / 64QAM / 256QAM	1 RB / 0 RB Offset 1 RB / 12 RB Offset 1 RB / 24 RB Offset 12 RB / 0 RB Offset 12 RB / 6 RB Offset 12 RB / 13 RB Offset 25 RB / 0 RB Offset
		23060 to 23130	23060(704.0MHz), 23095(707.5 MHz), 23130(711.0 MHz)	10MHz	QPSK / 16QAM / 64QAM / 256QAM	1 RB / 0 RB Offset 1 RB / 24 RB Offset 1 RB / 49 RB Offset 25 RB / 0 RB Offset 25 RB / 12 RB Offset 25 RB / 25 RB Offset 50 RB / 0 RB Offset
-	Radiated Emission Below 1GHz	23017 to 23173	23017(699.7MHz)	1.4MHz	QPSK	1 RB / 0 RB Offset
-	Radiated Emission Above 1GHz	23017 to 23173	23017(699.7MHz)	1.4MHz	QPSK	1 RB / 0 RB Offset

### LTE Band 13

EUT Configure Mode	Test item	Available channel	Tested channel	Channel Bandwidth	Modulation	Mode
-	ERP	23205 to 23255	23205(779.5MHz), 23230(782.0MHz), 23255(784.5MHz)	5MHz	QPSK / 16QAM / 64QAM / 256QAM	1 RB / 0 RB Offset 1 RB / 12 RB Offset 1 RB / 24 RB Offset 12 RB / 0 RB Offset 12 RB / 6 RB Offset 12 RB / 13 RB Offset 25 RB / 0 RB Offset
		23230	23230(782.0MHz)	10MHz	QPSK / 16QAM / 64QAM / 256QAM	1 RB / 0 RB Offset 1 RB / 24 RB Offset 1 RB / 49 RB Offset 25 RB / 0 RB Offset 25 RB / 12 RB Offset 25 RB / 25 RB Offset 50 RB / 0 RB Offset

### LTE Band 30

EUT Configure Mode	Test item	Available channel	Tested channel	Channel Bandwidth	Modulation	Mode
-	EIRP	27685 to 27735	27685 (2307.5MHz), 27710 (2310.0MHz), 27735 (2312.5MHz)	5MHz	QPSK / 16QAM / 64QAM / 256QAM	1 RB / 0 RB Offset 1 RB / 12 RB Offset 1 RB / 24 RB Offset 12 RB / 0 RB Offset 12 RB / 6 RB Offset 12 RB / 13 RB Offset 25 RB / 0 RB Offset
		27710	27710 (2310.0MHz)	10MHz	QPSK / 16QAM / 64QAM / 256QAM	1 RB / 0 RB Offset 1 RB / 24 RB Offset 1 RB / 49 RB Offset 25 RB / 0 RB Offset 25 RB / 12 RB Offset 25 RB / 25 RB Offset 50 RB / 0 RB Offset

### LTE Band 48

Test Item	Available Channel	Tested Channel	Channel Bandwidth	Modulation	Mode
Maximum Output Power	55265 to 56715	55265 (3552.5MHz), 55990 (3625.0MHz), 56715 (3697.5MHz)	5MHz	QPSK / 16QAM / 64QAM / 256QAM	1 RB / 0 RB Offset 1 RB / 12 RB Offset 1 RB / 24 RB Offset 12 RB / 0 RB Offset 12 RB / 6 RB Offset 12 RB / 13 RB Offset 25 RB / 0 RB Offset
	55290 to 56690	55290 (3555.0MHz), 55990 (3625.0MHz), 56690 (3695.0MHz)	10MHz	QPSK / 16QAM / 64QAM / 256QAM	1 RB / 0 RB Offset 1 RB / 24 RB Offset 1 RB / 49 RB Offset 25 RB / 0 RB Offset 25 RB / 12 RB Offset 25 RB / 25 RB Offset 50 RB / 0 RB Offset
	55315 to 56665	55315 (3557.5MHz), 55990 (3625.0MHz), 56665 (3692.5MHz)	15MHz	QPSK / 16QAM / 64QAM / 256QAM	1 RB / 0 RB Offset 1 RB / 37 RB Offset 1 RB / 74 RB Offset 36 RB / 0 RB Offset 36 RB / 19 RB Offset 36 RB / 39 RB Offset 75 RB / 0 RB Offset
	55340 to 56640	55340 (3560.0MHz), 55990 (3625.0MHz), 56640 (3690.0MHz)	20MHz	QPSK / 16QAM / 64QAM / 256QAM	1 RB / 0 RB Offset 1 RB / 50 RB Offset 1 RB / 99 RB Offset 50 RB / 0 RB Offset 50 RB / 25 RB Offset 50 RB / 50 RB Offset 100 RB / 0 RB Offset

LTE Band 66

EUT Configure Mode	Test Item	Available Channel	Tested Channel	Channel Bandwidth	Modulation	Mode
-	EIRP	131979 to 132665	131979 (1710.7MHz), 132322 (1745.0MHz), 132665 (1779.3MHz)	1.4MHz	QPSK / 16QAM / 64QAM / 256QAM	1 RB / 0 RB Offset 1 RB / 2 RB Offset 1 RB / 5 RB Offset 3 RB / 0 RB Offset 3 RB / 1 RB Offset 3 RB / 3 RB Offset 6 RB / 0 RB Offset
		131987 to 132657	131987 (1711.5MHz), 132322 (1745.0MHz), 132657 (1778.5MHz)	3MHz	QPSK / 16QAM / 64QAM / 256QAM	1 RB / 0 RB Offset 1 RB / 7 RB Offset 1 RB / 14 RB Offset 8 RB / 0 RB Offset 8 RB / 3 RB Offset 8 RB / 7 RB Offset 15 RB / 0 RB Offset
		131997 to 132647	131997 (1712.5MHz), 132322 (1745.0MHz), 132647 (1777.5MHz)	5MHz	QPSK / 16QAM / 64QAM / 256QAM	1 RB / 0 RB Offset 1 RB / 12 RB Offset 1 RB / 24 RB Offset 12 RB / 0 RB Offset 12 RB / 6 RB Offset 12 RB / 13 RB Offset 25 RB / 0 RB Offset
		132022 to 132622	132022 (1715.0MHz), 132322 (1745.0MHz), 132622 (1775.0MHz)	10MHz	QPSK / 16QAM / 64QAM / 256QAM	1 RB / 0 RB Offset 1 RB / 24 RB Offset 1 RB / 49 RB Offset 25 RB / 0 RB Offset 25 RB / 12 RB Offset 25 RB / 25 RB Offset 50 RB / 0 RB Offset
		132047 to 132597	132047 (1717.5MHz), 132322 (1745.0MHz), 132597 (1772.5MHz)	15MHz	QPSK / 16QAM / 64QAM / 256QAM	1 RB / 0 RB Offset 1 RB / 37 RB Offset 1 RB / 74 RB Offset 36 RB / 0 RB Offset 36 RB / 19 RB Offset 36 RB / 39 RB Offset 75 RB / 0 RB Offset
		132072 to 132572	132072 (1720.0MHz), 132322 (1745.0MHz), 132572 (1770.0MHz)	20MHz	QPSK / 16QAM / 64QAM / 256QAM	1 RB / 0 RB Offset 1 RB / 50 RB Offset 1 RB / 99 RB Offset 50 RB / 0 RB Offset 50 RB / 25 RB Offset 50 RB / 50 RB Offset 100 RB / 0 RB Offset

Test Condition:

Test Item	Environmental Conditions	Input Power (system)	Tested By
ERP / EIRP	25deg. C, 70%RH	5Vdc	James Yang
Radiated Emission	24deg. C, 63%RH 22deg. C, 65%RH	120Vac, 60Hz	Greg Lin

### **3.4 EUT Operating Conditions**

The EUT makes a call to the communication simulator. The communication simulator station system controlled a EUT to export maximum output power under transmission mode and specific channel frequency

### **3.5 General Description of Applied Standards and References**

The EUT is a RF Product. According to the specifications of the manufacturer, it must comply with the requirements of the following standards and References:

#### **Test Standard:**

**FCC 47 CFR Part 2**

**FCC 47 CFR Part 22**

**FCC 47 CFR Part 24**

**FCC 47 CFR Part 27**

**FCC 47 CFR Part 96**

**ANSI/TIA/EIA-603-D-2010**

**ANSI/TIA/EIA-603-E 2016**

**ANSI 63.26-2015**

All test items have been performed and recorded as per the above standards.

#### **References Test Guidance:**

**KDB 971168 D01 Power Meas License Digital Systems v03r01**

**KDB 971168 D02 Misc Rev Approv License Devices v02r01**

**KDB 662911 D01 Multiple Transmitter Output v02r01**

**KDB 940660 D01 Part 96 CBRS Eqpt v02**

All test items have been performed as a reference to the above KDB test guidance.

## 4 Test Types and Results

### 4.1 Output Power Measurement

#### 4.1.1 Limits of Output Power Measurement

For n2:

Mobile / Portable station are limited to 2 watts e.i.r.p.

For LTE Band 5:

Mobile / Portable station are limited to 7 watts e.r.p.

For LTE Band 12, LTE Band 13:

Control and mobile stations in the 698-746 MHz, 746-757 MHz, 787-788 MHz and 805-806 MHz band are limited to 30 watts ERP.

Portable stations (hand-held devices) in the 600 MHz uplink band and the 698-746 MHz band, and fixed and mobile stations in the 600 MHz uplink, 746-757 MHz, 787-788 MHz and 805-806 MHz band are limited to 3 watts ERP.

For LTE Band 30:

For mobile and portable stations compliant with 3GPP LTE standards or another advanced mobile broadband protocol that avoids concentrating energy at the edge of the operating band the average EIRP must not exceed 250 milliwatts within any 5 megahertz of authorized bandwidth but may exceed 50 milliwatts within any 1 megahertz of authorized bandwidth.

For LTE Band 48

Device		Maximum Output Power (dBm/10 MHz)
<input checked="" type="checkbox"/>	End User Device	23
<input type="checkbox"/>	Category A CBSD	30
<input type="checkbox"/>	Category B CBSD	47

For LTE Band 66:

Mobile / Portable station are limited to 1 watts e.i.r.p.

#### 4.1.2 Test Procedures

##### Conducted Power Measurement:

The EUT was set up for the maximum power with WCDMA, LTE link data modulation and link up with simulator. Set the EUT to transmit under low, middle and high channel and record the power level shown on simulator.

##### Maximum EIRP

##### For all bands except LTE Band 30:

The relevant equation for determining the maximum ERP or EIRP from the measured RF output power is given in Equation as follows:

$$\text{ERP or EIRP} = P_{\text{Meas}} + G_{\text{T}}$$

where

ERP or EIRP effective radiated power or equivalent isotropically radiated power, respectively

(expressed in the same units as  $P_{\text{Meas}}$ , e.g., dBm or dBW)

$P_{\text{Meas}}$  measured transmitter output power or PSD, in dBm or dBW

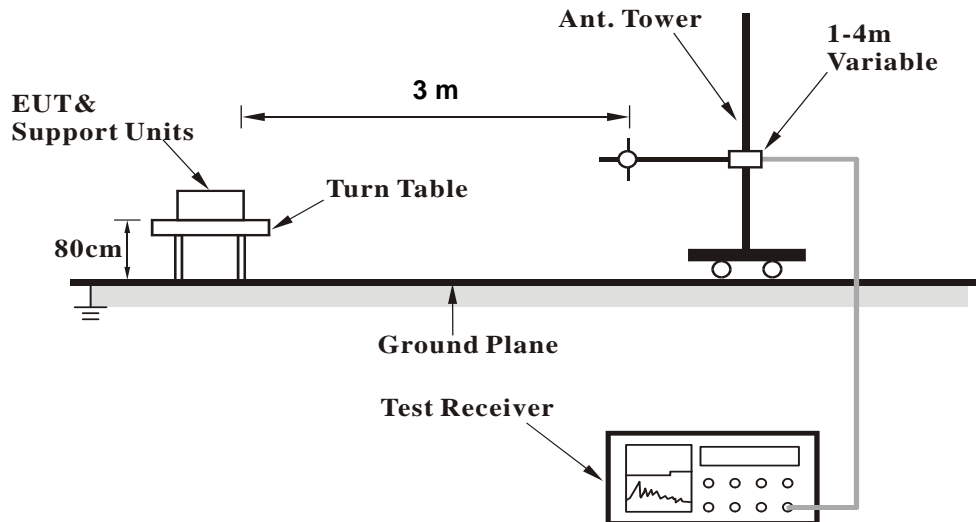
$G_{\text{T}}$  gain of the transmitting antenna, in dBd (ERP) or dBi (EIRP)

### EIRP Measurement for LTE Band 30:

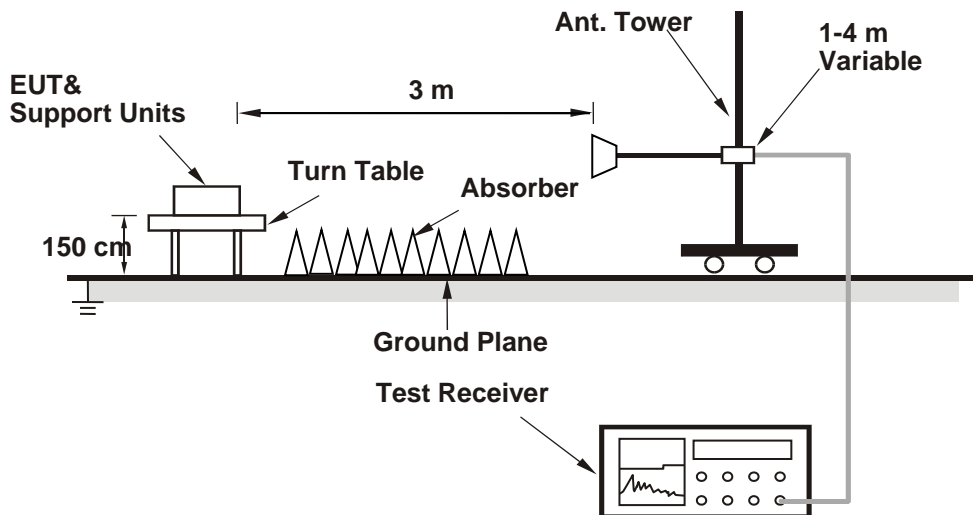
- a. All measurements were done at low, middle and high operational frequency range. RBW and VBW= 5MHz for LTE mode.
- b. Substitution method is used for E.I.R.P measurement. In the semi-anechoic chamber, EUT placed on the 0.8 m (below or equal 1 GHz) and/or 1.5 m (above 1 GHz) height of Turn Table, rotated the table around 360 degrees to search the maximum radiation power and receiver antenna shall be rotated vertical and horizontal polarization and moved height from 1 m to 4 m to find the maximum polar radiated power. The “Read Value” is the spectrum reading the maximum power value.
- c. The substitution horn antenna is substituted for EUT at the same position and signals generator export the CW signal to the substitution antenna via a tx cable. Rotated the Turn Table and moved receiving antenna to find the maximum radiation power. Adjust output power level of S.G to get a Value of spectrum reading equal to “Read Value” of step b. Record the power level of S.G.
- d.  $EIRP = \text{Output power level of S.G} - \text{TX cable loss} + \text{Antenna gain of substitution horn}$ . E.R.P power can be calculated form E.I.R.P power by subtracting the gain of dipole,  $E.R.P \text{ power} = E.I.R.P \text{ power} - 2.15 \text{ dB}$ .

### 4.1.3 Test Setup

**EIRP Measurement for LTE Band 30:**  
**<Radiated Emission below or equal 1 GHz>**

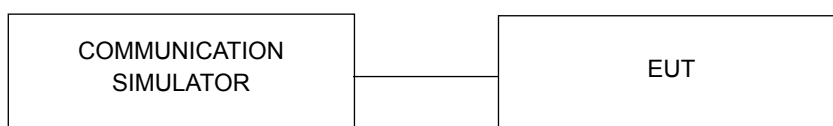


**<Radiated Emission above 1 GHz>**



For the actual test configuration, please refer to the attached file (Test Setup Photo).

Conducted Power Measurement:



For the actual test configuration, please refer to the attached file (Test Setup Photo).



#### 4.1.4 Test Results

##### Conducted Output Power (dBm)

		n2				
BW	MCS Index	Channel		370500	376000	381500
		Frequency (MHz)		1852.5	1880	1907.5
5M	$\pi/2$ BPSK	1	0	22.66	22.51	22.63
		1	12	22.66	22.61	22.80
		1	24	22.81	22.90	22.58
		12	0	22.21	22.49	22.76
		12	6	22.86	22.39	<b>22.95</b>
		12	13	22.57	22.67	22.65
		25	0	22.25	22.67	22.67
	QPSK	1	0	22.70	22.80	22.45
		1	12	22.77	22.37	22.83
		1	24	22.70	22.69	<b>22.88</b>
		12	0	22.54	22.44	22.37
		12	6	22.50	22.47	22.22
		12	13	22.41	22.45	22.53
		25	0	22.62	22.48	22.54
	16QAM	1	0	22.63	22.49	22.49
		1	12	22.29	22.65	22.38
		1	24	<b>22.72</b>	22.71	22.65
		12	0	22.16	22.23	22.34
		12	6	22.28	22.48	22.19
		12	13	22.44	21.91	22.04
		25	0	22.46	22.15	21.96
	64QAM	1	0	22.07	21.92	<b>22.43</b>
		1	12	22.19	22.38	22.32
		1	24	21.96	21.90	22.25
		12	0	21.97	22.13	21.76
		12	6	22.01	21.95	21.82
		12	13	22.25	22.18	22.14
		25	0	22.02	21.73	21.90
	256QAM	1	0	19.56	19.71	19.73
		1	12	19.67	19.94	<b>20.00</b>
		1	24	19.81	19.51	19.84
		12	0	19.50	19.29	18.95
		12	6	19.20	19.18	19.63
		12	13	19.40	19.01	18.88
		25	0	19.37	19.56	19.27

n2						
BW	MCS Index	Channel		371000	376000	381000
		Frequency (MHz)		1855	1880	1905
10M	$\pi/2$ BPSK	1	0	22.67	22.65	22.84
		1	26	<b>22.90</b>	22.79	22.54
		1	51	22.89	22.68	22.52
		26	0	22.71	22.69	22.38
		26	13	22.84	22.33	22.41
		26	26	22.50	22.12	22.33
		52	0	22.79	22.74	22.35
	QPSK	1	0	22.51	<b>22.61</b>	22.50
		1	26	22.89	22.60	22.83
		1	51	22.46	22.54	22.52
		26	0	22.63	22.63	22.40
		26	13	22.58	22.70	22.51
		26	26	22.29	22.38	22.37
		52	0	22.48	22.22	22.45
	16QAM	1	0	22.35	22.54	22.45
		1	26	22.33	22.22	<b>22.61</b>
		1	51	22.19	22.59	22.41
		26	0	22.21	22.37	22.47
		26	13	21.89	22.24	22.34
		26	26	22.04	22.25	22.16
		52	0	22.06	22.12	22.44
	64QAM	1	0	21.97	22.34	22.10
		1	26	<b>22.59</b>	22.13	22.07
		1	51	22.35	21.96	22.06
		26	0	21.88	21.98	22.23
		26	13	21.89	22.17	21.97
		26	26	21.84	21.85	22.09
		52	0	22.08	22.24	22.23
	256QAM	1	0	19.43	19.40	19.64
		1	26	19.82	19.44	19.33
		1	51	19.77	19.48	<b>19.89</b>
		26	0	19.31	19.60	19.56
		26	13	19.30	19.73	19.09
		26	26	19.35	19.34	19.08
		52	0	19.61	19.10	19.50

n2						
BW	MCS Index	Channel		371500	376000	380500
		Frequency (MHz)		1857.5	1880	1902.5
15M	$\pi/2$ BPSK	1	0	22.65	22.79	22.82
		1	39	<b>22.98</b>	22.57	22.76
		1	78	22.53	22.90	22.72
		39	0	22.60	22.30	22.29
		39	19	22.75	22.69	22.18
		39	40	22.52	22.48	22.33
		79	0	22.20	22.15	22.50
	QPSK	1	0	22.50	22.79	22.61
		1	39	22.74	22.52	<b>22.88</b>
		1	78	22.44	22.84	22.62
		39	0	22.21	22.25	22.17
		39	19	22.43	22.25	22.29
		39	40	22.59	22.69	22.48
		79	0	22.42	22.36	22.53
	16QAM	1	0	22.29	22.58	22.48
		1	39	<b>22.66</b>	22.61	22.64
		1	78	22.52	22.39	22.58
		39	0	22.27	22.10	22.14
		39	19	22.09	22.28	22.36
		39	40	22.23	22.12	22.23
		79	0	22.07	22.06	22.23
	64QAM	1	0	22.03	22.16	22.39
		1	39	22.35	22.07	21.90
		1	78	22.46	<b>22.54</b>	22.17
		39	0	21.98	22.11	22.11
		39	19	22.28	21.98	21.73
		39	40	22.16	22.01	22.10
		79	0	21.76	22.27	22.21
	256QAM	1	0	19.64	19.39	19.42
		1	39	19.49	19.54	19.80
1		78	<b>19.96</b>	19.88	19.87	
39		0	19.39	18.97	18.68	
39		19	19.24	19.07	19.36	
39		40	19.26	18.72	19.66	
79		0	19.57	19.02	19.22	

		n2				
BW	MCS Index	Channel		372000	376000	380000
		Frequency (MHz)		1860	1880	1900
20M	$\pi/2$ BPSK	1	0	22.57	22.79	22.47
		1	53	22.90	22.70	22.60
		1	105	22.45	22.76	<b>22.95</b>
		50	0	22.69	22.56	22.47
		50	25	22.86	22.33	22.37
		50	50	22.58	22.16	22.44
		106	0	22.64	22.30	22.33
	QPSK	1	0	22.64	<b>22.89</b>	22.87
		1	53	22.55	22.64	22.46
		1	105	22.53	22.82	22.60
		50	0	22.51	22.51	22.67
		50	25	22.55	22.42	22.63
		50	50	22.51	22.45	22.68
		106	0	22.39	22.41	22.69
	16QAM	1	0	<b>22.49</b>	22.64	22.31
		1	53	22.78	22.70	22.66
		1	105	22.27	22.70	22.55
		50	0	22.45	22.42	22.07
		50	25	22.07	22.16	22.16
		50	50	22.43	22.57	22.42
		106	0	22.07	22.43	22.24
	64QAM	1	0	21.90	22.29	22.39
		1	53	22.15	22.28	<b>22.49</b>
		1	105	21.99	22.37	22.39
		50	0	22.11	21.95	22.42
		50	25	22.14	22.12	22.32
		50	50	22.06	22.35	21.84
		106	0	21.89	22.35	22.18
	256QAM	1	0	19.54	19.87	19.84
		1	53	19.67	<b>20.07</b>	19.80
		1	105	19.61	19.83	19.87
		50	0	19.18	19.34	18.86
		50	25	19.63	19.15	19.23
		50	50	18.97	19.13	18.86
		106	0	19.58	18.86	19.02

LTE Band 5						
BW	MCS Index	RB Size	RB Offset	Low	Mid	High
		Channel		20407	20525	20643
		Frequency (MHz)		824.7	836.5	848.3
1.4M	QPSK	1	0	22.81	22.89	23.00
		1	2	22.71	23.13	22.94
		1	5	22.77	22.89	22.87
		3	0	22.13	22.62	22.09
		3	1	22.29	22.22	22.30
		3	3	22.36	22.37	22.59
		6	0	22.70	22.65	21.91
	16QAM	1	0	21.67	21.79	22.04
		1	2	21.64	21.76	21.69
		1	5	21.61	21.78	21.94
		3	0	21.09	21.43	21.77
		3	1	21.16	21.45	21.66
		3	3	21.54	21.33	21.28
		6	0	21.00	21.83	20.87
	64QAM	1	0	20.90	20.66	20.97
		1	2	21.09	20.92	20.99
		1	5	20.76	20.86	20.94
		3	0	20.76	19.99	20.20
		3	1	20.49	20.60	20.60
		3	3	20.60	20.36	19.98
		6	0	20.43	20.06	20.44
	256QAM	1	0	19.41	20.00	19.56
		1	2	19.64	19.46	19.48
		1	5	20.27	19.93	19.29
		3	0	20.18	19.18	19.51
		3	1	19.65	19.83	19.84
		3	3	19.36	19.09	19.80
		6	0	19.50	20.33	19.28

LTE Band 5						
BW	MCS Index	RB Size	RB Offset	Low	Mid	High
		Channel		20415	20525	20635
		Frequency (MHz)		825.5	836.5	847.5
3M	QPSK	1	0	23.11	22.91	23.04
		1	7	22.96	23.00	23.01
		1	14	22.79	22.96	22.77
		8	0	22.34	22.11	22.17
		8	3	22.37	22.40	22.33
		8	7	22.02	22.47	22.60
		15	0	22.32	22.05	22.16
	16QAM	1	0	21.91	21.86	21.59
		1	7	21.87	21.82	21.97
		1	14	22.03	22.01	21.95
		8	0	21.30	21.24	21.08
		8	3	21.53	21.45	21.51
		8	7	21.25	21.75	21.31
		15	0	21.29	21.49	21.80
	64QAM	1	0	20.77	20.75	21.05
		1	7	20.69	20.90	20.97
		1	14	20.68	21.04	20.90
		8	0	20.57	20.45	20.53
		8	3	20.10	20.62	20.62
		8	7	20.60	20.07	20.40
		15	0	20.10	20.36	19.95
	256QAM	1	0	19.47	19.50	19.20
		1	7	19.96	19.77	19.93
		1	14	19.52	19.86	19.85
		8	0	20.06	19.95	19.51
		8	3	19.92	19.22	19.45
		8	7	19.30	20.07	19.28
		15	0	20.10	20.16	19.28

LTE Band 5						
BW	MCS Index	RB Size	RB Offset	Low	Mid	High
		Channel		20425	20525	20625
		Frequency (MHz)		826.5	836.5	846.5
5M	QPSK	1	0	23.10	23.08	22.84
		1	12	22.80	22.97	23.17
		1	24	22.77	22.67	22.90
		12	0	21.87	21.96	22.50
		12	6	22.25	22.82	22.04
		12	13	22.28	22.57	22.32
		25	0	22.16	21.98	22.11
	16QAM	1	0	22.11	21.90	22.16
		1	12	21.62	21.76	21.73
		1	24	21.65	22.12	22.02
		12	0	21.30	21.15	21.01
		12	6	21.73	21.12	21.07
		12	13	21.01	21.04	21.56
		25	0	21.26	21.66	21.65
	64QAM	1	0	21.10	20.66	20.64
		1	12	20.76	20.86	20.64
		1	24	20.80	21.05	20.92
		12	0	20.11	19.98	20.30
		12	6	20.50	20.77	20.17
		12	13	20.58	20.78	20.14
		25	0	19.96	20.12	20.46
	256QAM	1	0	19.73	19.96	20.06
		1	12	19.63	20.18	19.86
		1	24	19.49	19.27	19.98
		12	0	20.20	19.59	19.92
		12	6	19.62	19.45	19.87
		12	13	19.51	19.74	19.66
		25	0	19.75	19.74	19.19

LTE Band 5						
BW	MCS Index	RB Size	RB Offset	Low	Mid	High
		Channel		20450	20525	20600
		Frequency (MHz)		829	836.5	844
10M	QPSK	1	0	22.87	<b>23.18</b>	22.80
		1	24	22.91	23.11	22.80
		1	49	22.93	22.85	22.75
		25	0	22.35	22.59	22.23
		25	12	22.63	22.09	22.09
		25	25	22.15	22.41	22.24
		50	0	22.40	22.37	22.42
	16QAM	1	0	21.73	21.81	21.87
		1	24	21.93	21.94	21.74
		1	49	<b>22.08</b>	21.91	21.85
		25	0	21.09	21.57	21.20
		25	12	21.30	21.59	21.26
		25	25	21.20	20.87	21.57
		50	0	21.55	21.56	21.21
	64QAM	1	0	20.88	20.91	20.92
		1	24	20.84	20.93	20.96
		1	49	20.81	<b>21.03</b>	20.88
		25	0	19.79	19.97	19.89
		25	12	20.64	20.62	20.45
		25	25	20.61	20.03	19.92
		50	0	20.08	20.50	20.07
	256QAM	1	0	19.43	<b>20.19</b>	19.77
		1	24	19.76	19.60	19.46
		1	49	19.40	19.95	19.54
		25	0	19.71	19.71	20.01
		25	12	20.12	20.01	19.29
		25	25	19.92	19.92	19.74
		50	0	19.58	20.12	20.12



LTE Band 12						
BW	MCS Index	Channel		23017	23095	23173
		Frequency (MHz)		699.7	707.5	715.3
1.4M	QPSK	1	0	22.80	22.64	<b>22.81</b>
		1	2	22.66	22.71	22.56
		1	5	22.53	22.48	22.66
		3	0	22.48	22.42	22.10
		3	1	22.26	22.01	22.49
		3	3	22.46	22.14	22.35
		6	0	22.32	22.27	22.39
	16QAM	1	0	21.69	<b>21.83</b>	<b>21.83</b>
		1	2	21.81	21.68	21.75
		1	5	21.60	21.62	21.79
		3	0	21.14	20.92	21.42
		3	1	21.19	21.35	21.57
		3	3	21.30	21.44	21.15
		6	0	21.01	20.91	20.92
	64QAM	1	0	20.50	20.77	20.67
		1	2	<b>20.78</b>	20.59	20.64
		1	5	20.69	20.53	20.68
		3	0	20.02	20.45	20.47
		3	1	20.64	20.41	20.39
		3	3	20.19	20.17	20.23
		6	0	20.10	20.45	20.08
	256QAM	1	0	19.25	19.57	19.48
		1	2	19.58	18.95	19.52
		1	5	<b>19.70</b>	19.23	19.00
		3	0	19.63	19.16	19.07
		3	1	19.35	19.48	18.83
		3	3	19.43	18.97	19.13
		6	0	19.41	18.94	18.85

LTE Band 12						
BW	MCS Index	Channel		23025	23095	23165
		Frequency (MHz)		700.5	707.5	714.5
3M	QPSK	1	0	22.85	22.67	22.80
		1	7	22.73	22.61	22.59
		1	14	22.53	22.83	22.65
		8	0	22.10	22.58	22.50
		8	3	22.50	22.40	22.13
		8	7	22.34	22.35	21.93
		15	0	22.53	22.32	22.22
	16QAM	1	0	21.52	21.78	21.46
		1	7	21.69	21.86	21.86
		1	14	21.53	21.52	21.53
		8	0	21.55	21.31	21.34
		8	3	21.26	21.28	21.35
		8	7	21.03	20.98	21.17
		15	0	20.89	20.93	21.06
	64QAM	1	0	20.71	20.66	20.70
		1	7	20.63	20.77	20.69
		1	14	20.62	20.86	20.46
		8	0	20.53	20.22	20.20
		8	3	20.13	20.54	19.99
		8	7	20.43	20.38	20.24
		15	0	20.46	20.55	20.39
	256QAM	1	0	19.07	19.49	19.33
		1	7	19.30	19.48	19.41
		1	14	19.20	19.05	18.97
		8	0	19.50	19.29	18.89
		8	3	19.64	19.17	19.19
		8	7	19.60	19.11	19.33
		15	0	19.50	19.78	19.31

LTE Band 12						
BW	MCS Index	Channel		23035	23095	23155
		Frequency (MHz)		701.5	707.5	713.5
5M	QPSK	1	0	22.91	22.75	22.78
		1	12	22.58	22.60	22.52
		1	24	22.57	22.57	22.49
		12	0	22.14	22.62	22.15
		12	6	22.29	22.03	22.14
		12	13	22.13	22.39	21.90
		25	0	22.37	22.08	22.13
	16QAM	1	0	21.49	21.59	21.83
		1	12	21.73	21.87	21.77
		1	24	21.85	21.84	21.67
		12	0	21.34	21.18	21.47
		12	6	21.12	21.63	21.38
		12	13	21.62	21.46	21.48
		25	0	21.44	20.92	21.60
	64QAM	1	0	20.76	20.71	20.86
		1	12	20.65	20.69	20.65
		1	24	20.69	20.55	20.83
		12	0	20.63	20.58	19.97
		12	6	19.93	20.09	20.08
		12	13	20.01	19.96	19.97
		25	0	20.22	19.97	19.81
	256QAM	1	0	19.02	19.31	19.50
		1	12	19.15	18.95	18.92
		1	24	19.56	19.01	19.50
		12	0	19.33	19.00	19.55
		12	6	19.74	19.37	19.11
		12	13	19.52	19.17	19.59
		25	0	19.53	19.32	19.26

LTE Band 12						
BW	MCS Index	Channel		23060	23095	23130
		Frequency (MHz)		704	707.5	711
10M	QPSK	1	0	22.64	22.54	22.64
		1	24	22.48	22.59	<b>22.81</b>
		1	49	22.57	22.71	22.76
		25	0	22.37	22.25	22.49
		25	12	22.06	22.06	21.91
		25	25	22.00	22.32	21.91
		50	0	22.36	22.36	22.01
	16QAM	1	0	21.82	21.53	21.80
		1	24	<b>21.95</b>	21.53	21.57
		1	49	21.58	21.58	21.60
		25	0	20.96	21.12	21.51
		25	12	21.23	21.07	21.20
		25	25	21.60	21.53	20.87
		50	0	21.21	21.04	20.90
	64QAM	1	0	20.81	20.61	20.80
		1	24	20.62	20.49	20.60
		1	49	20.62	20.44	<b>20.83</b>
		25	0	20.05	19.87	20.32
		25	12	20.29	19.81	20.00
		25	25	20.20	20.34	20.07
		50	0	20.09	19.95	20.17
	256QAM	1	0	19.12	19.26	19.21
		1	24	19.38	19.12	19.52
		1	49	<b>19.63</b>	19.37	19.45
		25	0	19.44	18.98	18.89
		25	12	19.54	18.97	19.51
		25	25	19.53	19.19	18.98
		50	0	19.54	19.27	18.95

LTE Band 13						
BW	MCS Index	Channel		23205	23230	23255
		Frequency (MHz)		779.5	782	784.5
5M	QPSK	1	0	<b>22.86</b>	22.72	22.68
		1	12	22.55	22.58	22.68
		1	24	22.57	22.81	22.75
		12	0	22.64	22.14	21.97
		12	6	22.20	22.65	22.06
		12	13	22.08	22.55	22.46
		25	0	22.67	22.32	21.86
	16QAM	1	0	21.49	21.51	21.67
		1	12	21.62	21.58	<b>21.88</b>
		1	24	21.75	21.71	21.53
		12	0	21.09	21.63	21.04
		12	6	20.94	21.21	21.61
		12	13	21.13	20.96	21.31
		25	0	21.33	21.02	21.45
	64QAM	1	0	20.71	20.73	20.80
		1	12	20.71	<b>21.00</b>	20.59
		1	24	20.78	20.64	20.58
		12	0	20.34	20.22	20.48
		12	6	20.23	20.03	20.47
		12	13	20.40	20.28	20.04
		25	0	20.63	20.04	20.14
	256QAM	1	0	19.55	<b>19.87</b>	19.58
		1	12	19.49	19.18	18.94
		1	24	19.48	19.03	19.51
		12	0	19.53	19.43	19.36
		12	6	19.64	19.59	19.31
		12	13	19.30	19.35	19.10
		25	0	19.26	19.28	19.05

LTE Band 13				
BW	MCS Index	Channel		23230
		Frequency (MHz)		782
10M	QPSK	1	0	22.59
		1	24	<b>22.96</b>
		1	49	22.62
		25	0	21.96
		25	12	22.45
		25	25	22.33
		50	0	22.13
	16QAM	1	0	<b>21.74</b>
		1	24	21.73
		1	49	21.61
		25	0	21.43
		25	12	21.42
		25	25	21.00
		50	0	21.55
	64QAM	1	0	<b>20.90</b>
		1	24	20.57
		1	49	20.73
		25	0	20.42
		25	12	20.51
		25	25	20.06
		50	0	20.16
	256QAM	1	0	19.48
		1	24	19.28
		1	49	<b>19.78</b>
		25	0	19.11
		25	12	19.57
		25	25	19.33
		50	0	19.38

LTE Band 30						
BW	MCS Index	Channel		27685	27710	27735
		Frequency (MHz)		2307.5	2310	2312.5
5M	QPSK	1	0	21.17	20.96	<b>21.33</b>
		1	12	21.14	21.14	21.24
		1	24	21.12	21.31	21.19
		12	0	20.12	20.31	20.38
		12	6	20.43	20.48	20.45
		12	13	20.28	20.47	20.43
		25	0	20.13	20.04	20.36
	16QAM	1	0	20.70	20.70	20.74
		1	12	20.62	20.63	20.43
		1	24	20.84	20.67	<b>20.94</b>
		12	0	19.51	19.43	19.28
		12	6	19.17	19.19	19.47
		12	13	19.03	19.13	18.96
		25	0	19.14	19.48	19.27
	64QAM	1	0	19.61	19.51	19.65
		1	12	19.73	19.65	19.83
		1	24	<b>19.95</b>	19.55	19.69
		12	0	18.27	18.29	18.25
		12	6	18.18	18.18	18.27
		12	13	18.29	18.18	18.21
		25	0	18.35	18.25	18.30
	256QAM	1	0	18.98	<b>19.33</b>	19.10
		1	12	19.07	18.75	19.23
		1	24	18.78	18.94	19.09
		12	0	18.88	18.97	19.09
		12	6	19.11	18.89	19.05
		12	13	18.83	19.30	19.00
		25	0	18.97	19.15	18.85

Note: LTE Band 30 measurement results are in dBm/5MHz.

LTE Band 30				
BW	MCS Index	Channel		27710
		Frequency (MHz)		2310
10M	QPSK	1	0	<b>21.43</b>
		1	24	21.27
		1	49	21.11
		25	0	20.10
		25	12	20.26
		25	25	20.36
		50	0	20.25
	16QAM	1	0	<b>20.87</b>
		1	24	20.83
		1	49	20.71
		25	0	19.09
		25	12	19.16
		25	25	19.02
		50	0	19.19
	64QAM	1	0	<b>19.86</b>
		1	24	19.80
		1	49	19.75
		25	0	18.40
		25	12	18.19
		25	25	18.31
		50	0	18.20
	256QAM	1	0	<b>19.18</b>
		1	24	18.79
		1	49	18.99
		25	0	18.94
		25	12	19.06
		25	25	19.02
		50	0	18.84

Note: LTE Band 30 measurement results are in dBm/5MHz.

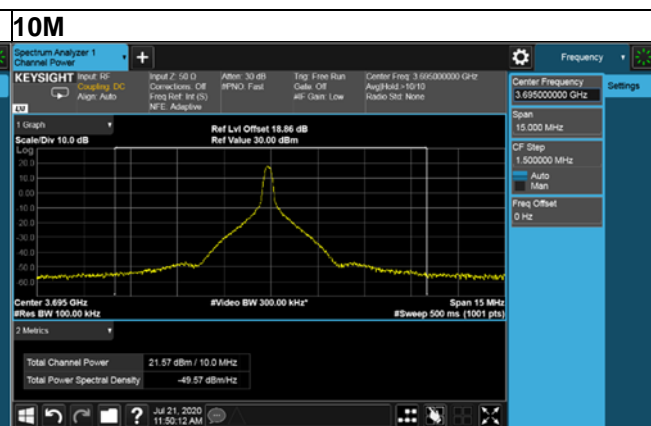
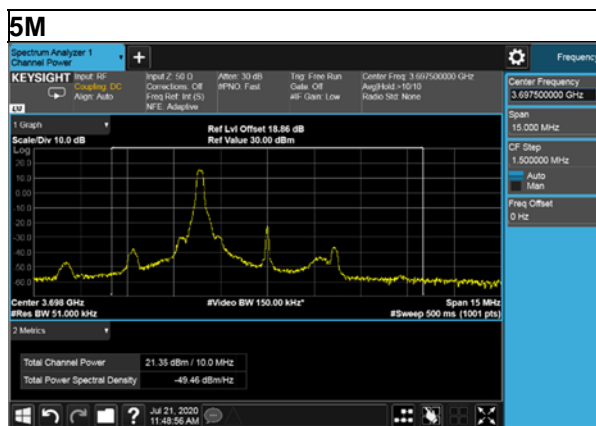


LTE Band 48 (Per 10M)						
BW	MCS Index	Channel		55265	55990	56715
		Frequency (MHz)		3552.5	3625	3697.5
5M	QPSK	1	0	21.05	21.31	<b>21.36</b>
		1	12	21.10	21.28	21.22
		1	24	21.22	21.10	21.15
		12	0	20.51	20.72	20.42
		12	6	20.51	20.79	21.02
		12	13	20.69	20.34	20.66
		25	0	20.54	20.36	20.54
	16QAM	1	0	20.37	20.17	20.24
		1	12	<b>20.43</b>	20.19	20.41
		1	24	20.36	20.37	20.42
		12	0	19.66	19.62	19.47
		12	6	19.20	19.44	19.16
		12	13	19.66	19.87	19.53
		25	0	19.83	19.51	19.63
	64QAM	1	0	<b>19.43</b>	19.05	19.03
		1	12	19.10	19.16	19.17
		1	24	19.38	19.02	19.34
		12	0	18.56	18.50	18.38
		12	6	18.40	18.21	18.91
		12	13	18.41	18.40	18.25
		25	0	18.21	18.45	18.09
	256QAM	1	0	18.24	<b>18.59</b>	18.30
		1	12	17.82	18.26	18.03
		1	24	<b>18.59</b>	17.90	18.42
		12	0	17.73	17.53	17.49
		12	6	17.55	16.92	17.93
		12	13	17.80	17.14	17.15
		25	0	16.93	17.10	17.25

LTE Band 48 (Per 10M)						
BW	MCS Index	Channel		55290	55990	56690
		Frequency (MHz)		3555	3625	3695
10M	QPSK	1	0	21.33	21.40	21.36
		1	24	21.15	21.26	<b>21.57</b>
		1	49	21.02	21.07	21.16
		25	0	20.30	20.57	20.58
		25	12	20.35	20.73	20.41
		25	25	20.40	20.83	20.36
		50	0	20.19	20.86	21.07
	16QAM	1	0	20.05	20.18	19.90
		1	24	<b>20.46</b>	20.13	20.30
		1	49	20.27	20.26	20.08
		25	0	19.72	19.82	19.74
		25	12	19.36	19.60	19.65
		25	25	20.02	19.70	19.57
		50	0	19.28	19.43	19.66
	64QAM	1	0	19.31	19.52	19.10
		1	24	19.27	19.41	19.19
		1	49	19.31	<b>19.57</b>	19.19
		25	0	18.11	18.79	18.70
		25	12	18.61	18.90	18.61
		25	25	18.59	18.73	18.63
		50	0	18.99	19.08	18.64
	256QAM	1	0	18.42	18.15	18.45
		1	24	17.92	18.28	<b>18.48</b>
		1	49	18.26	18.46	18.29
		25	0	17.50	17.44	18.15
		25	12	17.34	18.00	17.78
		25	25	17.67	17.36	17.06
		50	0	17.98	18.26	17.35

LTE Band 48 (Per 10M)						
BW	MCS Index	Channel		55315	55990	56665
		Frequency (MHz)		3557.5	3625	3692.5
15M	QPSK	1	0	21.14	21.26	<b>21.44</b>
		1	37	21.40	21.39	20.98
		1	74	21.22	21.01	21.12
		36	0	20.74	20.61	21.03
		36	19	20.85	20.47	20.28
		36	39	20.76	20.56	20.95
		75	0	18.65	18.59	18.79
	16QAM	1	0	<b>20.46</b>	20.03	20.14
		1	37	20.29	20.02	20.06
		1	74	20.20	20.12	20.41
		36	0	19.35	19.70	19.44
		36	19	19.18	19.96	19.55
		36	39	19.45	19.99	19.49
		75	0	17.74	17.80	17.68
	64QAM	1	0	19.13	19.10	19.20
		1	37	19.16	19.26	19.28
		1	74	19.20	<b>19.29</b>	<b>19.29</b>
		36	0	18.30	18.32	18.93
		36	19	18.89	18.92	18.16
		36	39	18.97	18.67	18.91
		75	0	16.61	16.84	16.64
	256QAM	1	0	17.98	18.19	<b>18.20</b>
		1	37	17.68	17.95	17.94
		1	74	17.85	17.94	17.94
		36	0	17.16	17.38	17.38
		36	19	17.50	17.44	17.49
		36	39	17.35	17.38	17.14
		75	0	17.84	17.47	17.21

LTE Band 48 (Per 10M)						
BW	MCS Index	Channel		55340	55990	56640
		Frequency (MHz)		3560	3625	3690
20M	QPSK	1	0	20.86	21.09	21.11
		1	50	21.43	20.89	21.10
		1	99	21.17	21.12	21.38
		50	0	21.01	20.95	21.02
		50	25	20.30	20.80	21.08
		50	50	21.03	20.70	20.72
		100	0	17.63	17.56	17.47
	16QAM	1	0	20.03	20.49	19.96
		1	50	20.46	20.31	20.29
		1	99	20.19	20.27	20.16
		50	0	19.56	19.64	19.79
		50	25	19.69	19.35	19.85
		50	50	19.61	19.68	19.75
		100	0	16.79	16.77	16.91
	64QAM	1	0	19.22	19.10	19.19
		1	50	19.46	19.11	19.24
		1	99	19.33	18.86	19.21
		50	0	18.70	18.79	18.72
		50	25	18.54	18.46	18.62
		50	50	18.87	18.38	18.62
		100	0	16.07	15.96	15.34
	256QAM	1	0	17.67	18.16	18.35
		1	50	18.08	18.24	18.36
		1	99	18.35	17.84	17.93
		50	0	17.35	16.95	17.68
		50	25	17.32	17.34	17.43
		50	50	17.19	17.43	17.07
		100	0	17.82	17.03	16.73



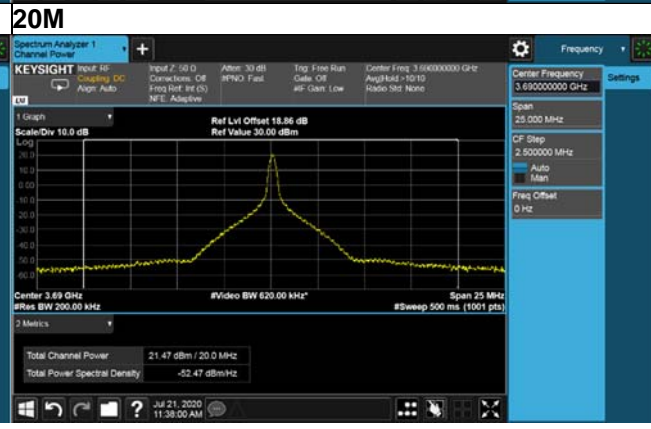
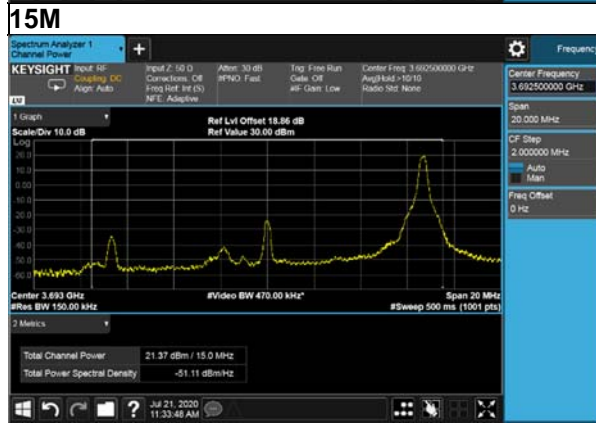
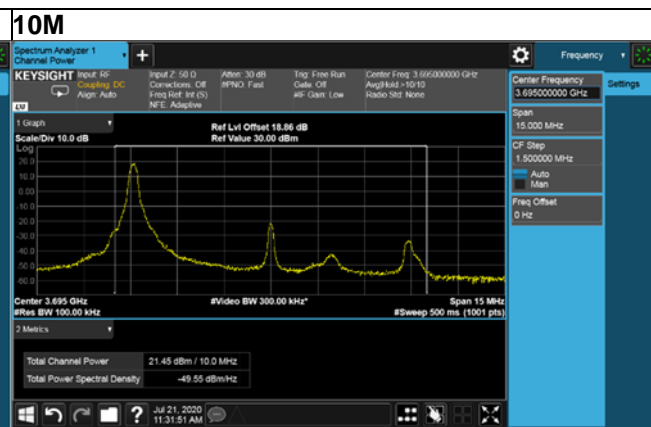
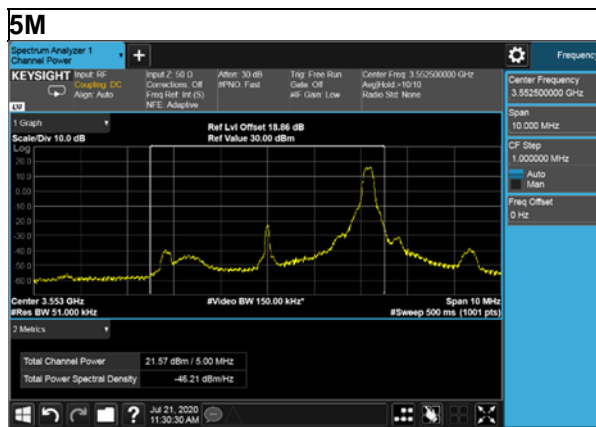
LTE Band 48 (Full Power)						
BW	MCS Index	Channel		55265	55990	56715
		Frequency (MHz)		3552.5	3625	3697.5
5M	QPSK	1	0	21.13	21.54	21.11
		1	12	21.11	21.34	21.37
		1	24	<b>21.57</b>	21.21	21.15
		12	0	20.50	20.89	20.16
		12	6	20.61	20.85	20.93
		12	13	20.64	20.57	20.54
		25	0	20.42	20.25	20.25
	16QAM	1	0	20.47	20.18	20.42
		1	12	20.16	19.99	20.29
		1	24	<b>20.62</b>	20.16	20.12
		12	0	19.79	19.88	19.69
		12	6	19.44	19.54	19.26
		12	13	19.49	19.73	19.63
		25	0	20.00	19.26	19.71
	64QAM	1	0	19.17	19.11	19.18
		1	12	19.15	19.32	19.14
		1	24	<b>19.50</b>	19.25	19.10
		12	0	18.47	18.25	18.35
		12	6	18.68	18.38	18.95
		12	13	18.36	18.42	18.56
		25	0	18.29	18.20	18.16
	256QAM	1	0	18.14	18.31	18.21
		1	12	17.75	18.60	17.86
		1	24	<b>18.72</b>	17.74	18.52
		12	0	17.45	17.71	17.46
		12	6	17.39	17.30	17.70
		12	13	17.81	17.28	17.47
		25	0	17.20	17.20	17.29

LTE Band 48 (Full Power)						
BW	MCS Index	Channel		55290	55990	56690
		Frequency (MHz)		3555	3625	3695
10M	QPSK	1	0	21.02	21.25	<b>21.45</b>
		1	24	21.24	21.33	21.21
		1	49	21.03	21.33	20.95
		25	0	20.28	20.24	20.69
		25	12	20.47	20.48	20.56
		25	25	20.60	20.82	20.38
		50	0	20.33	20.77	20.76
	16QAM	1	0	19.88	20.11	20.18
		1	24	20.22	20.40	20.04
		1	49	<b>20.47</b>	20.36	20.17
		25	0	19.82	19.87	19.95
		25	12	19.55	19.67	19.80
		25	25	20.07	19.72	19.79
		50	0	19.32	19.44	19.68
	64QAM	1	0	19.33	19.43	19.32
		1	24	19.14	<b>19.52</b>	19.05
		1	49	19.02	19.37	19.23
		25	0	18.36	18.75	18.77
		25	12	18.69	19.03	18.52
		25	25	18.42	18.42	18.67
		50	0	18.99	18.88	18.72
	256QAM	1	0	18.50	18.27	<b>18.65</b>
		1	24	17.97	18.17	18.37
		1	49	18.28	18.25	18.21
		25	0	17.52	17.53	18.00
		25	12	17.31	18.29	18.11
		25	25	17.83	17.22	17.08
		50	0	17.70	18.20	17.73

LTE Band 48 (Full Power)						
BW	MCS Index	Channel		55315	55990	56665
		Frequency (MHz)		3557.5	3625	3692.5
15M	QPSK	1	0	21.34	21.31	21.06
		1	37	21.31	21.32	21.27
		1	74	21.29	20.99	<b>21.37</b>
		36	0	20.83	20.34	20.43
		36	19	20.23	20.20	20.81
		36	39	20.85	20.65	20.61
		75	0	20.50	20.22	20.59
	16QAM	1	0	20.33	20.11	20.06
		1	37	20.14	20.18	<b>20.34</b>
		1	74	20.02	20.28	20.31
		36	0	19.31	19.47	19.73
		36	19	19.17	19.40	19.82
		36	39	19.60	19.72	19.81
		75	0	19.62	19.65	19.30
	64QAM	1	0	<b>19.62</b>	19.36	19.22
		1	37	19.21	19.34	19.45
		1	74	19.11	19.41	19.30
		36	0	18.82	18.67	18.63
		36	19	18.79	18.70	18.35
		36	39	18.48	18.66	18.40
		75	0	18.59	18.68	18.77
	256QAM	1	0	18.18	18.41	18.49
		1	37	18.15	<b>18.58</b>	18.37
		1	74	17.91	17.97	17.98
		36	0	17.50	17.52	17.60
		36	19	18.02	17.61	17.35
		36	39	17.69	17.47	17.19
		75	0	17.72	17.81	17.36



LTE Band 48 (Full Power)						
BW	MCS Index	Channel		55340	55990	56640
		Frequency (MHz)		3560	3625	3690
20M	QPSK	1	0	21.36	21.37	21.05
		1	50	20.99	21.12	<b>21.47</b>
		1	99	21.31	21.33	21.07
		50	0	20.52	20.83	20.66
		50	25	20.38	21.09	20.63
		50	50	20.68	20.75	20.24
		100	0	20.57	20.70	20.76
	16QAM	1	0	19.90	20.00	20.28
		1	50	20.45	20.36	<b>20.55</b>
		1	99	20.35	20.25	20.32
		50	0	19.77	19.61	19.94
		50	25	19.45	19.50	19.44
		50	50	19.92	19.59	19.85
		100	0	19.39	19.71	19.83
	64QAM	1	0	19.00	19.35	19.49
		1	50	<b>19.50</b>	19.31	19.16
		1	99	19.31	19.09	19.45
		50	0	18.54	18.42	18.66
		50	25	18.58	18.53	18.65
		50	50	18.78	18.64	18.34
		100	0	18.65	18.47	18.10
	256QAM	1	0	18.10	18.24	18.54
		1	50	18.40	18.48	18.12
		1	99	<b>18.69</b>	18.44	18.31
		50	0	17.56	16.97	17.96
		50	25	17.78	17.40	17.81
		50	50	17.54	17.89	17.63
		100	0	17.81	17.07	17.35



LTE Band 66						
BW	MCS Index	Channel		131979	132322	132665
		Frequency (MHz)		1710.7	1745	1779.3
1.4M	QPSK	1	0	22.33	<b>22.90</b>	22.59
		1	2	22.75	22.44	22.81
		1	5	22.55	22.59	22.64
		3	0	21.99	22.11	22.18
		3	1	22.37	21.89	21.75
		3	3	21.97	22.55	21.86
		6	0	22.48	22.51	22.68
	16QAM	1	0	21.60	<b>21.72</b>	21.64
		1	2	21.60	21.65	21.56
		1	5	21.67	21.44	21.66
		3	0	21.26	21.00	21.05
		3	1	21.65	21.03	21.50
		3	3	21.23	21.31	20.98
		6	0	21.69	20.82	21.44
	64QAM	1	0	<b>20.93</b>	20.82	20.50
		1	2	20.72	20.57	20.92
		1	5	20.67	20.89	20.78
		3	0	20.21	19.95	19.84
		3	1	20.52	19.88	20.32
		3	3	20.51	20.13	20.16
		6	0	19.94	20.29	20.05
	256QAM	1	0	19.37	19.29	19.29
		1	2	19.65	19.50	19.65
		1	5	<b>19.98</b>	19.41	19.47
		3	0	19.69	19.52	19.86
		3	1	19.31	19.43	19.58
		3	3	19.63	19.51	19.65
		6	0	19.01	19.54	19.53

LTE Band 66						
BW	MCS Index	Channel		131987	132322	132657
		Frequency (MHz)		1711.5	1745	1778.5
3M	QPSK	1	0	22.43	22.82	22.69
		1	7	22.56	22.88	22.68
		1	14	<b>22.93</b>	22.78	22.80
		8	0	21.93	21.77	21.99
		8	3	22.19	21.92	22.29
		8	7	22.45	22.21	22.53
		15	0	22.25	22.09	22.11
	16QAM	1	0	21.58	<b>21.92</b>	21.87
		1	7	21.75	21.70	21.65
		1	14	21.87	21.55	21.57
		8	0	21.41	21.22	20.91
		8	3	20.91	20.80	21.34
		8	7	21.62	21.02	21.11
		15	0	20.79	21.69	20.81
	64QAM	1	0	20.83	20.63	20.57
		1	7	20.51	20.48	20.84
		1	14	20.70	20.75	<b>20.85</b>
		8	0	20.39	20.12	20.48
		8	3	20.11	19.95	20.28
		8	7	19.81	20.26	20.43
		15	0	20.42	20.38	20.13
	256QAM	1	0	19.31	19.64	19.37
		1	7	19.34	19.50	19.61
		1	14	19.54	19.24	19.57
		8	0	19.20	19.34	<b>19.93</b>
		8	3	19.62	19.35	19.34
		8	7	19.72	19.57	19.35
		15	0	19.24	19.55	19.58

LTE Band 66						
BW	MCS Index	Channel		131997	132322	132647
		Frequency (MHz)		1712.5	1745	1777.5
5M	QPSK	1	0	22.86	22.62	22.79
		1	12	22.74	22.60	22.62
		1	24	<b>22.88</b>	22.83	22.80
		12	0	22.18	21.69	22.48
		12	6	21.91	22.10	22.01
		12	13	22.20	21.98	22.50
		25	0	22.29	22.32	22.60
	16QAM	1	0	21.44	<b>21.78</b>	21.61
		1	12	21.36	21.44	21.70
		1	24	21.64	21.46	21.67
		12	0	20.96	21.26	21.03
		12	6	21.24	21.07	21.41
		12	13	20.84	21.17	21.38
		25	0	21.14	21.26	21.34
	64QAM	1	0	20.58	20.56	20.34
		1	12	20.69	20.47	20.66
		1	24	<b>20.82</b>	20.72	20.72
		12	0	20.31	20.30	20.24
		12	6	19.87	20.65	20.38
		12	13	19.73	19.90	19.79
		25	0	20.63	20.18	20.41
	256QAM	1	0	19.40	19.15	19.18
		1	12	19.50	19.17	19.49
		1	24	19.41	19.24	19.64
		12	0	19.54	19.63	19.67
		12	6	19.66	19.34	19.75
		12	13	19.56	19.46	<b>20.02</b>
		25	0	19.56	19.48	19.59

LTE Band 66						
BW	MCS Index	Channel		132022	132322	132622
		Frequency (MHz)		1715	1745	1775
10M	QPSK	1	0	22.92	22.55	22.76
		1	24	22.89	22.66	22.77
		1	49	22.66	22.83	<b>23.02</b>
		25	0	22.41	22.54	21.96
		25	12	21.73	21.85	21.90
		25	25	22.42	22.03	22.06
		50	0	22.12	21.96	22.44
	16QAM	1	0	21.75	21.75	21.68
		1	24	21.79	21.63	21.81
		1	49	21.57	21.69	<b>21.94</b>
		25	0	21.32	20.93	21.31
		25	12	21.23	21.02	21.40
		25	25	21.28	21.21	21.51
		50	0	21.14	21.11	21.39
	64QAM	1	0	20.44	20.67	20.62
		1	24	<b>20.81</b>	20.74	20.55
		1	49	20.58	20.63	20.41
		25	0	20.01	19.86	20.25
		25	12	20.47	20.65	20.37
		25	25	20.32	20.38	20.64
		50	0	20.60	20.11	20.38
	256QAM	1	0	19.25	19.16	19.48
		1	24	19.64	19.66	19.91
		1	49	19.72	<b>19.94</b>	19.77
		25	0	19.56	19.32	19.26
		25	12	19.76	19.37	19.52
		25	25	19.38	19.86	19.71
		50	0	19.81	19.80	19.49

LTE Band 66						
BW	MCS Index	Channel		132047	132322	132597
		Frequency (MHz)		1717.5	1745	1772.5
15M	QPSK	1	0	22.64	22.58	<b>22.82</b>
		1	37	22.75	22.74	22.54
		1	74	22.81	22.68	22.47
		36	0	22.32	22.28	21.76
		36	19	22.06	22.03	21.97
		36	39	21.97	21.82	22.67
		75	0	22.61	22.51	22.24
	16QAM	1	0	21.67	21.65	21.74
		1	37	21.56	21.39	<b>21.84</b>
		1	74	21.49	21.40	21.70
		36	0	21.60	20.91	20.92
		36	19	20.76	20.92	21.09
		36	39	21.28	21.17	20.94
		75	0	21.11	21.29	21.27
	64QAM	1	0	20.35	20.66	20.46
		1	37	<b>20.88</b>	20.48	20.73
		1	74	20.27	20.66	20.53
		36	0	20.22	20.29	20.38
		36	19	20.21	19.94	20.18
		36	39	20.58	20.41	20.71
		75	0	20.00	19.80	20.32
	256QAM	1	0	19.58	19.25	19.46
		1	37	19.44	19.41	<b>19.73</b>
		1	74	19.23	19.71	19.31
		36	0	19.43	19.26	19.38
		36	19	19.50	19.70	19.34
		36	39	19.64	19.59	19.55
		75	0	19.32	19.49	19.48

LTE Band 66						
BW	MCS Index	Channel		132072	132322	132575
		Frequency (MHz)		1720	1745	1770
20M	QPSK	1	0	22.52	22.95	22.35
		1	50	22.40	22.76	22.70
		1	99	22.34	<b>22.99</b>	22.50
		50	0	22.42	22.44	22.06
		50	25	22.36	21.86	22.07
		50	50	22.12	22.12	22.43
		100	0	22.17	22.27	22.18
	16QAM	1	0	21.69	21.62	21.72
		1	50	21.83	21.49	21.62
		1	99	<b>21.84</b>	21.33	21.79
		50	0	20.68	20.93	21.18
		50	25	21.62	20.87	20.91
		50	50	20.93	21.38	20.87
		100	0	21.62	21.12	21.32
	64QAM	1	0	20.67	20.77	20.75
		1	50	20.34	<b>20.86</b>	20.57
		1	99	20.65	20.49	20.73
		50	0	20.70	20.48	19.77
		50	25	20.39	20.36	20.38
		50	50	20.59	20.07	20.12
		100	0	19.70	20.36	20.46
	256QAM	1	0	19.45	19.79	19.36
		1	50	19.46	19.29	19.58
		1	99	19.63	19.54	19.39
		50	0	19.44	19.29	19.33
		50	25	19.84	19.86	19.75
		50	50	<b>19.87</b>	19.74	19.58
		100	0	19.36	19.24	19.70



**EIRP Power (dBm)**

		n2				
BW	MCS Index	Channel		370500	376000	381500
		Frequency (MHz)		1852.5	1880	1907.5
5M	$\pi/2$ BPSK	1	0	26.93	26.78	26.90
		1	12	26.93	26.88	27.07
		1	24	27.08	27.17	26.85
		12	0	26.48	26.76	27.03
		12	6	27.13	26.66	<b>27.22</b>
		12	13	26.84	26.94	26.92
		25	0	26.52	26.94	26.94
	QPSK	1	0	26.97	27.07	26.72
		1	12	27.04	26.64	27.10
		1	24	26.97	26.96	<b>27.15</b>
		12	0	26.81	26.71	26.64
		12	6	26.77	26.74	26.49
		12	13	26.68	26.72	26.80
		25	0	26.89	26.75	26.81
	16QAM	1	0	26.90	26.76	26.76
		1	12	26.56	26.92	26.65
		1	24	<b>26.99</b>	26.98	26.92
		12	0	26.43	26.50	26.61
		12	6	26.55	26.75	26.46
		12	13	26.71	26.18	26.31
		25	0	26.73	26.42	26.23
	64QAM	1	0	26.34	26.19	<b>26.70</b>
		1	12	26.46	26.65	26.59
		1	24	26.23	26.17	26.52
		12	0	26.24	26.40	26.03
		12	6	26.28	26.22	26.09
		12	13	26.52	26.45	26.41
		25	0	26.29	26.00	26.17
	256QAM	1	0	23.83	23.98	24.00
		1	12	23.94	24.21	<b>24.27</b>
		1	24	24.08	23.78	24.11
		12	0	23.77	23.56	23.22
		12	6	23.47	23.45	23.90
		12	13	23.67	23.28	23.15
		25	0	23.64	23.83	23.54

\*EIRP = Conducted + antenna gain (4.27dBi)

		n2				
BW	MCS Index	Channel		371000	376000	381000
		Frequency (MHz)		1855	1880	1905
10M	$\pi/2$ BPSK	1	0	26.94	26.92	27.11
		1	26	<b>27.17</b>	27.06	26.81
		1	51	27.16	26.95	26.79
		26	0	26.98	26.96	26.65
		26	13	27.11	26.60	26.68
		26	26	26.77	26.39	26.60
		52	0	27.06	27.01	26.62
	QPSK	1	0	26.78	26.88	26.77
		1	26	<b>27.16</b>	26.87	27.10
		1	51	26.73	26.81	26.79
		26	0	26.90	26.90	26.67
		26	13	26.85	26.97	26.78
		26	26	26.56	26.65	26.64
		52	0	26.75	26.49	26.72
	16QAM	1	0	26.62	26.81	26.72
		1	26	26.60	26.49	<b>26.88</b>
		1	51	26.46	26.86	26.68
		26	0	26.48	26.64	26.74
		26	13	26.16	26.51	26.61
		26	26	26.31	26.52	26.43
		52	0	26.33	26.39	26.71
	64QAM	1	0	26.24	26.61	26.37
		1	26	<b>26.86</b>	26.40	26.34
		1	51	26.62	26.23	26.33
		26	0	26.15	26.25	26.50
		26	13	26.16	26.44	26.24
		26	26	26.11	26.12	26.36
		52	0	26.35	26.51	26.50
	256QAM	1	0	23.70	23.67	23.91
		1	26	24.09	23.71	23.60
1		51	24.04	23.75	<b>24.16</b>	
26		0	23.58	23.87	23.83	
26		13	23.57	24.00	23.36	
26		26	23.62	23.61	23.35	
52		0	23.88	23.37	23.77	

\*EIRP = Conducted + antenna gain (4.27dBi)

		n2				
BW	MCS Index	Channel		371500	376000	380500
		Frequency (MHz)		1857.5	1880	1902.5
15M	$\pi/2$ BPSK	1	0	26.92	27.06	27.09
		1	39	<b>27.25</b>	26.84	27.03
		1	78	26.80	27.17	26.99
		39	0	26.87	26.57	26.56
		39	19	27.02	26.96	26.45
		39	40	26.79	26.75	26.60
		79	0	26.47	26.42	26.77
	QPSK	1	0	26.77	27.06	26.88
		1	39	27.01	26.79	<b>27.15</b>
		1	78	26.71	27.11	26.89
		39	0	26.48	26.52	26.44
		39	19	26.70	26.52	26.56
		39	40	26.86	26.96	26.75
		79	0	26.69	26.63	26.80
	16QAM	1	0	26.56	26.85	26.75
		1	39	<b>26.93</b>	26.88	26.91
		1	78	26.79	26.66	26.85
		39	0	26.54	26.37	26.41
		39	19	26.36	26.55	26.63
		39	40	26.50	26.39	26.50
		79	0	26.34	26.33	26.50
	64QAM	1	0	26.30	26.43	26.66
		1	39	26.62	26.34	26.17
		1	78	26.73	<b>26.81</b>	26.44
		39	0	26.25	26.38	26.38
		39	19	26.55	26.25	26.00
		39	40	26.43	26.28	26.37
		79	0	26.03	26.54	26.48
	256QAM	1	0	23.91	23.66	23.69
		1	39	23.76	23.81	24.07
1		78	<b>24.23</b>	24.15	24.14	
39		0	23.66	23.24	22.95	
39		19	23.51	23.34	23.63	
39		40	23.53	22.99	23.93	
79		0	23.84	23.29	23.49	

\*EIRP = Conducted + antenna gain (4.27dBi)

		n2				
BW	MCS Index	Channel		372000	376000	380000
		Frequency (MHz)		1860	1880	1900
20M	$\pi/2$ BPSK	1	0	26.84	27.06	26.74
		1	53	27.17	26.97	26.87
		1	105	26.72	27.03	<b>27.22</b>
		50	0	26.96	26.83	26.74
		50	25	27.13	26.60	26.64
		50	50	26.85	26.43	26.71
		106	0	26.91	26.57	26.60
	QPSK	1	0	26.76	26.91	26.58
		1	53	<b>27.05</b>	26.97	26.93
		1	105	26.54	26.97	26.82
		50	0	26.72	26.69	26.34
		50	25	26.34	26.43	26.43
		50	50	26.70	26.84	26.69
		106	0	26.34	26.70	26.51
	16QAM	1	0	26.17	26.56	26.66
		1	53	26.42	26.55	<b>26.76</b>
		1	105	26.26	26.64	26.66
		50	0	26.38	26.22	26.69
		50	25	26.41	26.39	26.59
		50	50	26.33	26.62	26.11
		106	0	26.16	26.62	26.45
	64QAM	1	0	23.81	24.14	24.11
		1	53	23.94	<b>24.34</b>	24.07
		1	105	23.88	24.10	24.14
		50	0	23.45	23.61	23.13
		50	25	23.90	23.42	23.50
		50	50	23.24	23.40	23.13
		106	0	23.85	23.13	23.29
	256QAM	1	0	23.81	24.14	24.11
		1	53	23.94	<b>24.34</b>	24.07
		1	105	23.88	24.10	24.14
		50	0	23.45	23.61	23.13
		50	25	23.90	23.42	23.50
		50	50	23.24	23.40	23.13
		106	0	23.85	23.13	23.29

\*EIRP = Conducted + antenna gain (4.27dBi)

LTE Band 48 (Per 10M)						
BW	MCS Index	Channel		55265	55990	56715
		Frequency (MHz)		3552.5	3625	3697.5
5M	QPSK	1	0	21.97	22.23	<b>22.28</b>
		1	12	22.02	22.20	22.14
		1	24	22.14	22.02	22.07
		12	0	21.43	21.64	21.34
		12	6	21.43	21.71	21.94
		12	13	21.61	21.26	21.58
		25	0	21.46	21.28	21.46
	16QAM	1	0	21.29	21.09	21.16
		1	12	<b>21.35</b>	21.11	21.33
		1	24	21.28	21.29	21.34
		12	0	20.58	20.54	20.39
		12	6	20.12	20.36	20.08
		12	13	20.58	20.79	20.45
		25	0	20.75	20.43	20.55
	64QAM	1	0	<b>20.35</b>	19.97	19.95
		1	12	20.02	20.08	20.09
		1	24	20.30	19.94	20.26
		12	0	19.48	19.42	19.30
		12	6	19.32	19.13	19.83
		12	13	19.33	19.32	19.17
		25	0	19.13	19.37	19.01
	256QAM	1	0	19.16	<b>19.51</b>	19.22
		1	12	18.74	19.18	18.95
		1	24	<b>19.51</b>	18.82	19.34
		12	0	18.65	18.45	18.41
		12	6	18.47	17.84	18.85
		12	13	18.72	18.06	18.07
		25	0	17.85	18.02	18.17

\*EIRP = Conducted + antenna gain (0.92dBi)

LTE Band 48 (Per 10M)						
BW	MCS Index	Channel		55290	55990	56690
		Frequency (MHz)		3555	3625	3695
10M	QPSK	1	0	22.25	22.32	22.28
		1	24	22.07	22.18	22.49
		1	49	21.94	21.99	22.08
		25	0	21.22	21.49	21.50
		25	12	21.27	21.65	21.33
		25	25	21.32	21.75	21.28
		50	0	21.11	21.78	21.99
	16QAM	1	0	20.97	21.10	20.82
		1	24	21.38	21.05	21.22
		1	49	21.19	21.18	21.00
		25	0	20.64	20.74	20.66
		25	12	20.28	20.52	20.57
		25	25	20.94	20.62	20.49
		50	0	20.20	20.35	20.58
	64QAM	1	0	20.23	20.44	20.02
		1	24	20.19	20.33	20.11
		1	49	20.23	20.49	20.11
		25	0	19.03	19.71	19.62
		25	12	19.53	19.82	19.53
		25	25	19.51	19.65	19.55
		50	0	19.91	20.00	19.56
	256QAM	1	0	19.34	19.07	19.37
		1	24	18.84	19.20	19.40
		1	49	19.18	19.38	19.21
		25	0	18.42	18.36	19.07
		25	12	18.26	18.92	18.70
		25	25	18.59	18.28	17.98
		50	0	18.90	19.18	18.27

\*EIRP = Conducted + antenna gain (0.92dBi)

LTE Band 48 (Per 10M)						
BW	MCS Index	Channel		55315	55990	56665
		Frequency (MHz)		3557.5	3625	3692.5
15M	QPSK	1	0	22.06	22.18	<b>22.36</b>
		1	37	22.32	22.31	21.90
		1	74	22.14	21.93	22.04
		36	0	21.66	21.53	21.95
		36	19	21.77	21.39	21.20
		36	39	21.68	21.48	21.87
		75	0	19.57	19.51	19.71
	16QAM	1	0	<b>21.38</b>	20.95	21.06
		1	37	21.21	20.94	20.98
		1	74	21.12	21.04	21.33
		36	0	20.27	20.62	20.36
		36	19	20.10	20.88	20.47
		36	39	20.37	20.91	20.41
		75	0	18.66	18.72	18.60
	64QAM	1	0	20.05	20.02	20.12
		1	37	20.08	20.18	20.20
		1	74	20.12	<b>20.21</b>	<b>20.21</b>
		36	0	19.22	19.24	19.85
		36	19	19.81	19.84	19.08
		36	39	19.89	19.59	19.83
		75	0	17.53	17.76	17.56
	256QAM	1	0	18.90	19.11	<b>19.12</b>
		1	37	18.60	18.87	18.86
		1	74	18.77	18.86	18.86
		36	0	18.08	18.30	18.30
		36	19	18.42	18.36	18.41
		36	39	18.27	18.30	18.06
		75	0	18.76	18.39	18.13

\*EIRP = Conducted + antenna gain (0.92dBi)

LTE Band 48 (Per 10M)						
BW	MCS Index	Channel		55340	55990	56640
		Frequency (MHz)		3560	3625	3690
20M	QPSK	1	0	21.78	22.01	22.03
		1	50	<b>22.35</b>	21.81	22.02
		1	99	22.09	22.04	22.30
		50	0	21.93	21.87	21.94
		50	25	21.22	21.72	22.00
		50	50	21.95	21.62	21.64
		100	0	18.55	18.48	18.39
	16QAM	1	0	20.95	<b>21.41</b>	20.88
		1	50	21.38	21.23	21.21
		1	99	21.11	21.19	21.08
		50	0	20.48	20.56	20.71
		50	25	20.61	20.27	20.77
		50	50	20.53	20.60	20.67
		100	0	17.71	17.69	17.83
	64QAM	1	0	20.14	20.02	20.11
		1	50	<b>20.38</b>	20.03	20.16
		1	99	20.25	19.78	20.13
		50	0	19.62	19.71	19.64
		50	25	19.46	19.38	19.54
		50	50	19.79	19.30	19.54
		100	0	16.99	16.88	16.26
	256QAM	1	0	18.59	19.08	19.27
		1	50	19.00	19.16	<b>19.28</b>
		1	99	19.27	18.76	18.85
		50	0	18.27	17.87	18.60
		50	25	18.24	18.26	18.35
		50	50	18.11	18.35	17.99
		100	0	18.74	17.95	17.65

\*EIRP = Conducted + antenna gain (0.92dBi)



LTE Band 48 (Full Power)						
BW	MCS Index	Channel		55265	55990	56715
		Frequency (MHz)		3552.5	3625	3697.5
5M	QPSK	1	0	22.05	22.46	22.03
		1	12	22.03	22.26	22.29
		1	24	<b>22.49</b>	22.13	22.07
		12	0	21.42	21.81	21.08
		12	6	21.53	21.77	21.85
		12	13	21.56	21.49	21.46
		25	0	21.34	21.17	21.17
	16QAM	1	0	21.39	21.10	21.34
		1	12	21.08	20.91	21.21
		1	24	<b>21.54</b>	21.08	21.04
		12	0	20.71	20.80	20.61
		12	6	20.36	20.46	20.18
		12	13	20.41	20.65	20.55
		25	0	20.92	20.18	20.63
	64QAM	1	0	20.09	20.03	20.10
		1	12	20.07	20.24	20.06
		1	24	<b>20.42</b>	20.17	20.02
		12	0	19.39	19.17	19.27
		12	6	19.60	19.30	19.87
		12	13	19.28	19.34	19.48
		25	0	19.21	19.12	19.08
	256QAM	1	0	19.06	19.23	19.13
		1	12	18.67	19.52	18.78
		1	24	<b>19.64</b>	18.66	19.44
		12	0	18.37	18.63	18.38
		12	6	18.31	18.22	18.62
		12	13	18.73	18.20	18.39
		25	0	18.12	18.12	18.21

\*EIRP = Conducted + antenna gain (0.92dBi)

LTE Band 48 (Full Power)						
BW	MCS Index	Channel		55290	55990	56690
		Frequency (MHz)		3555	3625	3695
10M	QPSK	1	0	21.94	22.17	<b>22.37</b>
		1	24	22.16	22.25	22.13
		1	49	21.95	22.25	21.87
		25	0	21.20	21.16	21.61
		25	12	21.39	21.40	21.48
		25	25	21.52	21.74	21.30
		50	0	21.25	21.69	21.68
	16QAM	1	0	20.80	21.03	21.10
		1	24	21.14	21.32	20.96
		1	49	<b>21.39</b>	21.28	21.09
		25	0	20.74	20.79	20.87
		25	12	20.47	20.59	20.72
		25	25	20.99	20.64	20.71
		50	0	20.24	20.36	20.60
	64QAM	1	0	20.25	20.35	20.24
		1	24	20.06	<b>20.44</b>	19.97
		1	49	19.94	20.29	20.15
		25	0	19.28	19.67	19.69
		25	12	19.61	19.95	19.44
		25	25	19.34	19.34	19.59
		50	0	19.91	19.80	19.64
	256QAM	1	0	19.42	19.19	<b>19.57</b>
		1	24	18.89	19.09	19.29
		1	49	19.20	19.17	19.13
		25	0	18.44	18.45	18.92
		25	12	18.23	19.21	19.03
		25	25	18.75	18.14	18.00
		50	0	18.62	19.12	18.65

\*EIRP = Conducted + antenna gain (0.92dBi)

LTE Band 48 (Full Power)						
BW	MCS Index	Channel		55315	55990	56665
		Frequency (MHz)		3557.5	3625	3692.5
15M	QPSK	1	0	22.26	22.23	21.98
		1	37	22.23	22.24	22.19
		1	74	22.21	21.91	<b>22.29</b>
		36	0	21.75	21.26	21.35
		36	19	21.15	21.12	21.73
		36	39	21.77	21.57	21.53
		75	0	21.42	21.14	21.51
	16QAM	1	0	21.25	21.03	20.98
		1	37	21.06	21.10	<b>21.26</b>
		1	74	20.94	21.20	21.23
		36	0	20.23	20.39	20.65
		36	19	20.09	20.32	20.74
		36	39	20.52	20.64	20.73
		75	0	20.54	20.57	20.22
	64QAM	1	0	<b>20.54</b>	20.28	20.14
		1	37	20.13	20.26	20.37
		1	74	20.03	20.33	20.22
		36	0	19.74	19.59	19.55
		36	19	19.71	19.62	19.27
		36	39	19.40	19.58	19.32
		75	0	19.51	19.60	19.69
	256QAM	1	0	19.10	19.33	19.41
		1	37	19.07	<b>19.50</b>	19.29
		1	74	18.83	18.89	18.90
		36	0	18.42	18.44	18.52
		36	19	18.94	18.53	18.27
		36	39	18.61	18.39	18.11
		75	0	18.64	18.73	18.28

\*EIRP = Conducted + antenna gain (0.92dBi)

LTE Band 48 (Full Power)						
BW	MCS Index	Channel		55340	55990	56640
		Frequency (MHz)		3560	3625	3690
20M	QPSK	1	0	22.28	22.29	21.97
		1	50	21.91	22.04	<b>22.39</b>
		1	99	22.23	22.25	21.99
		50	0	21.44	21.75	21.58
		50	25	21.30	22.01	21.55
		50	50	21.60	21.67	21.16
		100	0	21.49	21.62	21.68
	16QAM	1	0	20.82	20.92	21.20
		1	50	21.37	21.28	<b>21.47</b>
		1	99	21.27	21.17	21.24
		50	0	20.69	20.53	20.86
		50	25	20.37	20.42	20.36
		50	50	20.84	20.51	20.77
		100	0	20.31	20.63	20.75
	64QAM	1	0	19.92	20.27	20.41
		1	50	<b>20.42</b>	20.23	20.08
		1	99	20.23	20.01	20.37
		50	0	19.46	19.34	19.58
		50	25	19.50	19.45	19.57
		50	50	19.70	19.56	19.26
		100	0	19.57	19.39	19.02
	256QAM	1	0	19.02	19.16	19.46
		1	50	19.32	19.40	19.04
		1	99	<b>19.61</b>	19.36	19.23
		50	0	18.48	17.89	18.88
		50	25	18.70	18.32	18.73
		50	50	18.46	18.81	18.55
		100	0	18.73	17.99	18.27

\*EIRP = Conducted + antenna gain (0.92dBi)

LTE Band 66						
BW	MCS Index	Channel		131979	132322	132665
		Frequency (MHz)		1710.7	1745	1779.3
1.4M	QPSK	1	0	26.60	<b>27.17</b>	26.86
		1	2	27.02	26.71	27.08
		1	5	26.82	26.86	26.91
		3	0	26.26	26.38	26.45
		3	1	26.64	26.16	26.02
		3	3	26.24	26.82	26.13
		6	0	26.75	26.78	26.95
	16QAM	1	0	25.87	<b>25.99</b>	25.91
		1	2	25.87	25.92	25.83
		1	5	25.94	25.71	25.93
		3	0	25.53	25.27	25.32
		3	1	25.92	25.30	25.77
		3	3	25.50	25.58	25.25
		6	0	25.96	25.09	25.71
	64QAM	1	0	<b>25.20</b>	25.09	24.77
		1	2	24.99	24.84	25.19
		1	5	24.94	25.16	25.05
		3	0	24.48	24.22	24.11
		3	1	24.79	24.15	24.59
		3	3	24.78	24.40	24.43
		6	0	24.21	24.56	24.32
	256QAM	1	0	23.64	23.56	23.56
		1	2	23.92	23.77	23.92
		1	5	<b>24.25</b>	23.68	23.74
		3	0	23.96	23.79	24.13
		3	1	23.58	23.70	23.85
		3	3	23.90	23.78	23.92
		6	0	23.28	23.81	23.80

\*EIRP = Conducted + antenna gain (4.27dBi)

LTE Band 66						
BW	MCS Index	Channel		131987	132322	132657
		Frequency (MHz)		1711.5	1745	1778.5
3M	QPSK	1	0	26.70	27.09	26.96
		1	7	26.83	27.15	26.95
		1	14	<b>27.20</b>	27.05	27.07
		8	0	26.20	26.04	26.26
		8	3	26.46	26.19	26.56
		8	7	26.72	26.48	26.80
		15	0	26.52	26.36	26.38
	16QAM	1	0	25.85	<b>26.19</b>	26.14
		1	7	26.02	25.97	25.92
		1	14	26.14	25.82	25.84
		8	0	25.68	25.49	25.18
		8	3	25.18	25.07	25.61
		8	7	25.89	25.29	25.38
		15	0	25.06	25.96	25.08
	64QAM	1	0	25.10	24.90	24.84
		1	7	24.78	24.75	25.11
		1	14	24.97	25.02	<b>25.12</b>
		8	0	24.66	24.39	24.75
		8	3	24.38	24.22	24.55
		8	7	24.08	24.53	24.70
		15	0	24.69	24.65	24.40
	256QAM	1	0	23.58	23.91	23.64
		1	7	23.61	23.77	23.88
		1	14	23.81	23.51	23.84
		8	0	23.47	23.61	<b>24.20</b>
		8	3	23.89	23.62	23.61
		8	7	23.99	23.84	23.62
		15	0	23.51	23.82	23.85

\*EIRP = Conducted + antenna gain (4.27dBi)

LTE Band 66						
BW	MCS Index	Channel		131997	132322	132647
		Frequency (MHz)		1712.5	1745	1777.5
5M	QPSK	1	0	27.13	26.89	27.06
		1	12	27.01	26.87	26.89
		1	24	<b>27.15</b>	27.10	27.07
		12	0	26.45	25.96	26.75
		12	6	26.18	26.37	26.28
		12	13	26.47	26.25	26.77
		25	0	26.56	26.59	26.87
	16QAM	1	0	25.71	<b>26.05</b>	25.88
		1	12	25.63	25.71	25.97
		1	24	25.91	25.73	25.94
		12	0	25.23	25.53	25.30
		12	6	25.51	25.34	25.68
		12	13	25.11	25.44	25.65
		25	0	25.41	25.53	25.61
	64QAM	1	0	24.85	24.83	24.61
		1	12	24.96	24.74	24.93
		1	24	<b>25.09</b>	24.99	24.99
		12	0	24.58	24.57	24.51
		12	6	24.14	24.92	24.65
		12	13	24.00	24.17	24.06
		25	0	24.90	24.45	24.68
	256QAM	1	0	23.67	23.42	23.45
		1	12	23.77	23.44	23.76
		1	24	23.68	23.51	23.91
		12	0	23.81	23.90	23.94
		12	6	23.93	23.61	24.02
		12	13	23.83	23.73	<b>24.29</b>
		25	0	23.83	23.75	23.86

\*EIRP = Conducted + antenna gain (4.27dBi)

LTE Band 66						
BW	MCS Index	Channel		132022	132322	132622
		Frequency (MHz)		1715	1745	1775
10M	QPSK	1	0	27.19	26.82	27.03
		1	24	27.16	26.93	27.04
		1	49	26.93	27.10	<b>27.29</b>
		25	0	26.68	26.81	26.23
		25	12	26.00	26.12	26.17
		25	25	26.69	26.30	26.33
		50	0	26.39	26.23	26.71
	16QAM	1	0	26.02	26.02	25.95
		1	24	26.06	25.90	26.08
		1	49	25.84	25.96	<b>26.21</b>
		25	0	25.59	25.20	25.58
		25	12	25.50	25.29	25.67
		25	25	25.55	25.48	25.78
		50	0	25.41	25.38	25.66
	64QAM	1	0	24.71	24.94	24.89
		1	24	<b>25.08</b>	25.01	24.82
		1	49	24.85	24.90	24.68
		25	0	24.28	24.13	24.52
		25	12	24.74	24.92	24.64
		25	25	24.59	24.65	24.91
		50	0	24.87	24.38	24.65
	256QAM	1	0	23.52	23.43	23.75
		1	24	23.91	23.93	24.18
		1	49	23.99	<b>24.21</b>	24.04
		25	0	23.83	23.59	23.53
		25	12	24.03	23.64	23.79
		25	25	23.65	24.13	23.98
		50	0	24.08	24.07	23.76

\*EIRP = Conducted + antenna gain (4.27dBi)



LTE Band 66						
BW	MCS Index	Channel		132047	132322	132597
		Frequency (MHz)		1717.5	1745	1772.5
15M	QPSK	1	0	26.91	26.85	<b>27.09</b>
		1	37	27.02	27.01	26.81
		1	74	27.08	26.95	26.74
		36	0	26.59	26.55	26.03
		36	19	26.33	26.30	26.24
		36	39	26.24	26.09	26.94
		75	0	26.88	26.78	26.51
	16QAM	1	0	25.94	25.92	26.01
		1	37	25.83	25.66	<b>26.11</b>
		1	74	25.76	25.67	25.97
		36	0	25.87	25.18	25.19
		36	19	25.03	25.19	25.36
		36	39	25.55	25.44	25.21
		75	0	25.38	25.56	25.54
	64QAM	1	0	24.62	24.93	24.73
		1	37	<b>25.15</b>	24.75	25.00
		1	74	24.54	24.93	24.80
		36	0	24.49	24.56	24.65
		36	19	24.48	24.21	24.45
		36	39	24.85	24.68	24.98
		75	0	24.27	24.07	24.59
	256QAM	1	0	23.85	23.52	23.73
		1	37	23.71	23.68	<b>24.00</b>
		1	74	23.50	23.98	23.58
		36	0	23.70	23.53	23.65
		36	19	23.77	23.97	23.61
		36	39	23.91	23.86	23.82
		75	0	23.59	23.76	23.75

\*EIRP = Conducted + antenna gain (4.27dBi)

LTE Band 66						
BW	MCS Index	Channel		132072	132322	132575
		Frequency (MHz)		1720	1745	1770
20M	QPSK	1	0	26.79	27.22	26.62
		1	50	26.67	27.03	26.97
		1	99	26.61	<b>27.26</b>	26.77
		50	0	26.69	26.71	26.33
		50	25	26.63	26.13	26.34
		50	50	26.39	26.39	26.70
		100	0	26.44	26.54	26.45
	16QAM	1	0	25.96	25.89	25.99
		1	50	26.10	25.76	25.89
		1	99	<b>26.11</b>	25.60	26.06
		50	0	24.95	25.20	25.45
		50	25	25.89	25.14	25.18
		50	50	25.20	25.65	25.14
		100	0	25.89	25.39	25.59
	64QAM	1	0	24.94	25.04	25.02
		1	50	24.61	<b>25.13</b>	24.84
		1	99	24.92	24.76	25.00
		50	0	24.97	24.75	24.04
		50	25	24.66	24.63	24.65
		50	50	24.86	24.34	24.39
		100	0	23.97	24.63	24.73
	256QAM	1	0	23.72	24.06	23.63
		1	50	23.73	23.56	23.85
		1	99	23.90	23.81	23.66
		50	0	23.71	23.56	23.60
		50	25	24.11	24.13	24.02
		50	50	<b>24.14</b>	24.01	23.85
		100	0	23.63	23.51	23.97

\*EIRP = Conducted + antenna gain (4.27dBi)

**ERP Power (dBm)**

LTE Band 5						
BW	MCS Index	RB Size	RB Offset	Low	Mid	High
		Channel		20407	20525	20643
		Frequency (MHz)		824.7	836.5	848.3
1.4M	QPSK	1	0	24.47	24.55	24.66
		1	2	24.37	<b>24.79</b>	24.60
		1	5	24.43	24.55	24.53
		3	0	23.79	24.28	23.75
		3	1	23.95	23.88	23.96
		3	3	24.02	24.03	24.25
		6	0	24.36	24.31	23.57
	16QAM	1	0	23.33	23.45	<b>23.70</b>
		1	2	23.30	23.42	23.35
		1	5	23.27	23.44	23.60
		3	0	22.75	23.09	23.43
		3	1	22.82	23.11	23.32
		3	3	23.20	22.99	22.94
		6	0	22.66	23.49	22.53
	64QAM	1	0	22.56	22.32	22.63
		1	2	<b>22.75</b>	22.58	22.65
		1	5	22.42	22.52	22.60
		3	0	22.42	21.65	21.86
		3	1	22.15	22.26	22.26
		3	3	22.26	22.02	21.64
		6	0	22.09	21.72	22.10
	256QAM	1	0	21.07	21.66	21.22
		1	2	21.30	21.12	21.14
		1	5	21.93	21.59	20.95
		3	0	21.84	20.84	21.17
		3	1	21.31	21.49	21.50
		3	3	21.02	20.75	21.46
		6	0	21.16	<b>21.99</b>	20.94

\*ERP = Conducted + antenna gain (3.81dBi)-2.15

LTE Band 5						
BW	MCS Index	RB Size	RB Offset	Low	Mid	High
		Channel		20415	20525	20635
		Frequency (MHz)		825.5	836.5	847.5
3M	QPSK	1	0	24.77	24.57	24.70
		1	7	24.62	24.66	24.67
		1	14	24.45	24.62	24.43
		8	0	24.00	23.77	23.83
		8	3	24.03	24.06	23.99
		8	7	23.68	24.13	24.26
		15	0	23.98	23.71	23.82
	16QAM	1	0	23.57	23.52	23.25
		1	7	23.53	23.48	23.63
		1	14	23.69	23.67	23.61
		8	0	22.96	22.90	22.74
		8	3	23.19	23.11	23.17
		8	7	22.91	23.41	22.97
		15	0	22.95	23.15	23.46
	64QAM	1	0	22.43	22.41	22.71
		1	7	22.35	22.56	22.63
		1	14	22.34	22.70	22.56
		8	0	22.23	22.11	22.19
		8	3	21.76	22.28	22.28
		8	7	22.26	21.73	22.06
		15	0	21.76	22.02	21.61
	256QAM	1	0	21.13	21.16	20.86
		1	7	21.62	21.43	21.59
		1	14	21.18	21.52	21.51
		8	0	21.72	21.61	21.17
		8	3	21.58	20.88	21.11
		8	7	20.96	21.73	20.94
		15	0	21.76	21.82	20.94

\*ERP = Conducted + antenna gain (3.81dBi)-2.15

LTE Band 5						
BW	MCS Index	RB Size	RB Offset	Low	Mid	High
		Channel		20425	20525	20625
		Frequency (MHz)		826.5	836.5	846.5
5M	QPSK	1	0	24.76	24.74	24.50
		1	12	24.46	24.63	<b>24.83</b>
		1	24	24.43	24.33	24.56
		12	0	23.53	23.62	24.16
		12	6	23.91	24.48	23.70
		12	13	23.94	24.23	23.98
		25	0	23.82	23.64	23.77
	16QAM	1	0	23.77	23.56	<b>23.82</b>
		1	12	23.28	23.42	23.39
		1	24	23.31	23.78	23.68
		12	0	22.96	22.81	22.67
		12	6	23.39	22.78	22.73
		12	13	22.67	22.70	23.22
		25	0	22.92	23.32	23.31
	64QAM	1	0	<b>22.76</b>	22.32	22.30
		1	12	22.42	22.52	22.30
		1	24	22.46	22.71	22.58
		12	0	21.77	21.64	21.96
		12	6	22.16	22.43	21.83
		12	13	22.24	22.44	21.80
		25	0	21.62	21.78	22.12
	256QAM	1	0	21.39	21.62	21.72
		1	12	21.29	21.84	21.52
		1	24	21.15	20.93	21.64
		12	0	<b>21.86</b>	21.25	21.58
		12	6	21.28	21.11	21.53
		12	13	21.17	21.40	21.32
		25	0	21.41	21.40	20.85

\*ERP = Conducted + antenna gain (3.81dBi)-2.15

LTE Band 5						
BW	MCS Index	RB Size	RB Offset	Low	Mid	High
		Channel		20450	20525	20600
		Frequency (MHz)		829	836.5	844
10M	QPSK	1	0	24.53	<b>24.84</b>	24.46
		1	24	24.57	24.77	24.46
		1	49	24.59	24.51	24.41
		25	0	24.01	24.25	23.89
		25	12	24.29	23.75	23.75
		25	25	23.81	24.07	23.90
		50	0	24.06	24.03	24.08
	16QAM	1	0	23.39	23.47	23.53
		1	24	23.59	23.60	23.40
		1	49	<b>23.74</b>	23.57	23.51
		25	0	22.75	23.23	22.86
		25	12	22.96	23.25	22.92
		25	25	22.86	22.53	23.23
		50	0	23.21	23.22	22.87
	64QAM	1	0	22.54	22.57	22.58
		1	24	22.50	22.59	22.62
		1	49	22.47	<b>22.69</b>	22.54
		25	0	21.45	21.63	21.55
		25	12	22.30	22.28	22.11
		25	25	22.27	21.69	21.58
		50	0	21.74	22.16	21.73
	256QAM	1	0	21.09	<b>21.85</b>	21.43
		1	24	21.42	21.26	21.12
		1	49	21.06	21.61	21.20
		25	0	21.37	21.37	21.67
		25	12	21.78	21.67	20.95
		25	25	21.58	21.58	21.40
		50	0	21.24	21.78	21.78

\*ERP = Conducted + antenna gain (3.81dBi)-2.15

LTE Band 12						
BW	MCS Index	Channel		23017	23095	23173
		Frequency (MHz)		699.7	707.5	715.3
1.4M	QPSK	1	0	25.06	24.90	<b>25.07</b>
		1	2	24.92	24.97	24.82
		1	5	24.79	24.74	24.92
		3	0	24.74	24.68	24.36
		3	1	24.52	24.27	24.75
		3	3	24.72	24.40	24.61
		6	0	24.58	24.53	24.65
	16QAM	1	0	23.95	<b>24.09</b>	<b>24.09</b>
		1	2	24.07	23.94	24.01
		1	5	23.86	23.88	24.05
		3	0	23.40	23.18	23.68
		3	1	23.45	23.61	23.83
		3	3	23.56	23.70	23.41
		6	0	23.27	23.17	23.18
	64QAM	1	0	22.76	23.03	22.93
		1	2	<b>23.04</b>	22.85	22.90
		1	5	22.95	22.79	22.94
		3	0	22.28	22.71	22.73
		3	1	22.90	22.67	22.65
		3	3	22.45	22.43	22.49
		6	0	22.36	22.71	22.34
	256QAM	1	0	21.51	21.83	21.74
		1	2	21.84	21.21	21.78
		1	5	<b>21.96</b>	21.49	21.26
		3	0	21.89	21.42	21.33
		3	1	21.61	21.74	21.09
		3	3	21.69	21.23	21.39
		6	0	21.67	21.20	21.11

\*ERP = Conducted + antenna gain (4.41dBi)-2.15

LTE Band 12						
BW	MCS Index	Channel		23025	23095	23165
		Frequency (MHz)		700.5	707.5	714.5
3M	QPSK	1	0	25.11	24.93	25.06
		1	7	24.99	24.87	24.85
		1	14	24.79	25.09	24.91
		8	0	24.36	24.84	24.76
		8	3	24.76	24.66	24.39
		8	7	24.60	24.61	24.19
		15	0	24.79	24.58	24.48
	16QAM	1	0	23.78	24.04	23.72
		1	7	23.95	24.12	24.12
		1	14	23.79	23.78	23.79
		8	0	23.81	23.57	23.60
		8	3	23.52	23.54	23.61
		8	7	23.29	23.24	23.43
		15	0	23.15	23.19	23.32
	64QAM	1	0	22.97	22.92	22.96
		1	7	22.89	23.03	22.95
		1	14	22.88	23.12	22.72
		8	0	22.79	22.48	22.46
		8	3	22.39	22.80	22.25
		8	7	22.69	22.64	22.50
		15	0	22.72	22.81	22.65
	256QAM	1	0	21.33	21.75	21.59
		1	7	21.56	21.74	21.67
		1	14	21.46	21.31	21.23
		8	0	21.76	21.55	21.15
		8	3	21.90	21.43	21.45
		8	7	21.86	21.37	21.59
		15	0	21.76	22.04	21.57

\*ERP = Conducted + antenna gain (4.41dBi)-2.15



LTE Band 12						
BW	MCS Index	Channel		23035	23095	23155
		Frequency (MHz)		701.5	707.5	713.5
5M	QPSK	1	0	25.17	25.01	25.04
		1	12	24.84	24.86	24.78
		1	24	24.83	24.83	24.75
		12	0	24.40	24.88	24.41
		12	6	24.55	24.29	24.40
		12	13	24.39	24.65	24.16
		25	0	24.63	24.34	24.39
	16QAM	1	0	23.75	23.85	24.09
		1	12	23.99	24.13	24.03
		1	24	24.11	24.10	23.93
		12	0	23.60	23.44	23.73
		12	6	23.38	23.89	23.64
		12	13	23.88	23.72	23.74
		25	0	23.70	23.18	23.86
	64QAM	1	0	23.02	22.97	23.12
		1	12	22.91	22.95	22.91
		1	24	22.95	22.81	23.09
		12	0	22.89	22.84	22.23
		12	6	22.19	22.35	22.34
		12	13	22.27	22.22	22.23
		25	0	22.48	22.23	22.07
	256QAM	1	0	21.28	21.57	21.76
		1	12	21.41	21.21	21.18
		1	24	21.82	21.27	21.76
		12	0	21.59	21.26	21.81
		12	6	22.00	21.63	21.37
		12	13	21.78	21.43	21.85
		25	0	21.79	21.58	21.52

\*ERP = Conducted + antenna gain (4.41dBi)-2.15

LTE Band 12						
BW	MCS Index	Channel		23060	23095	23130
		Frequency (MHz)		704	707.5	711
10M	QPSK	1	0	24.90	24.80	24.90
		1	24	24.74	24.85	25.07
		1	49	24.83	24.97	25.02
		25	0	24.63	24.51	24.75
		25	12	24.32	24.32	24.17
		25	25	24.26	24.58	24.17
		50	0	24.62	24.62	24.27
	16QAM	1	0	24.08	23.79	24.06
		1	24	24.21	23.79	23.83
		1	49	23.84	23.84	23.86
		25	0	23.22	23.38	23.77
		25	12	23.49	23.33	23.46
		25	25	23.86	23.79	23.13
		50	0	23.47	23.30	23.16
	64QAM	1	0	23.07	22.87	23.06
		1	24	22.88	22.75	22.86
		1	49	22.88	22.70	23.09
		25	0	22.31	22.13	22.58
		25	12	22.55	22.07	22.26
		25	25	22.46	22.60	22.33
		50	0	22.35	22.21	22.43
	256QAM	1	0	21.38	21.52	21.47
		1	24	21.64	21.38	21.78
		1	49	21.89	21.63	21.71
		25	0	21.70	21.24	21.15
		25	12	21.80	21.23	21.77
		25	25	21.79	21.45	21.24
		50	0	21.80	21.53	21.21

\*ERP = Conducted + antenna gain (4.41dBi)-2.15

LTE Band 13						
BW	MCS Index	Channel		23205	23230	23255
		Frequency (MHz)		779.5	782	784.5
5M	QPSK	1	0	25.12	24.98	24.94
		1	12	24.81	24.84	24.94
		1	24	24.83	25.07	25.01
		12	0	24.90	24.40	24.23
		12	6	24.46	24.91	24.32
		12	13	24.34	24.81	24.72
		25	0	24.93	24.58	24.12
	16QAM	1	0	23.75	23.77	23.93
		1	12	23.88	23.84	24.14
		1	24	24.01	23.97	23.79
		12	0	23.35	23.89	23.30
		12	6	23.20	23.47	23.87
		12	13	23.39	23.22	23.57
		25	0	23.59	23.28	23.71
	64QAM	1	0	22.97	22.99	23.06
		1	12	22.97	23.26	22.85
		1	24	23.04	22.90	22.84
		12	0	22.60	22.48	22.74
		12	6	22.49	22.29	22.73
		12	13	22.66	22.54	22.30
		25	0	22.89	22.30	22.40
	256QAM	1	0	21.81	22.13	21.84
		1	12	21.75	21.44	21.20
		1	24	21.74	21.29	21.77
		12	0	21.79	21.69	21.62
		12	6	21.90	21.85	21.57
		12	13	21.56	21.61	21.36
		25	0	21.52	21.54	21.31

\*ERP = Conducted + antenna gain (4.41dBi)-2.15

LTE Band 13				
BW	MCS Index	Channel		23230
		Frequency (MHz)		782
10M	QPSK	1	0	24.85
		1	24	<b>25.22</b>
		1	49	24.88
		25	0	24.22
		25	12	24.71
		25	25	24.59
		50	0	24.39
	16QAM	1	0	<b>24.00</b>
		1	24	23.99
		1	49	23.87
		25	0	23.69
		25	12	23.68
		25	25	23.26
		50	0	23.81
	64QAM	1	0	<b>23.16</b>
		1	24	22.83
		1	49	22.99
		25	0	22.68
		25	12	22.77
		25	25	22.32
		50	0	22.42
	256QAM	1	0	21.74
		1	24	21.54
		1	49	<b>22.04</b>
		25	0	21.37
		25	12	21.83
		25	25	21.59
		50	0	21.64

\*ERP = Conducted + antenna gain (4.41dBi)-2.15

**Modulation Type: QPSK**

LTE Band 30, Channel Bandwidth: 5MHz

Mode		TX channel 27685, 27710, 27735					
Antenna Polarity & Test Distance: Horizontal at 3 M							
No.	Freq. (MHz)	Reading (dBm)	S.G Power Value (dBm)	Correction Factor (dB)	EIRP (dBm/5MHz)	Limit (dBm/5MHz)	Margin (dB)
1	2307.50	14.3	22.3	-0.1	22.2	23.9	-1.7
2	2310.00	14.6	22.6	-0.1	22.5	23.9	-1.4
3	2312.50	14.4	22.4	-0.1	22.3	23.9	-1.6
Antenna Polarity & Test Distance: Vertical at 3 M							
No.	Freq. (MHz)	Reading (dBm)	S.G Power Value (dBm)	Correction Factor (dB)	EIRP (dBm/5MHz)	Limit (dBm/5MHz)	Margin (dB)
1	2307.50	17.2	23.1	-0.1	23.0	23.9	-0.9
2	2310.00	17.1	23.0	-0.1	22.9	23.9	-1.0
3	2312.50	17.3	23.2	-0.1	23.1	23.9	-0.8

Note: EIRP (dBm) = S.G Power Value (dBm) + Correction Factor (dB).

LTE Band 30, Channel Bandwidth: 10MHz

Mode		TX channel 27710					
Antenna Polarity & Test Distance: Horizontal at 3 M							
No.	Freq. (MHz)	Reading (dBm)	S.G Power Value (dBm)	Correction Factor (dB)	EIRP (dBm/5MHz)	Limit (dBm/5MHz)	Margin (dB)
1	2310.00	-19.3	22.1	-0.1	22.0	23.9	-1.9
Antenna Polarity & Test Distance: Vertical at 3 M							
No.	Freq. (MHz)	Reading (dBm)	S.G Power Value (dBm)	Correction Factor (dB)	EIRP (dBm/5MHz)	Limit (dBm/5MHz)	Margin (dB)
1	2310.00	-20.0	23.1	-0.1	23.0	23.9	-0.9

Note: EIRP (dBm) = S.G Power Value (dBm) + Correction Factor (dB).

**Modulation Type: 16QAM**

LTE Band 30, Channel Bandwidth: 5MHz

Mode		TX channel 27685, 27710, 27735					
Antenna Polarity & Test Distance: Horizontal at 3 M							
No.	Freq. (MHz)	Reading (dBm)	S.G Power Value (dBm)	Correction Factor (dB)	EIRP (dBm/5MHz)	Limit (dBm/5MHz)	Margin (dB)
1	2307.50	13.3	21.3	-0.1	21.2	23.9	-2.7
2	2310.00	13.5	21.5	-0.1	21.4	23.9	-2.5
3	2312.50	13.4	21.4	-0.1	21.3	23.9	-2.6
Antenna Polarity & Test Distance: Vertical at 3 M							
No.	Freq. (MHz)	Reading (dBm)	S.G Power Value (dBm)	Correction Factor (dB)	EIRP (dBm/5MHz)	Limit (dBm/5MHz)	Margin (dB)
1	2307.50	16.2	22.1	-0.1	22.0	23.9	-1.9
2	2310.00	16.1	22.0	-0.1	21.9	23.9	-2.0
3	2312.50	16.4	22.3	-0.1	22.2	23.9	-1.7

Note: EIRP (dBm) = S.G Power Value (dBm) + Correction Factor (dB).

LTE Band 30, Channel Bandwidth: 10MHz

Mode		TX channel 27710					
Antenna Polarity & Test Distance: Horizontal at 3 M							
No.	Freq. (MHz)	Reading (dBm)	S.G Power Value (dBm)	Correction Factor (dB)	EIRP (dBm/5MHz)	Limit (dBm/5MHz)	Margin (dB)
1	2310.00	-20.3	21.1	-0.1	21.0	23.9	-2.9
Antenna Polarity & Test Distance: Vertical at 3 M							
No.	Freq. (MHz)	Reading (dBm)	S.G Power Value (dBm)	Correction Factor (dB)	EIRP (dBm/5MHz)	Limit (dBm/5MHz)	Margin (dB)
1	2310.00	-20.8	22.3	-0.1	22.2	23.9	-1.7

Note: EIRP (dBm) = S.G Power Value (dBm) + Correction Factor (dB).

**Modulation Type: 64QAM**

LTE Band 30, Channel Bandwidth: 5MHz

Mode		TX channel 27685, 27710, 27735					
Antenna Polarity & Test Distance: Horizontal at 3 M							
No.	Freq. (MHz)	Reading (dBm)	S.G Power Value (dBm)	Correction Factor (dB)	EIRP (dBm/5MHz)	Limit (dBm/5MHz)	Margin (dB)
1	2307.50	12.8	20.8	-0.1	20.7	23.9	-3.2
2	2310.00	12.9	20.9	-0.1	20.8	23.9	-3.1
3	2312.50	12.8	20.8	-0.1	20.7	23.9	-3.2
Antenna Polarity & Test Distance: Vertical at 3 M							
No.	Freq. (MHz)	Reading (dBm)	S.G Power Value (dBm)	Correction Factor (dB)	EIRP (dBm/5MHz)	Limit (dBm/5MHz)	Margin (dB)
1	2307.50	15.7	21.6	-0.1	21.5	23.9	-2.4
2	2310.00	15.6	21.5	-0.1	21.4	23.9	-2.5
3	2312.50	16.0	21.9	-0.1	21.8	23.9	-2.1

Note: EIRP (dBm) = S.G Power Value (dBm) + Correction Factor (dB).

LTE Band 30, Channel Bandwidth: 10MHz

Mode		TX channel 27710					
Antenna Polarity & Test Distance: Horizontal at 3 M							
No.	Freq. (MHz)	Reading (dBm)	S.G Power Value (dBm)	Correction Factor (dB)	EIRP (dBm/5MHz)	Limit (dBm/5MHz)	Margin (dB)
1	2310.00	-20.8	20.6	-0.1	20.5	23.9	-3.4
Antenna Polarity & Test Distance: Vertical at 3 M							
No.	Freq. (MHz)	Reading (dBm)	S.G Power Value (dBm)	Correction Factor (dB)	EIRP (dBm/5MHz)	Limit (dBm/5MHz)	Margin (dB)
1	2310.00	-21.2	21.9	-0.1	21.8	23.9	-2.1

Note: EIRP (dBm) = S.G Power Value (dBm) + Correction Factor (dB).

**Modulation Type: 256QAM**

LTE Band 30, Channel Bandwidth: 5MHz

Mode		TX channel 27685, 27710, 27735					
Antenna Polarity & Test Distance: Horizontal at 3 M							
No.	Freq. (MHz)	Reading (dBm)	S.G Power Value (dBm)	Correction Factor (dB)	EIRP (dBm/5MHz)	Limit (dBm/5MHz)	Margin (dB)
1	2307.50	12.3	20.3	-0.1	20.2	23.9	-3.7
2	2310.00	12.5	20.5	-0.1	20.4	23.9	-3.5
3	2312.50	12.2	20.2	-0.1	20.1	23.9	-3.8
Antenna Polarity & Test Distance: Vertical at 3 M							
No.	Freq. (MHz)	Reading (dBm)	S.G Power Value (dBm)	Correction Factor (dB)	EIRP (dBm/5MHz)	Limit (dBm/5MHz)	Margin (dB)
1	2307.50	15.2	21.1	-0.1	21.0	23.9	-2.9
2	2310.00	15.0	20.9	-0.1	20.8	23.9	-3.1
3	2312.50	15.4	21.3	-0.1	21.2	23.9	-2.7

Note: EIRP (dBm) = S.G Power Value (dBm) + Correction Factor (dB).

LTE Band 30, Channel Bandwidth: 10MHz

Mode		TX channel 27710					
Antenna Polarity & Test Distance: Horizontal at 3 M							
No.	Freq. (MHz)	Reading (dBm)	S.G Power Value (dBm)	Correction Factor (dB)	EIRP (dBm/5MHz)	Limit (dBm/5MHz)	Margin (dB)
1	2310.00	-21.3	20.1	-0.1	20.0	23.9	-3.9
Antenna Polarity & Test Distance: Vertical at 3 M							
No.	Freq. (MHz)	Reading (dBm)	S.G Power Value (dBm)	Correction Factor (dB)	EIRP (dBm/5MHz)	Limit (dBm/5MHz)	Margin (dB)
1	2310.00	-21.7	21.4	-0.1	21.3	23.9	-2.6

Note: EIRP (dBm) = S.G Power Value (dBm) + Correction Factor (dB).



## 4.2 Radiated Emission Measurement

### 4.2.1 Limits of Radiated Emission Measurement

For LTE Band 5:

The power of any emission outside of the authorized operating frequency ranges must be attenuated below the transmitting power (P) by a factor of at least  $43 + 10 \log(P)$  dB. The emission limit equal to  $-13\text{dBm}$ .

For LTE Band 12:

According to FCC 27.53(g) for operations in the 600 MHz band and the 698-746 MHz band, the power of any emission outside a licensee's frequency band(s) of operation shall be attenuated below the transmitter power (P) within the licensed band(s) of operation, measured in watts, by at least  $43 + 10 \log(P)$  dB. Compliance with this provision is based on the use of measurement instrumentation employing a resolution bandwidth of 100 kilohertz or greater.

For LTE Band 13:

According to FCC 27.53(c)(2) for on any frequency outside the 776-788 MHz band, the power of any emission shall be attenuated outside the band below the transmitter power (P) by at least  $43 + 10 \log(P)$  dB.

According to FCC 27.53(f) for operations in the 775-788 MHz, emissions in the band 1559-1610 MHz shall be limited to  $-70$  dBW/MHz. The limit of emissions is equal to  $-40$  dBm

For LTE Band 30:

In the FCC 27.53(a)(4)(iii), the power of any emission outside a licensee's frequency block shall be attenuated below the transmitter power (P) by at least  $70 + 10 \log(P)$  dB. The limit of emission is equal to  $-40$  dBm.

For LTE Band 48:

The power of any emissions below 3530 MHz or above 3720 MHz shall not exceed  $-40\text{dBm/MHz}$ .

For LTE Band 66:

According to FCC 27.53(h) for operations in the 1695-1710 MHz, 1710-1755 MHz, 1755-1780 MHz, 1915-1920 MHz, 1995-2000 MHz, 2000-2020 MHz, 2110-2155 MHz, 2155-2180 MHz, and 2180-2200 bands, the power of any emission outside a licensee's frequency block shall be attenuated below the transmitter power (P) in watts by at least  $43 + 10 \log(P)$  dB.

#### 4.2.2 Test Procedure

- a. Substitution method is used for E.I.R.P measurement. In the semi-anechoic chamber, EUT placed on the 0.8m (below or equal 1 GHz) and/or 1.5 m (above 1 GHz) height of Turn Table, rotated the table around 360 degrees to search the maximum radiation power and receiver antenna shall be rotated vertical and horizontal polarization and moved height from 1m to 4m to find the maximum polar radiated power. The "Read Value" is the spectrum reading the maximum power value.
- b. The substitution horn antenna is substituted for EUT at the same position and signals generator export the CW signal to the substitution antenna via a TX cable. Rotated the Turn Table and moved receiving antenna to find the maximum radiation power. Adjust output power level of S.G to get a Value of spectrum reading equal to "Read Value" of step a. Record the power level of S.G
- c. EIRP = Output power level of S.G – TX cable loss + Antenna gain of substitution horn.
- d. E.R.P power can be calculated form E.I.R.P power by subtracting the gain of dipole, E.R.P power = E.I.R.P power - 2.15dBi.

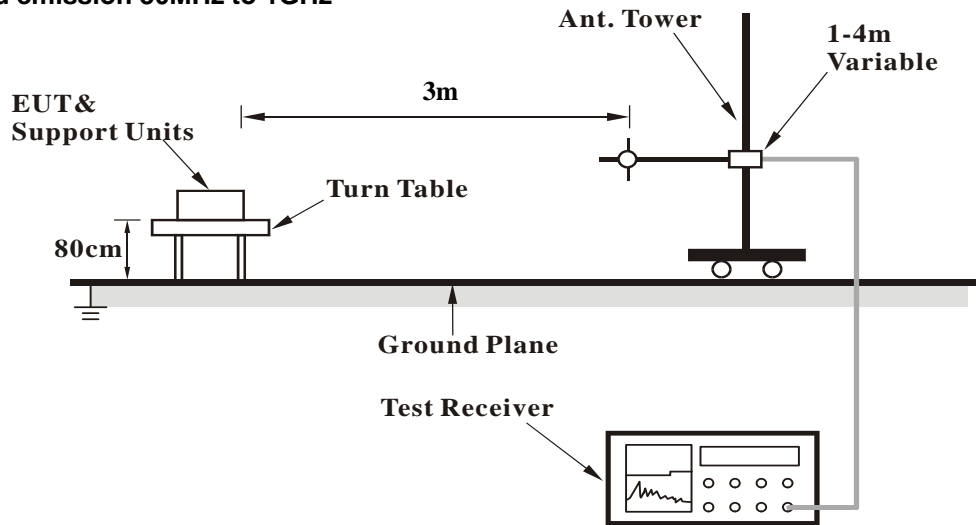
NOTE: The resolution bandwidth and video bandwidth of test receiver/spectrum analyzer is 1MHz/3MHz.

#### 4.2.3 Deviation from Test Standard

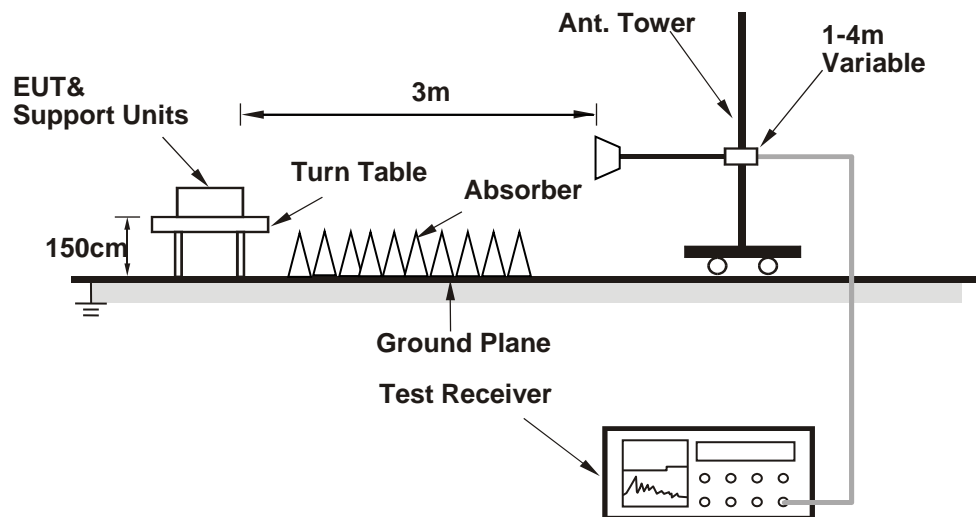
No deviation.

#### 4.2.4 Test Setup

For radiated emission 30MHz to 1GHz



For radiated emission above 1GHz



For the actual test configuration, please refer to the attached file (Test Setup Photo).

#### 4.2.5 Test Results

Below 1GHz

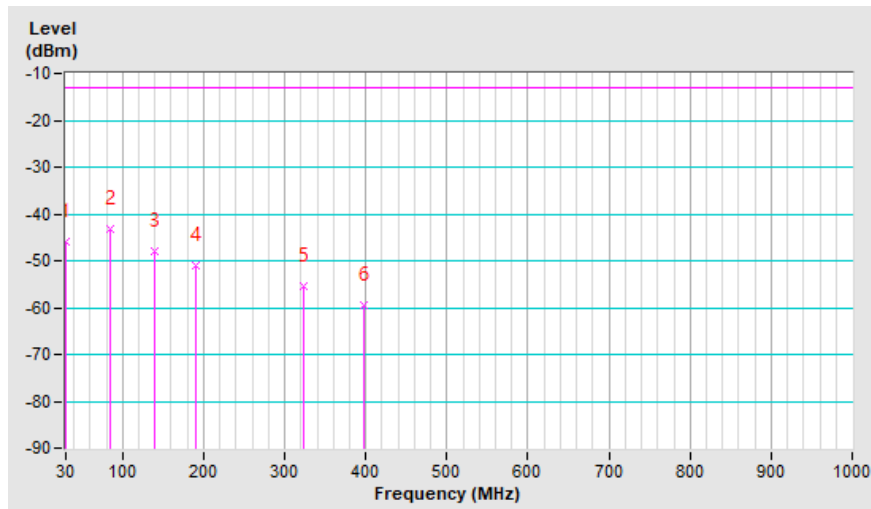
n2, Channel Bandwidth: 15MHz

Mode	TX channel 371500 (1857.50MHz)	Frequency Range	Below 1000 MHz
Environmental Conditions	24deg. C, 63%RH	Input Power	120Vac, 60Hz
Tested By	Greg Lin		

Antenna Polarity & Test Distance: Horizontal at 3 M							
No.	Freq. (MHz)	Reading (dBm)	S.G Power Value (dBm)	Correction Factor (dB)	EIRP (dBm)	Limit (dBm)	Margin (dB)
1	30.00	-48.8	-33.6	-12.2	-45.8	-13.0	-32.8
2	84.83	-36.3	-42.8	-0.3	-43.1	-13.0	-30.1
3	139.65	-42.2	-47.7	-0.3	-48.0	-13.0	-35.0
4	190.26	-42.5	-55.2	4.2	-51.0	-13.0	-38.0
5	322.41	-51.5	-60.5	5.2	-55.3	-13.0	-42.3
6	396.91	-59.2	-64.7	5.2	-59.5	-13.0	-46.5

Remarks:

1. EIRP (dBm) = S.G Value (dBm) + Correction Factor (dB).
2. Correction Factor (dB) = Substitution Antenna Gain (dB) - Cable Loss (dB).

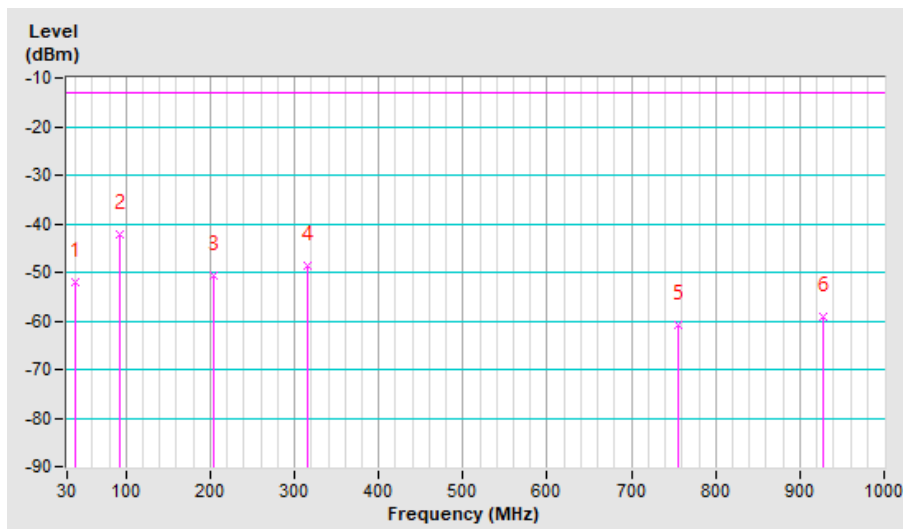


Mode	TX channel 371500 (1857.50MHz)	Frequency Range	Below 1000 MHz
Environmental Conditions	24deg. C, 63%RH	Input Power	120Vac, 60Hz
Tested By	Greg Lin		

Antenna Polarity & Test Distance: Vertical at 3 M							
No.	Freq. (MHz)	Reading (dBm)	S.G Power Value (dBm)	Correction Factor (dB)	EIRP (dBm)	Limit (dBm)	Margin (dB)
1	39.84	-42.9	-41.3	-10.9	-52.2	-13.0	-39.2
<b>2</b>	<b>91.86</b>	<b>-35.7</b>	<b>-43.3</b>	<b>1.1</b>	<b>-42.2</b>	<b>-13.0</b>	<b>-29.2</b>
3	204.32	-49.5	-56.1	5.4	-50.7	-13.0	-37.7
4	315.38	-49.1	-54.0	5.2	-48.8	-13.0	-35.8
5	755.39	-68.2	-65.3	4.6	-60.7	-13.0	-47.7
6	928.30	-68.8	-63.0	3.9	-59.1	-13.0	-46.1

Remarks:

1. EIRP (dBm) = S.G Value (dBm) + Correction Factor (dB).
2. Correction Factor (dB) = Substitution Antenna Gain (dB) - Cable Loss (dB).



LTE Band 12, Channel Bandwidth: 1.4MHz

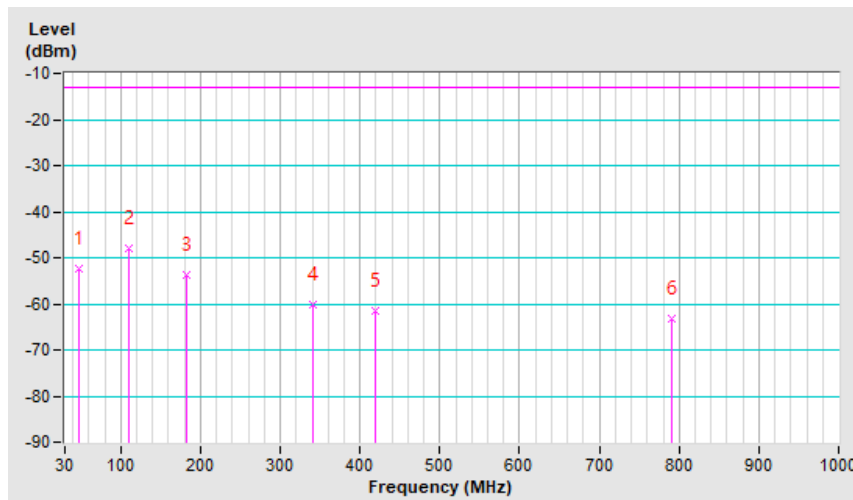
Mode	TX channel 23017 (699.7MHz)	Frequency Range	Below 1000 MHz
Environmental Conditions	24deg. C, 63%RH	Input Power	120Vac, 60Hz
Tested By	Greg Lin		

Antenna Polarity & Test Distance: Horizontal at 3 M

No.	Freq. (MHz)	Reading (dBm)	S.G Power Value (dBm)	Correction Factor (dB)	ERP (dBm)	Limit (dBm)	Margin (dB)
1	46.87	-50.5	-42.7	-9.6	-52.3	-13.0	-39.3
2	110.13	-38.0	-45.4	-2.6	-48.0	-13.0	-35.0
3	181.83	-43.2	-50.6	-3.0	-53.6	-13.0	-40.6
4	340.68	-54.4	-64.0	4.0	-60.0	-13.0	-47.0
5	419.41	-59.1	-65.0	3.5	-61.5	-13.0	-48.5
6	790.54	-66.6	-67.3	4.0	-63.3	-13.0	-50.3

Remarks:

- ERP (dBm) = S.G Value (dBm) + Correction Factor (dB).
- Correction Factor (dB) = Substitution Antenna Gain (dB) - Cable Loss (dB) + 2.15dB.

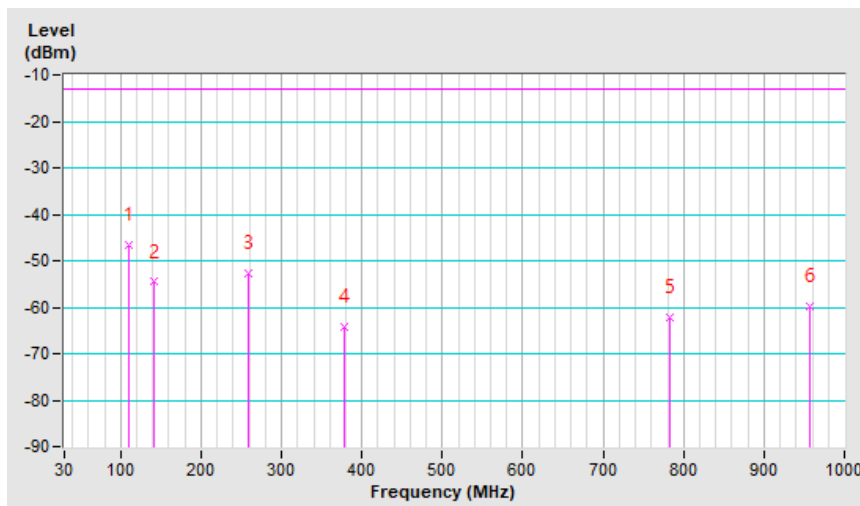


Mode	TX channel 23017 (699.7MHz)	Frequency Range	Below 1000 MHz
Environmental Conditions	24deg. C, 63%RH	Input Power	120Vac, 60Hz
Tested By	Greg Lin		

Antenna Polarity & Test Distance: Vertical at 3 M							
No.	Freq. (MHz)	Reading (dBm)	S.G Power Value (dBm)	Correction Factor (dB)	ERP (dBm)	Limit (dBm)	Margin (dB)
1	110.13	-36.4	-44.1	-2.6	-46.7	-13.0	-33.7
2	141.06	-50.0	-51.6	-3.0	-54.6	-13.0	-41.6
3	259.14	-51.4	-51.2	-1.5	-52.7	-13.0	-39.7
4	378.64	-61.8	-68.0	3.6	-64.4	-13.0	-51.4
5	783.51	-67.0	-66.1	4.0	-62.1	-13.0	-49.1
6	956.42	-67.0	-63.7	3.9	-59.8	-13.0	-46.8

Remarks:

- ERP (dBm) = S.G Value (dBm) + Correction Factor (dB).
- Correction Factor (dB) = Substitution Antenna Gain (dB) - Cable Loss (dB) + 2.15dB.



Above 1GHz  
n2, Channel Bandwidth 15MHz

Mode	TX channel 371500 (1857.50MHz)	Frequency Range	1GHz ~ 20GHz
Environmental Conditions	22deg. C, 68%RH	Input Power	120Vac, 60Hz
Tested By	Greg Lin		

Antenna Polarity & Test Distance: Horizontal at 3 M							
No.	Freq. (MHz)	Reading (dBm)	S.G Power Value (dBm)	Correction Factor (dB)	EIRP (dBm)	Limit (dBm)	Margin (dB)
1	3715.00	-61.4	-52.9	1.4	-51.5	-13.0	-38.5
Antenna Polarity & Test Distance: Vertical at 3 M							
No.	Freq. (MHz)	Reading (dBm)	S.G Power Value (dBm)	Correction Factor (dB)	EIRP (dBm)	Limit (dBm)	Margin (dB)
1	3715.00	-59.3	-51.1	1.4	-49.7	-13.0	-36.7

Remarks:

1. EIRP (dBm) = S.G Value (dBm) + Correction Factor (dB).
2. Correction Factor (dB) = Substitution Antenna Gain (dB) - Cable Loss (dB).

LTE Band 12, Channel Bandwidth: 1.4MHz

Mode	TX channel 23017 (699.7MHz)	Frequency Range	1GHz ~ 18GHz
Environmental Conditions	22deg. C, 68%RH	Input Power	120Vac, 60Hz
Tested By	Greg Lin		

Antenna Polarity & Test Distance: Horizontal at 3 M							
No.	Freq. (MHz)	Reading (dBm)	S.G Power Value (dBm)	Correction Factor (dB)	ERP (dBm)	Limit (dBm)	Margin (dB)
1	1399.40	-63.9	-57.7	0.9	-56.8	-13.0	-43.8
Antenna Polarity & Test Distance: Vertical at 3 M							
No.	Freq. (MHz)	Reading (dBm)	S.G Power Value (dBm)	Correction Factor (dB)	ERP (dBm)	Limit (dBm)	Margin (dB)
1	1399.40	-61.0	-55.9	0.9	-55.0	-13.0	-42.0

Remarks:

1. ERP (dBm) = S.G Value (dBm) + Correction Factor (dB).
2. Correction Factor (dB) = Substitution Antenna Gain (dB) - Cable Loss (dB) + 2.15dB.



## 5 Pictures of Test Arrangements

Please refer to the attached file (Test Setup Photo).

## Appendix – Information of the Testing Laboratories

We, Bureau Veritas Consumer Products Services (H.K.) Ltd., Taoyuan Branch, were founded in 1988 to provide our best service in EMC, Radio, Telecom and Safety consultation. Our laboratories are FCC recognized accredited test firms and accredited and approved according to ISO/IEC 17025.

If you have any comments, please feel free to contact us at the following:

### Lin Kou EMC/RF Lab

Tel: 886-2-26052180

Fax: 886-2-26051924

### Hsin Chu EMC/RF/Telecom Lab

Tel: 886-3-6668565

Fax: 886-3-6668323

### Hwa Ya EMC/RF/Safety Lab

Tel: 886-3-3183232

Fax: 886-3-3270892

**Email:** [service.adt@tw.bureauveritas.com](mailto:service.adt@tw.bureauveritas.com)

**Web Site:** [www.bureauveritas-adt.com](http://www.bureauveritas-adt.com)

The address and road map of all our labs can be found in our web site also.

--- END ---