

LTE Band 66 (CA 66B), Channel Bandwidth 10MHz+5MHz

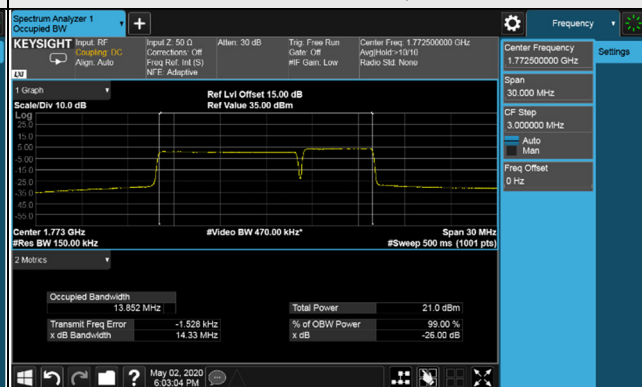
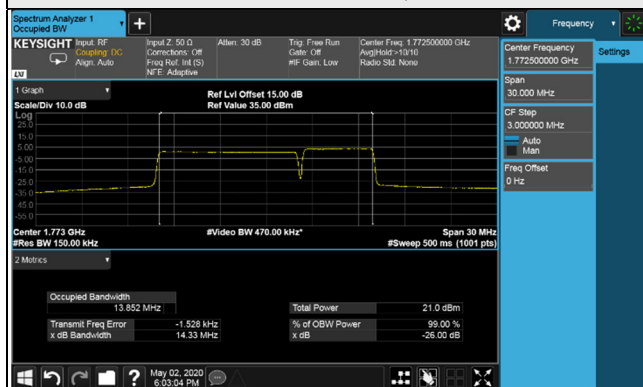
Channel	Frequency (MHz)	99% Occupied Bandwidth (MHz)	26dB Bandwidth (MHz)
		QPSK_Full RB	QPSK_Full RB
132022+132094	1715.0+1722.2	13.821	14.31
132397+132469	1752.5+1759.7	13.808	14.31
132572+132644	1770.0+1777.2	13.852	14.33

99% Occupied Bandwidth
Spectrum Plot of Worst Value

26dB Bandwidth
Spectrum Plot of Worst Value

10MHz+5MHz / QPSK

10MHz+5MHz / QPSK



LTE Band 66 (CA 66B), Channel Bandwidth 5MHz+5MHz

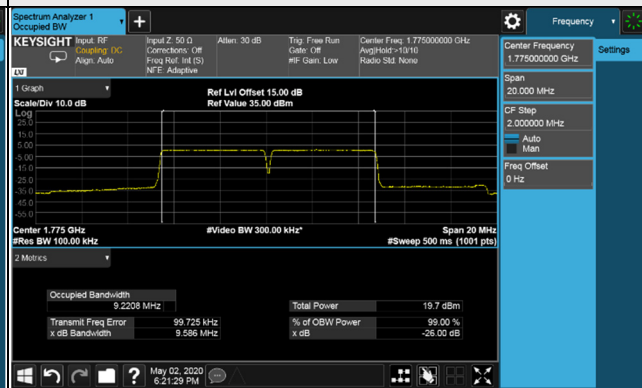
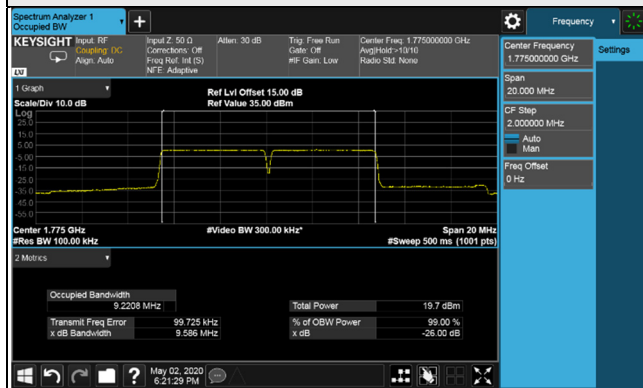
Channel	Frequency (MHz)	99% Occupied Bandwidth (MHz)	26dB Bandwidth (MHz)
		QPSK_Full RB	QPSK_Full RB
131997+132045	1712.5+1717.3	9.2145	9.581
132398+132446	1752.6+1757.4	9.2115	9.573
132599+132647	1772.7+1777.5	9.2208	9.586

99% Occupied Bandwidth
Spectrum Plot of Worst Value

26dB Bandwidth
Spectrum Plot of Worst Value

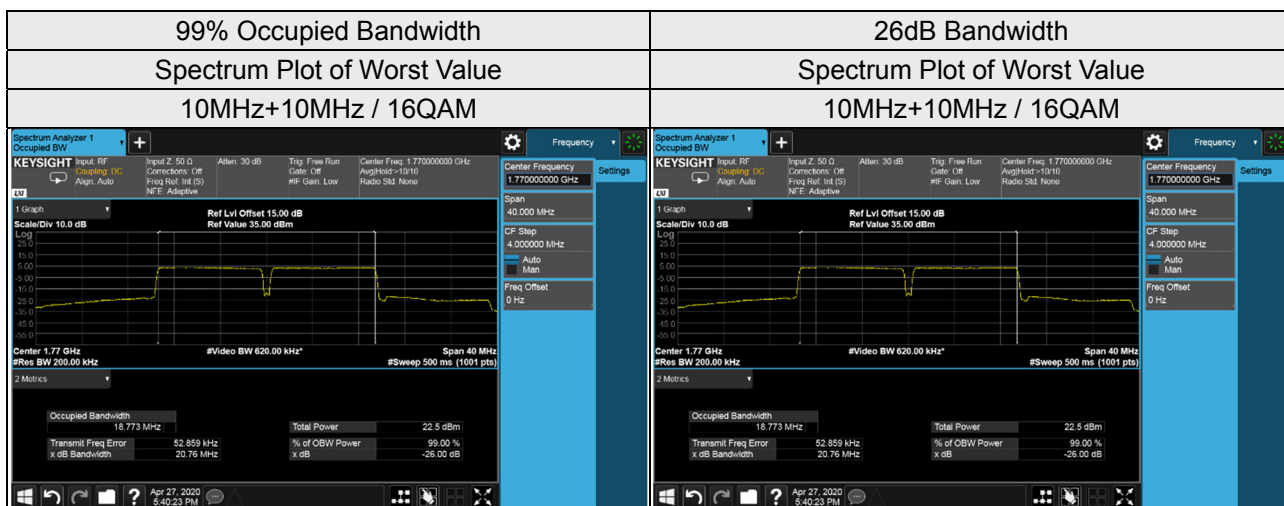
5MHz+5MHz / QPSK

5MHz+5MHz / QPSK



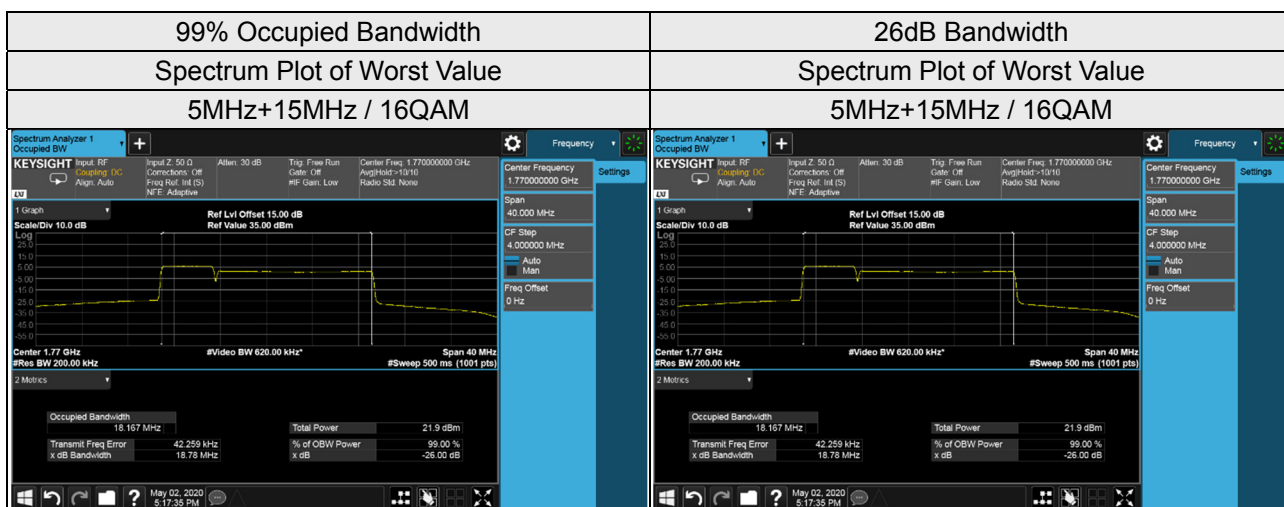
LTE Band 66 (CA 66B), Channel Bandwidth 10MHz+10MHz

Channel	Frequency (MHz)	99% Occupied Bandwidth (MHz)	26dB Bandwidth (MHz)
		16QAM_Full RB	16QAM_Full RB
132022+132121	1715.0+1724.9	18.701	19.39
132373+132472	1750.1+1760.0	18.710	19.39
132523+132622	1765.1+1775.0	18.773	20.76



LTE Band 66 (CA 66B), Channel Bandwidth 5MHz+15MHz

Channel	Frequency (MHz)	99% Occupied Bandwidth (MHz)	26dB Bandwidth (MHz)
		16QAM_Full RB	16QAM_Full RB
132002+132095	1713.0+1722.3	18.129	18.76
132353+132447	1748.1+1757.4	18.167	18.78
132504+132597	1763.2+1772.5	18.121	18.76



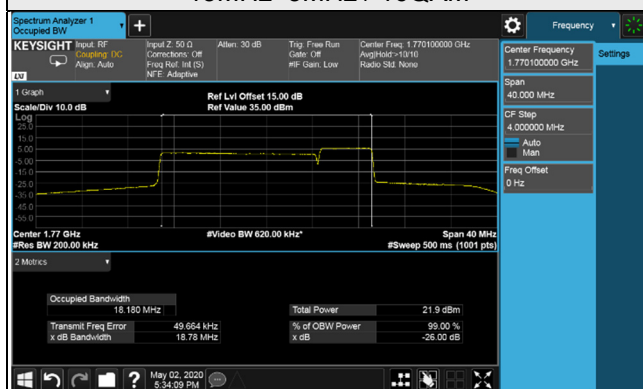
LTE Band 66 (CA 66B), Channel Bandwidth 15MHz+5MHz

Channel	Frequency (MHz)	99% Occupied Bandwidth (MHz)	26dB Bandwidth (MHz)
		16QAM_Full RB	16QAM_Full RB
132047+132140	1717.5+1726.8	18.093	18.75
132398+132491	1752.6+1761.9	18.079	18.74
132549+132642	1767.7+1777.0	18.180	18.78

99% Occupied Bandwidth

Spectrum Plot of Worst Value

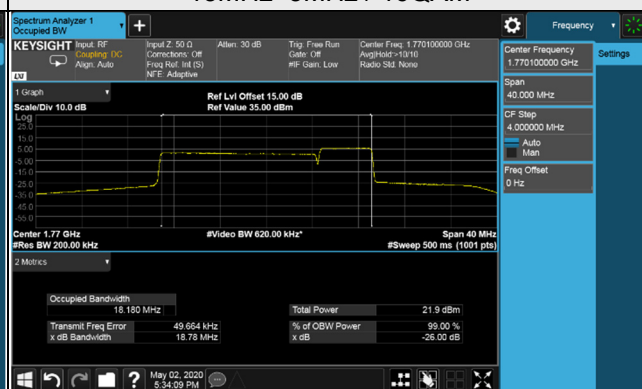
15MHz+5MHz / 16QAM



26dB Bandwidth

Spectrum Plot of Worst Value

15MHz+5MHz / 16QAM



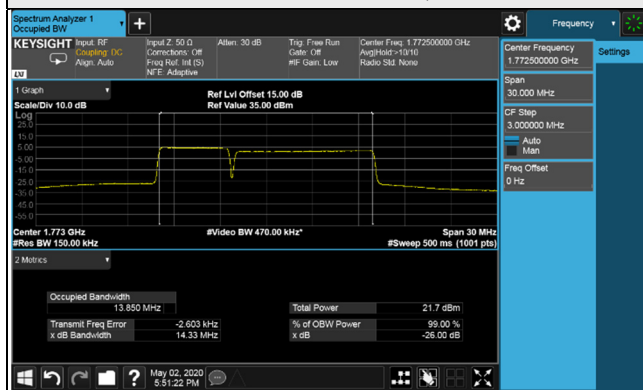
LTE Band 66 (CA 66B), Channel Bandwidth 5MHz+10MHz

Channel	Frequency (MHz)	99% Occupied Bandwidth (MHz)	26dB Bandwidth (MHz)
		16QAM_Full RB	16QAM_Full RB
132000+132072	1712.8+1720.0	13.830	14.32
132375+132447	1750.3+1757.5	13.816	14.31
132550+132622	1767.8+1775.0	13.850	14.33

99% Occupied Bandwidth

Spectrum Plot of Worst Value

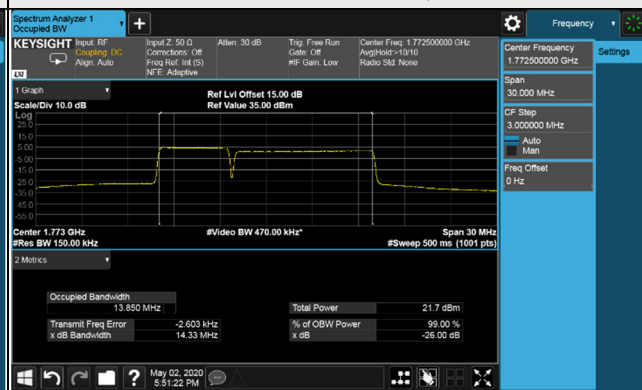
5MHz+10MHz / 16QAM



26dB Bandwidth

Spectrum Plot of Worst Value

5MHz+10MHz / 16QAM



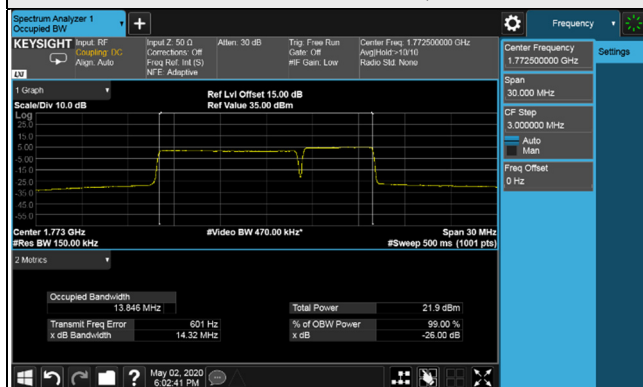
LTE Band 66 (CA 66B), Channel Bandwidth 10MHz+5MHz

Channel	Frequency (MHz)	99% Occupied Bandwidth (MHz)	26dB Bandwidth (MHz)
		16QAM_Full RB	16QAM_Full RB
132022+132094	1715.0+1722.2	13.810	14.31
132397+132469	1752.5+1759.7	13.798	14.31
132572+132644	1770.0+1777.2	13.846	14.32

99% Occupied Bandwidth

Spectrum Plot of Worst Value

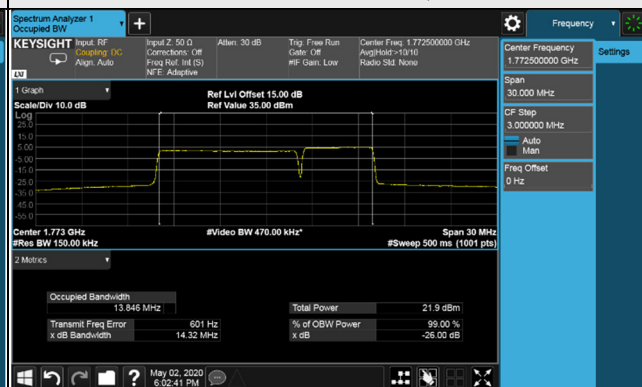
10MHz+5MHz / 16QAM



26dB Bandwidth

Spectrum Plot of Worst Value

10MHz+5MHz / 16QAM



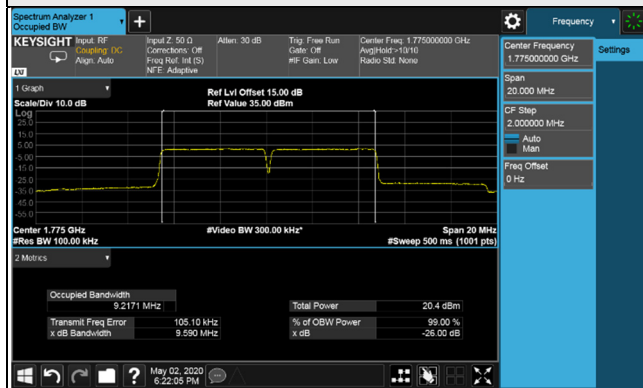
LTE Band 66 (CA 66B), Channel Bandwidth 5MHz+5MHz

Channel	Frequency (MHz)	99% Occupied Bandwidth (MHz)	26dB Bandwidth (MHz)
		16QAM_Full RB	16QAM_Full RB
131997+132045	1712.5+1717.3	9.2098	9.575
132398+132446	1752.6+1757.4	9.1930	9.565
132599+132647	1772.7+1777.5	9.2171	9.590

99% Occupied Bandwidth

Spectrum Plot of Worst Value

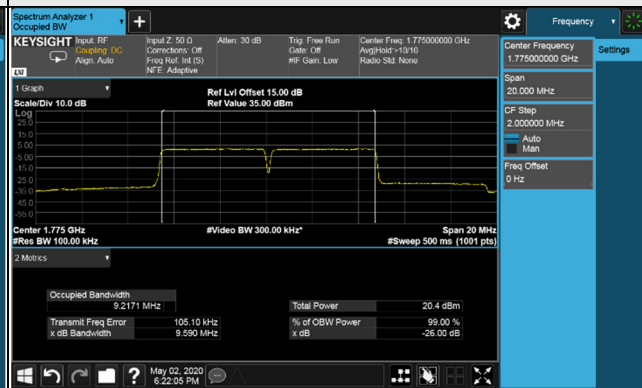
5MHz+5MHz / 16QAM



26dB Bandwidth

Spectrum Plot of Worst Value

5MHz+5MHz / 16QAM

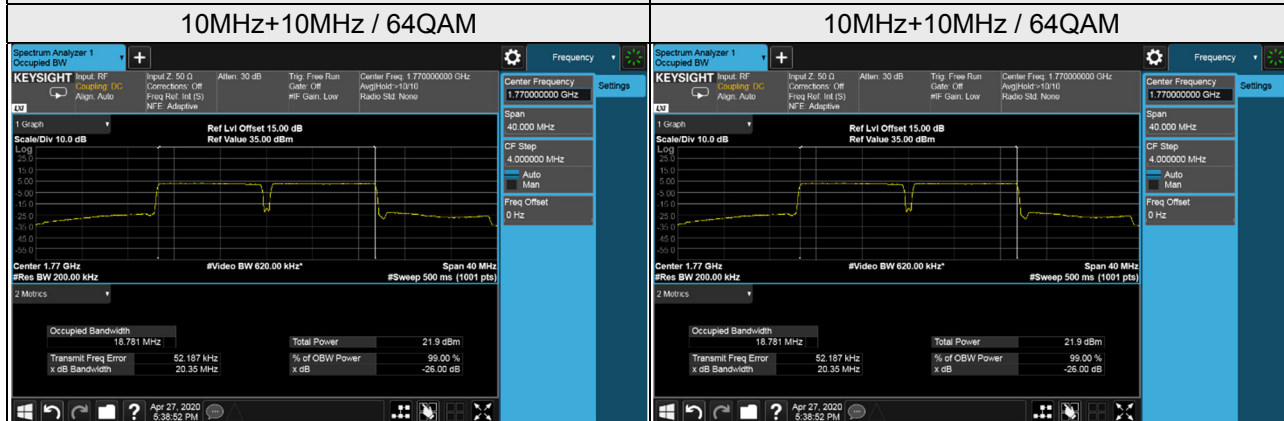


LTE Band 66 (CA 66B), Channel Bandwidth 10MHz+10MHz

Channel	Frequency (MHz)	99% Occupied Bandwidth (MHz)	26dB Bandwidth (MHz)
		64QAM_Full RB	64QAM_Full RB
132022+132121	1715.0+1724.9	18.707	19.40
132373+132472	1750.1+1760.0	18.725	20.24
132523+132622	1765.1+1775.0	18.781	20.35

99% Occupied Bandwidth
Spectrum Plot of Worst Value

26dB Bandwidth
Spectrum Plot of Worst Value

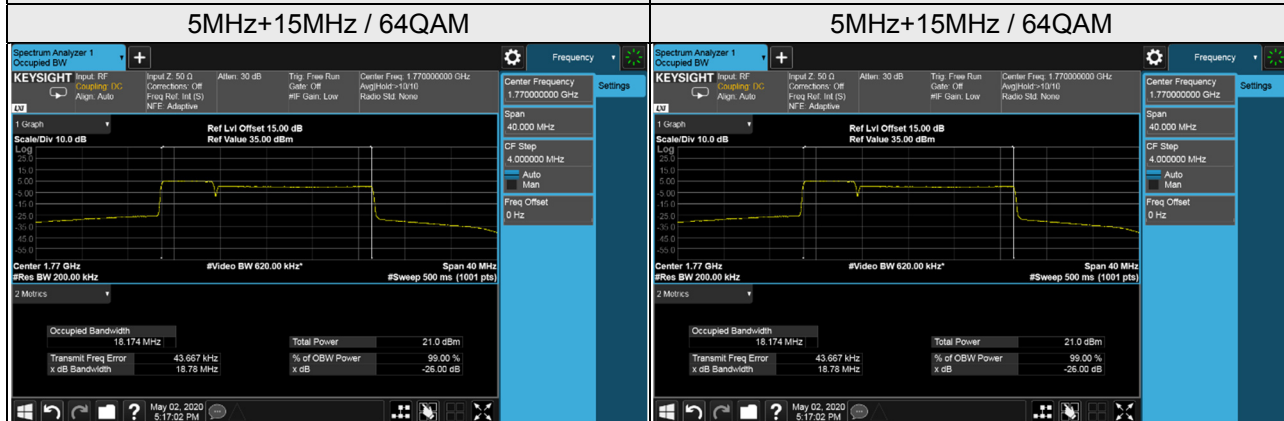


LTE Band 66 (CA 66B), Channel Bandwidth 5MHz+15MHz

Channel	Frequency (MHz)	99% Occupied Bandwidth (MHz)	26dB Bandwidth (MHz)
		64QAM_Full RB	64QAM_Full RB
132002+132095	1713.0+1722.3	18.141	18.77
132353+132447	1748.1+1757.4	18.174	18.78
132504+132597	1763.2+1772.5	18.131	18.77

99% Occupied Bandwidth
Spectrum Plot of Worst Value

26dB Bandwidth
Spectrum Plot of Worst Value



LTE Band 66 (CA 66B), Channel Bandwidth 15MHz+5MHz

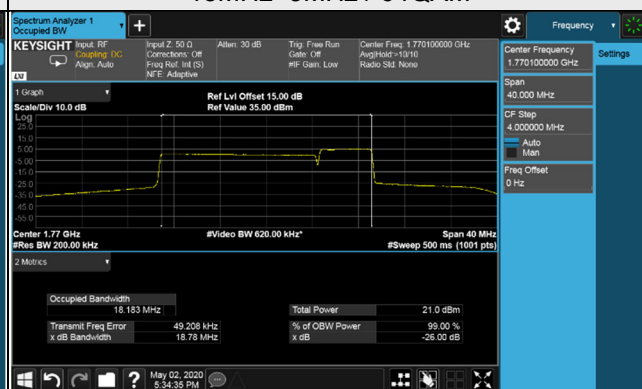
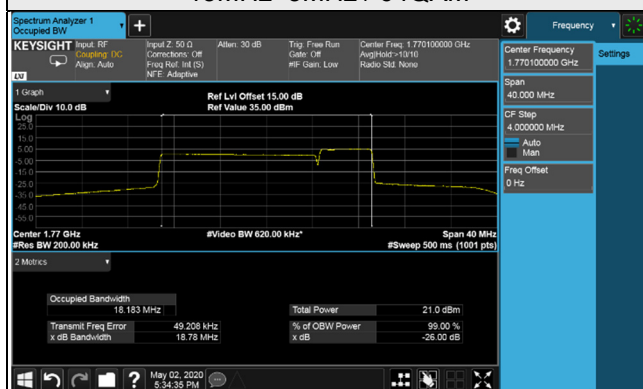
Channel	Frequency (MHz)	99% Occupied Bandwidth (MHz)	26dB Bandwidth (MHz)
		64QAM_Full RB	64QAM_Full RB
132047+132140	1717.5+1726.8	18.091	18.75
132398+132491	1752.6+1761.9	18.078	18.75
132549+132642	1767.7+1777.0	18.183	18.78

99% Occupied Bandwidth
Spectrum Plot of Worst Value

26dB Bandwidth
Spectrum Plot of Worst Value

15MHz+5MHz / 64QAM

15MHz+5MHz / 64QAM



LTE Band 66 (CA 66B), Channel Bandwidth 5MHz+10MHz

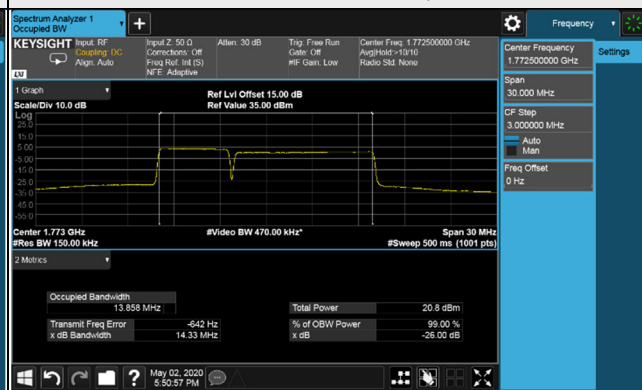
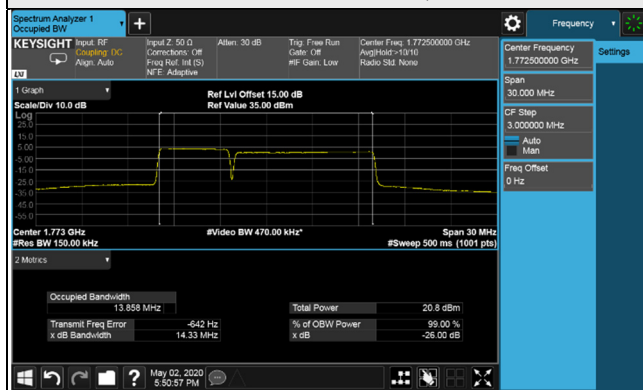
Channel	Frequency (MHz)	99% Occupied Bandwidth (MHz)	26dB Bandwidth (MHz)
		64QAM_Full RB	64QAM_Full RB
132000+132072	1712.8+1720.0	13.842	14.33
132375+132447	1750.3+1757.5	13.826	14.31
132550+132622	1767.8+1775.0	13.858	14.33

99% Occupied Bandwidth
Spectrum Plot of Worst Value

26dB Bandwidth
Spectrum Plot of Worst Value

5MHz+10MHz / 64QAM

5MHz+10MHz / 64QAM



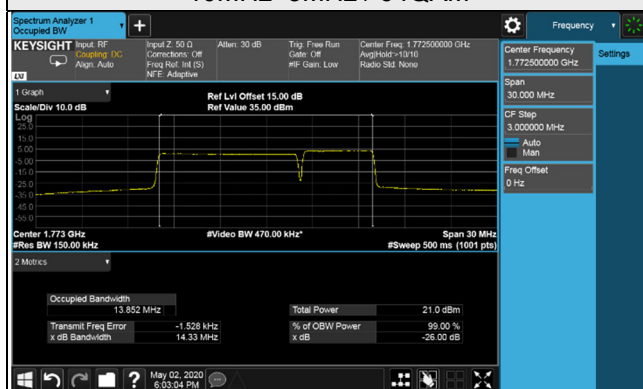
LTE Band 66 (CA 66B), Channel Bandwidth 10MHz+5MHz

Channel	Frequency (MHz)	99% Occupied Bandwidth (MHz)	26dB Bandwidth (MHz)
		64QAM_Full RB	64QAM_Full RB
132022+132094	1715.0+1722.2	13.821	14.31
132397+132469	1752.5+1759.7	13.808	14.31
132572+132644	1770.0+1777.2	13.852	14.33

99% Occupied Bandwidth

Spectrum Plot of Worst Value

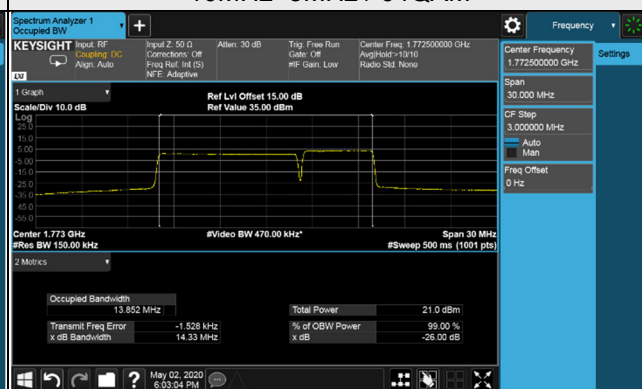
10MHz+5MHz / 64QAM



26dB Bandwidth

Spectrum Plot of Worst Value

10MHz+5MHz / 64QAM



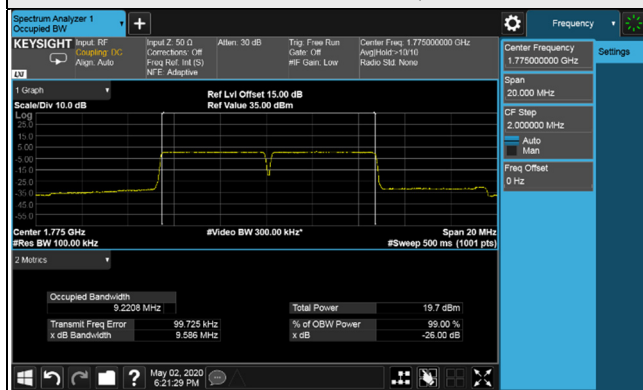
LTE Band 66 (CA 66B), Channel Bandwidth 5MHz+5MHz

Channel	Frequency (MHz)	99% Occupied Bandwidth (MHz)	26dB Bandwidth (MHz)
		64QAM_Full RB	64QAM_Full RB
131997+132045	1712.5+1717.3	9.2145	9.581
132398+132446	1752.6+1757.4	9.2115	9.573
132599+132647	1772.7+1777.5	9.2208	9.586

99% Occupied Bandwidth

Spectrum Plot of Worst Value

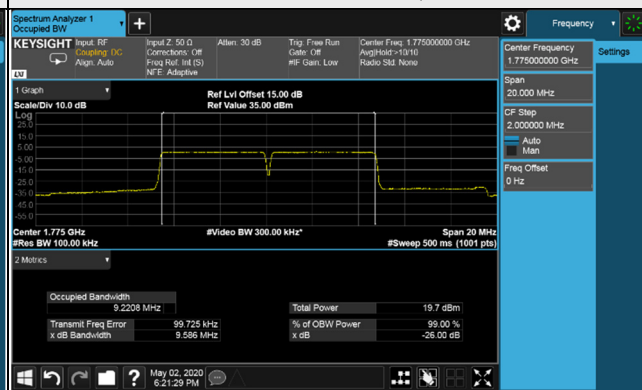
5MHz+5MHz / 64QAM



26dB Bandwidth

Spectrum Plot of Worst Value

5MHz+5MHz / 64QAM



4.3 Frequency Stability Measurement

4.3.1 Limits of Frequency Stability Measurement

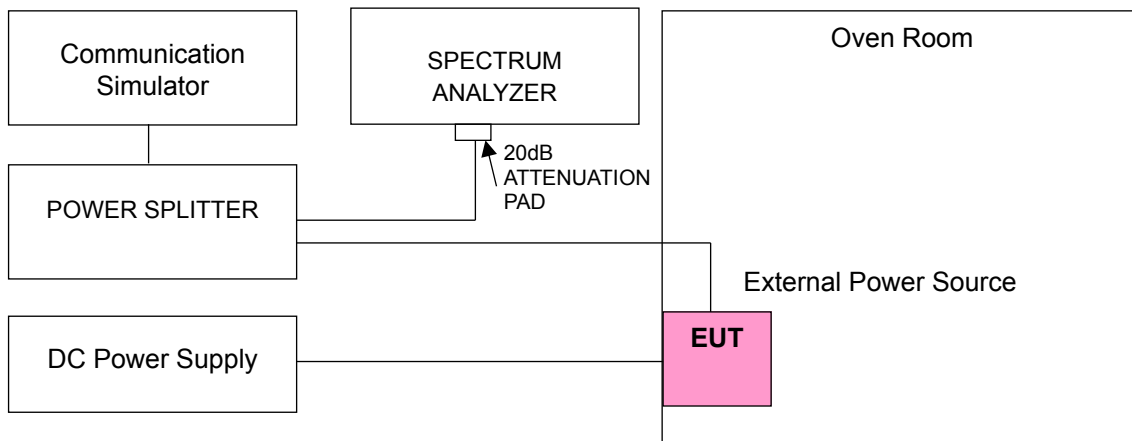
According to the FCC part 2.1055 shall be tested the frequency stability. The rule is defined that "The frequency stability shall be sufficient to ensure that the fundamental emission stays within the authorized frequency block." The test extreme voltage is according to the 2.1055(d)(1) Vary primary supply voltage from 85 to 115 percent of the nominal value for other than hand carried battery equipment and the extreme temperature rule is comply with specification of EUT $-30^{\circ}\text{C} \sim 50^{\circ}\text{C}$.

4.3.2 Test Procedure

- Device is placed at the oven room. The oven room could control the temperatures and humidity. Power warm up is at least 15 min and power applied should perform before recording frequency error.
- EUT is connected the external power supply to control the DC input power. The test voltage range is from minimum to maximum working voltage. Each step shall be record the frequency error rate.
- The temperature range step is 10 degrees in this test items. All temperature levels shall be hold the $\pm 0.5^{\circ}\text{C}$ during the measurement testing. The each temperature step shall be at least 0.5 hours, consider the EUT could be test under the stability condition.

Note: The frequency error was recorded frequency error from the communication simulator.

4.3.3 Test Setup



4.3.4 Test Results

Frequency Error vs. Voltage

Voltage (Volts)	LTE Band 7 (CA 7C)			
	Channel Bandwidth: 15MHz+20MHz			
	Low Channel		High Channel	
	Frequency (MHz)	Frequency Error (ppm)	Frequency (MHz)	Frequency Error (ppm)
4.25	2507.800002	0.001	2524.900002	0.001
5	2507.800002	0.001	2524.900003	0.001
5.75	2507.800001	0.000	2524.900002	0.001

Note: The applicant defined the normal working voltage is from 4.25Vdc to 5.75Vdc.

Frequency Error vs. Temperature

Temp. (°C)	LTE Band 7 (CA 7C)			
	Channel Bandwidth: 15MHz+20MHz			
	Low Channel		High Channel	
	Frequency (MHz)	Frequency Error (ppm)	Frequency (MHz)	Frequency Error (ppm)
-30	2507.800001	0.000	2524.900004	0.002
-20	2507.800001	0.001	2524.900003	0.001
-10	2507.800002	0.001	2524.900003	0.001
0	2507.800002	0.001	2524.900002	0.001
10	2507.800002	0.001	2524.900004	0.002
20	2507.799997	-0.001	2524.899997	-0.001
30	2507.799997	-0.001	2524.899998	-0.001
40	2507.799999	0.000	2524.899999	-0.001
50	2507.799997	-0.001	2524.899996	-0.001

Frequency Error vs. Voltage

Voltage (Volts)	LTE Band 38 (CA 38C)			
	Channel Bandwidth: 20MHz+20MHz			
	Low Channel		High Channel	
	Frequency (MHz)	Frequency Error (ppm)	Frequency (MHz)	Frequency Error (ppm)
4.25	2590.200002	0.001	2610.000002	0.001
5	2590.200003	0.001	2610.000002	0.001
5.75	2590.200004	0.001	2610.000002	0.001

Note: The applicant defined the normal working voltage is from 4.25Vdc to 5.75Vdc.

Frequency Error vs. Temperature

Temp. (°C)	LTE Band 38 (CA 38C)			
	Channel Bandwidth: 20MHz+20MHz			
	Low Channel		High Channel	
	Frequency (MHz)	Frequency Error (ppm)	Frequency (MHz)	Frequency Error (ppm)
-30	2590.200003	0.001	2610.000002	0.001
-20	2590.200004	0.001	2610.000003	0.001
-10	2590.200003	0.001	2610.000003	0.001
0	2590.200001	0.000	2610.000002	0.001
10	2590.200002	0.001	2610.000004	0.001
20	2590.199998	-0.001	2609.999997	-0.001
30	2590.199997	-0.001	2609.999996	-0.001
40	2590.199996	-0.002	2609.999998	-0.001
50	2590.199997	-0.001	2609.999996	-0.001

Frequency Error vs. Voltage

Voltage (Volts)	LTE Band 41 (CA 41C)			
	Channel Bandwidth: 20MHz+20MHz			
	Low Channel		High Channel	
	Frequency (MHz)	Frequency Error (ppm)	Frequency (MHz)	Frequency Error (ppm)
4.25	2660.200003	0.001	2680.000002	0.001
5	2660.200003	0.001	2680.000001	0.000
5.75	2660.200003	0.001	2680.000004	0.001

Note: The applicant defined the normal working voltage is from 4.25Vdc to 5.75Vdc.

Frequency Error vs. Temperature

Temp. (°C)	LTE Band 41 (CA 41C)			
	Channel Bandwidth: 20MHz+20MHz			
	Low Channel		High Channel	
	Frequency (MHz)	Frequency Error (ppm)	Frequency (MHz)	Frequency Error (ppm)
-30	2660.200003	0.001	2680.000003	0.001
-20	2660.200002	0.001	2680.000002	0.001
-10	2660.200003	0.001	2680.000001	0.000
0	2660.200003	0.001	2680.000003	0.001
10	2660.200001	0.001	2680.000003	0.001
20	2660.199996	-0.002	2679.999997	-0.001
30	2660.199997	-0.001	2679.999998	-0.001
40	2660.199997	-0.001	2679.999997	-0.001
50	2660.199998	-0.001	2679.999996	-0.001

Frequency Error vs. Voltage

Voltage (Volts)	LTE Band 66 (CA 66C)			
	Channel Bandwidth: 20MHz+20MHz			
	Low Channel		High Channel	
	Frequency (MHz)	Frequency Error (ppm)	Frequency (MHz)	Frequency Error (ppm)
4.25	1745.100002	0.001	1764.900003	0.002
5	1745.100002	0.001	1764.900004	0.002
5.75	1745.100003	0.002	1764.900003	0.002

Note: The applicant defined the normal working voltage is from 4.25Vdc to 5.75Vdc.

Frequency Error vs. Temperature

Temp. (°C)	LTE Band 66 (CA 66C)			
	Channel Bandwidth: 20MHz+20MHz			
	Low Channel		High Channel	
	Frequency (MHz)	Frequency Error (ppm)	Frequency (MHz)	Frequency Error (ppm)
-30	1745.100002	0.001	1764.900002	0.001
-20	1745.100002	0.001	1764.900004	0.002
-10	1745.100002	0.001	1764.900002	0.001
0	1745.100002	0.001	1764.900001	0.001
10	1745.100004	0.002	1764.900004	0.002
20	1745.099997	-0.001	1764.899999	-0.001
30	1745.099999	-0.001	1764.899998	-0.001
40	1745.099998	-0.001	1764.899997	-0.002
50	1745.099998	-0.001	1764.899998	-0.001

Frequency Error vs. Voltage

Voltage (Volts)	LTE Band 66 (CA 66B)			
	Channel Bandwidth: 10MHz+10MHz			
	Low Channel		High Channel	
	Frequency (MHz)	Frequency Error (ppm)	Frequency (MHz)	Frequency Error (ppm)
4.25	1715.000003	0.002	1724.900004	0.002
5	1715.000002	0.001	1724.900003	0.002
5.75	1715.000004	0.002	1724.900004	0.002

Note: The applicant defined the normal working voltage is from 4.25Vdc to 5.75Vdc.

Frequency Error vs. Temperature

Temp. (°C)	LTE Band 66 (CA 66B)			
	Channel Bandwidth: 10MHz+10MHz			
	Low Channel		High Channel	
	Frequency (MHz)	Frequency Error (ppm)	Frequency (MHz)	Frequency Error (ppm)
-30	1715.000002	0.001	1724.900003	0.002
-20	1715.000001	0.001	1724.900003	0.001
-10	1715.000003	0.002	1724.900002	0.001
0	1715.000002	0.001	1724.900002	0.001
10	1715.000001	0.001	1724.900003	0.002
20	1714.999997	-0.002	1724.899996	-0.002
30	1714.999996	-0.002	1724.899997	-0.002
40	1714.999996	-0.002	1724.899997	-0.002
50	1714.999996	-0.002	1724.899997	-0.002

4.4 Channel Edge Measurement

4.4.1 Limits of Band Edge Measurement

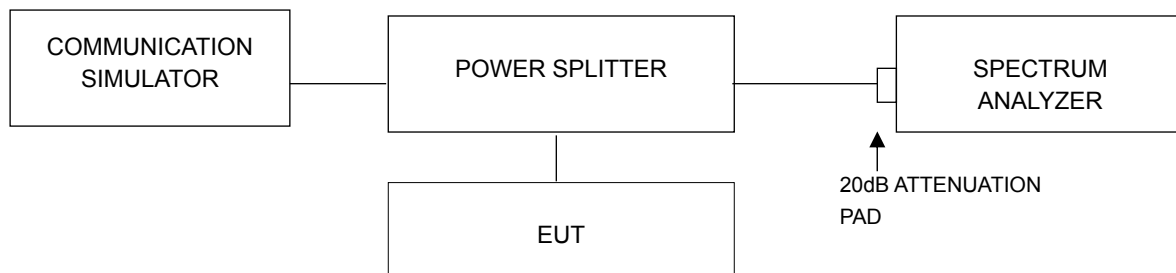
For LTE Band 66

According to FCC 27.53(h) for operations in the 1695-1710 MHz, 1710-1755 MHz, 1755-1780 MHz, 1915-1920 MHz, 1995-2000 MHz, 2000-2020 MHz, 2110-2155 MHz, 2155-2180 MHz, and 2180-2200 bands, the power of any emission outside a licensee's frequency block shall be attenuated below the transmitter power (P) in watts by at least $43 + 10 \log (P)$ dB.

For LTE Band 7, 38, 41

According to FCC 27.53(m)(4) specified that power of any emission outside of the channel edge must be attenuated below the transmitting power (P) by a factor shall be not less than $40 + 10 \log (P)$ dB on all frequencies between the channel edge and 5 megahertz from the channel edge, $43 + 10 \log (P)$ dB on all frequencies between 5 megahertz and X megahertz from the channel edge, and $55 + 10 \log (P)$ dB on all frequencies more than X megahertz from the channel edge, where X is the greater of 6 megahertz or the actual emission bandwidth. In addition, the attenuation factor shall not be less that $43 + 10 \log (P)$ dB on all frequencies between 2490.5 MHz and 2496 MHz and $55 + 10 \log (P)$ dB at or below 2490.5 MHz. In the 1 MHz bands immediately outside and adjacent to the frequency block a resolution bandwidth of at least two percent may be employed, except when the 1 megahertz band is 2495-2496 MHz, in which case a resolution bandwidth of at least one percent may be employed.

4.4.2 Test Setup

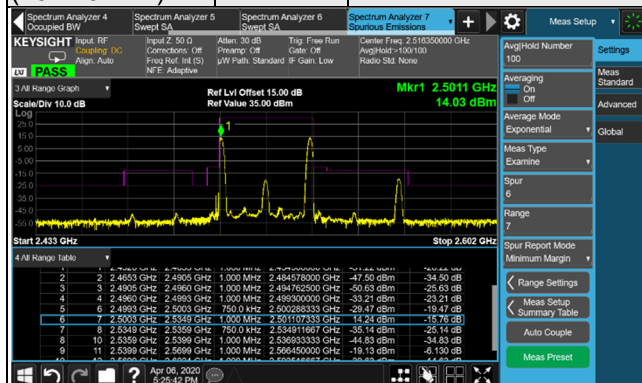
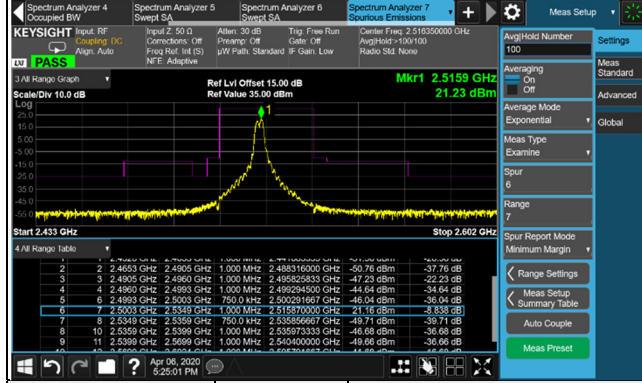
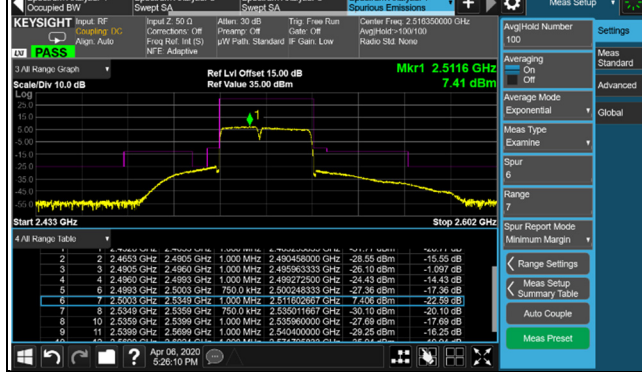
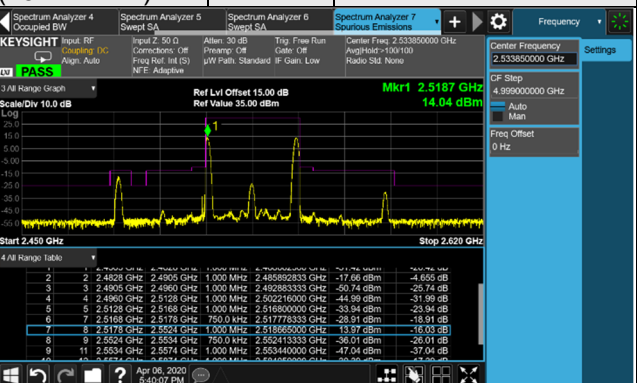


4.4.3 Test Procedures

- The EUT was set up for the rated peak power. The power was measured with Spectrum Analyzer. All measurements of Emission Mask were done at 3 channels: low, middle and high operational frequency range. All measurements of Band Edge were done at 2 channels: low and high operational frequency range.(only for LTE Band 66 CA mode)
- The center frequency of spectrum is the band edge frequency and span is 1MHz. RB of the spectrum is 200kHz and VB of the spectrum is 620kHz (LTE Channel Bandwidth 10MHz+10MHz). (only for LTE Band 66 CA mode)
- The center frequency of spectrum is the band edge frequency and span is 1MHz. RB of the spectrum is 430kHz and VB of the spectrum is 1.3MHz (LTE Channel Bandwidth 20MHz+20MHz).(only for LTE Band 66 CA mode)
- For the measurement method of LTE Band 7C, 38C, Band 41C, please refer to 27.53(m)(4)(6).
- Record the max trace plot into the test report.

4.4.4 Test Results

LTE Band 7 (CA 7C)
Emission Mask:

Channel Bandwidth: 15MHz+20MHz																																																					
Channel 20828 (2507.8MHz)+ Channel 20999 (2524.9MHz)	QPSK	1 RB / 0 RB Offset+ 1 RB / 99 RB Offset	Channel 21003 (2525.3MHz)+ Channel 21174 (2542.4MHz)	QPSK	1 RB / 0 RB Offset+ 1 RB / 99 RB Offset																																																
 <table border="1"> <thead> <tr> <th>Line</th> <th>Freq (MHz)</th> <th>Bandwidth (MHz)</th> <th>Level (dBm)</th> </tr> </thead> <tbody> <tr><td>1</td><td>2.4653</td><td>2.4905</td><td>-47.50</td></tr> <tr><td>2</td><td>2.4653</td><td>2.4905</td><td>-34.50</td></tr> <tr><td>3</td><td>2.4905</td><td>2.4960</td><td>-50.63</td></tr> <tr><td>4</td><td>2.4960</td><td>2.4993</td><td>-33.21</td></tr> <tr><td>5</td><td>2.4960</td><td>2.4993</td><td>-29.47</td></tr> <tr><td>6</td><td>2.4993</td><td>2.5003</td><td>-19.47</td></tr> <tr><td>7</td><td>2.5003</td><td>2.5349</td><td>14.03</td></tr> <tr><td>8</td><td>2.5349</td><td>2.5359</td><td>-25.14</td></tr> <tr><td>9</td><td>2.5349</td><td>2.5399</td><td>-44.83</td></tr> <tr><td>10</td><td>2.5399</td><td>2.5699</td><td>-19.13</td></tr> <tr><td>11</td><td>2.5399</td><td>2.5699</td><td>-6.130</td></tr> </tbody> </table>						Line	Freq (MHz)	Bandwidth (MHz)	Level (dBm)	1	2.4653	2.4905	-47.50	2	2.4653	2.4905	-34.50	3	2.4905	2.4960	-50.63	4	2.4960	2.4993	-33.21	5	2.4960	2.4993	-29.47	6	2.4993	2.5003	-19.47	7	2.5003	2.5349	14.03	8	2.5349	2.5359	-25.14	9	2.5349	2.5399	-44.83	10	2.5399	2.5699	-19.13	11	2.5399	2.5699	-6.130
Line	Freq (MHz)	Bandwidth (MHz)	Level (dBm)																																																		
1	2.4653	2.4905	-47.50																																																		
2	2.4653	2.4905	-34.50																																																		
3	2.4905	2.4960	-50.63																																																		
4	2.4960	2.4993	-33.21																																																		
5	2.4960	2.4993	-29.47																																																		
6	2.4993	2.5003	-19.47																																																		
7	2.5003	2.5349	14.03																																																		
8	2.5349	2.5359	-25.14																																																		
9	2.5349	2.5399	-44.83																																																		
10	2.5399	2.5699	-19.13																																																		
11	2.5399	2.5699	-6.130																																																		
Channel 20828 (2507.8MHz)+ Channel 20999 (2524.9MHz)	QPSK	1 RB / 74 RB Offset+ 1 RB / 0 RB Offset	Channel 21003 (2525.3MHz)+ Channel 21174 (2542.4MHz)	QPSK	1 RB / 74 RB Offset+ 1 RB / 0 RB Offset																																																
 <table border="1"> <thead> <tr> <th>Line</th> <th>Freq (MHz)</th> <th>Bandwidth (MHz)</th> <th>Level (dBm)</th> </tr> </thead> <tbody> <tr><td>2</td><td>2.4653</td><td>2.4905</td><td>-50.76</td></tr> <tr><td>3</td><td>2.4905</td><td>2.4960</td><td>-47.23</td></tr> <tr><td>4</td><td>2.4960</td><td>2.4993</td><td>-34.64</td></tr> <tr><td>5</td><td>2.4993</td><td>2.5003</td><td>-46.04</td></tr> <tr><td>6</td><td>2.5003</td><td>2.5349</td><td>21.23</td></tr> <tr><td>7</td><td>2.5349</td><td>2.5359</td><td>-33.38</td></tr> <tr><td>8</td><td>2.5349</td><td>2.5399</td><td>-49.11</td></tr> <tr><td>9</td><td>2.5399</td><td>2.5699</td><td>-36.68</td></tr> <tr><td>10</td><td>2.5399</td><td>2.5699</td><td>-49.66</td></tr> <tr><td>11</td><td>2.5399</td><td>2.5699</td><td>-36.66</td></tr> </tbody> </table>						Line	Freq (MHz)	Bandwidth (MHz)	Level (dBm)	2	2.4653	2.4905	-50.76	3	2.4905	2.4960	-47.23	4	2.4960	2.4993	-34.64	5	2.4993	2.5003	-46.04	6	2.5003	2.5349	21.23	7	2.5349	2.5359	-33.38	8	2.5349	2.5399	-49.11	9	2.5399	2.5699	-36.68	10	2.5399	2.5699	-49.66	11	2.5399	2.5699	-36.66				
Line	Freq (MHz)	Bandwidth (MHz)	Level (dBm)																																																		
2	2.4653	2.4905	-50.76																																																		
3	2.4905	2.4960	-47.23																																																		
4	2.4960	2.4993	-34.64																																																		
5	2.4993	2.5003	-46.04																																																		
6	2.5003	2.5349	21.23																																																		
7	2.5349	2.5359	-33.38																																																		
8	2.5349	2.5399	-49.11																																																		
9	2.5399	2.5699	-36.68																																																		
10	2.5399	2.5699	-49.66																																																		
11	2.5399	2.5699	-36.66																																																		
Channel 20828 (2507.8MHz)+ Channel 20999 (2524.9MHz)	QPSK	75 RB / 0 RB Offset 100 RB / 0 RB Offset	Channel 21003 (2525.3MHz)+ Channel 21174 (2542.4MHz)	QPSK	75 RB / 0 RB Offset 100 RB / 0 RB Offset																																																
 <table border="1"> <thead> <tr> <th>Line</th> <th>Freq (MHz)</th> <th>Bandwidth (MHz)</th> <th>Level (dBm)</th> </tr> </thead> <tbody> <tr><td>2</td><td>2.4653</td><td>2.4905</td><td>-28.55</td></tr> <tr><td>3</td><td>2.4905</td><td>2.4960</td><td>-26.10</td></tr> <tr><td>4</td><td>2.4960</td><td>2.4993</td><td>-24.43</td></tr> <tr><td>5</td><td>2.4993</td><td>2.5003</td><td>-27.36</td></tr> <tr><td>6</td><td>2.5003</td><td>2.5349</td><td>7.41</td></tr> <tr><td>7</td><td>2.5349</td><td>2.5359</td><td>-30.10</td></tr> <tr><td>8</td><td>2.5349</td><td>2.5399</td><td>-17.68</td></tr> <tr><td>9</td><td>2.5399</td><td>2.5699</td><td>-15.25</td></tr> <tr><td>10</td><td>2.5399</td><td>2.5699</td><td>-15.25</td></tr> <tr><td>11</td><td>2.5399</td><td>2.5699</td><td>-15.25</td></tr> </tbody> </table>						Line	Freq (MHz)	Bandwidth (MHz)	Level (dBm)	2	2.4653	2.4905	-28.55	3	2.4905	2.4960	-26.10	4	2.4960	2.4993	-24.43	5	2.4993	2.5003	-27.36	6	2.5003	2.5349	7.41	7	2.5349	2.5359	-30.10	8	2.5349	2.5399	-17.68	9	2.5399	2.5699	-15.25	10	2.5399	2.5699	-15.25	11	2.5399	2.5699	-15.25				
Line	Freq (MHz)	Bandwidth (MHz)	Level (dBm)																																																		
2	2.4653	2.4905	-28.55																																																		
3	2.4905	2.4960	-26.10																																																		
4	2.4960	2.4993	-24.43																																																		
5	2.4993	2.5003	-27.36																																																		
6	2.5003	2.5349	7.41																																																		
7	2.5349	2.5359	-30.10																																																		
8	2.5349	2.5399	-17.68																																																		
9	2.5399	2.5699	-15.25																																																		
10	2.5399	2.5699	-15.25																																																		
11	2.5399	2.5699	-15.25																																																		
Channel 20828 (2507.8MHz)+ Channel 20999 (2524.9MHz)	QPSK	75 RB / 0 RB Offset 100 RB / 0 RB Offset	Channel 21003 (2525.3MHz)+ Channel 21174 (2542.4MHz)	QPSK	75 RB / 0 RB Offset 100 RB / 0 RB Offset																																																
 <table border="1"> <thead> <tr> <th>Line</th> <th>Freq (MHz)</th> <th>Bandwidth (MHz)</th> <th>Level (dBm)</th> </tr> </thead> <tbody> <tr><td>2</td><td>2.4628</td><td>2.4905</td><td>-37.35</td></tr> <tr><td>3</td><td>2.4905</td><td>2.4960</td><td>-34.18</td></tr> <tr><td>4</td><td>2.4960</td><td>2.5128</td><td>-28.92</td></tr> <tr><td>5</td><td>2.5128</td><td>2.5168</td><td>-27.91</td></tr> <tr><td>6</td><td>2.5168</td><td>2.5178</td><td>-19.27</td></tr> <tr><td>7</td><td>2.5178</td><td>2.5524</td><td>7.69</td></tr> <tr><td>8</td><td>2.5524</td><td>2.5534</td><td>-26.72</td></tr> <tr><td>9</td><td>2.5534</td><td>2.5574</td><td>-16.40</td></tr> <tr><td>10</td><td>2.5574</td><td>2.5574</td><td>-16.40</td></tr> <tr><td>11</td><td>2.5574</td><td>2.5574</td><td>-16.40</td></tr> </tbody> </table>						Line	Freq (MHz)	Bandwidth (MHz)	Level (dBm)	2	2.4628	2.4905	-37.35	3	2.4905	2.4960	-34.18	4	2.4960	2.5128	-28.92	5	2.5128	2.5168	-27.91	6	2.5168	2.5178	-19.27	7	2.5178	2.5524	7.69	8	2.5524	2.5534	-26.72	9	2.5534	2.5574	-16.40	10	2.5574	2.5574	-16.40	11	2.5574	2.5574	-16.40				
Line	Freq (MHz)	Bandwidth (MHz)	Level (dBm)																																																		
2	2.4628	2.4905	-37.35																																																		
3	2.4905	2.4960	-34.18																																																		
4	2.4960	2.5128	-28.92																																																		
5	2.5128	2.5168	-27.91																																																		
6	2.5168	2.5178	-19.27																																																		
7	2.5178	2.5524	7.69																																																		
8	2.5524	2.5534	-26.72																																																		
9	2.5534	2.5574	-16.40																																																		
10	2.5574	2.5574	-16.40																																																		
11	2.5574	2.5574	-16.40																																																		