



# FCC RADIO TEST REPORT

**FCC ID** : PU5-TP00127BLF  
**Equipment** : Notebook Computer  
**Brand Name** : Lenovo  
**Model Name** : TP00127B  
**Applicant** : Wistron Corporation  
21F, No. 88, Sec. 1, Hsin Tai Wu Rd., Hsichih Dist,  
New Taipei City 221, Taiwan  
**Manufacturer** : Lenovo PC HK Limited.  
23/F, Lincoln House, Taikoo Place, 979 King's Road,  
Quarry Bay, Hong Kong, China  
**Standard** : FCC 47 CFR Part 2, 22(H), 24(E), 27

Equipment: Fibocom L860-GL-16 tested inside of Lenovo Notebook Computer

The product was received on Nov. 18, 2021 and testing was performed from Jan. 03, 2022 to Jan. 25, 2022. We, Sporton International Inc. Wensan Laboratory, would like to declare that the tested sample has been evaluated in accordance with the test procedures given in ANSI / TIA-603-E and has been in compliance with the applicable technical standards.

The test results in this partial report apply exclusively to the tested model / sample. Without written approval of Sporton International Inc. Wensan Laboratory, the test report shall not be reproduced except in full.

Louis Wu

Approved by: Louis Wu

**Sporton International Inc. Wensan Laboratory**



## Table of Contents

<b>History of this test report.....</b>	<b>3</b>
<b>Summary of Test Result.....</b>	<b>4</b>
<b>1 General Description .....</b>	<b>6</b>
1.1 Product Feature of Equipment Under Test.....	6
1.2 Product Specification of Equipment Under Test.....	7
1.3 Modification of EUT .....	8
1.4 Testing Location .....	9
1.5 Applicable Standards.....	9
<b>2 Test Configuration of Equipment Under Test .....</b>	<b>10</b>
2.1 Test Mode.....	10
2.2 Connection Diagram of Test System.....	13
2.3 Support Unit used in test configuration and system .....	13
2.4 Frequency List of Low/Middle/High Channels .....	14
<b>3 Conducted Test Items.....</b>	<b>22</b>
3.1 Measuring Instruments .....	22
3.2 Conducted Output Power and ERP/EIRP .....	23
<b>4 Radiated Test Items .....</b>	<b>24</b>
4.1 Measuring Instruments .....	24
4.2 Radiated Spurious Emission Measurement .....	26
<b>5 List of Measuring Equipment.....</b>	<b>27</b>
<b>6 Uncertainty of Evaluation.....</b>	<b>28</b>
<b>Appendix A. Test Results of Conducted Test</b>	
<b>Appendix B. Test Results of Radiated Test</b>	
<b>Appendix C. Test Setup Photographs</b>	





### Summary of Test Result

Report Clause	Ref Std. Clause	Test Items	Result (PASS/FAIL)	Remark
3.2	§2.1046	Conducted Output Power	Reporting only	-
	§22.913 (a)(5)	Effective Radiated Power (Band 5) (Band 26)	Pass	
	§27.50 (b)(10) §27.50 (c)(10)	Effective Radiated Power (Band 12) (Band 13) (Band 17) (Band 71)		
	§24.232 (c) §27.50 (h)(2)	Equivalent Isotropic Radiated Power (Band 2) (Band 25) (Band 7) (Band 38) (Band 41)		
	§27.50 (d)(4)	Equivalent Isotropic Radiated Power (Band 4) (Band 66)		
-	§24.232 (d) §27.50 (d)(5)	Peak-to-Average Ratio	-	See Note
-	§2.1049	Occupied Bandwidth	-	See Note
-	§2.1051 §22.917 (a) §24.238 (a) §27.53 (c)(2)(4) §27.53 (g) §27.53 (h)	Conducted Band Edge Measurement (Band 2) (Band 4) (Band 5) (Band 12) (Band 13) (Band 17) (Band 25) (Band 26) (Band 66) (Band 71)	-	See Note
	§2.1051 §27.53 (m)(4)	Conducted Band Edge Measurement (Band 7) (Band 38) (Band 41)		
-	§2.1051 §22.917 (a) §24.238 (a) §27.53 (c)(2) §27.53 (g) §27.53 (h)	Conducted Spurious Emission (Band 2) (Band 4) (Band 5) (Band 12) (Band 13) (Band 17) (Band 25) (Band 26) (Band 66) (Band 71)	-	See Note
	§2.1051 §27.53 (m)(4)	Conducted Spurious Emission (Band 7) (Band 38) (Band 41)		
-	§2.1055 §22.355 §24.235 §27.54	Frequency Stability Temperature & Voltage	-	See Note



Report Clause	Ref Std. Clause	Test Items	Result (PASS/FAIL)	Remark
4.2	§2.1053 §22.917 (a) §24.238 (a) §27.53 (c)(2) §27.53 (f) §27.53 (g) §27.53 (h)	Radiated Spurious Emission (Band 2) (Band 4) (Band 5) (Band 12) (Band 13) (Band 17) (Band 25) (Band 26) (Band 66) (Band 71)	Pass	Under limit 2.66 dB at 5364.000 MHz
	§2.1051 §27.53 (m)(4)	Radiated Spurious Emission (Band 7) (Band 38) (Band 41)		

**Note:**

1. The module (Model: L860-GL-16) makes no difference after verifying output power, this report reuses test data from the module report.
2. Conducted power was verified to be consistent with the original modular approval, so the output power level in the original modular grant is referenced in this report for determining ERP/EIRP of this host product

**Declaration of Conformity:**

1. The test results (PASS/FAIL) with all measurement uncertainty excluded are presented in accordance with the regulation limits or requirements declared by manufacturers. It's means measurement values may risk exceeding the limit of regulation standards, if measurement uncertainty is include in test results.
2. The measurement uncertainty please refer to this report "Uncertainty of Evaluation".

**Comments and Explanations:**

The product specifications of the EUT presented in the report are declared by the manufacturer who shall take full responsibility for the authenticity.

**Reviewed by: Sheng Kuo**

**Report Producer: Lucy Wu**



# 1 General Description

## 1.1 Product Feature of Equipment Under Test

Product Feature	
Equipment	Notebook Computer
Brand Name	Lenovo
Model Name	TP00127B
FCC ID	PU5-TP00127BLF
EUT supports Radios application	WCDMA/HSPA/LTE/GNSS
EUT Stage	Production Unit

**Remark:**

1. The above EUT's information was declared by manufacturer.
2. Equipment: Fibocom L860-GL-16 tested inside of Lenovo Notebook Computer.

Antenna Information				
Main Antenna	Manufacturer	AWAN	Peak gain(dBi)	LTE Band 2 : 1.66 LTE Band 4 : 1.92 LTE Band 5 : -1.87 LTE Band 7 : -0.49 LTE Band 12 : -1.06 LTE Band 13 : -2.79 LTE Band 17 : -1.42 LTE Band 25 : 1.54 LTE Band 26 : -1.87 LTE Band 38 : -0.49 LTE Band 41 : -0.74 LTE Band 66 : 2.19 LTE Band 71 : -1.07
	Part number	025.901S1.0071	Type	PIFA

**Remark:** The above EUT's information was declared by manufacturer. Please refer to Comments and Explanations in report summary.



### 1.2 Product Specification of Equipment Under Test

Product Specification is subject to this standard	
<b>Tx Frequency</b>	LTE Band 2: 1850.7 MHz ~ 1909.3 MHz LTE Band 4: 1710.7 MHz ~ 1754.3 MHz LTE Band 5: 824.7 MHz ~ 848.3 MHz LTE Band 7: 2502.5 MHz ~ 2567.5 MHz LTE Band 12: 699.7 MHz ~ 715.3 MHz LTE Band 13: 779.5 MHz ~ 784.5 MHz LTE Band 17: 706.5 MHz ~ 713.5 MHz LTE Band 25: 1850.7MHz ~ 1914.3 MHz LTE Band 26: 824.7MHz ~ 848.3 MHz LTE Band 38: 2572.5MHz ~ 2617.5MHz LTE Band 41: 2498.5 MHz ~ 2687.5 MHz LTE Band 66: 1710.7 MHz ~ 1779.3 MHz LTE Band 71: 665.5 MHz ~ 695.5 MHz
<b>Rx Frequency</b>	LTE Band 2: 1930.7 MHz ~ 1989.3 MHz LTE Band 4: 2110.7 MHz ~ 2154.3 MHz LTE Band 5: 869.7 MHz ~ 893.3 MHz LTE Band 7: 2622.5MHz ~ 2687.5 MHz LTE Band 12: 729.7 MHz ~ 745.3 MHz LTE Band 13: 748.5 MHz ~ 753.5 MHz LTE Band 17: 736.5 MHz ~ 743.5 MHz LTE Band 25: 1930.7MHz ~ 1994.3 MHz LTE Band 26: 869.7MHz ~ 893.3MHz LTE Band 38: 2572.5MHz ~ 2617.5MHz LTE Band 41: 2498.5 MHz ~ 2687.5 MHz LTE Band 66: 2110.7 MHz ~ 2199.3 MHz LTE Band 71: 619.5 MHz ~ 649.5 MHz
<b>Bandwidth</b>	LTE Band 2: 1.4MHz / 3MHz / 5MHz / 10MHz / 15MHz / 20MHz LTE Band 4: 1.4MHz / 3MHz / 5MHz / 10MHz / 15MHz / 20MHz LTE Band 5: 1.4MHz / 3MHz / 5MHz / 10MHz LTE Band 7: 5MHz / 10MHz / 15MHz / 20MHz LTE Band 12: 1.4MHz / 3MHz / 5MHz / 10MHz LTE Band 13: 5MHz / 10MHz LTE Band 17: 5MHz / 10MHz LTE Band 25: 1.4MHz / 3MHz / 5MHz / 10MHz / 15MHz / 20MHz LTE Band 26: 1.4MHz / 3MHz / 5MHz / 10MHz / 15MHz LTE Band 38: 5MHz / 10MHz / 15MHz / 20MHz LTE Band 41: 5MHz / 10MHz / 15MHz / 20MHz LTE Band 66: 1.4MHz / 3MHz / 5MHz / 10MHz / 15MHz / 20MHz LTE Band 71: 5MHz / 10MHz / 15MHz / 20MHz



Product Specification is subject to this standard	
<b>Maximum Output Power to Antenna</b>	LTE Band 2 : 23.31 dBm LTE Band 4 : 22.98 dBm LTE Band 5 : 22.92 dBm LTE Band 5B : 23.06 dBm LTE Band 7 : 23.26 dBm LTE Band 7C : 23.95 dBm LTE Band 12 : 22.86 dBm LTE Band 13 : 22.73 dBm LTE Band 17 : 22.85 dBm LTE Band 25 : 23.32 dBm LTE Band 26 : 22.93 dBm LTE Band 38 : 23.46 dBm LTE Band 38C : 23.57 dBm LTE Band 41 : 25.35 dBm for HPUE LTE Band 41C : 23.63 dBm LTE Band 66 : 22.99 dBm LTE Band 66B : 22.98 dBm LTE Band 66C : 22.65 dBm LTE Band 71 : 22.87 dBm
<b>Type of Modulation</b>	QPSK / 16QAM / 64QAM

### 1.3 Modification of EUT

No modifications are made to the EUT during all test items.





### 1.4 Testing Location

Test Site	Sporton International Inc. EMC & Wireless Communications Laboratory
Test Site Location	No.52, Huaya 1st Rd., Guishan Dist., Taoyuan City 333
Test Site No.	<b>Sporton Site No.</b>
	TH03-HY (TAF Code: 1190)
Test Engineer	HaoEn Zhang
Temperature (°C)	22.1~23.4
Relative Humidity (%)	51.8~55.6
Remark	The Conducted test item subcontracted to Sporton International Inc. EMC & Wireless Communications Laboratory.

Test Site	Sporton International Inc. Wensan Laboratory
Test Site Location	No.58, Aly. 75, Ln. 564, Wenhua 3rd, Rd., Guishan Dist., Taoyuan City 333010
Test Site No.	<b>Sporton Site No.</b>
	03CH20-HY
Test Engineer	Bill Chang and JC Liang
Temperature (°C)	20~23
Relative Humidity (%)	66~69

**Note:** The test site complies with ANSI C63.4 2014 requirement.

FCC Designation No.: TW1190 and TW3786

### 1.5 Applicable Standards

According to the specifications of the manufacturer, the EUT must comply with the requirements of the following standards:

- ◆ ANSI C63.26-2015
- ◆ ANSI / TIA-603-E
- ◆ FCC 47 CFR Part 2, 22(H), 24(E), 27
- ◆ FCC KDB 971168 D01 Power Meas. License Digital Systems v03r01
- ◆ FCC KDB 412172 D01 Determining ERP and EIRP v01r01
- ◆ FCC KDB 414788 D01 Radiated Test Site v01r01.

**Remark:**

1. All test items were verified and recorded according to the standards and without any deviation during the test.
2. The TAF code is not including all the FCC KDB listed without accreditation.



## 2 Test Configuration of Equipment Under Test

### 2.1 Test Mode

Antenna port conducted and radiated test items listed below are performed according to KDB 971168 D01 Power Meas. License Digital Systems v03r01 with maximum output power.

For radiated measurement, the measured emission level of the EUT was maximized by rotating the EUT on a turntable, adjusting the orientation of the EUT and EUT antenna in Tablet Type (three orthogonal axis (X: flat, Y: portrait, Z: landscape)) and Notebook Type, and adjusting the measurement antenna orientation, following C63.26 exploratory test procedures and find Z Plane for LTE Band 13 and 71; Notebook Type for LTE Band 5B, 7, 7C, 12, 25, 26, 41\_HPUE, 41C, 66, 66B and 66C plane as worst plane.

Test Items	Band	Bandwidth (MHz)						Modulation			RB #			Test Channel		
		1.4	3	5	10	15	20	QPSK	16QAM	64QAM	1	Half	Full	L	M	H
Max. Output Power	2	v	v	v	v	v	v	v	v	v	v		v	v	v	v
	4	v	v	v	v	v	v	v	v	v	v		v	v	v	v
	5	v	v	v	v	-	-	v	v	v	v		v	v	v	v
	7	-	-	v	v	v	v	v	v	v	v		v	v	v	v
	12	v	v	v	v	-	-	v	v	v	v		v	v	v	v
	13	-	-	v	v	-	-	v	v	v	v		v	v	v	v
	17	-	-	v	v	-	-	v	v	v	v		v	v	v	v
	25	v	v	v	v	v	v	v	v	v	v		v	v	v	v
	26	v	v	v	v	v	-	v	v	v	v		v	v	v	v
	38	-	-	v	v	v	v	v	v	v	v		v	v	v	v
	41	-	-	v	v	v	v	v	v	v	v		v	v	v	v
	66	v	v	v	v	v	v	v	v	v	v		v	v	v	v
71	-	-	v	v	v	v	v	v	v	v		v	v	v	v	



Test Items	Band	Bandwidth (MHz)						Modulation			RB #			Test Channel		
		1.4	3	5	10	15	20	QPSK	16QAM	64QAM	1	Half	Full	L	M	H
E.R.P / E.I.R.P	2	v	v	v	v	v	v	v	v	v	Max. Power					
	4	v	v	v	v	v	v	v	v	v						
	5	v	v	v	v	-	-	v	v	v						
	7	-	-	v	v	v	v	v	v	v						
	12	v	v	v	v	-	-	v	v	v						
	13	-	-	v	v	-	-	v	v	v						
	17	-	-	v	v	-	-	v	v	v						
	25	v	v	v	v	v	v	v	v	v						
	26	v	v	v	v	v	-	v	v	v						
	38	-	-	v	v	v	v	v	v	v						
	41	-	-	v	v	v	v	v	v	v						
	66	v	v	v	v	v	v	v	v	v						
71	-	-	v	v	v	v	v	v	v							
Radiated Spurious Emission	2	Covered by Band 25														
	4	Covered by Band 66														
	5	Covered by Band 26														
	7	-	-				v	v			v			v	v	v
	12				v	-	-	v			v			v	v	v
	13	-	-	v	v	-	-	v			v			v	v	v
	17	Covered by Band 12														
	25				v			v			v			v	v	v
	26				v		-	v			v			v	v	v
	38	Covered by Band 41														
	41	-	-		v			v			v			v	v	v
	66				v			v			v			v	v	v
71	-	-		v			v			v			v	v	v	
Remark	<ol style="list-style-type: none"> <li>The mark "v " means that this configuration is chosen for testing</li> <li>The mark "- " means that this bandwidth is not supported.</li> <li>The device is investigated from 30MHz to 10 times of fundamental signal for radiated spurious emission test under different RB size/offset and modulations in exploratory test. Subsequently, only the worst case emissions are reported.</li> <li>Wider operating range bandwidth covers narrower one when the power is higher or the same.</li> </ol>															

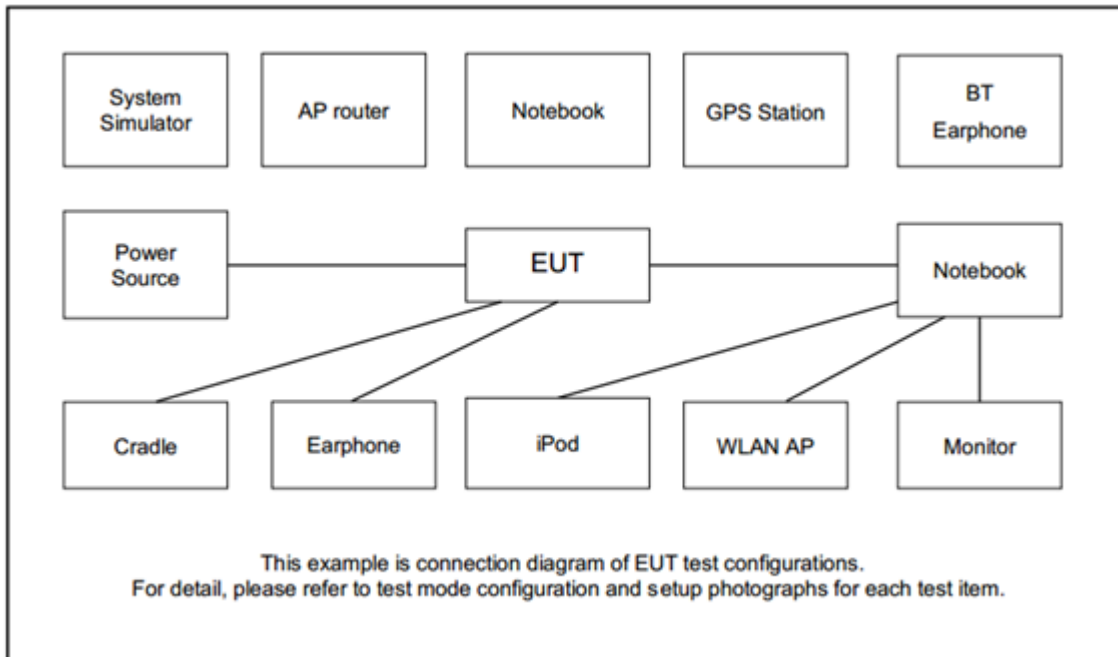


Test Items	Band	Bandwidth (MHz)					Modulation			RB #			Test Channel		
		3+5	5+3	5+10	10+5	10+10	QPSK	16QAM	64QAM	1	Half	Full	L	M	H
Max. Output Power	5B_CA	-	-			v	v	v	v	v		v	v	v	v
E.R.P.	5B_CA	-	-			v	v	v	v	Max. Power					
Radiated Spurious Emission	5B_CA					v	v			v			v	v	v
Remark	1. The mark "v" means that this configuration is chosen for testing 2. The mark "-" means that this bandwidth is not supported. 3. The device is investigated from 30MHz to 10 times of fundamental signal for radiated spurious emission test under different RB size/offset and modulations in exploratory test. Subsequently, only the worst case emissions are reported. 4. All the radiated test cases were performed with Sample 1														

Test Items	Band	Bandwidth (MHz)										Modulation			RB #			Test Channel		
		20+20	20+15	15+20	20+10	10+20	20+5	5+20	15+15	15+10	10+15	QPSK	16QAM	64QAM	1	Half	Full	L	M	H
Max. Output Power	7_CA	v	v	v	v	v	-	-	v	v	-	v	v	v	v		v	v	v	v
	38_CA	v	-	-	-	-	-	-		-	-	v	v	v	v			v	v	v
	41_CA	v	v	v	v	v	v	v	v	v	v	v	v	v	v		v	v	v	v
	66C_CA	v										v	v	v	v		v	v	v	v
E.I.R.P.	7_CA	v	v	v	v	v	-	-	v	v	-	v	v	v	Max. Power					
	38_CA	v	-	-	-	-	-	-		-	-	v	v	v						
	41_CA	v	v	v	v	v	v	v	v	v	v	v	v	v						
	66C_CA	v										v	v	v						
Radiated Spurious Emission	7_CA	v					-	-			-	v			v			v	v	v
	38_CA	Covered by Band 41C_CA																		
	41_CA	v										v			v			v	v	v
	66C_CA	v										v			v			v	v	v
Remark	1. The mark "v" means that this configuration is chosen for testing 2. The mark "-" means that this bandwidth is not supported. 3. The device is investigated from 30MHz to 10 times of fundamental signal for radiated spurious emission test under different RB size/offset and modulations in exploratory test. Subsequently, only the worst case emissions are reported. 4. Wider operating range bandwidth covers narrower one when the power is higher or the same.																			

Test Items	Band	Bandwidth (MHz)						Modulation			RB #			Test Channel		
		10+10	15+5	5+15	10+5	5+10	5+5	QPSK	16QAM	64QAM	1	Half	Full	L	M	H
Max. Output Power	66B_CA		v					v	v	v	v		v	v	v	v
E.I.R.P.	66B_CA		v					v	v	v	Max. Power					
Radiated Spurious Emission	66B_CA		v					v			v			v	v	v
Remark	1. The mark "v" means that this configuration is chosen for testing 2. The mark "-" means that this bandwidth is not supported. 3. The device is investigated from 30MHz to 10 times of fundamental signal for radiated spurious emission test under different RB size/offset and modulations in exploratory test. Subsequently, only the worst case emissions are reported.															

## 2.2 Connection Diagram of Test System



## 2.3 Support Unit used in test configuration and system

Item	Equipment	Brand Name	Model No.	FCC ID	Data Cable	Power Cord
1.	System Simulator	Anritsu	MT8820C	N/A	N/A	Unshielded, 1.8 m
2.	System Simulator	Anritsu	MT8821C	N/A	N/A	Unshielded, 1.8 m
3.	iPod Earphone	Apple	N/A	Verification	Unshielded, 1.0 m	N/A



## 2.4 Frequency List of Low/Middle/High Channels

LTE Band 2 Channel and Frequency List				
BW [MHz]	Channel/Frequency(MHz)	Lowest	Middle	Highest
20	Channel	18700	18900	19100
	Frequency	1860	1880	1900
15	Channel	18675	18900	19125
	Frequency	1857.5	1880	1902.5
10	Channel	18650	18900	19150
	Frequency	1855	1880	1905
5	Channel	18625	18900	19175
	Frequency	1852.5	1880	1907.5
3	Channel	18615	18900	19185
	Frequency	1851.5	1880	1908.5
1.4	Channel	18607	18900	19193
	Frequency	1850.7	1880	1909.3

LTE Band 4 Channel and Frequency List				
BW [MHz]	Channel/Frequency(MHz)	Lowest	Middle	Highest
20	Channel	20050	20175	20300
	Frequency	1720	1732.5	1745
15	Channel	20025	20175	20325
	Frequency	1717.5	1732.5	1747.5
10	Channel	20000	20175	20350
	Frequency	1715	1732.5	1750
5	Channel	19975	20175	20375
	Frequency	1712.5	1732.5	1752.5
3	Channel	19965	20175	20385
	Frequency	1711.5	1732.5	1753.5
1.4	Channel	19957	20175	20393
	Frequency	1710.7	1732.5	1754.3



LTE Band 5 Channel and Frequency List				
BW [MHz]	Channel/Frequency(MHz)	Lowest	Middle	Highest
10	Channel	20450	20525	20600
	Frequency	829	836.5	844
5	Channel	20425	20525	20625
	Frequency	826.5	836.5	846.5
3	Channel	20415	20525	20635
	Frequency	825.5	836.5	847.5
1.4	Channel	20407	20525	20643
	Frequency	824.7	836.5	848.3

LTE Band 7 Channel and Frequency List				
BW [MHz]	Channel/Frequency(MHz)	Lowest	Middle	Highest
20	Channel	20850	21100	21350
	Frequency	2510	2535	2560
15	Channel	20825	21100	21375
	Frequency	2507.5	2535	2562.5
10	Channel	20800	21100	21400
	Frequency	2505	2535	2565
5	Channel	20775	21100	21425
	Frequency	2502.5	2535	2567.5

LTE Band 12 Channel and Frequency List				
BW [MHz]	Channel/Frequency(MHz)	Lowest	Middle	Highest
10	Channel	23060	23095	23130
	Frequency	704	707.5	711
5	Channel	23035	23095	23155
	Frequency	701.5	707.5	713.5
3	Channel	23025	23095	23165
	Frequency	700.5	707.5	714.5
1.4	Channel	23017	23095	23173
	Frequency	699.7	707.5	715.3



LTE Band 13 Channel and Frequency List				
BW [MHz]	Channel/Frequency(MHz)	Lowest	Middle	Highest
10	Channel	-	23230	-
	Frequency	-	782	-
5	Channel	23205	23230	23255
	Frequency	779.5	782	784.5

LTE Band 17 Channel and Frequency List				
BW [MHz]	Channel/Frequency(MHz)	Lowest	Middle	Highest
10	Channel	23780	23790	23800
	Frequency	709	710	711
5	Channel	23755	23790	23825
	Frequency	706.5	710	713.5

LTE Band 25 Channel and Frequency List				
BW [MHz]	Channel/Frequency(MHz)	Lowest	Middle	Highest
20	Channel	26140	26340	26590
	Frequency	1860	1880	1905
15	Channel	26115	26340	26615
	Frequency	1857.5	1880	1907.5
10	Channel	26090	26340	26640
	Frequency	1855	1880	1910
5	Channel	26065	26340	26665
	Frequency	1852.5	1880	1912.5
3	Channel	26055	26340	26675
	Frequency	1851.5	1880	1913.5
1.4	Channel	26047	26340	26683
	Frequency	1850.7	1880	1914.3





<b>LTE Band 26 Channel and Frequency List</b>				
<b>BW [MHz]</b>	<b>Channel/Frequency(MHz)</b>	<b>Lowest</b>	<b>Middle</b>	<b>Highest</b>
15	Channel	26865	26915	26965
	Frequency	831.5	836.5	841.5
10	Channel	26840	26915	26990
	Frequency	829.0	836.5	844.0
5	Channel	26815	26915	27015
	Frequency	826.5	836.5	846.5
3	Channel	26805	26915	27025
	Frequency	825.5	836.5	847.5
1.4	Channel	26797	26915	27033
	Frequency	824.7	836.5	848.3

<b>LTE Band 38 Channel and Frequency List</b>				
<b>BW [MHz]</b>	<b>Channel/Frequency(MHz)</b>	<b>Lowest</b>	<b>Middle</b>	<b>Highest</b>
20	Channel	37850	38000	38150
	Frequency	2580.0	2595.0	2610.0
15	Channel	37825	38000	38175
	Frequency	2577.5	2595.0	2612.5
10	Channel	37800	38000	38200
	Frequency	2575.0	2595.0	2615.0
5	Channel	37775	38000	38225
	Frequency	2572.5	2595.0	2617.5

<b>LTE Band 41 Channel and Frequency List</b>				
<b>BW [MHz]</b>	<b>Channel/Frequency(MHz)</b>	<b>Lowest</b>	<b>Middle</b>	<b>Highest</b>
20	Channel	39750	40620	41490
	Frequency	2506.0	2593.0	2680.0
15	Channel	39725	40620	41515
	Frequency	2503.5	2593.0	2682.5
10	Channel	39700	40620	41540
	Frequency	2501.0	2593.0	2685.0
5	Channel	39675	40620	41565
	Frequency	2498.5	2593.0	2687.5



LTE Band 66 Channel and Frequency List				
BW [MHz]	Channel/Frequency(MHz)	Lowest	Middle	Highest
20	Channel	132072	132322	132572
	Frequency	1720	1745	1770
15	Channel	132047	132322	132597
	Frequency	1717.5	1745	1772.5
10	Channel	132022	132322	132622
	Frequency	1715	1745	1775
5	Channel	131997	132322	132647
	Frequency	1712.5	1745	1777.5
3	Channel	131987	132322	132657
	Frequency	1711.5	1745	1778.5
1.4	Channel	131979	132322	132665
	Frequency	1710.7	1745	1779.3

LTE Band 71 Channel and Frequency List				
BW [MHz]	Channel/Frequency(MHz)	Lowest	Middle	Highest
20	Channel	133222	133297	133372
	Frequency	673.0	680.5	688.0
15	Channel	133197	133297	133397
	Frequency	670.5	680.5	690.5
10	Channel	133172	133297	133422
	Frequency	668.0	680.5	693.0
5	Channel	133147	133297	133447
	Frequency	665.5	680.5	695.5

LTE Band 5B Channel and Frequency List_CA					
BW [MHz]	Channel/Frequency(MHz)	Lowest	Middle	Highest	
10 + 10	PCC	Channel	20450	20476	20501
		Frequency	829.0	831.6	834.1
	SCC	Channel	20549	20575	20600
		Frequency	838.9	841.5	844.0



LTE Band 7C Channel and Frequency List_CA					
BW [MHz]	Channel/Frequency(MHz)		Lowest	Middle	Highest
20 + 20	PCC	Channel	20850	21001	21152
		Frequency	2510.0	2525.1	2540.2
	SCC	Channel	21048	21199	21350
		Frequency	2529.8	2544.9	2560.0
20 + 15	PCC	Channel	20850	21026	21201
		Frequency	2510.0	2527.6	2545.1
	SCC	Channel	21021	21197	21372
		Frequency	2527.1	2544.7	2562.2
15 + 20	PCC	Channel	20828	21003	21179
		Frequency	2507.8	2525.3	2542.9
	SCC	Channel	20999	21174	21350
		Frequency	2524.9	2542.4	2560.0
20 + 10	PCC	Channel	20850	21051	21251
		Frequency	2510.0	2530.1	2550.1
	SCC	Channel	20994	21195	21395
		Frequency	2524.4	2544.5	2564.5
10 + 20	PCC	Channel	20805	21006	21206
		Frequency	2505.5	2525.6	2545.6
	SCC	Channel	20949	21150	21350
		Frequency	2519.9	2540.0	2560.0
15 + 15	PCC	Channel	20825	21025	21225
		Frequency	2507.5	2527.5	2547.5
	SCC	Channel	20975	21175	21375
		Frequency	2522.5	2542.5	2562.5
15 + 10	PCC	Channel	20825	21051	21277
		Frequency	2507.5	2530.1	2552.7
	SCC	Channel	20945	21171	21397
		Frequency	2519.5	2542.1	2564.7



LTE Band 38C Channel and Frequency List					
BW [MHz]	Channel/Frequency(MHz)		Lowest	Middle	Highest
20 + 20	PCC	Channel	37850	37901	37952
		Frequency	2580.0	2585.1	2590.2
	SCC	Channel	38048	38099	38150
		Frequency	2599.8	2604.9	2610.0

LTE Band 41C Channel and Frequency List					
BW [MHz]	Channel/Frequency(MHz)		Lowest	Middle	Highest
20 + 20	PCC	Channel	39750	40521	41292
		Frequency	2506.0	2583.1	2660.2
	SCC	Channel	39948	40719	41490
		Frequency	2525.8	2602.9	2680.0
20 + 15	PCC	Channel	39750	40546	41341
		Frequency	2506.0	2585.6	2665.1
	SCC	Channel	39921	40717	41512
		Frequency	2523.1	2602.7	2682.2
15 + 20	PCC	Channel	39728	40523	41319
		Frequency	2503.8	2593.3	2662.9
	SCC	Channel	39899	40694	41490
		Frequency	2520.9	2600.4	2680.0
20 + 10	PCC	Channel	39750	40571	41391
		Frequency	2506.0	2588.1	2670.1
	SCC	Channel	39894	40715	41535
		Frequency	2520.4	2602.5	2684.5
10 + 20	PCC	Channel	39705	40526	41346
		Frequency	2501.5	2583.6	2665.6
	SCC	Channel	39849	40670	41490
		Frequency	2515.9	2598.0	2680.0



LTE Band 41 Channel and Frequency List					
20 + 5	PCC	Channel	39750	40595	41440
		Frequency	2506.0	2590.5	2675.0
	SCC	Channel	39867	40712	41557
		Frequency	2517.7	2602.2	2686.7
5 + 20	PCC	Channel	39683	40528	41373
		Frequency	2499.3	2583.8	2668.3
	SCC	Channel	39800	40645	41490
		Frequency	2511.0	2595.5	2680.0
15 + 15	PCC	Channel	39725	40545	41365
		Frequency	2503.5	2585.5	2667.5
	SCC	Channel	39875	40695	41515
		Frequency	2518.5	2600.5	2682.5
10 + 15	PCC	Channel	39703	40549	41395
		Frequency	2501.3	2585.9	2670.5
	SCC	Channel	39823	40669	41515
		Frequency	2513.3	2597.9	2682.5
15 + 10	PCC	Channel	39725	40571	41417
		Frequency	2503.5	2588.1	2672.7
	SCC	Channel	39845	40691	41537
		Frequency	2515.5	2600.1	2684.7

LTE Band 66B Channel and Frequency List_CA					
BW [MHz]	Channel/Frequency(MHz)		Lowest	Middle	Highest
15 + 5	PCC	Channel	132047	132398	132549
		Frequency	1717.5	1752.6	1767.7
	SCC	Channel	132140	133391	132642
		Frequency	1726.8	1761.9	1777.0

LTE Band 66C Channel and Frequency List_CA					
BW [MHz]	Channel/Frequency(MHz)		Lowest	Middle	Highest
20 + 20	PCC	Channel	132072	132323	132374
		Frequency	1720.0	1745.1	1750.2
	SCC	Channel	132270	133421	132572
		Frequency	1739.8	1764.9	1770.0

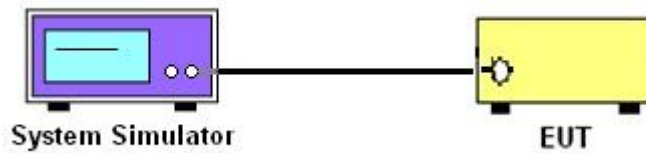
### 3 Conducted Test Items

#### 3.1 Measuring Instruments

See list of measuring instruments of this test report.

##### 3.1.1 Test Setup

##### 3.1.2 Conducted Output Power



##### 3.1.3 Test Result of Conducted Test

Please refer to Appendix A.



## **3.2 Conducted Output Power and ERP/EIRP**

### **3.2.1 Description of the Conducted Output Power Measurement and ERP/EIRP Measurement**

A system simulator was used to establish communication with the EUT. Its parameters were set to force the EUT transmitting at maximum output power. The measured power in the radio frequency on the transmitter output terminals shall be reported.

The ERP of mobile transmitters must not exceed 7 Watts for LTE Band 5 and Band 26

The ERP of mobile transmitters must not exceed 3 Watts for LTE Band 12 and Band 13 and Band 17 and Band 71

The EIRP of mobile transmitters must not exceed 2 Watts for LTE Band 2 and Band 25 and Band 7 and Band 38 and Band 41

The EIRP of mobile transmitters must not exceed 1 Watts for LTE Band 4 and Band 66

According to KDB 412172 D01 Power Approach,

$EIRP = P_T + G_T - L_C$ ,  $ERP = EIRP - 2.15$ , where

$P_T$  = transmitter output power in dBm

$G_T$  = gain of the transmitting antenna in dBi

$L_C$  = signal attenuation in the connecting cable between the transmitter and antenna in dB

### **3.2.2 Test Procedures**

1. The transmitter output port was connected to the system simulator.
2. Set EUT at maximum power through the system simulator.
3. Select lowest, middle, and highest channels for each band and different modulation.
4. Measure and record the power level from the system simulator.

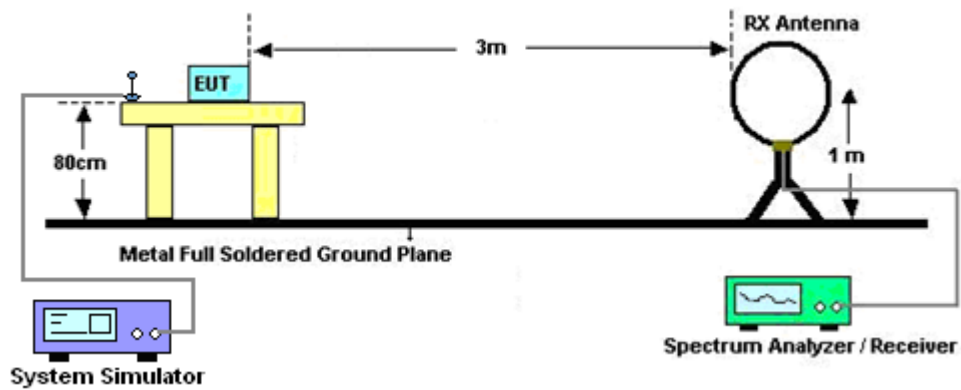
## 4 Radiated Test Items

### 4.1 Measuring Instruments

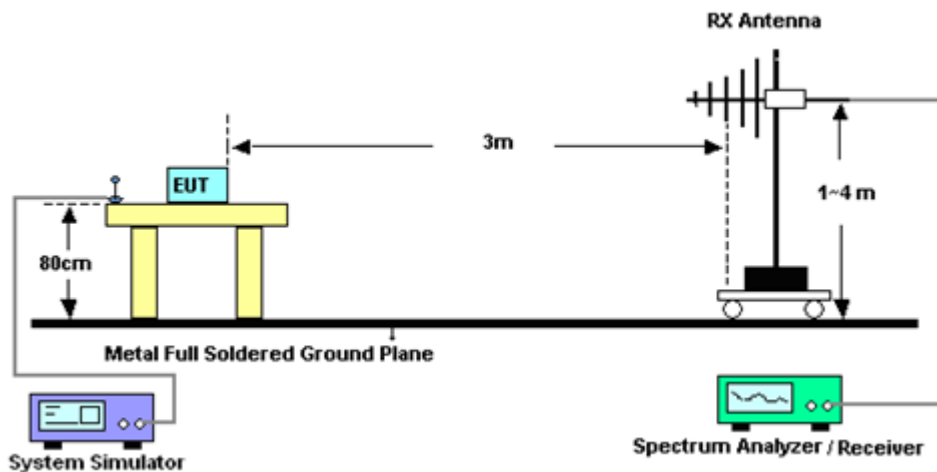
See list of measuring instruments of this test report.

#### 4.1.1 Test Setup

For radiated test below 30MHz

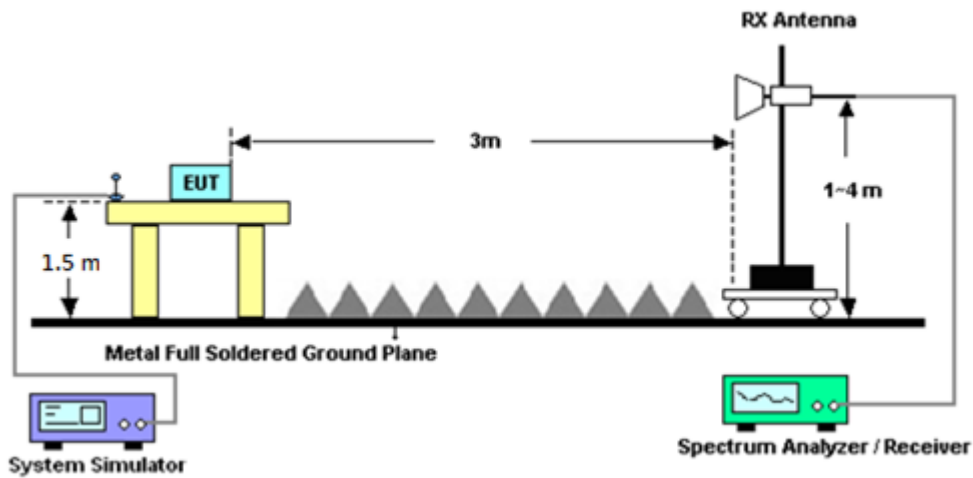


For radiated test from 30MHz to 1GHz

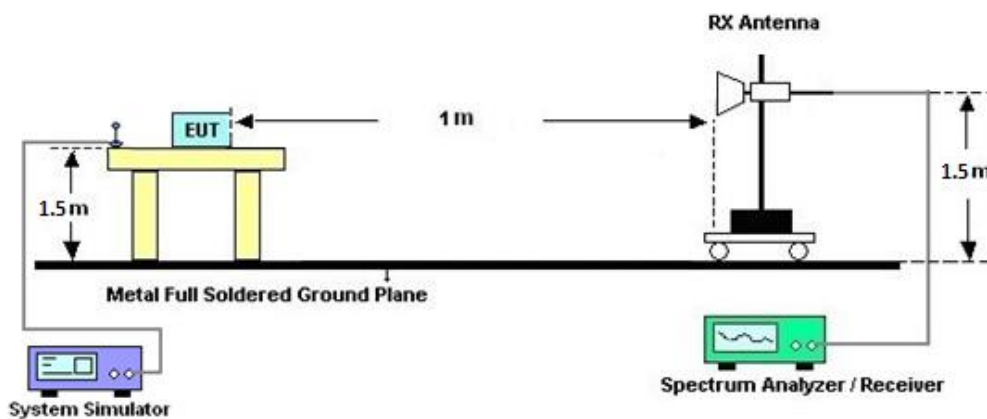




For radiated test from 1GHz to 18GHz



For radiated test above 18GHz



#### 4.1.2 Test Result of Radiated Test

Please refer to Appendix B.

**Note:**

The low frequency, which started from 9 kHz to 30MHz, was pre-scanned and the result which was 20dB lower than the limit line was not reported.

There is adequate comparison measurement of both open-field test site and alternative test site - semi-Anechoic chamber according to 414788 D01 Radiated Test Site v01r01, and the result came out very similar.



## 4.2 Radiated Spurious Emission Measurement

### 4.2.1 Description of Radiated Spurious Emission Measurement

The radiated spurious emission was measured by substitution method according to ANSI / TIA-603-E. The power of any emission outside of the authorized operating frequency ranges must be attenuated below the transmitter power (P) by a factor of at least  $43 + 10 \log (P)$  dB.

For LTE Band 7, 38, 41

The power of any emission outside of the authorized operating frequency ranges must be attenuated below the transmitter power (P) by a factor of at least  $55 + 10 \log (P)$  dB.

For LTE Band 13

For operations in the 746-758 MHz, 775-788 MHz, and 805-806 MHz bands, emissions in the band 1559-1610 MHz shall be limited to  $-70$  dBW/MHz equivalent isotropically radiated power (EIRP) for wideband signals, and  $-80$  dBW EIRP for discrete emissions of less than 700 Hz bandwidth.

The spectrum is scanned from 30 MHz up to a frequency including its 10th harmonic.

### 4.2.2 Test Procedures

The testing follows FCC KDB 971168 D01 v03r01 Section 7 and ANSI / TIA-603-E Section 2.2.12.

1. The EUT was placed on a turntable with 0.8 meter for frequency below 1GHz and 1.5 meter for frequency above 1GHz respectively above ground.
2. The EUT was set 3 meters from the receiving antenna, which was mounted on the antenna tower.
3. The table was rotated 360 degrees to determine the position of the highest spurious emission.
4. The height of the receiving antenna is varied between one meter and four meters to search the maximum spurious emission for both horizontal and vertical polarizations.
5. Make the measurement with the spectrum analyzer's RBW = 1MHz, VBW = 3MHz, taking the record of maximum spurious emission.
6. A horn antenna was substituted in place of the EUT and was driven by a signal generator.
7. Tune the output power of signal generator to the same emission level with EUT maximum spurious emission.
8. Taking the record of output power at antenna port.
9. Repeat step 7 to step 8 for another polarization.
10. The RF fundamental frequency should be excluded against the limit line in the operating frequency band.

The limit line is derived from  $43 + 10\log(P)$ dB below the transmitter power P(Watts)

For LTE Band 7, 38, 41

The limit line is derived from  $55 + 10\log(P)$ dB below the transmitter power P(Watts)

EIRP (dBm) = S.G. Power – Tx Cable Loss + Tx Antenna Gain

ERP (dBm) = EIRP - 2.15



## 5 List of Measuring Equipment

Instrument	Brand Name	Model No.	Serial No.	Characteristics	Calibration Date	Test Date	Due Date	Remark
EMI Test Receiver	Keysight	N9010B	MY60241055	10Hz~44GHz	Jul. 12, 2021	Jan. 08, 2022~ Jan. 25, 2022	Jul. 11, 2022	Radiation (03CH20-HY)
Preamplifier	COM-POWER	PAM-103	18020201	1MHz-1000MHz	Jan. 03, 2022	Jan. 08, 2022~ Jan. 25, 2022	Jan. 02, 2023	Radiation (03CH20-HY)
Amplifier	EMCI	EMC118A45S E	980792	N/A	Nov. 15, 2021	Jan. 08, 2022~ Jan. 25, 2022	Nov. 14, 2022	Radiation (03CH20-HY)
Preamplifier	EMEC	EM18G40G	060715	18GHz~40GHz	Dec. 24, 2021	Jan. 08, 2022~ Jan. 25, 2022	Dec. 23, 2022	Radiation (03CH20-HY)
Loop Antenna	Rohde & Schwarz	HFH2-Z2	100315	9 kHz~30 MHz	Jan. 07, 2022	Jan. 08, 2022~ Jan. 25, 2022	Jan. 06, 2023	Radiation (03CH20-HY)
Bilog Antenna	TESEQ	CBL 6111D&00802 N1D01N-06	55606 & 08	30MHz~1GHz	Oct. 17, 2021	Jan. 08, 2022~ Jan. 25, 2022	Oct. 16, 2022	Radiation (03CH20-HY)
Bilog Antenna	TESEQ	CBL 6111D&00802 N1D01N-06	37059 & 01	30MHz~1GHz	Oct. 09, 2021	Jan. 08, 2022~ Jan. 25, 2022	Oct. 08, 2022	Radiation (03CH20-HY)
Horn Antenna	SCHWARZBE CK	BBHA 9120 D	9120D-02294	1GHz~18GHz	Jun. 23, 2021	Jan. 08, 2022~ Jan. 25, 2022	Jun. 22, 2022	Radiation (03CH20-HY)
Horn Antenna	SCHWARZBE CK	BBHA 9120 D	02360	1GHz~18GHz	Nov. 02, 2021	Jan. 08, 2022~ Jan. 25, 2022	Nov. 01, 2022	Radiation (03CH20-HY)
SHF-EHF Horn Antenna	SCHWARZBE CK	BBHA9170	00991	18GHz-40GHz	May 12, 2021	Jan. 08, 2022~ Jan. 25, 2022	May 11, 2022	Radiation (03CH20-HY)
SHF-EHF Horn Antenna	SCHWARZBE CK	BBHA9170	00993	18GHz-40GHz	Nov. 30, 2021	Jan. 08, 2022~ Jan. 25, 2022	Nov. 29, 2022	Radiation (03CH20-HY)
Hygrometer	TECPEL	DTM-303B	TP200728	N/A	Mar. 09, 2021	Jan. 08, 2022~ Jan. 25, 2022	Mar. 08, 2022	Radiation (03CH20-HY)
RF Cable	HUBER + SUHNER	SUCOFLEX 102	519229/2,80 4015/2,8040 27/2	N/A	Jan. 20, 2021	Jan. 08, 2022~ Jan. 18, 2022	Jan. 19, 2022	Radiation (03CH20-HY)
RF Cable	HUBER + SUHNER	SUCOFLEX 102	519229/2,80 4015/2,8040 27/2	N/A	Jan. 19, 2022	Jan. 19, 2022~ Jan. 25, 2022	Jan. 18, 2023	Radiation (03CH20-HY)
Software	Audix	E3 6.2009-8-24	RK-002156	N/A	N/A	Jan. 08, 2022~ Jan. 25, 2022	N/A	Radiation (03CH20-HY)
Antenna Mast	EMEC	AM-BS-4500-B	N/A	1m~4m	N/A	Jan. 08, 2022~ Jan. 25, 2022	N/A	Radiation (03CH20-HY)
Turn Table	EMEC	TT2000	N/A	0~360 Degree	N/A	Jan. 08, 2022~ Jan. 25, 2022	N/A	Radiation (03CH20-HY)
Controller	EMEC	EM1000	N/A	Control Turn table & Ant Mast	N/A	Jan. 08, 2022~ Jan. 25, 2022	N/A	Radiation (03CH20-HY)
Signal Generator	Rohde & Schwarz	SMF100A	101107	100kHz~40GHz	Dec. 08, 2021	Jan. 08, 2022~ Jan. 25, 2022	Dec. 07, 2022	Radiation (03CH20-HY)
Radio Communication Analyzer	Anritsu	MT8821C	6201664755	2/3/4G/LTE FDD/TDD with44)/LTE-3C C DLCA/2CC ULCA, CatM1/NB1/NB2	Jul. 21, 2021	Jan. 03, 2022~ Jan. 07, 2022	Jul. 20, 2022	Conducted (TH03-HY)
Coupler	Warison	20dB 25W SMA Directional Coupler	#B	1-18GHz	Jan. 09, 2021	Jan. 03, 2022~ Jan. 07, 2022	Jan. 08, 2022	Conducted (TH03-HY)



## 6 Uncertainty of Evaluation

### Uncertainty of Radiated Emission Measurement (30 MHz ~ 1000 MHz)

Measuring Uncertainty for a Level of Confidence of 95% ( $U = 2Uc(y)$ )	3.33 dB
---	---------

### Uncertainty of Radiated Emission Measurement (1 GHz ~ 18 GHz)

Measuring Uncertainty for a Level of Confidence of 95% ( $U = 2Uc(y)$ )	3.63 dB
---	---------

### Uncertainty of Radiated Emission Measurement (18 GHz ~ 40 GHz)

Measuring Uncertainty for a Level of Confidence of 95% ( $U = 2Uc(y)$ )	4.43 dB
---	---------



### Appendix A. Test Results of Conducted Test

#### Conducted Output Power(Average power & ERP/EIRP)

LTE Band 2 Maximum Average Power [dBm] (GT - LC = 1.66 dB)								
BW [MHz]	RB Size	RB Offset	Mod	Lowest	Middle	Highest	EIRP (dBm)	EIRP (W)
20	1	0	QPSK	23.23	22.65	23.31	24.97	0.3141
20	1	99		22.65	21.86	23.26		
20	100	0		21.85	21.22	21.65		
20	1	0	16-QAM	22.66	23.32	22.52	24.98	0.3148
20	1	0	64-QAM	21.33	20.89	21.66	23.32	0.2148
Limit	EIRP < 2W			Result			Pass	

LTE Band 2 Maximum Average Power [dBm] (GT - LC = 1.66 dB)								
BW [MHz]	RB Size	RB Offset	Mod	Lowest	Middle	Highest	EIRP (dBm)	EIRP (W)
15	1	0	QPSK	23.05	22.75	23.15	24.81	0.3027
15	1	0	16-QAM	22.65	21.65	22.44	24.31	0.2698
15	1	0	64-QAM	21.36	21.23	21.52	23.18	0.2080
Limit	EIRP < 2W			Result			Pass	

LTE Band 2 Maximum Average Power [dBm] (GT - LC = 1.66 dB)								
BW [MHz]	RB Size	RB Offset	Mod	Lowest	Middle	Highest	EIRP (dBm)	EIRP (W)
10	1	0	QPSK	22.79	22.86	22.58	24.52	0.2831
10	1	0	16-QAM	22.06	22.18	21.89	23.84	0.2421
10	1	0	64-QAM	21.32	20.86	20.73	22.98	0.1986
Limit	EIRP < 2W			Result			Pass	



LTE Band 2 Maximum Average Power [dBm] (GT - LC = 1.66 dB)								
BW [MHz]	RB Size	RB Offset	Mod	Lowest	Middle	Highest	EIRP (dBm)	EIRP (W)
5	1	0	QPSK	23.11	23.02	22.95	24.77	0.2999
5	1	0	16-QAM	22.12	22.23	22.25	23.91	0.2460
5	1	0	64-QAM	21.52	21.25	21.36	23.18	0.2080
Limit	EIRP < 2W			Result			Pass	

LTE Band 2 Maximum Average Power [dBm] (GT - LC = 1.66 dB)								
BW [MHz]	RB Size	RB Offset	Mod	Lowest	Middle	Highest	EIRP (dBm)	EIRP (W)
3	1	0	QPSK	22.96	23.06	23.09	24.75	0.2985
3	1	0	16-QAM	22.03	22.32	22.16	23.98	0.2500
3	1	0	64-QAM	21.25	21.56	21.36	23.22	0.2099
Limit	EIRP < 2W			Result			Pass	

LTE Band 2 Maximum Average Power [dBm] (GT - LC = 1.66 dB)								
BW [MHz]	RB Size	RB Offset	Mod	Lowest	Middle	Highest	EIRP (dBm)	EIRP (W)
1.4	1	0	QPSK	23.05	23.16	23.25	24.91	0.3097
1.4	1	0	16-QAM	22.32	22.36	22.44	24.10	0.2570
1.4	1	0	64-QAM	22.13	21.23	21.25	23.79	0.2393
Limit	EIRP < 2W			Result			Pass	



LTE Band 25 Maximum Average Power [dBm] (GT - LC = 1.54 dB)								
BW [MHz]	RB Size	RB Offset	Mod	Lowest	Middle	Highest	EIRP (dBm)	EIRP (W)
20	1	0	QPSK	22.77	22.85	23.32	24.86	0.3062
20	1	99		22.82	23.06	22.63		
20	100	0		21.87	22.05	22.13		
20	1	0	16-QAM	22.01	21.87	22.63	24.17	0.2612
20	1	0	64-QAM	21.32	21.23	21.37	22.91	0.1954
Limit	EIRP < 2W			Result			Pass	

LTE Band 25 Maximum Average Power [dBm] (GT - LC = 1.54 dB)								
BW [MHz]	RB Size	RB Offset	Mod	Lowest	Middle	Highest	EIRP (dBm)	EIRP (W)
15	1	0	QPSK	22.63	22.73	22.85	24.39	0.2748
15	1	0	16-QAM	21.68	22.25	21.87	23.79	0.2393
15	1	0	64-QAM	20.96	21.21	21.12	22.75	0.1884
Limit	EIRP < 2W			Result			Pass	

LTE Band 25 Maximum Average Power [dBm] (GT - LC = 1.54 dB)								
BW [MHz]	RB Size	RB Offset	Mod	Lowest	Middle	Highest	EIRP (dBm)	EIRP (W)
10	1	0	QPSK	22.72	22.68	22.72	24.26	0.2667
10	1	0	16-QAM	21.86	21.82	21.63	23.40	0.2188
10	1	0	64-QAM	20.85	21.03	20.85	22.57	0.1807
Limit	EIRP < 2W			Result			Pass	



LTE Band 25 Maximum Average Power [dBm] (GT - LC = 1.54 dB)								
BW [MHz]	RB Size	RB Offset	Mod	Lowest	Middle	Highest	EIRP (dBm)	EIRP (W)
5	1	0	QPSK	22.63	22.65	23.13	24.67	0.2931
5	1	0	16-QAM	22.12	21.85	22.62	24.16	0.2606
5	1	0	64-QAM	20.87	20.69	21.36	22.90	0.1950
Limit	EIRP < 2W			Result			Pass	

LTE Band 25 Maximum Average Power [dBm] (GT - LC = 1.54 dB)								
BW [MHz]	RB Size	RB Offset	Mod	Lowest	Middle	Highest	EIRP (dBm)	EIRP (W)
3	1	0	QPSK	22.63	22.56	22.93	24.47	0.2799
3	1	0	16-QAM	21.85	21.86	21.93	23.47	0.2223
3	1	0	64-QAM	20.32	20.78	21.32	22.86	0.1932
Limit	EIRP < 2W			Result			Pass	

LTE Band 25 Maximum Average Power [dBm] (GT - LC = 1.54 dB)								
BW [MHz]	RB Size	RB Offset	Mod	Lowest	Middle	Highest	EIRP (dBm)	EIRP (W)
1.4	1	0	QPSK	22.63	22.63	22.66	24.20	0.2630
1.4	1	0	16-QAM	21.56	21.68	21.92	23.46	0.2218
1.4	1	0	64-QAM	20.72	20.86	20.68	22.40	0.1738
Limit	EIRP < 2W			Result			Pass	





LTE Band 4 Maximum Average Power [dBm] (GT - LC = 1.92 dB)								
BW [MHz]	RB Size	RB Offset	Mod	Lowest	Middle	Highest	EIRP (dBm)	EIRP (W)
20	1	0	QPSK	22.98	22.78	22.89	24.90	0.3090
20	1	99		22.63	22.86	22.85		
20	100	0		21.77	21.79	21.96		
20	1	0	16-QAM	22.56	22.26	22.56	24.48	0.2805
20	1	0	64-QAM	21.65	20.80	21.25	23.57	0.2275
Limit	EIRP < 1W			Result			Pass	

LTE Band 4 Maximum Average Power [dBm] (GT - LC = 1.92 dB)								
BW [MHz]	RB Size	RB Offset	Mod	Lowest	Middle	Highest	EIRP (dBm)	EIRP (W)
15	1	0	QPSK	22.86	22.59	22.79	24.78	0.3006
15	1	0	16-QAM	22.38	22.21	21.58	24.30	0.2692
15	1	0	64-QAM	21.36	20.65	20.72	23.28	0.2128
Limit	EIRP < 1W			Result			Pass	

LTE Band 4 Maximum Average Power [dBm] (GT - LC = 1.92 dB)								
BW [MHz]	RB Size	RB Offset	Mod	Lowest	Middle	Highest	EIRP (dBm)	EIRP (W)
10	1	0	QPSK	22.78	22.60	22.89	24.81	0.3027
10	1	0	16-QAM	21.85	21.65	21.98	23.90	0.2455
10	1	0	64-QAM	21.18	20.85	21.36	23.28	0.2128
Limit	EIRP < 1W			Result			Pass	



LTE Band 4 Maximum Average Power [dBm] (GT - LC = 1.92 dB)								
BW [MHz]	RB Size	RB Offset	Mod	Lowest	Middle	Highest	EIRP (dBm)	EIRP (W)
5	1	0	QPSK	22.96	22.67	22.96	24.88	0.3076
5	1	0	16-QAM	22.16	21.69	22.22	24.14	0.2594
5	1	0	64-QAM	21.33	21.21	21.16	23.25	0.2113
Limit	EIRP < 1W			Result			Pass	

LTE Band 4 Maximum Average Power [dBm] (GT - LC = 1.92 dB)								
BW [MHz]	RB Size	RB Offset	Mod	Lowest	Middle	Highest	EIRP (dBm)	EIRP (W)
3	1	0	QPSK	22.82	22.44	22.77	24.74	0.2979
3	1	0	16-QAM	21.63	21.63	21.65	23.57	0.2275
3	1	0	64-QAM	20.86	20.75	21.18	23.10	0.2042
Limit	EIRP < 1W			Result			Pass	

LTE Band 4 Maximum Average Power [dBm] (GT - LC = 1.92 dB)								
BW [MHz]	RB Size	RB Offset	Mod	Lowest	Middle	Highest	EIRP (dBm)	EIRP (W)
1.4	1	0	QPSK	22.63	22.68	22.78	24.70	0.2951
1.4	1	0	16-QAM	21.65	21.75	22.13	24.05	0.2541
1.4	1	0	64-QAM	21.23	20.63	21.36	23.28	0.2128
Limit	EIRP < 1W			Result			Pass	



LTE Band 5 Maximum Average Power [dBm] (GT - LC = -1.87 dB)								
BW [MHz]	RB Size	RB Offset	Mod	Lowest	Middle	Highest	ERP (dBm)	ERP (W)
10	1	0	QPSK	22.86	22.92	22.83	18.90	0.0776
10	1	49		22.75	22.73	22.63		
10	50	0		21.78	21.82	21.83		
10	1	0	16-QAM	21.85	21.89	21.86	17.87	0.0612
10	1	0	64-QAM	21.32	21.26	21.66	17.64	0.0581
Limit	ERP < 7W			Result			Pass	

LTE Band 5 Maximum Average Power [dBm] (GT - LC = -1.87 dB)								
BW [MHz]	RB Size	RB Offset	Mod	Lowest	Middle	Highest	ERP (dBm)	ERP (W)
5	1	0	QPSK	22.78	22.76	22.77	18.76	0.0752
5	1	0	16-QAM	21.85	21.88	21.85	17.86	0.0611
5	1	0	64-QAM	21.25	21.56	21.36	17.54	0.0568
Limit	ERP < 7W			Result			Pass	

LTE Band 5 Maximum Average Power [dBm] (GT - LC = -1.87 dB)								
BW [MHz]	RB Size	RB Offset	Mod	Lowest	Middle	Highest	ERP (dBm)	ERP (W)
3	1	0	QPSK	22.75	22.78	22.91	18.89	0.0774
3	1	0	16-QAM	21.86	21.66	22.22	18.20	0.0661
3	1	0	64-QAM	21.65	21.36	21.63	17.63	0.0579
Limit	ERP < 7W			Result			Pass	

LTE Band 5 Maximum Average Power [dBm] (GT - LC = -1.87 dB)								
BW [MHz]	RB Size	RB Offset	Mod	Lowest	Middle	Highest	ERP (dBm)	ERP (W)
1.4	1	0	QPSK	22.78	22.86	22.86	18.84	0.0766
1.4	1	0	16-QAM	21.85	21.36	21.63	17.83	0.0607
1.4	1	0	64-QAM	20.96	21.26	21.35	17.33	0.0541
Limit	ERP < 7W			Result			Pass	



LTE Band 7 Maximum Average Power [dBm] (GT - LC = -0.49 dB)								
BW [MHz]	RB Size	RB Offset	Mod	Lowest	Middle	Highest	EIRP (dBm)	EIRP (W)
20	1	0	QPSK	23.12	23.26	22.77	22.77	0.1892
20	1	99		23.03	22.86	23.26		
20	100	0		22.12	22.44	22.13		
20	1	0	16-QAM	22.56	22.76	21.87	22.27	0.1687
20	1	0	64-QAM	21.22	21.59	20.86	21.10	0.1288
Limit	EIRP < 2W			Result			Pass	

LTE Band 7 Maximum Average Power [dBm] (GT - LC = -0.49 dB)								
BW [MHz]	RB Size	RB Offset	Mod	Lowest	Middle	Highest	EIRP (dBm)	EIRP (W)
15	1	0	QPSK	23.13	23.22	22.89	22.73	0.1875
15	1	0	16-QAM	22.56	22.58	22.12	22.09	0.1618
15	1	0	64-QAM	21.58	21.36	21.23	21.09	0.1285
Limit	EIRP < 2W			Result			Pass	

LTE Band 7 Maximum Average Power [dBm] (GT - LC = -0.49 dB)								
BW [MHz]	RB Size	RB Offset	Mod	Lowest	Middle	Highest	EIRP (dBm)	EIRP (W)
10	1	0	QPSK	23.23	23.23	23.13	22.74	0.1879
10	1	0	16-QAM	22.58	22.52	22.52	22.09	0.1618
10	1	0	64-QAM	21.21	21.62	21.52	21.13	0.1297
Limit	EIRP < 2W			Result			Pass	

LTE Band 7 Maximum Average Power [dBm] (GT - LC = -0.49 dB)								
BW [MHz]	RB Size	RB Offset	Mod	Lowest	Middle	Highest	EIRP (dBm)	EIRP (W)
5	1	0	QPSK	23.06	23.23	23.12	22.74	0.1879
5	1	0	16-QAM	22.55	22.44	22.56	22.07	0.1611
5	1	0	64-QAM	21.85	21.56	21.52	21.36	0.1368
Limit	EIRP < 2W			Result			Pass	



LTE Band 12 Maximum Average Power [dBm] (GT - LC = -1.06 dB)								
BW [MHz]	RB Size	RB Offset	Mod	Lowest	Middle	Highest	ERP (dBm)	ERP (W)
10	1	0	QPSK	22.58	22.86	22.72	19.65	0.0923
10	1	49		22.62	22.56	22.63		
10	50	0		21.72	21.58	21.68		
10	1	0	16-QAM	21.65	22.21	21.85	19.00	0.0794
10	1	0	64-QAM	20.75	21.97	20.65	18.76	0.0752
Limit	ERP < 3W			Result			Pass	

LTE Band 12 Maximum Average Power [dBm] (GT - LC = -1.06 dB)								
BW [MHz]	RB Size	RB Offset	Mod	Lowest	Middle	Highest	ERP (dBm)	ERP (W)
5	1	0	QPSK	22.63	22.69	22.63	19.48	0.0887
5	1	0	16-QAM	21.86	21.86	21.75	18.65	0.0733
5	1	0	64-QAM	20.96	20.96	21.13	17.92	0.0619
Limit	ERP < 3W			Result			Pass	

LTE Band 12 Maximum Average Power [dBm] (GT - LC = -1.06 dB)								
BW [MHz]	RB Size	RB Offset	Mod	Lowest	Middle	Highest	ERP (dBm)	ERP (W)
3	1	0	QPSK	22.63	22.63	22.66	19.45	0.0881
3	1	0	16-QAM	21.86	21.85	21.86	18.65	0.0733
3	1	0	64-QAM	20.75	20.96	20.96	17.75	0.0596
Limit	ERP < 3W			Result			Pass	

LTE Band 12 Maximum Average Power [dBm] (GT - LC = -1.06 dB)								
BW [MHz]	RB Size	RB Offset	Mod	Lowest	Middle	Highest	ERP (dBm)	ERP (W)
1.4	1	0	QPSK	22.56	22.68	22.69	19.48	0.0887
1.4	1	0	16-QAM	21.87	21.86	22.20	18.99	0.0793
1.4	1	0	64-QAM	21.86	20.96	20.98	18.65	0.0733
Limit	ERP < 3W			Result			Pass	



LTE Band 13 Maximum Average Power [dBm] (GT - LC = -2.79 dB)								
BW [MHz]	RB Size	RB Offset	Mod	Lowest	Middle	Highest	ERP (dBm)	ERP (W)
10	1	0	QPSK	-	22.73	-	17.79	0.0601
10	1	49			22.56			
10	50	0			21.65			
10	1	0	16-QAM		21.86		16.92	0.0492
10	1	0	64-QAM		20.97		16.03	0.0401
Limit	ERP < 3W			Result			Pass	

LTE Band 13 Maximum Average Power [dBm] (GT - LC = -2.79 dB)								
BW [MHz]	RB Size	RB Offset	Mod	Lowest	Middle	Highest	ERP (dBm)	ERP (W)
5	1	0	QPSK	22.52	22.65	22.72	17.78	0.0600
5	1	0	16-QAM	21.52	21.85	21.36	16.91	0.0491
5	1	0	64-QAM	20.96	20.96	20.56	16.02	0.0400
Limit	ERP < 3W			Result			Pass	



LTE Band 17 Maximum Average Power [dBm] (GT - LC = -1.42 dB)								
BW [MHz]	RB Size	RB Offset	Mod	Lowest	Middle	Highest	ERP (dBm)	ERP (W)
10	1	0	QPSK	22.85	22.63	22.75	19.28	0.0847
10	1	49		22.72	22.69	22.32		
10	50	0		21.62	21.65	21.82		
10	1	0	16-QAM	21.87	21.36	21.65	18.30	0.0676
10	1	0	64-QAM	21.32	20.85	21.12	17.75	0.0596
Limit	ERP < 3W			Result			Pass	

LTE Band 17 Maximum Average Power [dBm] (GT - LC = -1.42 dB)								
BW [MHz]	RB Size	RB Offset	Mod	Lowest	Middle	Highest	ERP (dBm)	ERP (W)
5	1	0	QPSK	22.82	22.72	22.63	19.25	0.0841
5	1	0	16-QAM	21.86	21.69	21.71	18.29	0.0675
5	1	0	64-QAM	20.86	20.78	20.65	17.29	0.0536
Limit	ERP < 3W			Result			Pass	



LTE Band 26 Maximum Average Power [dBm] (GT - LC = -1.87 dB)								
BW [MHz]	RB Size	RB Offset	Mod	Lowest	Middle	Highest	ERP (dBm)	ERP (W)
15	1	0	QPSK	22.63	22.66	22.93	18.91	0.0778
15	1	74		22.76	22.56	22.63		
15	75	0		21.86	21.78	21.68		
15	1	0	16-QAM	20.85	21.72	21.52	17.70	0.0589
15	1	0	64-QAM	19.69	20.89	20.23	16.87	0.0486
Limit	ERP < 7W			Result			Pass	

LTE Band 26 Maximum Average Power [dBm] (GT - LC = -1.87 dB)								
BW [MHz]	RB Size	RB Offset	Mod	Lowest	Middle	Highest	ERP (dBm)	ERP (W)
10	1	0	QPSK	22.75	22.76	22.73	18.74	0.0748
10	1	0	16-QAM	21.36	21.32	21.56	17.54	0.0568
10	1	0	64-QAM	20.63	20.53	20.25	16.61	0.0458
Limit	ERP < 7W			Result			Pass	

LTE Band 26 Maximum Average Power [dBm] (GT - LC = -1.87 dB)								
BW [MHz]	RB Size	RB Offset	Mod	Lowest	Middle	Highest	ERP (dBm)	ERP (W)
5	1	0	QPSK	22.63	22.76	22.68	18.74	0.0748
5	1	0	16-QAM	21.71	21.35	21.52	17.69	0.0587
5	1	0	64-QAM	20.68	20.35	20.36	16.66	0.0463
Limit	ERP < 7W			Result			Pass	

LTE Band 26 Maximum Average Power [dBm] (GT - LC = -1.87 dB)								
BW [MHz]	RB Size	RB Offset	Mod	Lowest	Middle	Highest	ERP (dBm)	ERP (W)
3	1	0	QPSK	22.66	22.77	22.76	18.75	0.0750
3	1	0	16-QAM	21.32	21.32	21.36	17.34	0.0542
3	1	0	64-QAM	20.85	20.25	20.33	16.83	0.0482
Limit	ERP < 7W			Result			Pass	

LTE Band 26 Maximum Average Power [dBm] (GT - LC = -1.87 dB)								
BW [MHz]	RB Size	RB Offset	Mod	Lowest	Middle	Highest	ERP (dBm)	ERP (W)
1.4	1	0	QPSK	22.69	22.76	22.86	18.84	0.0766
1.4	1	0	16-QAM	21.32	21.32	21.63	17.61	0.0577
1.4	1	0	64-QAM	20.23	20.32	20.65	16.63	0.0460
Limit	ERP < 7W			Result			Pass	





LTE Band 38 Maximum Average Power [dBm] (GT - LC = -0.49 dB)								
BW [MHz]	RB Size	RB Offset	Mod	Lowest	Middle	Highest	EIRP (dBm)	EIRP (W)
20	1	0	QPSK	23.44	23.46	23.26	22.97	0.1982
20	1	99		23.39	23.21	23.13		
20	100	0		23.35	22.25	22.15		
20	1	0	16-QAM	22.32	22.86	22.36	22.37	0.1726
20	1	0	64-QAM	21.36	21.58	21.52	21.09	0.1285
Limit	Power < 2W			Result			Pass	

LTE Band 38 Maximum Average Power [dBm] (GT - LC = -0.49 dB)								
BW [MHz]	RB Size	RB Offset	Mod	Lowest	Middle	Highest	EIRP (dBm)	EIRP (W)
15	1	0	QPSK	23.44	23.36	23.21	22.95	0.1972
15	1	0	16-QAM	22.56	22.52	22.39	22.07	0.1611
15	1	0	64-QAM	21.36	21.23	21.82	21.33	0.1358
Limit	Power < 2W			Result			Pass	

LTE Band 38 Maximum Average Power [dBm] (GT - LC = -0.49 dB)								
BW [MHz]	RB Size	RB Offset	Mod	Lowest	Middle	Highest	EIRP (dBm)	EIRP (W)
10	1	0	QPSK	23.13	23.25	23.13	22.76	0.1888
10	1	0	16-QAM	22.52	22.36	22.03	22.03	0.1596
10	1	0	64-QAM	21.63	21.32	21.29	21.14	0.1300
Limit	Power < 2W			Result			Pass	

LTE Band 38 Maximum Average Power [dBm] (GT - LC = -0.49 dB)								
BW [MHz]	RB Size	RB Offset	Mod	Lowest	Middle	Highest	EIRP (dBm)	EIRP (W)
5	1	0	QPSK	23.36	23.26	23.13	22.87	0.1936
5	1	0	16-QAM	22.63	22.56	22.36	22.14	0.1637
5	1	0	64-QAM	21.58	21.63	21.36	21.14	0.1300
Limit	Power < 2W			Result			Pass	



LTE Band 41(HPUE) Maximum Average Power [dBm] (GT - LC = -0.74 dB)								
BW [MHz]	RB Size	RB Offset	Mod	Lowest	Middle	Highest	EIRP (dBm)	EIRP (W)
20	1	0	QPSK	25.35	25.32	24.85	24.61	0.2891
20	1	99		25.03	25.09	24.87		
20	100	0		24.26	24.32	24.36		
20	1	0	16-QAM	24.56	24.62	24.52	23.88	0.2443
20	1	0	64-QAM	23.69	23.58	23.55	22.95	0.1972
Limit	EIRP < 2W			Result			Pass	

LTE Band 41(HPUE) Maximum Average Power [dBm] (GT - LC = -0.74 dB)								
BW [MHz]	RB Size	RB Offset	Mod	Lowest	Middle	Highest	EIRP (dBm)	EIRP (W)
15	1	0	QPSK	25.33	25.32	24.96	24.59	0.2877
15	1	0	16-QAM	24.69	24.44	24.32	23.95	0.2483
15	1	0	64-QAM	23.75	23.51	23.36	23.01	0.2000
Limit	EIRP < 2W			Result			Pass	

LTE Band 41(HPUE) Maximum Average Power [dBm] (GT - LC = -0.74 dB)								
BW [MHz]	RB Size	RB Offset	Mod	Lowest	Middle	Highest	EIRP (dBm)	EIRP (W)
10	1	0	QPSK	25.35	25.33	24.96	24.61	0.2891
10	1	0	16-QAM	24.77	24.86	24.25	24.12	0.2582
10	1	0	64-QAM	23.63	23.63	23.25	22.89	0.1945
Limit	EIRP < 2W			Result			Pass	

LTE Band 41(HPUE) Maximum Average Power [dBm] (GT - LC = -0.74 dB)								
BW [MHz]	RB Size	RB Offset	Mod	Lowest	Middle	Highest	EIRP (dBm)	EIRP (W)
5	1	0	QPSK	25.26	25.22	24.96	24.52	0.2831
5	1	0	16-QAM	24.32	24.23	24.32	23.58	0.2280
5	1	0	64-QAM	23.36	23.63	23.63	22.89	0.1945
Limit	EIRP < 2W			Result			Pass	



LTE Band 66 Maximum Average Power [dBm] (GT - LC = 2.19 dB)								
BW [MHz]	RB Size	RB Offset	Mod	Lowest	Middle	Highest	EIRP (dBm)	EIRP (W)
20	1	0	QPSK	22.99	22.76	22.63	25.18	0.3296
20	1	99		22.63	22.85	22.87		
20	100	0		21.56	21.96	21.79		
20	1	0	16-QAM	22.32	21.65	21.60	24.51	0.2825
20	1	0	64-QAM	21.70	20.82	20.85	23.89	0.2449
Limit	EIRP < 1W			Result			Pass	

LTE Band 66 Maximum Average Power [dBm] (GT - LC = 2.19 dB)								
BW [MHz]	RB Size	RB Offset	Mod	Lowest	Middle	Highest	EIRP (dBm)	EIRP (W)
15	1	0	QPSK	22.86	22.68	22.36	25.05	0.3199
15	1	0	16-QAM	22.12	22.06	21.89	24.31	0.2698
15	1	0	64-QAM	21.69	21.16	21.02	23.88	0.2443
Limit	EIRP < 1W			Result			Pass	

LTE Band 66 Maximum Average Power [dBm] (GT - LC = 2.19 dB)								
BW [MHz]	RB Size	RB Offset	Mod	Lowest	Middle	Highest	EIRP (dBm)	EIRP (W)
10	1	0	QPSK	22.78	22.75	22.52	24.97	0.3141
10	1	0	16-QAM	21.86	21.65	21.76	24.05	0.2541
10	1	0	64-QAM	20.85	20.63	20.56	23.04	0.2014
Limit	EIRP < 1W			Result			Pass	



LTE Band 66 Maximum Average Power [dBm] (GT - LC = 2.19 dB)								
BW [MHz]	RB Size	RB Offset	Mod	Lowest	Middle	Highest	EIRP (dBm)	EIRP (W)
5	1	0	QPSK	22.85	22.77	22.72	25.04	0.3192
5	1	0	16-QAM	21.76	21.63	21.58	23.95	0.2483
5	1	0	64-QAM	20.65	20.71	20.36	22.90	0.1950
Limit	EIRP < 1W			Result			Pass	

LTE Band 66 Maximum Average Power [dBm] (GT - LC = 2.19 dB)								
BW [MHz]	RB Size	RB Offset	Mod	Lowest	Middle	Highest	EIRP (dBm)	EIRP (W)
3	1	0	QPSK	22.77	22.63	22.76	24.96	0.3133
3	1	0	16-QAM	21.63	21.68	21.63	23.87	0.2438
3	1	0	64-QAM	20.73	20.32	20.58	22.92	0.1959
Limit	EIRP < 1W			Result			Pass	

LTE Band 66 Maximum Average Power [dBm] (GT - LC = 2.19 dB)								
BW [MHz]	RB Size	RB Offset	Mod	Lowest	Middle	Highest	EIRP (dBm)	EIRP (W)
1.4	1	0	QPSK	22.76	22.73	22.72	24.95	0.3126
1.4	1	0	16-QAM	21.32	21.58	21.54	23.77	0.2382
1.4	1	0	64-QAM	20.69	20.54	20.57	22.88	0.1941
Limit	EIRP < 1W			Result			Pass	



LTE Band 71 Maximum Average Power [dBm] (GT - LC = -1.07 dB)								
BW [MHz]	RB Size	RB Offset	Mod	Lowest	Middle	Highest	ERP (dBm)	ERP (W)
20	1	0	QPSK	22.87	22.63	22.63	19.65	0.0923
20	1	99		22.56	22.32	22.02		
20	100	0		21.58	21.96	21.63		
20	1	0	16-QAM	21.32	21.36	21.97	18.75	0.0750
20	1	0	64-QAM	20.36	20.97	20.69	17.75	0.0596
Limit	ERP < 3W			Result			Pass	

LTE Band 71 Maximum Average Power [dBm] (GT - LC = -1.07 dB)								
BW [MHz]	RB Size	RB Offset	Mod	Lowest	Middle	Highest	ERP (dBm)	ERP (W)
15	1	0	QPSK	22.44	22.74	22.77	19.55	0.0902
15	1	0	16-QAM	21.56	21.58	21.96	18.74	0.0748
15	1	0	64-QAM	20.96	20.74	20.58	17.74	0.0594
Limit	ERP < 3W			Result			Pass	

LTE Band 71 Maximum Average Power [dBm] (GT - LC = -1.07 dB)								
BW [MHz]	RB Size	RB Offset	Mod	Lowest	Middle	Highest	ERP (dBm)	ERP (W)
10	1	0	QPSK	22.36	22.82	22.86	19.64	0.0920
10	1	0	16-QAM	21.86	21.65	21.54	18.64	0.0731
10	1	0	64-QAM	20.66	20.69	20.38	17.47	0.0558
Limit	ERP < 3W			Result			Pass	

LTE Band 71 Maximum Average Power [dBm] (GT - LC = -1.07 dB)								
BW [MHz]	RB Size	RB Offset	Mod	Lowest	Middle	Highest	ERP (dBm)	ERP (W)
5	1	0	QPSK	22.58	22.58	22.39	19.36	0.0863
5	1	0	16-QAM	21.52	21.63	21.85	18.63	0.0729
5	1	0	64-QAM	20.36	20.71	20.36	17.49	0.0561
Limit	ERP < 3W			Result			Pass	



LTE Band 5B_CA Maximum Average Power [dBm] (GT - LC = -1.87 dB)										
BW [MHz]	PCC		SCC		Mod	Lowest	Middle	Highest	ERP (dBm)	ERP (W)
	RB Size	RB Offset	RB Size	RB Offset						
10+10	50	0	50	0	QPSK	20.67	20.58	20.64	19.04	0.0802
10+10	1	0	1	49		12.48	12.25	12.30		
10+10	1	49	1	0		22.50	23.06	22.57		
10+10	1	0	1	49	16-QAM	13.21	12.64	12.10	18.34	0.0682
10+10	1	49	1	0		21.93	22.36	21.65		
10+10	1	0	1	49	64-QAM	12.36	12.43	12.46	17.12	0.0515
10+10	1	49	1	0		20.71	20.83	21.14		
Limit	ERP < 7W					Result			Pass	



LTE Band 66B_CA Maximum Average Power [dBm] (GT - LC = 2.19 dB)										
BW [MHz]	PCC		SCC		Mod	Lowest	Middle	Highest	EIRP (dBm)	EIRP (W)
	RB Size	RB Offset	RB Size	RB Offset						
15+5	75	0	25	0	QPSK	22.98	22.24	22.13	25.17	0.3289
15+5	1	0	1	24		22.15	22.19	22.13		
15+5	1	74	1	0		21.65	22.78	22.65		
15+5	1	0	1	24	16-QAM	22.50	22.10	22.16	24.96	0.3133
15+5	1	74	1	0		22.51	22.77	22.57		
15+5	1	0	1	24	64-QAM	22.44	22.13	22.56	24.75	0.2985
15+5	1	74	1	0		22.31	22.50	22.26		
Limit	EIRP < 1W				Result			Pass		



LTE Band 66C_CA Maximum Average Power [dBm] (GT - LC = 2.19 dB)										
BW [MHz]	PCC		SCC		Mod	Lowest	Middle	Highest	EIRP (dBm)	EIRP (W)
	RB Size	RB Offset	RB Size	RB Offset						
20+20	100	0	100	0	QPSK	20.51	20.31	20.43	24.84	0.3048
20+20	1	0	1	99		13.74	13.42	13.52		
20+20	1	99	1	0		22.36	22.65	22.47		
20+20	1	0	1	99	16-QAM	14.13	14.10	13.48	24.08	0.2559
20+20	1	99	1	0		21.32	21.89	21.41		
20+20	1	0	1	99	64-QAM	14.48	13.87	14.19	23.31	0.2143
20+20	1	99	1	0		20.69	20.88	21.12		
Limit	EIRP < 1W					Result			Pass	





LTE Band 7C_CA Maximum Average Power [dBm] (GT - LC = -0.49 dB)										
BW [MHz]	PCC		SCC		Mod	Lowest	Middle	Highest	EIRP (dBm)	EIRP (W)
	RB Size	RB Offset	RB Size	RB Offset						
20+20	100	0	100	0	QPSK	21.86	21.85	22.13	23.46	0.2218
20+20	1	0	1	99		15.12	14.96	15.03		
20+20	1	99	1	0		23.91	23.79	23.95		
20+20	1	0	1	99	16-QAM	15.32	15.55	15.65	23.17	0.2075
20+20	1	99	1	0		23.66	23.26	23.36		
20+20	1	0	1	99	64-QAM	15.13	15.12	15.52	21.73	0.1489
20+20	1	99	1	0		22.21	22.03	22.22		
20+15	100	0	75	0	QPSK	20.40	20.23	20.37	21.89	0.1545
20+15	1	0	1	74		13.93	13.36	13.81		
20+15	1	99	1	0		22.36	22.38	22.13		
20+15	1	0	1	74	16-QAM	14.26	13.96	13.64	21.71	0.1483
20+15	1	99	1	0		22.20	21.80	21.83		
15+20	75	0	100	0	QPSK	20.41	20.34	20.33	22.87	0.1936
15+20	1	0	1	99		13.46	13.05	13.75		
15+20	1	74	1	0		22.82	22.19	23.36		
15+20	1	0	1	99	16-QAM	13.70	13.83	14.30	21.36	0.1368
15+20	1	74	1	0		21.60	21.66	21.85		
20+10	100	0	75	0	QPSK	20.34	20.22	20.31	21.90	0.1549
20+10	1	0	1	74		13.71	13.70	13.76		
20+10	1	99	1	0		22.31	22.18	22.39		
20+10	1	0	1	74	16-QAM	14.31	13.98	14.21	21.79	0.1510
20+10	1	99	1	0		21.74	21.42	22.28		
Limit	EIRP < 2W					Result			Pass	



LTE Band 7C_CA Maximum Average Power [dBm] (GT - LC = -0.49 dB)										
BW [MHz]	PCC		SCC		Mod	Lowest	Middle	Highest	EIRP (dBm)	EIRP (W)
	RB Size	RB Offset	RB Size	RB Offset						
10+20	75	0	100	0	QPSK	20.31	20.24	20.12	21.86	0.1535
10+20	1	0	1	99		13.58	13.70	13.71		
10+20	1	74	1	0		22.35	22.19	22.35		
10+20	1	0	1	99	16-QAM	14.49	13.92	13.52	21.05	0.1274
10+20	1	74	1	0		21.28	21.49	21.54		
15+15	75	0	100	0	QPSK	20.35	20.24	20.30	21.87	0.1538
15+15	1	0	1	99		13.64	13.67	13.67		
15+15	1	74	1	0		22.36	22.10	22.31		
15+15	1	0	1	99	16-QAM	14.06	13.82	13.83	21.52	0.1419
15+15	1	74	1	0		22.01	21.49	21.39		
15+10	75	0	100	0	QPSK	20.34	20.15	20.31	21.82	0.1521
15+10	1	0	1	99		13.80	20.32	13.94		
15+10	1	74	1	0		22.31	22.23	22.27		
15+10	1	0	1	99	16-QAM	13.78	19.36	14.28	21.45	0.1396
15+10	1	74	1	0		21.40	21.94	21.69		
Limit	EIRP < 2W					Result			Pass	



LTE Band 41C_CA Maximum Average Power [dBm] (GT - LC = -0.74 dB)										
BW [MHz]	PCC		SCC		Mod	Lowest	Middle	Highest	EIRP (dBm)	EIRP (W)
	RB Size	RB Offset	RB Size	RB Offset						
20+20	100	0	100	0	QPSK	21.59	21.19	21.31	22.89	0.1945
20+20	1	0	1	99		15.03	14.42	14.62		
20+20	1	99	1	0		23.63	23.18	23.14		
20+20	1	0	1	99	16-QAM	15.22	14.77	15.29	22.37	0.1726
20+20	1	99	1	0		23.11	22.81	22.47		
20+20	1	0	1	99	64-QAM	15.55	14.54	15.25	22.29	0.1694
20+20	1	99	1	0		23.03	21.63	21.58		
20+15	100	0	75	0	QPSK	21.49	21.13	21.16	22.77	0.1892
20+15	1	0	1	74		14.88	14.47	14.72		
20+15	1	99	1	0		23.51	23.22	22.96		
20+15	1	0	1	74	16-QAM	15.44	15.09	14.88	22.35	0.1718
20+15	1	99	1	0		23.09	22.97	22.82		
15+20	75	0	100	0	QPSK	21.48	21.28	21.08	22.59	0.1816
15+20	1	0	1	99		14.79	14.59	14.57		
15+20	1	74	1	0		22.41	23.33	23.01		
15+20	1	0	1	99	16-QAM	15.38	15.28	14.64	22.07	0.1611
15+20	1	74	1	0		22.39	22.81	22.55		
20+10	100	0	50	0	QPSK	21.41	21.14	21.11	22.76	0.1888
20+10	1	0	1	49		14.89	14.55	14.78		
20+10	1	99	1	0		23.50	23.32	22.95		
20+10	1	0	1	49	16-QAM	15.44	15.17	15.14	22.52	0.1786
20+10	1	99	1	0		23.26	22.61	22.24		
10+20	50	0	100	0	QPSK	21.32	21.17	21.10	22.81	0.1910
10+20	1	0	1	99		14.85	14.45	14.61		
10+20	1	49	1	0		23.55	23.12	23.06		
10+20	1	0	1	99	16-QAM	15.36	14.94	15.24	22.64	0.1837
10+20	1	49	1	0		23.38	22.67	22.68		
Limit	EIRP < 2W					Result			Pass	



LTE Band 41C_CA Maximum Average Power [dBm] (GT - LC = -0.74 dB)										
BW [MHz]	PCC		SCC		Mod	Lowest	Middle	Highest	EIRP (dBm)	EIRP (W)
	RB Size	RB Offset	RB Size	RB Offset						
20+5	100	0	25	0	QPSK	21.54	21.21	20.99	22.48	0.1770
20+5	1	0	1	24		14.98	14.62	14.67		
20+5	1	99	1	0		22.68	23.22	22.72		
20+5	1	0	1	24	16-QAM	15.47	15.32	15.41	22.45	0.1758
20+5	1	99	1	0		23.19	22.79	22.56		
5+20	25	0	100	0	QPSK	21.47	21.18	21.06	21.90	0.1549
5+20	1	0	1	99		14.82	14.47	14.61		
5+20	1	24	1	0		22.13	22.64	22.58		
5+20	1	0	1	99	16-QAM	22.86	15.05	15.07	22.12	0.1629
5+20	1	24	1	0		22.51	22.39	22.29		
15+10	75	0	50	0	QPSK	21.44	21.11	20.99	22.85	0.1928
15+10	1	0	1	49		14.85	14.52	14.71		
15+10	1	74	1	0		23.59	23.09	22.88		
15+10	1	0	1	49	16-QAM	15.36	15.05	15.32	22.34	0.1714
15+10	1	74	1	0		23.08	22.64	21.83		
10+15	50	0	75	0	QPSK	21.41	21.16	21.11	22.71	0.1866
10+15	1	0	1	74		14.87	14.64	14.57		
10+15	1	49	1	0		23.45	23.25	23.02		
10+15	1	0	1	74	16-QAM	15.28	14.95	14.90	22.39	0.1734
10+15	1	49	1	0		23.13	22.44	22.59		
15+15	75	0	75	0	QPSK	20.76	21.08	21.07	22.72	0.1871
15+15	1	0	1	74		14.88	14.43	14.61		
15+15	1	74	1	0		23.46	23.26	22.97		
15+15	1	0	1	74	16-QAM	15.36	14.96	14.78	22.37	0.1726
15+15	1	74	1	0		23.11	22.61	22.47		
Limit	EIRP < 2W					Result			Pass	



LTE Band 38C_CA Maximum Average Power [dBm] (GT - LC = -0.49 dB)										
BW [MHz]	PCC		SCC		Mod	Lowest	Middle	Highest	EIRP (dBm)	EIRP (W)
	RB Size	RB Offset	RB Size	RB Offset						
20+20	1	99	1	0	QPSK	23.57	23.52	23.55	23.08	0.2032
20+20	1	99	1	0	16-QAM	22.58	22.49	22.44	22.09	0.1618
20+20	1	99	1	0	64-QAM	21.54	21.46	21.46	21.05	0.1274
Limit	EIRP < 2W					Result			Pass	



### Appendix B. Test Results of Radiated Test

### LTE Band 25

LTE Band 25 / 10MHz / QPSK									
Channel	Frequency ( MHz )	EIRP ( dBm )	Limit ( dBm )	Over Limit ( dB )	SPA Reading (dBm)	S.G. Power ( dBm )	TX Cable loss ( dB )	TX Antenna Gain (dBi)	Polarization (H/V)
Lowest	3702	-50.78	-13	-37.78	-69.1	-55.18	7.50	11.90	H
	5550	-51.77	-13	-38.77	-74.18	-55.08	9.19	12.50	H
	7404	-51.90	-13	-38.90	-78.29	-52.44	10.68	11.22	H
	14806	-49.56	-13	-36.56	-80.02	-48.18	15.31	13.93	H
									H
									H
	3702	-46.98	-13	-33.98	-64.91	-51.38	7.50	11.90	V
	5550	-45.78	-13	-32.78	-68.14	-49.09	9.19	12.50	V
	7404	-45.80	-13	-32.80	-72.54	-46.34	10.68	11.22	V
	14806	-41.95	-13	-28.95	-72.56	-40.57	15.31	13.93	V
									V
									V
Middle	3756	-50.71	-13	-37.71	-69.31	-54.92	7.56	11.78	H
	5634	-51.70	-13	-38.70	-74.38	-54.70	9.26	12.26	H
	7512	-52.22	-13	-39.22	-78.59	-53.01	10.76	11.55	H
	15027	-50.89	-13	-37.89	-81.39	-49.89	15.41	14.41	H
									H
									H
	3756	-48.96	-13	-35.96	-67.24	-53.17	7.56	11.78	V
	5634	-45.89	-13	-32.89	-68.59	-48.89	9.26	12.26	V
	7512	-43.51	-13	-30.51	-70.09	-44.30	10.76	11.55	V
	15027	-45.94	-13	-32.94	-76.29	-44.94	15.41	14.41	V
									V
									V



Highest	3810	-49.68	-13	-36.68	-68.55	-53.61	7.63	11.56	H
	5718	-54.48	-13	-41.48	-77.51	-57.07	9.34	11.93	H
	7620	-51.18	-13	-38.18	-77.71	-52.00	10.84	11.66	H
	9525	-51.00	-13	-38.00	-79.65	-50.39	12.11	11.50	H
									H
									H
	3810	-50.86	-13	-37.86	-69.47	-54.79	7.63	11.56	V
	5718	-47.79	-13	-34.79	-70.99	-50.38	9.34	11.93	V
	7620	-45.25	-13	-32.25	-72.06	-46.07	10.84	11.66	V
	9525	-48.23	-13	-35.23	-76.26	-47.62	12.11	11.50	V
									V
									V

Remark: Spurious emissions within 30-1000MHz were found more than 20dB below limit line.



LTE Band 26

LTE Band 26 / 10MHz / QPSK									
Channel	Frequency ( MHz )	ERP ( dBm )	Limit ( dBm )	Over Limit ( dB )	SPA Reading (dBm)	S.G. Power ( dBm )	TX Cable loss ( dB )	TX Antenna Gain (dBi)	Polarization (H/V)
Lowest	1648	-56.18	-13	-43.18	-66.05	-58.59	4.92	9.48	H
	2472	-52.02	-13	-39.02	-64.92	-54.30	6.07	10.50	H
	3296	-57.64	-13	-44.64	-74.22	-59.55	7.03	11.09	H
	4120	-56.00	-13	-43.00	-75.47	-57.70	7.95	11.80	H
									H
									H
	1648	-56.47	-13	-43.47	-66.11	-58.88	4.92	9.48	V
	2472	-49.28	-13	-36.28	-62.13	-51.56	6.07	10.50	V
	3296	-57.76	-13	-44.76	-74.09	-59.67	7.03	11.09	V
	4120	-51.91	-13	-38.91	-71.38	-53.61	7.95	11.80	V
									V
									V
Middle	1664	-54.09	-13	-41.09	-63.96	-56.58	4.95	9.58	H
	2496	-48.83	-13	-35.83	-61.81	-51.08	6.10	10.50	H
	3328	-56.31	-13	-43.31	-72.83	-58.25	7.06	11.16	H
	4160	-52.55	-13	-39.55	-72.16	-54.22	7.98	11.80	H
									H
									H
	1664	-54.34	-13	-41.34	-63.99	-56.83	4.95	9.58	V
	2496	-45.06	-13	-32.06	-57.95	-47.31	6.10	10.50	V
	3328	-57.92	-13	-44.92	-74.19	-59.86	7.06	11.16	V
	4160	-56.85	-13	-43.85	-76.53	-58.52	7.98	11.80	V
									V
									V





Highest	1680	-55.77	-13	-42.77	-65.63	-58.33	4.97	9.68	H
	2520	-48.06	-13	-35.06	-61.18	-50.28	6.13	10.50	H
	4200	-52.28	-13	-39.28	-72.03	-53.92	8.01	11.80	H
									H
									H
									H
	1680	-56.49	-13	-43.49	-66.13	-59.05	4.97	9.68	V
	2520	-49.62	-13	-36.62	-62.63	-51.84	6.13	10.50	V
	4200	-52.06	-13	-39.06	-71.95	-53.70	8.01	11.80	V
									V
									V
									V

Remark: Spurious emissions within 30-1000MHz were found more than 20dB below limit line.



**LTE Band 5B**

LTE Band 5B / 10MHz+10MHz / QPSK									
Channel	Frequency ( MHz )	ERP ( dBm )	Limit ( dBm )	Over Limit ( dB )	SPA Reading (dBm)	S.G. Power ( dBm )	TX Cable loss ( dB )	TX Antenna Gain (dBi)	Polarization (H/V)
Lowest	1664	-69.29	-13	-56.29	-66.16	-71.78	4.95	9.58	H
	2496	-64.96	-13	-51.96	-77.94	-67.21	6.10	10.50	H
	3328	-75.54	-13	-62.54	-79.06	-77.48	7.06	11.16	H
									H
									H
									H
	1664	-56.94	-13	-43.94	-66.59	-59.43	4.95	9.58	V
	2496	-65.05	-13	-52.05	-77.97	-67.30	6.10	10.50	V
	3328	-62.79	-13	-49.79	-79.06	-64.73	7.06	11.16	V
									V
									V
									V
Middle	1672	-54.17	-13	-41.17	-64.03	-56.69	4.96	9.63	H
	2512	-62.57	-13	-49.57	-75.64	-64.80	6.12	10.50	H
	3344	-62.54	-13	-49.54	-79.04	-64.50	7.08	11.19	H
									H
									H
									H
	1672	-56.26	-13	-43.26	-65.9	-58.78	4.96	9.63	V
	2512	-62.76	-13	-49.76	-75.73	-64.99	6.12	10.50	V
	3344	-63.04	-13	-50.04	-79.29	-65.00	7.08	11.19	V
									V
									V
									V



Highest	1680	-53.74	-13	-40.74	-63.6	-56.30	4.97	9.68	H
	2512	-61.89	-13	-48.89	-74.96	-64.12	6.12	10.50	H
	3360	-62.14	-13	-49.14	-78.61	-64.11	7.10	11.22	H
									H
									H
									H
	1680	-55.75	-13	-42.75	-65.39	-58.31	4.97	9.68	V
	2512	-62.76	-13	-49.76	-75.73	-64.99	6.12	10.50	V
	3360	-62.27	-13	-49.27	-78.49	-64.24	7.10	11.22	V
									V
									V
									V

Remark: Spurious emissions within 30-1000MHz were found more than 20dB below limit line.



LTE Band 12

LTE Band 12 / 10MHz / QPSK									
Channel	Frequency ( MHz )	ERP ( dBm )	Limit ( dBm )	Over Limit ( dB )	SPA Reading (dBm)	S.G. Power ( dBm )	TX Cable loss ( dB )	TX Antenna Gain (dBi)	Polarization (H/V)
Lowest	1400	-60.26	-13.00	-47.26	-69.91	-61.57	4.14	7.60	H
	2096	-52.43	-13.00	-39.43	-64.43	-54.14	5.56	9.42	H
	2792	-64.27	-13.00	-51.27	-78.98	-66.36	6.46	10.70	H
									H
									H
									H
	1400	-58.55	-13.00	-45.55	-68.05	-59.86	4.14	7.60	V
	2096	-50.66	-13.00	-37.66	-62.62	-52.37	5.56	9.42	V
	2792	-64.31	-13.00	-51.31	-78.80	-66.40	6.46	10.70	V
									V
									V
									V
Middle	1408	-59.83	-13.00	-46.83	-69.49	-61.19	4.14	7.65	H
	2112	-52.16	-13.00	-39.16	-64.22	-53.85	5.58	9.42	H
	2816	-63.18	-13.00	-50.18	-78.04	-65.24	6.49	10.70	H
									H
									H
									H
	1408	-58.78	-13.00	-45.78	-68.31	-60.14	4.14	7.65	V
	2112	-48.04	-13.00	-35.04	-60.04	-49.73	5.58	9.42	V
	2816	-63.40	-13.00	-50.40	-78.03	-65.46	6.49	10.70	V
									V
									V
									V



Highest	1416	-60.06	-13.00	-47.06	-69.73	-61.46	4.15	7.70	H
	2120	-48.03	-13.00	-35.03	-60.13	-49.73	5.59	9.44	H
	2826	-63.02	-13.00	-50.02	-77.91	-65.07	6.50	10.70	H
									H
									H
									H
	1416	-59.75	-13.00	-46.75	-69.31	-61.15	4.15	7.70	V
	2120	-47.27	-13.00	-34.27	-59.30	-48.97	5.59	9.44	V
	2826	-63.27	-13.00	-50.27	-77.92	-65.32	6.50	10.70	V
									V
									V
									V

Remark: Spurious emissions within 30-1000MHz were found more than 20dB below limit line.



LTE Band 13

LTE Band 13 / 5MHz / QPSK									
Channel	Frequency ( MHz )	ERP ( dBm )	Limit ( dBm )	Over Limit ( dB )	SPA Reading (dBm)	S.G. Power ( dBm )	TX Cable loss ( dB )	TX Antenna Gain (dBi)	Polarization (H/V)
Lowest	1552	-53.43	-13	-40.43	-63.26	-55.21	4.78	8.72	H
	2336	-53.78	-13	-40.78	-66.44	-56.24	5.89	10.50	H
	3114	-62.18	-13	-49.18	-78.56	-63.72	6.83	10.53	H
									H
									H
									H
	1552	-55.03	-13.00	-42.03	-64.75	-56.81	4.78	8.72	V
	2336	-48.85	-13	-35.85	-61.50	-51.31	5.89	10.50	V
	3114	-62.83	-13	-49.83	-78.90	-64.37	6.83	10.53	V
									V
									V
									V
Middle	1560	-52.85	-42.15	-10.70	-62.68	-54.68	4.80	8.78	H
	2336	-51.97	-13	-38.97	-64.63	-54.43	5.89	10.50	H
	3114	-62.41	-13	-49.41	-78.79	-63.95	6.83	10.53	H
									H
									H
									H
	1560	-55.89	-42.15	-13.74	-65.59	-57.72	4.80	8.78	V
	2336	-49.11	-13	-36.11	-61.76	-51.57	5.89	10.50	V
	3114	-62.76	-13	-49.76	-78.83	-64.30	6.83	10.53	V
									V
									V
									V



Highest	1568	-51.89	-42.15	-9.74	-61.74	-53.78	4.81	8.84	H
	2344	-54.99	-13	-41.99	-67.66	-57.44	5.90	10.50	H
	3125	-62.11	-13	-49.11	-78.54	-63.66	6.85	10.55	H
									H
									H
									H
	1568	-53.89	-42.15	-11.74	-63.58	-55.78	4.81	8.84	V
	2344	-49.09	-13	-36.09	-61.77	-51.54	5.90	10.50	V
	3125	-62.67	-13	-49.67	-78.79	-64.22	6.85	10.55	V
									V
									V
									V

Remark: Spurious emissions within 30-1000MHz were found more than 20dB below limit line.



LTE Band 13 / 10MHz / QPSK									
Channel	Frequency ( MHz )	ERP ( dBm )	Limit ( dBm )	Over Limit ( dB )	SPA Reading (dBm)	S.G. Power ( dBm )	TX Cable loss ( dB )	TX Antenna Gain (dBi)	Polarization (H/V)
Middle	1552	-54.24	-13	-41.24	-64.07	-56.02	4.78	8.72	H
	2336	-52.76	-13	-39.76	-65.42	-55.22	5.89	10.50	H
	3114	-62.35	-13	-49.35	-78.73	-63.89	6.83	10.53	H
									H
									H
									H
	1552	-55.89	-13	-42.89	-65.61	-57.67	4.78	8.72	V
	2336	-44.14	-13	-31.14	-56.79	-46.60	5.89	10.50	V
	3114	-62.77	-13	-49.77	-78.84	-64.31	6.83	10.53	V
									V
									V
									V

Remark: Spurious emissions within 30-1000MHz were found more than 20dB below limit line.





**LTE Band 71**

LTE Band 71 / 10MHz / QPSK									
Channel	Frequency ( MHz )	ERP ( dBm )	Limit ( dBm )	Over Limit ( dB )	SPA Reading (dBm)	S.G. Power ( dBm )	TX Cable loss ( dB )	TX Antenna Gain (dBi)	Polarization (H/V)
Lowest	1328	-38.66	-13	-25.66	-48.32	-41.65	4.08	7.07	H
	1992	-34.82	-13	-21.82	-46.29	-39.33	5.42	9.93	H
	3320	-54.95	-13	-41.95	-71.48	-59.03	7.06	11.14	H
									H
									H
									H
	1328	-41.37	-13	-28.37	-50.74	-44.36	4.08	7.07	V
	1992	-42.97	-13	-29.97	-54.5	-47.48	5.42	9.93	V
	3320	-59.88	-13	-46.88	-76.16	-63.96	7.06	11.14	V
									V
									V
									V
Middle	1344	-44.10	-13	-31.10	-53.76	-47.17	4.09	7.16	H
	2024	-37.63	-13	-24.63	-49.26	-41.92	5.46	9.76	H
	3368	-53.44	-13	-40.44	-69.89	-57.57	7.11	11.24	H
									H
									H
									H
	1344	-44.28	-13	-31.28	-53.68	-47.35	4.09	7.16	V
	2024	-42.50	-13	-29.50	-54.17	-46.79	5.46	9.76	V
	3368	-57.67	-13	-44.67	-73.87	-61.80	7.11	11.24	V
									V
									V
									V



Highest	1328	-39.68	-13	-26.68	-49.34	-42.67	4.08	7.07	H
	1992	-32.28	-13	-19.28	-43.75	-36.79	5.42	9.93	H
	3320	-52.68	-13	-39.68	-69.21	-56.76	7.06	11.14	H
									H
									H
									H
	1328	-39.31	-13	-26.31	-48.68	-42.30	4.08	7.07	V
	1992	-37.82	-13	-24.82	-49.35	-42.33	5.42	9.93	V
	3320	-55.33	-13	-42.33	-71.61	-59.41	7.06	11.14	V
									V
									V
									V

Remark: Spurious emissions within 30-1000MHz were found more than 20dB below limit line.



**LTE Band 7**

LTE Band 7 / 20MHz / QPSK									
Channel	Frequency ( MHz )	EIRP ( dBm )	Limit ( dBm )	Over Limit ( dB )	SPA Reading (dBm)	S.G. Power ( dBm )	TX Cable loss ( dB )	TX Antenna Gain (dBi)	Polarization (H/V)
Lowest	5004	-42.43	-25	-17.43	-64.07	-44.92	8.71	11.20	H
	7500	-52.51	-25	-27.51	-78.86	-53.26	10.75	11.50	H
	10008	-53.22	-25	-28.22	-81.76	-51.72	12.46	10.96	H
									H
									H
									H
	5004	-39.41	-25	-14.41	-61.02	-41.90	8.71	11.20	V
	7500	-48.81	-25	-23.81	-75.36	-49.56	10.75	11.50	V
	10008	-53.93	-25	-28.93	-81.55	-52.43	12.46	10.96	V
									V
									V
									V
Middle	5064	-41.96	-25	-16.96	-63.67	-44.45	8.77	11.26	H
	7590	-51.48	-25	-26.48	-77.95	-52.36	10.82	11.70	H
	10134	-52.91	-25	-27.91	-81.51	-51.92	12.56	11.57	H
									H
									H
									H
	5064	-37.46	-25	-12.46	-59.14	-39.95	8.77	11.26	V
	7590	-50.28	-25	-25.28	-77.04	-51.16	10.82	11.70	V
	10134	-53.93	-25	-28.93	-81.66	-52.94	12.56	11.57	V
									V
									V
									V



Highest	5124	-39.23	-25	-14.23	-61.01	-41.96	8.82	11.54	H
	7680	-47.52	-25	-22.52	-74.18	-48.12	10.88	11.48	H
	10242	-53.25	-25	-28.25	-81.89	-52.19	12.64	11.58	H
									H
									H
									H
	5124	-34.44	-25	-9.44	-56.17	-37.17	8.82	11.54	V
	7680	-47.63	-25	-22.63	-74.52	-48.23	10.88	11.48	V
	10242	-51.16	-25	-26.16	-78.97	-50.10	12.64	11.58	V
									V
									V
									V

Remark: Spurious emissions within 30-1000MHz were found more than 20dB below limit line.



**LTE Band 7C**

LTE Band 7 / 20MHz+20MHz / QPSK									
Channel	Frequency ( MHz )	EIRP ( dBm )	Limit ( dBm )	Over Limit ( dB )	SPA Reading (dBm)	S.G. Power ( dBm )	TX Cable loss ( dB )	TX Antenna Gain (dBi)	Polarization (H/V)
Lowest	5040	-41.41	-25	-16.41	-63.09	-43.87	8.74	11.20	H
	7560	-53.40	-25	-28.40	-79.83	-54.31	10.79	11.70	H
	10080	-52.89	-25	-27.89	-81.47	-51.84	12.51	11.46	H
									H
									H
									H
	5040	-40.12	-25	-15.12	-61.77	-42.58	8.74	11.20	V
	7560	-50.70	-25	-25.70	-77.39	-51.61	10.79	11.70	V
	10080	-54.00	-25	-29.00	-81.69	-52.95	12.51	11.46	V
									V
									V
									V
Middle	5070	-38.73	-25	-13.73	-60.44	-41.24	8.77	11.28	H
	7602	-51.45	-25	-26.45	-70.95	-52.32	10.83	11.70	H
	10134	-53.02	-25	-28.02	-81.62	-52.03	12.56	11.57	H
									H
									H
									H
	5070	-32.00	-25	-7.00	-53.67	-34.51	8.77	11.28	V
	7602	-45.20	-25	-20.20	-71.99	-46.07	10.83	11.70	V
	10134	-53.92	-25	-28.92	-81.65	-52.93	12.56	11.57	V
									V
									V
									V



Highest	5100	-38.63	-25	-13.63	-60.37	-41.23	8.80	11.40	H
	7650	-49.27	-25	-24.27	-75.87	-50.01	10.86	11.60	H
	10200	-52.86	-25	-27.86	-81.49	-51.75	12.61	11.50	H
									H
									H
									H
	5100	-34.83	-25	-9.83	-56.53	-37.43	8.80	11.40	V
	7650	-45.99	-25	-20.99	-72.85	-46.73	10.86	11.60	V
	10200	-53.38	-25	-28.38	-81.16	-52.27	12.61	11.50	V
									V
									V
									V

Remark: Spurious emissions within 30-1000MHz were found more than 20dB below limit line.



**LTE Band 41 HPUE**

LTE Band 41 / 10MHz / QPSK									
Channel	Frequency ( MHz )	EIRP ( dBm )	Limit ( dBm )	Over Limit ( dB )	SPA Reading (dBm)	S.G. Power ( dBm )	TX Cable loss ( dB )	TX Antenna Gain (dBi)	Polarization (H/V)
Lowest	5004	-42.15	-25	-17.15	-63.79	-44.64	8.71	11.20	H
	7500	-50.90	-25	-25.90	-77.25	-51.65	10.75	11.50	H
	12510	-51.66	-25	-26.66	-81.14	-50.77	13.99	13.10	H
									H
									H
									H
	5004	-38.90	-25	-13.90	-60.5	-41.39	8.71	11.20	V
	7500	-46.33	-25	-21.33	-72.88	-47.08	10.75	11.50	V
	12510	-48.49	-25	-23.49	-77.43	-47.60	13.99	13.10	V
									V
									V
									V
Middle	5178	-31.77	-25	-6.77	-53.62	-34.72	8.86	11.81	H
	7764	-44.69	-25	-19.69	-71.53	-45.04	10.95	11.30	H
	12942	-51.61	-25	-26.61	-82.25	-50.29	14.22	12.90	H
									H
									H
									H
	5178	-29.31	-25	-4.31	-50.09	-32.26	8.86	11.81	V
	7764	-43.76	-25	-18.76	-70.76	-44.11	10.95	11.30	V
	12942	-47.99	-25	-22.99	-77.97	-46.67	14.22	12.90	V
									V
									V
									V



Highest	5364	-31.49	-25	-6.49	-52.59	-34.67	9.02	12.20	H
	8040	-42.12	-25	-17.12	-69.17	-42.27	11.15	11.30	H
	13410	-51.18	-25	-26.18	-82.31	-49.60	14.49	12.91	H
	16092	-51.96	-25	-26.96	-82.75	-52.30	16.02	16.36	H
									H
									H
	5364	-27.66	-25	-2.66	-48.6	-30.84	9.02	12.20	V
	8040	-38.28	-25	-13.28	-65.44	-38.43	11.15	11.30	V
	13410	-48.00	-25	-23.00	-78.83	-46.42	14.49	12.91	V
	16092	-48.74	-25	-23.74	-79.27	-49.08	16.02	16.36	V
									V
									V

Remark: Spurious emissions within 30-1000MHz were found more than 20dB below limit line.





LTE Band 41C

LTE Band 41C / 20MHz+20MHz / QPSK									
Channel	Frequency ( MHz )	EIRP ( dBm )	Limit ( dBm )	Over Limit ( dB )	SPA Reading (dBm)	S.G. Power ( dBm )	TX Cable loss ( dB )	TX Antenna Gain (dBi)	Polarization (H/V)
Lowest	5028	-42.55	-25	-17.55	-64.21	-45.02	8.73	11.20	H
	7542	-52.37	-25	-27.37	-78.79	-53.26	10.78	11.67	H
	10056	-53.18	-25	-28.18	-81.75	-51.98	12.49	11.29	H
									H
									H
									H
	5028	-38.77	-25	-13.77	-60.4	-41.24	8.73	11.20	V
	7542	-50.38	-25	-25.38	-77.05	-51.27	10.78	11.67	V
	10056	-53.85	-25	-28.85	-81.52	-52.65	12.49	11.29	V
									V
									V
									V
Middle	5184	-36.64	-25	-11.64	-58.49	-39.61	8.87	11.84	H
	7776	-49.13	-25	-24.13	-76	-49.48	10.95	11.30	H
	10368	-52.76	-25	-27.76	-81.47	-51.78	12.74	11.77	H
									H
									H
									H
	5184	-31.48	-25	-6.48	-53.26	-34.45	8.87	11.84	V
	7776	-48.20	-25	-23.20	-75.22	-48.55	10.95	11.30	V
	10368	-53.54	-25	-28.54	-81.47	-52.56	12.74	11.77	V
									V
									V
									V



Highest	5340	-34.51	-25	-9.51	-56.59	-37.67	9.00	12.16	H
	8010	-42.13	-25	-17.13	-69.2	-42.30	11.13	11.30	H
	10680	-52.58	-25	-27.58	-81.59	-51.20	12.94	11.56	H
									H
									H
									H
	5340	-32.89	-25	-7.89	-54.81	-36.05	9.00	12.16	V
	8010	-42.60	-25	-17.60	-69.7	-42.77	11.13	11.30	V
	10680	-53.14	-25	-28.14	-81.53	-51.76	12.94	11.56	V
									V
									V
									V

Remark: Spurious emissions within 30-1000MHz were found more than 20dB below limit line.



LTE Band 66

LTE Band 66 / 10MHz / QPSK									
Channel	Frequency ( MHz )	EIRP ( dBm )	Limit ( dBm )	Over Limit ( dB )	SPA Reading (dBm)	S.G. Power ( dBm )	TX Cable loss ( dB )	TX Antenna Gain (dBi)	Polarization (H/V)
Lowest	3420	-56.97	-13	-43.97	-74.24	-61.27	7.16	11.46	H
	5130	-49.73	-13	-36.73	-71.51	-52.49	8.82	11.58	H
	6840	-56.78	-13	-43.78	-82.04	-57.71	10.25	11.18	H
	8556	-53.93	-13	-40.93	-81.1	-53.55	11.50	11.11	H
	10260	-50.43	-13	-37.43	-79.09	-49.39	12.66	11.62	H
	11971.5	-49.87	-13	-36.87	-79.28	-49.03	13.74	12.90	H
	3420	-57.60	-13	-44.60	-74.67	-61.90	7.16	11.46	V
	5130	-44.98	-13	-31.98	-66.71	-47.74	8.82	11.58	V
	6840	-55.13	-13	-42.13	-81.21	-56.06	10.25	11.18	V
	8556	-52.55	-13	-39.55	-79.76	-52.17	11.50	11.11	V
	10260	-47.53	-13	-34.53	-75.36	-46.49	12.66	11.62	V
	11971.5	-43.07	-13	-30.07	-71.97	-42.23	13.74	12.90	V
Middle	3480	-59.83	-13	-46.83	-77.13	-64.42	7.23	11.82	H
	5220	-50.57	-13	-37.57	-72.47	-53.61	8.90	11.94	H
	6960	-55.87	-13	-42.87	-81.26	-57.00	10.35	11.48	H
	12181.5	-47.78	-13	-34.78	-77.21	-46.72	13.84	12.78	H
									H
									H
	3480	-57.09	-13	-44.09	-74.36	-61.68	7.23	11.82	V
	5220	-44.04	-13	-31.04	-65.86	-47.08	8.90	11.94	V
	6960	-52.86	-13	-39.86	-79.01	-53.99	10.35	11.48	V
	12181.5	-44.08	-13	-31.08	-72.98	-43.02	13.84	12.78	V
									V
									V



Highest	3540	-59.38	-13	-46.38	-76.89	-63.98	7.30	11.90	H
	5310	-52.37	-13	-39.37	-74.4	-55.43	8.98	12.04	H
	7080	-53.75	-13	-40.75	-79.58	-54.39	10.44	11.08	H
									H
									H
									H
	3540	-56.10	-13	-43.10	-73.41	-60.70	7.30	11.90	V
	5310	-49.58	-13	-36.58	-71.47	-52.64	8.98	12.04	V
	7080	-51.14	-13	-38.14	-77.62	-51.78	10.44	11.08	V
									V
									V
									V

Remark: Spurious emissions within 30-1000MHz were found more than 20dB below limit line.



**LTE Band 66B**

LTE Band 66B / 15MHz+5MHz / QPSK									
Channel	Frequency ( MHz )	EIRP ( dBm )	Limit ( dBm )	Over Limit ( dB )	SPA Reading (dBm)	S.G. Power ( dBm )	TX Cable loss ( dB )	TX Antenna Gain (dBi)	Polarization (H/V)
Lowest	3450	-60.37	-13	-47.37	-77.66	-64.87	7.20	11.70	H
	5172	-56.30	-13	-43.30	-78.14	-59.23	8.86	11.79	H
	6870	-56.83	-13	-43.83	-82.13	-57.83	10.28	11.28	H
	12076.5	-52.04	-13	-39.04	-81.48	-50.99	13.79	12.75	H
									H
									H
	3450	-61.09	-13	-48.09	-78.27	-65.59	7.20	11.70	V
	5172	-54.20	-13	-41.20	-75.98	-57.13	8.86	11.79	V
	6870	-54.52	-13	-41.52	-80.62	-55.52	10.28	11.28	V
	12076.5	-61.94	-13	-48.94	-77.85	-60.89	13.79	12.75	V
									V
									V
Middle	3522	-60.46	-13	-47.46	-77.88	-65.08	7.28	11.90	H
	5280	-57.58	-13	-44.58	-79.56	-60.63	8.95	12.00	H
	7038	-54.96	-13	-41.96	-80.59	-55.80	10.41	11.25	H
									H
									H
									H
	3522	-58.40	-13	-45.40	-75.72	-63.02	7.28	11.90	V
	5280	-55.05	-13	-42.05	-76.92	-58.10	8.95	12.00	V
	7038	-52.22	-13	-39.22	-78.55	-53.06	10.41	11.25	V
									V
									V
									V



Highest	3552	-60.03	-13	-47.03	-77.6	-64.62	7.31	11.90	H
	5322	-53.97	-13	-40.97	-76.01	-57.07	8.99	12.09	H
	7104	-55.83	-13	-42.83	-81.77	-56.35	10.46	10.98	H
	14197.5	-50.41	-13	-37.41	-80.93	-48.73	14.98	13.30	H
									H
									H
	3552	-59.05	-13	-46.05	-76.35	-63.64	7.31	11.90	V
	5322	-50.57	-13	-37.57	-72.47	-53.67	8.99	12.09	V
	7104	-52.23	-13	-39.23	-78.78	-52.75	10.46	10.98	V
	14197.5	-47.25	-13	-34.25	-78.15	-45.57	14.98	13.30	V
									V
									V

Remark: Spurious emissions within 30-1000MHz were found more than 20dB below limit line.



LTE Band 66C

LTE Band 66C / 20MHz+20MHz / QPSK										
Channel	Frequency ( MHz )	EIRP ( dBm )	Limit ( dBm )	Over Limit ( dB )	SPA Reading (dBm)	S.G. Power ( dBm )	TX Cable loss ( dB )	TX Antenna Gain (dBi)	Polarization (H/V)	
Lowest	3456	-59.61	-13	-46.61	-76.9	-64.13	7.20	11.72	H	
	5190	-55.15	-13	-42.15	-77.01	-58.14	8.87	11.86	H	
	6918	-56.48	-13	-43.48	-81.82	-57.60	10.31	11.44	H	
	10375.5	-52.97	-13	-39.97	-81.68	-51.99	12.75	11.78	H	
	12108	-51.90	-13	-38.90	-81.34	-50.80	13.81	12.71	H	
										H
	3456	-58.34	-13	-45.34	-75.54	-62.86	7.20	11.72	V	
	5190	-50.22	-13	-37.22	-72.01	-53.21	8.87	11.86	V	
	6918	-51.73	-13	-38.73	-77.86	-52.85	10.31	11.44	V	
	10375.5	-50.07	-13	-37.07	-78	-49.09	12.75	11.78	V	
	12108	-50.10	-13	-37.10	-79	-49.00	13.81	12.71	V	
										V
Middle	3510	-61.44	-13	-48.44	-78.8	-66.08	7.26	11.90	H	
	5262	-55.69	-13	-42.69	-77.66	-58.75	8.94	12.00	H	
	10522.5	-52.75	-13	-39.75	-81.55	-51.69	12.86	11.80	H	
										H
										H
										H
	3510	-58.20	-13	-45.20	-75.52	-62.84	7.26	11.90	V	
	5262	-50.29	-13	-37.29	-72.15	-53.35	8.94	12.00	V	
	10522.5	-51.42	-13	-38.42	-79.49	-50.36	12.86	11.80	V	
										V
										V
										V



Highest	3516	-61.75	-13	-48.75	-79.14	-66.38	7.27	11.90	H
	5280	-53.14	-13	-40.14	-75.12	-56.19	8.95	12.00	H
	7038	-55.76	-13	-42.76	-81.39	-56.60	10.41	11.25	H
									H
									H
									H
	3516	-55.23	-13	-42.23	-76.19	-59.86	7.27	11.90	V
	5280	-49.49	-13	-36.49	-73.41	-52.54	8.95	12.00	V
	7038	-54.26	-13	-41.26	-80.43	-55.10	10.41	11.25	V
									V
									V
									V

Remark: Spurious emissions within 30-1000MHz were found more than 20dB below limit line.