


FCC SAR TEST REPORT

FCC ID : PU5-TP00127BLF
Equipment : Notebook Computer
Brand Name : Lenovo
Model Name : TP00127B
Applicant : Wistron Corporation
21F, No. 88, Sec. 1, Hsin Tai Wu Rd., Hsichih
Dist, New Taipei City 221, Taiwan
Manufacturer : Lenovo PC HK Limited.
23/F, Lincoln House, Taikoo Place, 979
King's Road, Quarry Bay, Hong Kong, China
Standard : FCC 47 CFR Part 2 (2.1093)

Equipment: Fibocom L860-GL-16 and Intel AX211D2W tested inside of Lenovo Notebook Computer.

The product was received on Nov. 11, 2021 and testing was started from Nov. 26, 2021 and completed on Feb. 22, 2022. We, SPORTON INTERNATIONAL INC., would like to declare that the tested sample provide by manufacturer and the test data has been evaluated in accordance with the test procedures given in 47 CFR Part 2.1093 and FCC KDB and has been pass the FCC requirement.

The test results in this report apply exclusively to the tested model / sample. Without written approval of SPORTON INTERNATIONAL INC. EMC & Wireless Communications Laboratory, the test report shall not be reproduced except in full.



Approved by: Cona Huang / Deputy Manager



Sporton International Inc. EMC & Wireless Communications Laboratory



Table of Contents

- 1. Statement of Compliance 4**
- 2. Guidance Applied..... 4**
- 3. Equipment Under Test (EUT) Information..... 5**
 - 3.1 General Information 5
 - 3.2 General LTE SAR Test and Reporting Considerations 6
- 4. Proximity Sensor Triggering Test.....10**
- 5. RF Exposure Limits.....17**
 - 5.1 Uncontrolled Environment.....17
 - 5.2 Controlled Environment.....17
- 6. Specific Absorption Rate (SAR).....18**
 - 6.1 Introduction18
 - 6.2 SAR Definition.....18
- 7. System Description and Setup19**
 - 7.1 Test Site Location.....19
 - 7.2 E-Field Probe20
 - 7.3 Data Acquisition Electronics (DAE)20
 - 7.4 Phantom.....21
 - 7.5 Device Holder.....22
- 8. Measurement Procedures23**
 - 8.1 Spatial Peak SAR Evaluation.....23
 - 8.2 Power Reference Measurement.....24
 - 8.3 Area Scan24
 - 8.4 Zoom Scan.....25
 - 8.5 Volume Scan Procedures.....25
 - 8.6 Power Drift Monitoring.....25
- 9. Test Equipment List26**
- 10. System Verification27**
 - 10.1 Tissue Verification27
 - 10.2 System Performance Check Results.....28
- 11. RF Exposure Positions28**
 - 11.1 SAR Testing for Tablet28
- 12. UMTS/LTE Output Power (Unit: dBm)29**
- 13. SAR Test Results103**
 - 13.1 Body SAR104
 - 13.2 Repeated SAR Measurement112
 - 13.3 LTE Band 41 Power Class 2 and Power Class 3 Linearity112
- 14. Simultaneous Transmission Analysis113**
 - 14.1 Body Exposure Conditions113
- 15. Uncertainty Assessment114**
- 16. References114**
- Appendix A. Plots of System Performance Check**
- Appendix B. Plots of High SAR Measurement**
- Appendix C. DASY Calibration Certificate**
- Appendix D. Test Setup Photos**



History of this test report

Report No.	Version	Description	Issued Date
FA1N1847	01	Initial issue of report	Mar. 07, 2022



1. Statement of Compliance

The maximum results of Specific Absorption Rate (SAR) found during testing for Wistron Corporation, Notebook Computer, TP00127B, are as follows.

Table with columns: Equipment Class, Frequency Band, Highest SAR Summary (Body, 1g SAR (W/kg)), Highest Simultaneous Transmission (1g SAR (W/kg)). Includes rows for WCDMA and LTE bands, and a Date of Testing row.

Sporton Lab is accredited to ISO 17025 by Taiwan Accreditation Foundation (TAF code: 1190) and the FCC designation No. TW1190 under the FCC 2.948(e) by Mutual Recognition Agreement (MRA) in FCC test. This device is in compliance with Specific Absorption Rate (SAR) for general population/uncontrolled exposure limits (1.6 W/kg for Partial-Body 1g SAR) specified in FCC 47 CFR part 2 (2.1093) and ANSI/IEEE C95.1-1992, and had been tested in accordance with the measurement methods and procedures specified in IEEE 1528-2013 and FCC KDB publications.

Reviewed by: Jason Wang
Report Producer: Paula Chen

2. Guidance Applied

The Specific Absorption Rate (SAR) testing specification, method, and procedure for this device is in accordance with the following standards, the below KDB standard may not including in the TAF code without accreditation.

- FCC 47 CFR Part 2 (2.1093)
ANSI/IEEE C95.1-1992
IEEE 1528-2013
FCC KDB 865664 D01 SAR Measurement 100 MHz to 6 GHz v01r04
FCC KDB 865664 D02 SAR Reporting v01r02
FCC KDB 447498 D01 General RF Exposure Guidance v06
FCC KDB 616217 D04 SAR for laptop and tablets v01r02
FCC KDB 941225 D01 3G SAR Procedures v03r01
FCC KDB 941225 D05 SAR for LTE Devices v02r05
FCC KDB 941225 D05A Rel.10 LTE SAR Test Guidance v01r02



3. Equipment Under Test (EUT) Information

3.1 General Information

Product Feature & Specification	
Equipment Name	Notebook Computer
Brand Name	Lenovo
Model Name	TP00127B
FCC ID	PU5-TP00127BLF
Integrated WWAN Module	Brand Name: Fibocom Model Name: L860-GL-16
Wireless Technology and Frequency Range	WCDMA Band II: 1850 MHz ~ 1910 MHz WCDMA Band IV: 1710 MHz ~ 1755 MHz WCDMA Band V: 824 MHz ~ 849 MHz LTE Band 2: 1850 MHz ~ 1910 MHz LTE Band 4: 1710 MHz ~ 1755 MHz LTE Band 5: 824 MHz ~ 849 MHz LTE Band 7: 2500 MHz ~ 2570 MHz LTE Band 12: 699 MHz ~ 716 MHz LTE Band 13: 777 MHz ~ 787 MHz LTE Band 14: 788 MHz ~ 798 MHz LTE Band 17: 704 MHz ~ 716 MHz LTE Band 25: 1850 MHz ~ 1915 MHz LTE Band 26: 814 MHz ~ 849 MHz LTE Band 30: 2305 MHz ~ 2315 MHz LTE Band 38: 2570 MHz ~ 2620 MHz LTE Band 41: 2496 MHz ~ 2690 MHz LTE Band 48: 3550 MHz ~ 3700 MHz LTE Band 66: 1710 MHz ~ 1780 MHz LTE Band 71: 663 MHz ~ 698 MHz
Mode	RMC 12.2Kbps HSDPA HSUPA DC-HSDPA LTE: QPSK, 16QAM, 64QAM
EUT Stage	Production Unit
Remark: 1. This device is convertible type notebook PC, and there are two mode as usage way, one is laptop mode, another is tablet mode. 2. This device has NFC operations, the NFC antenna is integrated into the device for this model, therefore, all SAR test were performed with the device which already incorporates the NFC antenna. A diagram showing the location of the antenna can be found in the operational description. 3. According to FCC KDB publication 447498 D01v06, transmitters are consider to be operating simultaneously when there is overlapping transmission, with the exception of transmission during network hand-offs with maximum hand-off duration less than 30 seconds.	

WLAN Module Information	
Integrated WLAN Module	Brand Name: Intel Model Name: AX211D2W
Integrated NFC Module	Brand Name: Foxconn Model Name: T77H747
Wireless Technology and Frequency Range	WLAN 2.4 GHz Band: 2400 MHz ~ 2483.5 MHz WLAN 5.2 GHz Band: 5150 MHz ~ 5250 MHz WLAN 5.3 GHz Band: 5250 MHz ~ 5350 MHz WLAN 5.6 GHz Band: 5470 MHz ~ 5725 MHz WLAN 5.8 GHz Band: 5725 MHz ~ 5850 MHz WLAN 6E: 5925 MHz ~ 6425 MHz, 6425 MHz ~ 6525 MHz, 6525 MHz ~ 6875 MHz, 6875 MHz ~ 7125 MHz Bluetooth: 2400 MHz ~ 2483.5 MHz NFC : 13.56 MHz
Mode	WLAN: 802.11a/b/g/n/ac/ax HT20/HT40/VHT20/VHT40/VHT80/VHT160/HE20/HE40/HE80/HE160 Bluetooth BR/EDR/LE NFC: ASK
Remark: 1. The Intel AX211D2W WLAN/BT module is integrated into this host, the WLAN2.4GHz/5GHz maximum output power is referenced from Intel SAR report, report no.: 211105-05.TR01 (FCC ID: PD9AX211D2); WLAN 6GHz maximum output power refers to report no.: 211105-05.TR02 (FCC ID: PD9AX211D2); the SAR results are also used to perform simultaneous transmission analysis.	



3.2 General LTE SAR Test and Reporting Considerations

Summarized necessary items addressed in KDB 941225 D05 v02r05																																																															
FCC ID	PU5-TP00127BLF																																																														
Equipment Name	Notebook Computer																																																														
Operating Frequency Range of each LTE transmission band	LTE Band 2: 1850 MHz ~ 1910 MHz LTE Band 4: 1710 MHz ~ 1755 MHz LTE Band 5: 824 MHz ~ 849 MHz LTE Band 7: 2500 MHz ~ 2570 MHz LTE Band 12: 699 MHz ~ 716 MHz LTE Band 13: 777 MHz ~ 787 MHz LTE Band 14: 788 MHz ~ 798 MHz LTE Band 17: 704 MHz ~ 716 MHz LTE Band 25: 1850 MHz ~ 1915 MHz LTE Band 26: 814 MHz ~ 849 MHz LTE Band 30: 2305 MHz ~ 2315 MHz LTE Band 38: 2570 MHz ~ 2620 MHz LTE Band 41: 2496 MHz ~ 2690 MHz LTE Band 48: 3550 MHz ~ 3700 MHz LTE Band 66: 1710 MHz ~ 1780 MHz LTE Band 71: 663 MHz ~ 698 MHz																																																														
Channel Bandwidth	LTE Band 2: 1.4MHz, 3MHz, 5MHz, 10MHz, 15MHz, 20MHz LTE Band 4: 1.4MHz, 3MHz, 5MHz, 10MHz, 15MHz, 20MHz LTE Band 5: 1.4MHz, 3MHz, 5MHz, 10MHz LTE Band 7: 5MHz, 10MHz, 15MHz, 20MHz LTE Band 12: 1.4MHz, 3MHz, 5MHz, 10MHz LTE Band 13: 5MHz, 10MHz LTE Band 14: 5MHz, 10MHz LTE Band 17: 5MHz, 10MHz LTE Band 25: 1.4MHz, 3MHz, 5MHz, 10MHz, 15MHz, 20MHz LTE Band 26: 1.4MHz, 3MHz, 5MHz, 10MHz, 15MHz LTE Band 30: 5MHz, 10MHz LTE Band 38: 5MHz, 10MHz, 15MHz, 20MHz LTE Band 41: 5MHz, 10MHz, 15MHz, 20MHz LTE Band 48: 5MHz, 10MHz, 15MHz, 20MHz LTE Band 66: 1.4MHz, 3MHz, 5MHz, 10MHz, 15MHz, 20MHz LTE Band 71: 5MHz, 10MHz, 15MHz, 20MHz																																																														
uplink modulations used	QPSK / 16QAM / 64QAM																																																														
LTE Voice / Data requirements	Data only																																																														
LTE MPR permanently built-in by design	<p align="center">Table 6.2.3-1: Maximum Power Reduction (MPR) for Power Class 1, 2 and 3</p> <table border="1"> <thead> <tr> <th rowspan="2">Modulation</th> <th colspan="6">Channel bandwidth / Transmission bandwidth (N_{RB})</th> <th rowspan="2">MPR (dB)</th> </tr> <tr> <th>1.4 MHz</th> <th>3.0 MHz</th> <th>5 MHz</th> <th>10 MHz</th> <th>15 MHz</th> <th>20 MHz</th> </tr> </thead> <tbody> <tr> <td>QPSK</td> <td>> 5</td> <td>> 4</td> <td>> 8</td> <td>> 12</td> <td>> 16</td> <td>> 18</td> <td>≤ 1</td> </tr> <tr> <td>16 QAM</td> <td>≤ 5</td> <td>≤ 4</td> <td>≤ 8</td> <td>≤ 12</td> <td>≤ 16</td> <td>≤ 18</td> <td>≤ 1</td> </tr> <tr> <td>16 QAM</td> <td>> 5</td> <td>> 4</td> <td>> 8</td> <td>> 12</td> <td>> 16</td> <td>> 18</td> <td>≤ 2</td> </tr> <tr> <td>64 QAM</td> <td>≤ 5</td> <td>≤ 4</td> <td>≤ 8</td> <td>≤ 12</td> <td>≤ 16</td> <td>≤ 18</td> <td>≤ 2</td> </tr> <tr> <td>64 QAM</td> <td>> 5</td> <td>> 4</td> <td>> 8</td> <td>> 12</td> <td>> 16</td> <td>> 18</td> <td>≤ 3</td> </tr> <tr> <td>256 QAM</td> <td colspan="6">≥ 1</td> <td>≤ 5</td> </tr> </tbody> </table>	Modulation	Channel bandwidth / Transmission bandwidth (N _{RB})						MPR (dB)	1.4 MHz	3.0 MHz	5 MHz	10 MHz	15 MHz	20 MHz	QPSK	> 5	> 4	> 8	> 12	> 16	> 18	≤ 1	16 QAM	≤ 5	≤ 4	≤ 8	≤ 12	≤ 16	≤ 18	≤ 1	16 QAM	> 5	> 4	> 8	> 12	> 16	> 18	≤ 2	64 QAM	≤ 5	≤ 4	≤ 8	≤ 12	≤ 16	≤ 18	≤ 2	64 QAM	> 5	> 4	> 8	> 12	> 16	> 18	≤ 3	256 QAM	≥ 1						≤ 5
Modulation	Channel bandwidth / Transmission bandwidth (N _{RB})						MPR (dB)																																																								
	1.4 MHz	3.0 MHz	5 MHz	10 MHz	15 MHz	20 MHz																																																									
QPSK	> 5	> 4	> 8	> 12	> 16	> 18	≤ 1																																																								
16 QAM	≤ 5	≤ 4	≤ 8	≤ 12	≤ 16	≤ 18	≤ 1																																																								
16 QAM	> 5	> 4	> 8	> 12	> 16	> 18	≤ 2																																																								
64 QAM	≤ 5	≤ 4	≤ 8	≤ 12	≤ 16	≤ 18	≤ 2																																																								
64 QAM	> 5	> 4	> 8	> 12	> 16	> 18	≤ 3																																																								
256 QAM	≥ 1						≤ 5																																																								
LTE A-MPR	In the base station simulator configuration, Network Setting value is set to NS_01 to disable A-MPR during SAR testing and the LTE SAR tests was transmitting on all TTI frames (Maximum TTI)																																																														
Spectrum plots for RB configuration	A properly configured base station simulator was used for the SAR and power measurement; therefore, spectrum plots for each RB allocation and offset configuration are not included in the SAR report.																																																														
Power reduction applied to satisfy SAR compliance	Yes, P-Sensor.																																																														
LTE Carrier Aggregation Combinations	Intra-Band possible combinations and the detail power measurement please referred to section 12																																																														
LTE Carrier Aggregation Additional Information	This device supports maximum of 5 carriers in the downlink and 2 carriers in the uplink. Additional following LTE Release features are not supported: Relay, HetNet, Enhanced MIMO, eICI, WiFi Offloading, MDH, eMBMA, Cross-Carrier Scheduling, Enhanced SC-FDMA.																																																														



Transmission (H, M, L) channel numbers and frequencies in each LTE band													
LTE Band 2													
	Bandwidth 1.4 MHz		Bandwidth 3 MHz		Bandwidth 5 MHz		Bandwidth 10 MHz		Bandwidth 15 MHz		Bandwidth 20 MHz		
	Ch. #	Freq. (MHz)	Ch. #	Freq. (MHz)	Ch. #	Freq. (MHz)	Ch. #	Freq. (MHz)	Ch. #	Freq. (MHz)	Ch. #	Freq. (MHz)	
L	18607	1850.7	18615	1851.5	18625	1852.5	18650	1855	18675	1857.5	18700	1860	
M	18900	1880	18900	1880	18900	1880	18900	1880	18900	1880	18900	1880	
H	19193	1909.3	19185	1908.5	19175	1907.5	19150	1905	19125	1902.5	19100	1900	
LTE Band 4													
	Bandwidth 1.4 MHz		Bandwidth 3 MHz		Bandwidth 5 MHz		Bandwidth 10 MHz		Bandwidth 15 MHz		Bandwidth 20 MHz		
	Ch. #	Freq. (MHz)	Ch. #	Freq. (MHz)	Ch. #	Freq. (MHz)	Ch. #	Freq. (MHz)	Ch. #	Freq. (MHz)	Ch. #	Freq. (MHz)	
L	19957	1710.7	19965	1711.5	19975	1712.5	20000	1715	20025	1717.5	20050	1720	
M	20175	1732.5	20175	1732.5	20175	1732.5	20175	1732.5	20175	1732.5	20175	1732.5	
H	20393	1754.3	20385	1753.5	20375	1752.5	20350	1750	20325	1747.5	20300	1745	
LTE Band 5													
	Bandwidth 1.4 MHz		Bandwidth 3 MHz		Bandwidth 5 MHz		Bandwidth 10 MHz		Bandwidth 15 MHz		Bandwidth 20 MHz		
	Ch. #	Freq. (MHz)	Ch. #	Freq. (MHz)	Ch. #	Freq. (MHz)	Ch. #	Freq. (MHz)	Ch. #	Freq. (MHz)	Ch. #	Freq. (MHz)	
L	20407	824.7	20415	825.5	20425	826.5	20450	829	20450	829	20450	829	
M	20525	836.5	20525	836.5	20525	836.5	20525	836.5	20525	836.5	20525	836.5	
H	20643	848.3	20635	847.5	20625	846.5	20600	844	20600	844	20600	844	
LTE Band 7													
	Bandwidth 5 MHz		Bandwidth 10 MHz		Bandwidth 15 MHz		Bandwidth 20 MHz		Bandwidth 15 MHz		Bandwidth 20 MHz		
	Ch. #	Freq. (MHz)	Ch. #	Freq. (MHz)	Ch. #	Freq. (MHz)	Ch. #	Freq. (MHz)	Ch. #	Freq. (MHz)	Ch. #	Freq. (MHz)	
L	20775	2502.5	20800	2505	20825	2507.5	20850	2510	20850	2510	20850	2510	
M	21100	2535	21100	2535	21100	2535	21100	2535	21100	2535	21100	2535	
H	21425	2567.5	21400	2565	21375	2562.5	21350	2560	21350	2560	21350	2560	
LTE Band 12													
	Bandwidth 1.4 MHz		Bandwidth 3 MHz		Bandwidth 5 MHz		Bandwidth 10 MHz		Bandwidth 15 MHz		Bandwidth 20 MHz		
	Ch. #	Freq. (MHz)	Ch. #	Freq. (MHz)	Ch. #	Freq. (MHz)	Ch. #	Freq. (MHz)	Ch. #	Freq. (MHz)	Ch. #	Freq. (MHz)	
L	23017	699.7	23025	700.5	23035	701.5	23060	704	23060	704	23060	704	
M	23095	707.5	23095	707.5	23095	707.5	23095	707.5	23095	707.5	23095	707.5	
H	23173	715.3	23165	714.5	23155	713.5	23130	711	23130	711	23130	711	
LTE Band 13													
	Bandwidth 5 MHz				Bandwidth 10 MHz				Bandwidth 15 MHz				Bandwidth 20 MHz
	Channel #		Freq.(MHz)		Channel #		Freq.(MHz)		Channel #		Freq.(MHz)		Channel #
L	23205		779.5		23230		782		23255		784.5		23230
M	23230		782		23230		782		23255		784.5		23230
H	23255		784.5		23230		782		23255		784.5		23230
LTE Band 14													
	Bandwidth 5 MHz				Bandwidth 10 MHz				Bandwidth 15 MHz				Bandwidth 20 MHz
	Channel #		Channel #		Channel #		Freq.(MHz)		Channel #		Freq.(MHz)		Channel #
L	23305		790.5		23330		793		23355		795.5		23330
M	23330		793		23330		793		23355		795.5		23330
H	23355		795.5		23330		793		23355		795.5		23330
LTE Band 17													
	Bandwidth 5 MHz				Bandwidth 10 MHz				Bandwidth 15 MHz				Bandwidth 20 MHz
	Channel #		Freq.(MHz)		Channel #		Freq. (MHz)		Channel #		Freq. (MHz)		Channel #
L	23755		706.5		23780		709		23800		711		23780
M	23790		710		23790		710		23800		711		23790
H	23825		713.5		23800		711		23800		711		23800



LTE Band 25												
	Bandwidth 1.4 MHz		Bandwidth 3 MHz		Bandwidth 5 MHz		Bandwidth 10 MHz		Bandwidth 15 MHz		Bandwidth 20 MHz	
	Ch. #	Freq. (MHz)	Ch. #	Freq. (MHz)	Ch. #	Freq. (MHz)	Ch. #	Freq. (MHz)	Ch. #	Freq. (MHz)	Ch. #	Freq. (MHz)
L	26047	1850.7	26055	1851.5	26065	1852.5	26090	1855	26115	1857.5	26140	1860
M	26340	1880	26340	1880	26340	1880	26340	1880	26340	1880	26340	1880
H	26683	1914.3	26675	1913.5	26665	1912.5	26640	1910	26615	1907.5	26590	1905
LTE Band 26												
	Bandwidth 1.4 MHz		Bandwidth 3 MHz		Bandwidth 5 MHz		Bandwidth 10 MHz		Bandwidth 15 MHz			
	Ch. #	Freq. (MHz)	Ch. #	Freq. (MHz)	Ch. #	Freq. (MHz)	Ch. #	Freq. (MHz)	Ch. #	Freq. (MHz)	Ch. #	Freq. (MHz)
L	26697	814.7	26705	815.5	26715	816.5	26740	819	26765	821.5		
M	26865	831.5	26865	831.5	26865	831.5	26865	831.5	26865	831.5	26865	831.5
H	27033	848.3	27025	847.5	27015	846.5	26990	844	26965	841.5		
LTE Band 30												
	Bandwidth 5 MHz				Bandwidth 10 MHz							
	Channel #		Freq.(MHz)		Channel #		Freq.(MHz)					
L	27685		2307.5		27710		2310					
M	27710		2310									
H	27735		2312.5									
LTE Band 38												
	Bandwidth 5 MHz		Bandwidth 10 MHz		Bandwidth 15 MHz		Bandwidth 20 MHz					
	Ch. #	Freq. (MHz)	Ch. #	Freq. (MHz)	Ch. #	Freq. (MHz)	Ch. #	Freq. (MHz)	Ch. #	Freq. (MHz)	Ch. #	Freq. (MHz)
L	37775	2572.5	37800	2575	37825	2577.5	37850	2580				
M	38000	2595	38000	2595	38000	2595	38000	2595				
H	38225	2617.5	38200	2615	38175	2612.5	38150	2610				
LTE Band 41												
	Bandwidth 5 MHz		Bandwidth 10 MHz		Bandwidth 15 MHz		Bandwidth 20 MHz					
	Ch. #	Freq. (MHz)	Ch. #	Freq. (MHz)	Ch. #	Freq. (MHz)	Ch. #	Freq. (MHz)	Ch. #	Freq. (MHz)	Ch. #	Freq. (MHz)
L	39675	2498.5	39700	2501	39725	2503.5	39750	2506				
L	40148	2545.8	40160	2547	40173	2548.3	40185	2549.5				
M	40620	2593	40620	2593	40620	2593	40620	2593				
H	41093	2640.3	41080	2639	41068	2637.8	41055	2636.5				
H	41565	2687.5	41540	2685	41515	2682.5	41490	2680				



LTE Band 48												
	Bandwidth 5 MHz		Bandwidth 10 MHz		Bandwidth 15 MHz		Bandwidth 20 MHz					
	Ch. #	Freq. (MHz)	Ch. #	Freq. (MHz)	Ch. #	Freq. (MHz)	Ch. #	Freq. (MHz)	Ch. #	Freq. (MHz)	Ch. #	Freq. (MHz)
L	55265	3552.5	55290	3555	55315	3557.5	55340	3560				
L	55810	3607	55815	3607.5	55820	3608	55830	3609				
M	56170	3643	56165	3642.5	56160	3642	56150	3641				
H	56715	3697.5	56690	3695	56665	3692.5	56640	3690				
LTE Band 66												
	Bandwidth 1.4 MHz		Bandwidth 3 MHz		Bandwidth 5 MHz		Bandwidth 10 MHz		Bandwidth 15 MHz		Bandwidth 20 MHz	
	Ch. #	Freq. (MHz)	Ch. #	Freq. (MHz)	Ch. #	Freq. (MHz)	Ch. #	Freq. (MHz)	Ch. #	Freq. (MHz)	Ch. #	Freq. (MHz)
L	131979	1710.7	131987	1711.5	131997	1712.5	132022	1715	132047	1717.5	132072	1720
M	132322	1745	132322	1745	132322	1745	132322	1745	132322	1745	132322	1745
H	132665	1779.3	132657	1778.5	132647	1777.5	132622	1775	132597	1772.5	132572	1770
LTE Band 71												
	Bandwidth 5 MHz		Bandwidth 10 MHz		Bandwidth 15 MHz		Bandwidth 20 MHz					
	Ch. #	Freq. (MHz)	Ch. #	Freq. (MHz)	Ch. #	Freq. (MHz)	Ch. #	Freq. (MHz)	Ch. #	Freq. (MHz)	Ch. #	Freq. (MHz)
L	133147	665.5	133172	668	133197	670.5	133222	673				
M	133297	680.5	133297	680.5	133297	680.5	133297	680.5				
H	133447	695.5	133422	693	133397	690.5	133372	688				

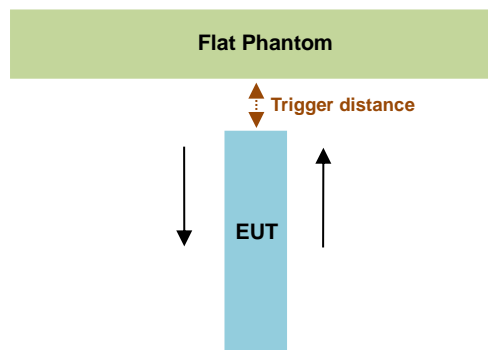
4. Proximity Sensor Triggering Test

<Proximity Sensor Triggering Distance (KDB 616217 D04 section 6.2)>:

For the device is fully integrated, touch sensing capacitive sensor. It uses a charge transfer capacitive acquisition method that is capable of near range proximity detection. In this device offers a state of the art capacitive sensing engine with an embedded sampling capacitor and voltage regulator allowing the overall solution cost to be reduced and improving system immunity in noisy environments.

Proximity sensor triggering distance testing was performed according to the procedures outlined in KDB 616217 D04 section 6.2, and EUT moving further away from the flat phantom and EUT moving toward the flat phantom were both assessed. The details are illustrated as following, and the shortest triggering distances were reported and used for SAR assessment.

In the preliminary triggering distance testing, the tissue-equivalent medium for different frequency bands were used for verification; no other frequency bands tissue-equivalent medium was found to result in shortest triggering distance than that for 1900MHz, and the tissue-equivalent medium for 1900MHz was used for formal proximity sensor triggering testing.



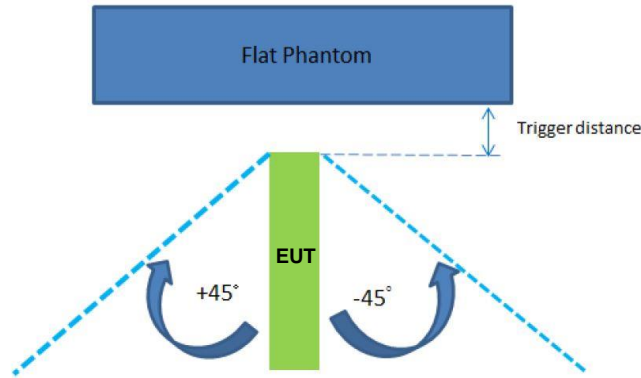
Proximity Sensor Triggering Distance (mm)								
Position	Bottom of Laptop		Bottom Face		Edge 1		Edge 4	
Minimum	Moving toward	Moving away	Moving toward	Moving away	Moving toward	Moving away	Moving toward	Moving away
	20	18	22	21	19	14	20	25

<Proximity Sensor Triggering Coverage (KDB 616217 D04 section 6.3)>:

Since the antenna and sensor are collocated and all of the peak SAR location is overlapping with the sensor pad for this device, therefore, According to KDB 616217 section 6.3, these procedures do not apply and are not required for this device. Due to the antenna and sensor are collocated and the peak SAR location is overlapping with the sensor on this device.

<Tablet Tilt angle influences to proximity sensor triggering (KDB 616217 D04 section 6.4)>:

The influence of table tilt angles to proximity sensor triggering was determined by positioning each tablet edge that contains a transmitting antenna, perpendicular to the flat phantom, at above separation distance. Rotating the tablet around the edge next to the phantom in $\leq 10^\circ$ increments until the tablet is $\pm 45^\circ$ from the vertical position at 0° , and the maximum output power remains in the reduced mode.



The Sensor Trigger Distance (mm)				
Position	Edge 1		Edge 4	
	+45	-45	+45	-45
Minimum	20	16	16	27

Proximity sensor power reduction

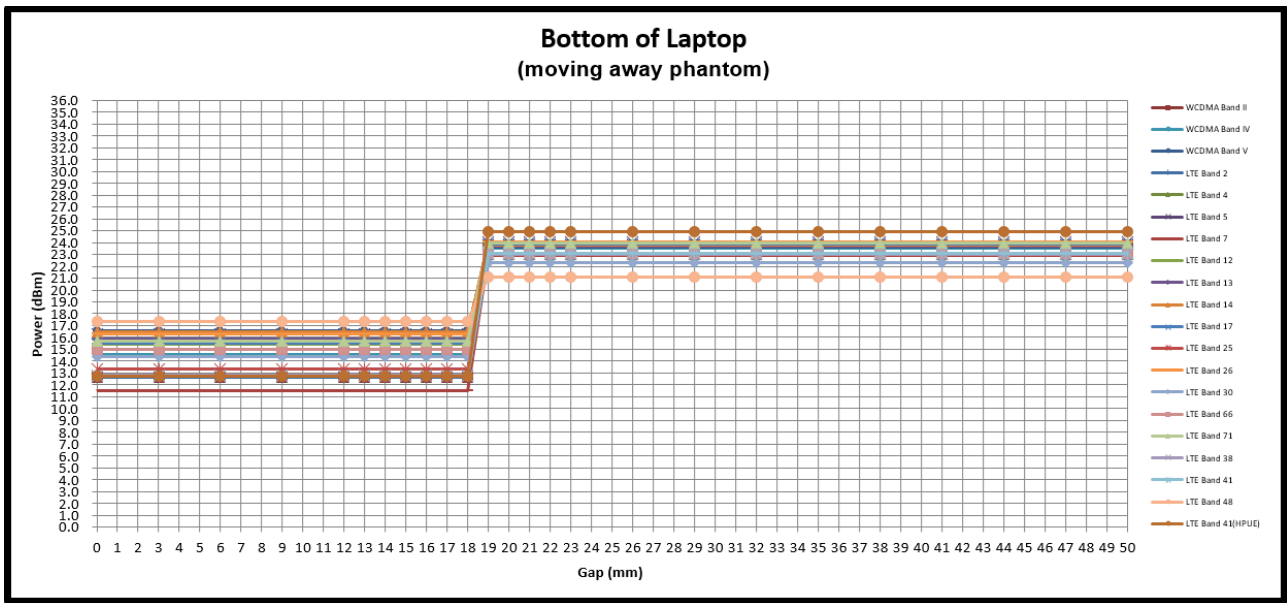
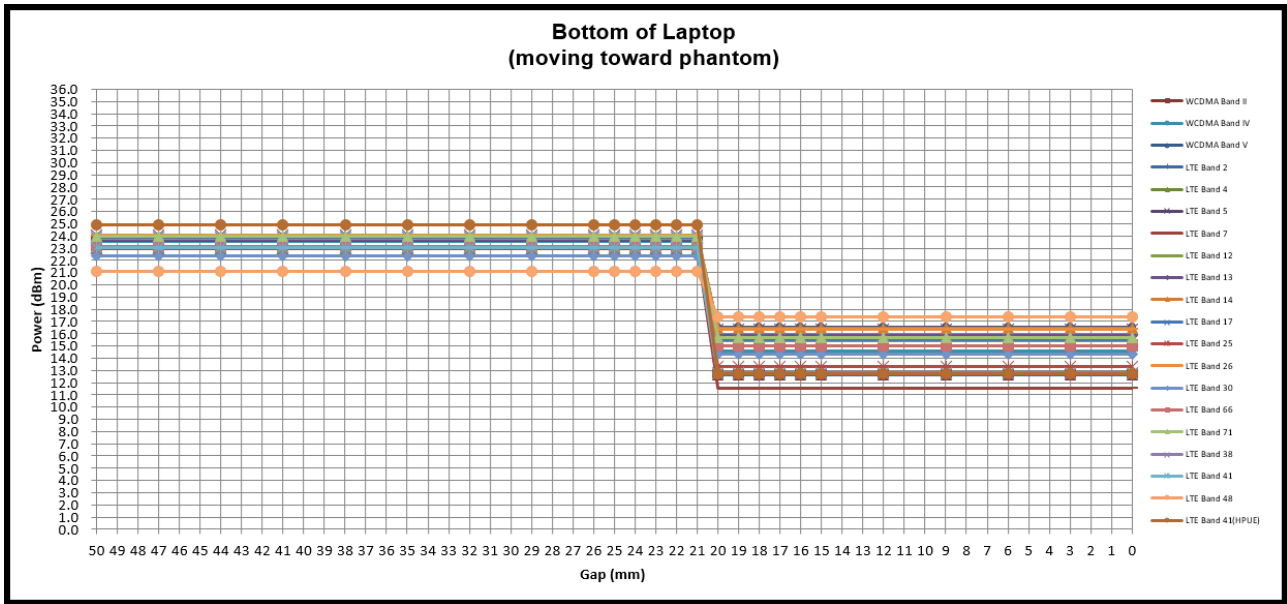
Exposure Position / wireless mode	Bottom of Laptop / Edge 1 /Edge 4/ Bottom Face ⁽¹⁾
WCDMA Band II	10.5 dB
WCDMA Band IV	9 dB
WCDMA Band V	7.5 dB
LTE Band 7	11.5 dB
LTE Band 13	8 dB
LTE Band 14	7.5 dB
LTE Band 17 / 12	8.5 dB
LTE Band 2 / 25	10 dB
LTE Band 5 / 26	7.5 dB
LTE Band 30	0.5 dB
LTE Band 4 / 66	8.5 dB
LTE Band 71	8.5 dB
LTE Band 38 / 41	10 dB
LTE Band 41_HPUE	12 dB
LTE Band 48	3 dB

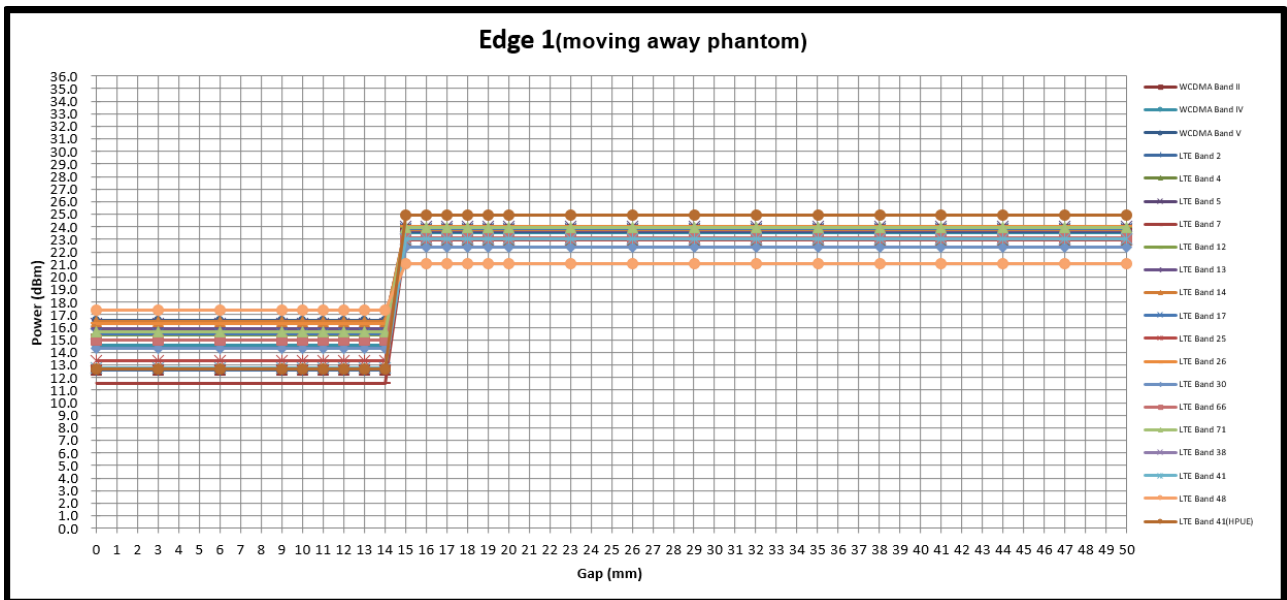
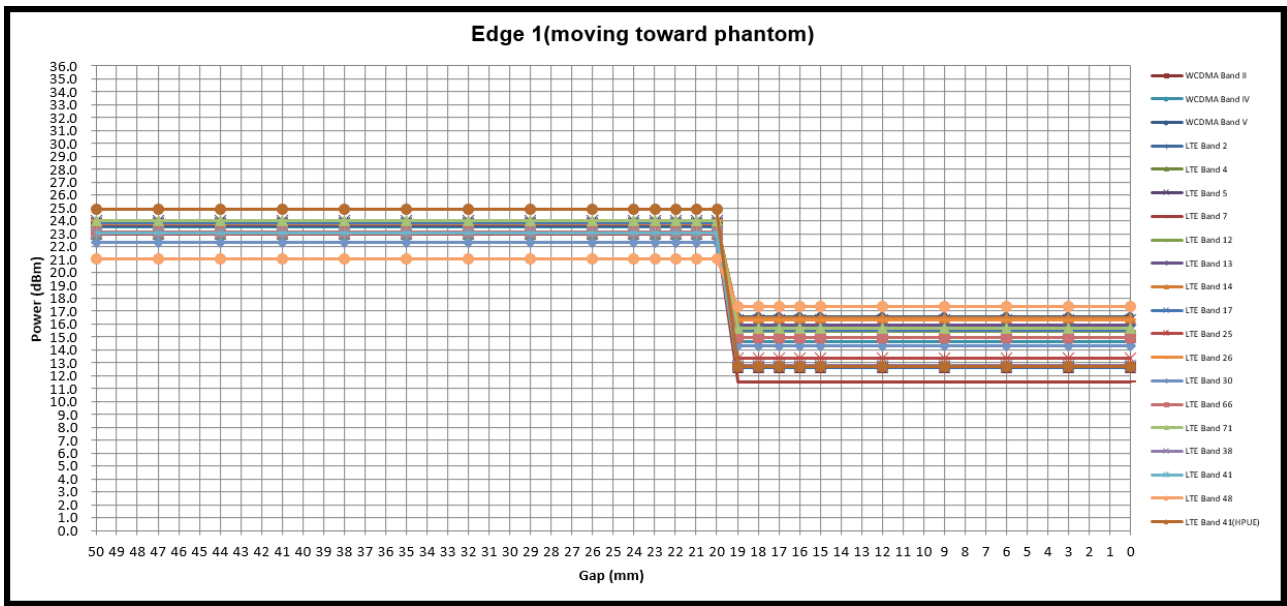
Remark:

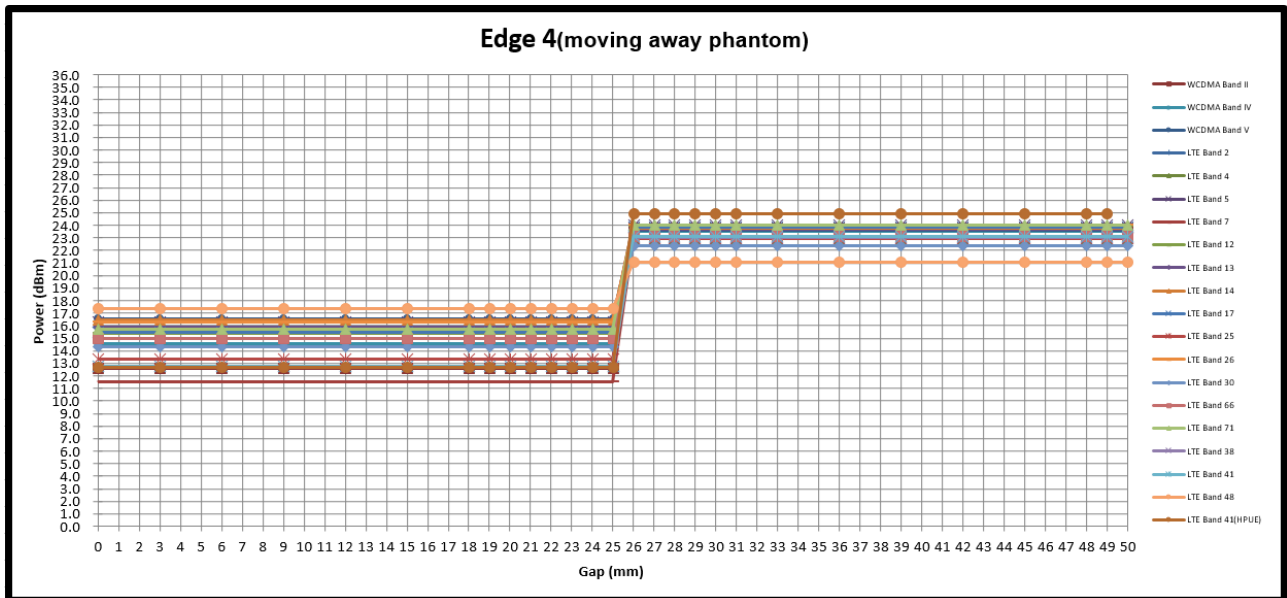
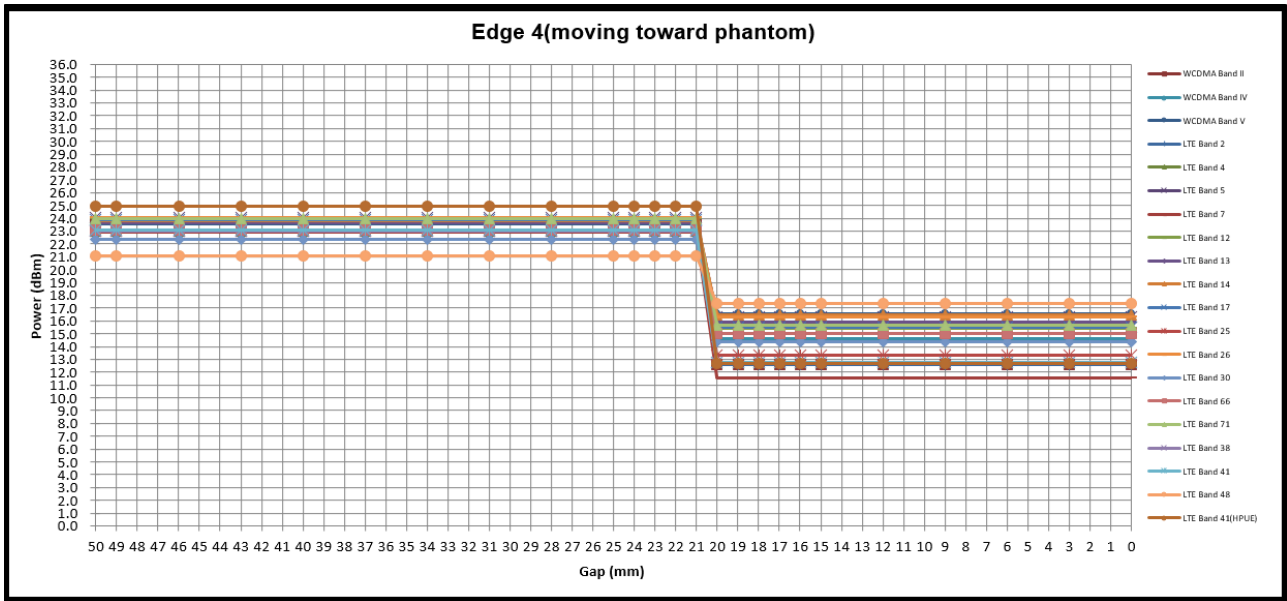
1. ⁽¹⁾: Reduced maximum limit applied by activation of proximity sensor.
2. Tests were performed in accordance with KDB 616217 D04 section 6.1, 6.2, 6.3, 6.4 and 6.5 and compliant results are shown as below.
3. For verification of compliance of power reduction scheme, additional SAR testing with EUT transmitting at full RF power at a conservative trigger distance was performed:
 - Bottom of Laptop: [17mm](#)
 - Bottom Face: [20 mm](#)
 - Edge1: [13mm](#)
 - Edge4: [15 mm](#)

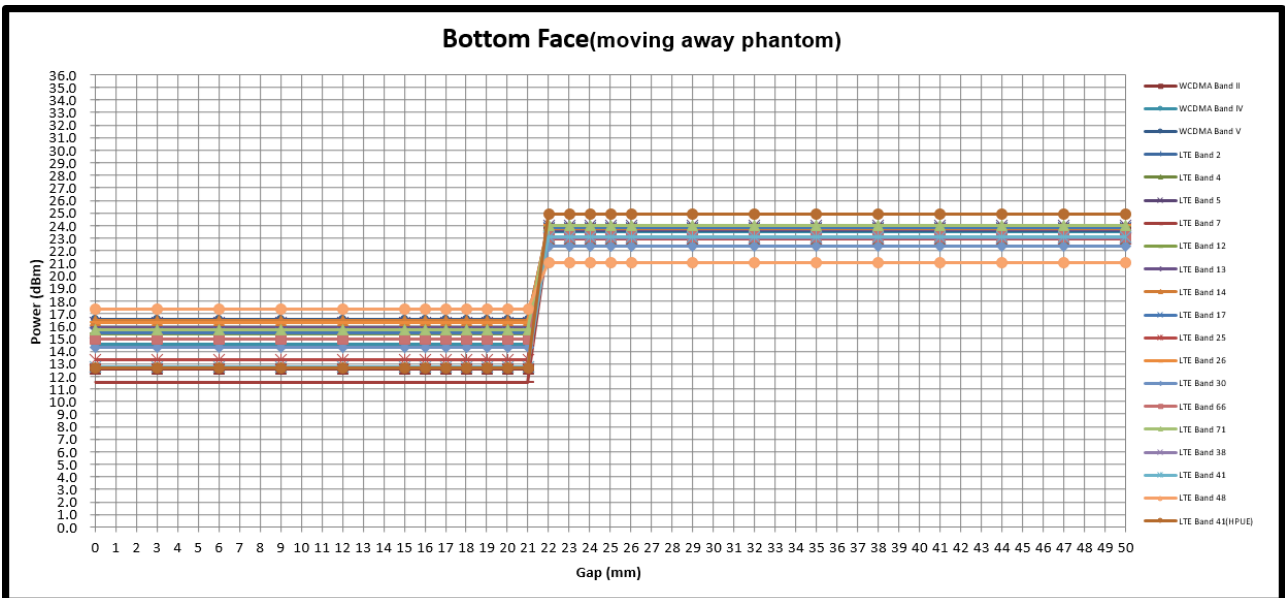
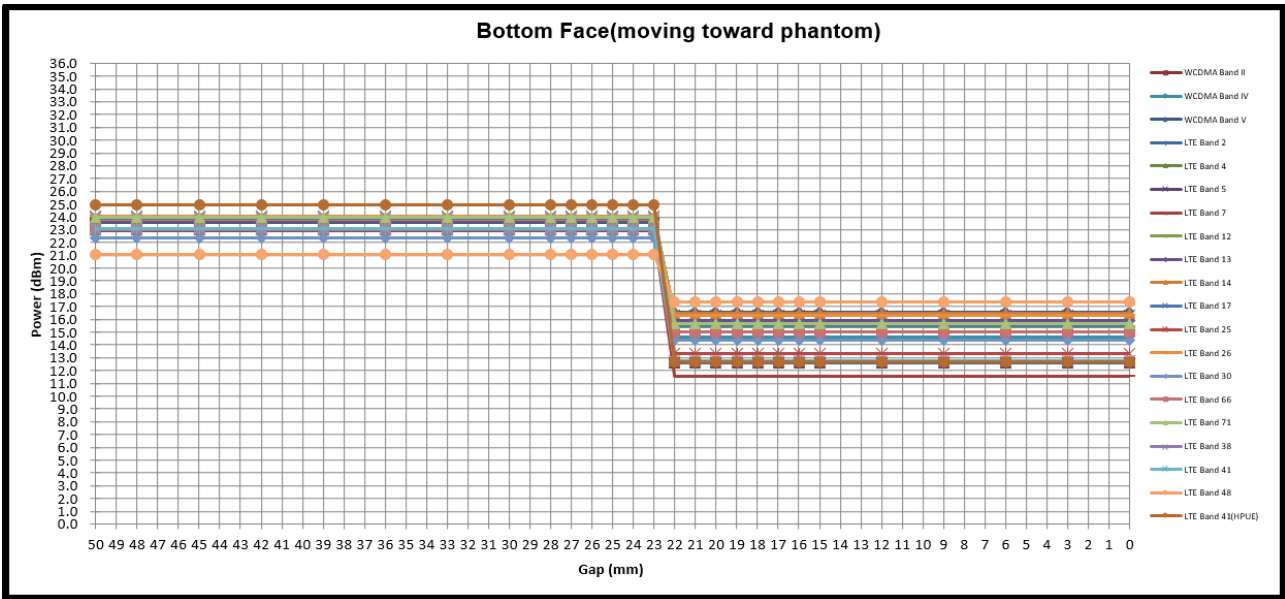


Power Measurement during Sensor Trigger distance testing









5. RF Exposure Limits

5.1 Uncontrolled Environment

Uncontrolled Environments are defined as locations where there is the exposure of individuals who have no knowledge or control of their exposure. The general population/uncontrolled exposure limits are applicable to situations in which the general public may be exposed or in which persons who are exposed as a consequence of their employment may not be made fully aware of the potential for exposure or cannot exercise control over their exposure. Members of the general public would come under this category when exposure is not employment-related; for example, in the case of a wireless transmitter that exposes persons in its vicinity.

5.2 Controlled Environment

Controlled Environments are defined as locations where there is exposure that may be incurred by persons who are aware of the potential for exposure, (i.e. as a result of employment or occupation). In general, occupational/controlled exposure limits are applicable to situations in which persons are exposed as a consequence of their employment, who have been made fully aware of the potential for exposure and can exercise control over their exposure. The exposure category is also applicable when the exposure is of a transient nature due to incidental passage through a location where the exposure levels may be higher than the general population/uncontrolled limits, but the exposed person is fully aware of the potential for exposure and can exercise control over his or her exposure by leaving the area or by some other appropriate means.

Limits for Occupational/Controlled Exposure (W/kg)

Whole-Body	Partial-Body	Hands, Wrists, Feet and Ankles
0.4	8.0	20.0

Limits for General Population/Uncontrolled Exposure (W/kg)

Whole-Body	Partial-Body	Hands, Wrists, Feet and Ankles
0.08	1.6	4.0

1. Whole-Body SAR is averaged over the entire body, partial-body SAR is averaged over any 1gram of tissue defined as a tissue volume in the shape of a cube. SAR for hands, wrists, feet and ankles is averaged over any 10 grams of tissue defined as a tissue volume in the shape of a cube.

6. Specific Absorption Rate (SAR)

6.1 Introduction

SAR is related to the rate at which energy is absorbed per unit mass in an object exposed to a radio field. The SAR distribution in a biological body is complicated and is usually carried out by experimental techniques or numerical modeling. The standard recommends limits for two tiers of groups, occupational/controlled and general population/uncontrolled, based on a person's awareness and ability to exercise control over his or her exposure. In general, occupational/controlled exposure limits are higher than the limits for general population/uncontrolled.

6.2 SAR Definition

The SAR definition is the time derivative (rate) of the incremental energy (dW) absorbed by (dissipated in) an incremental mass (dm) contained in a volume element (dv) of a given density (ρ). The equation description is as below:

$$SAR = \frac{d}{dt} \left(\frac{dW}{dm} \right) = \frac{d}{dt} \left(\frac{dW}{\rho dv} \right)$$

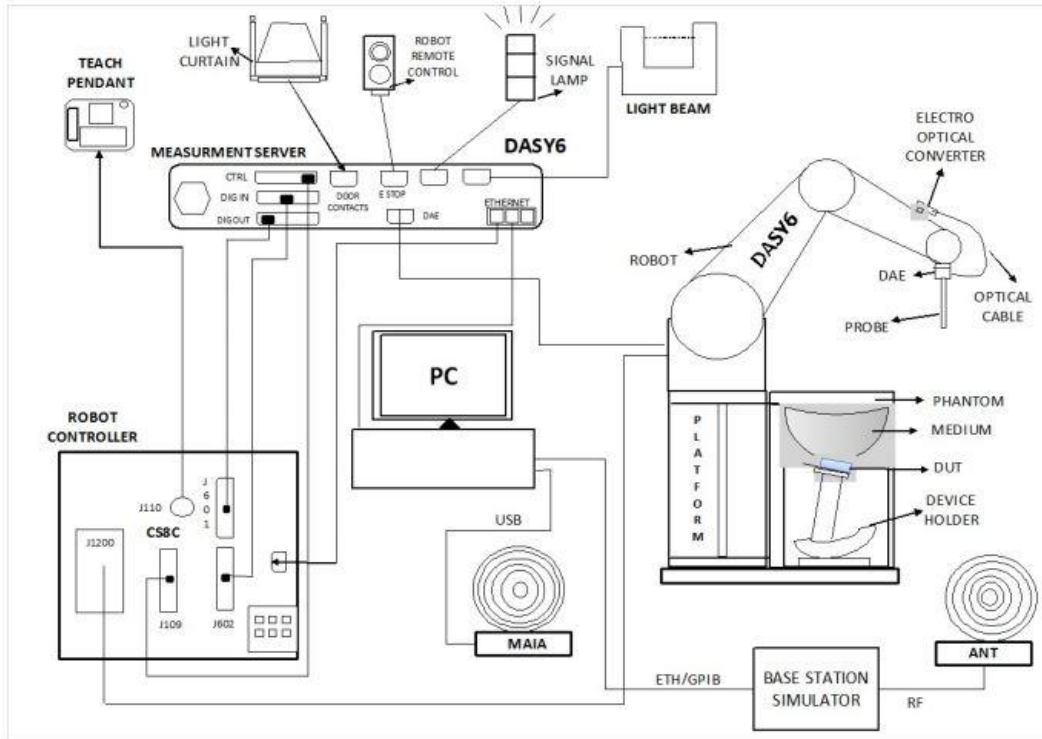
SAR is expressed in units of Watts per kilogram (W/kg)

$$SAR = \frac{\sigma |E|^2}{\rho}$$

Where: σ is the conductivity of the tissue, ρ is the mass density of the tissue and E is the RMS electrical field strength.

7. System Description and Setup

The DASY system used for performing compliance tests consists of the following items:



- The DASY system in DASY6/DASY5 V5.2 SAR Configuration is shown above
- A standard high precision 6-axis robot with controller, teach pendant and software. An arm extension for accommodating the data acquisition electronics (DAE).
- An isotropic Field probe optimized and calibrated for the targeted measurement.
- A data acquisition electronics (DAE) which performs the signal amplification, signal multiplexing, AD-conversion, offset measurements, mechanical surface detection, collision detection, etc. The unit is battery powered with standard or rechargeable batteries. The signal is optically transmitted to the EOC.
- The Electro-optical converter (EOC) performs the conversion from optical to electrical signals for the digital communication to the DAE. To use optical surface detection, a special version of the EOC is required. The EOC signal is transmitted to the measurement server.
- The function of the measurement server is to perform the time critical tasks such as signal filtering, control of the robot operation and fast movement interrupts.
- The Light Beam used is for probe alignment. This improves the (absolute) accuracy of the probe positioning.
- A computer running windows software and the DASY5/DASY6 software.
- Remote control and teach pendant as well as additional circuitry for robot safety such as warning lamps, etc.
- The phantom, the device holder and other accessories according to the targeted measurement.

7.1 Test Site Location


The SAR measurement facilities used to collect data are within both Sporton Lab list below test site location are accredited to ISO 17025 by Taiwan Accreditation Foundation (TAF code: 1190 and 3786) and the FCC designation No. TW1190 and TW3786 under the FCC 2.948(e) by Mutual Recognition Agreement (MRA) in FCC test.

Test Site	EMC & Wireless Communications Laboratory		Wensan Laboratory		
Test Site Location	TW1190 No.52, Huaya 1st Rd., Guishan Dist., Taoyuan City 333, Taiwan		TW3786 No.58, Aly. 75, Ln. 564, Wenhua 3rd, Rd., Guishan Dist., Taoyuan City 333010, Taiwan		
Test Site No.	SAR01-HY	SAR03-HY	SAR08-HY	SAR09-HY	SAR15-HY
	SAR04-HY	SAR05-HY	SAR11-HY	SAR12-HY	
	SAR06-HY	SAR10-HY	SAR13-HY	SAR14-HY	


7.2 E-Field Probe

The SAR measurement is conducted with the dosimetric probe (manufactured by SPEAG). The probe is specially designed and calibrated for use in liquid with high permittivity. The dosimetric probe has special calibration in liquid at different frequency. This probe has a built in optical surface detection system to prevent from collision with phantom.

<ES3DV3 Probe>

Construction	Symmetric design with triangular core Interleaved sensors Built-in shielding against static charges PEEK enclosure material (resistant to organic solvents, e.g., DGBE)	
Frequency	10 MHz – 4 GHz; Linearity: ± 0.2 dB (30 MHz – 4 GHz)	
Directivity	± 0.2 dB in TSL (rotation around probe axis) ± 0.3 dB in TSL (rotation normal to probe axis)	
Dynamic Range	5 μ W/g – >100 mW/g; Linearity: ± 0.2 dB	
Dimensions	Overall length: 337 mm (tip: 20 mm) Tip diameter: 3.9 mm (body: 12 mm) Distance from probe tip to dipole centers: 3.0 mm	

<EX3DV4 Probe>

Construction	Symmetric design with triangular core Built-in shielding against static charges PEEK enclosure material (resistant to organic solvents, e.g., DGBE)	
Frequency	10 MHz – >6 GHz Linearity: ± 0.2 dB (30 MHz – 6 GHz)	
Directivity	± 0.3 dB in TSL (rotation around probe axis) ± 0.5 dB in TSL (rotation normal to probe axis)	
Dynamic Range	10 μ W/g – >100 mW/g Linearity: ± 0.2 dB (noise: typically <1 μ W/g)	
Dimensions	Overall length: 337 mm (tip: 20 mm) Tip diameter: 2.5 mm (body: 12 mm) Typical distance from probe tip to dipole centers: 1 mm	

7.3 Data Acquisition Electronics (DAE)

The data acquisition electronics (DAE) consists of a highly sensitive electrometer-grade preamplifier with auto-zeroing, a channel and gain-switching multiplexer, a fast 16 bit AD-converter and a command decoder and control logic unit. Transmission to the measurement server is accomplished through an optical downlink for data and status information as well as an optical uplink for commands and the clock.


The input impedance of the DAE is 200 MOhm; the inputs are symmetrical and floating. Common mode rejection is above 80 dB.



Fig 5.1 Photo of DAE


7.4 Phantom

<SAM Twin Phantom>

Shell Thickness	2 ± 0.2 mm; Center ear point: 6 ± 0.2 mm	
Filling Volume	Approx. 25 liters	
Dimensions	Length: 1000 mm; Width: 500 mm; Height: adjustable feet	
Measurement Areas	Left Hand, Right Hand, Flat Phantom	

The bottom plate contains three pair of bolts for locking the device holder. The device holder positions are adjusted to the standard measurement positions in the three sections. A white cover is provided to tap the phantom during off-periods to prevent water evaporation and changes in the liquid parameters. On the phantom top, three reference markers are provided to identify the phantom position with respect to the robot.

<ELI Phantom>

Shell Thickness	2 ± 0.2 mm (sagging: <1%)	
Filling Volume	Approx. 30 liters	
Dimensions	Major ellipse axis: 600 mm Minor axis: 400 mm	

The ELI phantom is intended for compliance testing of handheld and body-mounted wireless devices in the frequency range of 30 MHz to 6 GHz. ELI4 is fully compatible with standard and all known tissue simulating liquids.

7.5 Device Holder

<Mounting Device for Hand-Held Transmitter>

In combination with the Twin SAM V5.0/V5.0c or ELI phantoms, the Mounting Device for Hand-Held Transmitters enables rotation of the mounted transmitter device to specified spherical coordinates. At the heads, the rotation axis is at the ear opening. Transmitter devices can be easily and accurately positioned according to IEC 62209-1, IEEE 1528, FCC, or other specifications. The device holder can be locked for positioning at different phantom sections (left head, right head, flat). And upgrade kit to Mounting Device to enable easy mounting of wider devices like big smart-phones, e-books, small tablets, etc. It holds devices with width up to 140 mm.



Mounting Device for Hand-Held Transmitters



Mounting Device Adaptor for Wide-Phones

<Mounting Device for Laptops and other Body-Worn Transmitters>

The extension is lightweight and made of POM, acrylic glass and foam. It fits easily on the upper part of the mounting device in place of the phone positioned. The extension is fully compatible with the SAM Twin and ELI phantoms.



Mounting Device for Laptops

8. Measurement Procedures

The measurement procedures are as follows:

<Conducted power measurement>

- (a) For WWAN power measurement, use base station simulator to configure EUT WWAN transmission in conducted connection with RF cable, at maximum power in each supported wireless interface and frequency band.
- (b) Read the WWAN RF power level from the base station simulator.
- (c) For WLAN/BT power measurement, use engineering software to configure EUT WLAN/BT continuously transmission, at maximum RF power in each supported wireless interface and frequency band
- (d) Connect EUT RF port through RF cable to the power meter, and measure WLAN/BT output power

<SAR measurement>

- (a) Use base station simulator to configure EUT WWAN transmission in radiated connection, and engineering software to configure EUT WLAN/BT continuously transmission, at maximum RF power, in the highest power channel.
- (b) Place the EUT in the positions as Appendix D demonstrates.
- (c) Set scan area, grid size and other setting on the DASY software.
- (d) Measure SAR results for the highest power channel on each testing position.
- (e) Find out the largest SAR result on these testing positions of each band
- (f) Measure SAR results for other channels in worst SAR testing position if the reported SAR of highest power channel is larger than 0.8 W/kg

According to the test standard, the recommended procedure for assessing the peak spatial-average SAR value consists of the following steps:

- (a) Power reference measurement
- (b) Area scan
- (c) Zoom scan
- (d) Power drift measurement

8.1 Spatial Peak SAR Evaluation

The procedure for spatial peak SAR evaluation has been implemented according to the test standard. It can be conducted for 1g and 10g, as well as for user-specific masses. The DASY software includes all numerical procedures necessary to evaluate the spatial peak SAR value.

The base for the evaluation is a "cube" measurement. The measured volume must include the 1g and 10g cubes with the highest averaged SAR values. For that purpose, the center of the measured volume is aligned to the interpolated peak SAR value of a previously performed area scan.

The entire evaluation of the spatial peak values is performed within the post-processing engine (SEMCAD). The system always gives the maximum values for the 1g and 10g cubes. The algorithm to find the cube with highest averaged SAR is divided into the following stages:

- (a) Extraction of the measured data (grid and values) from the Zoom Scan
- (b) Calculation of the SAR value at every measurement point based on all stored data (A/D values and measurement parameters)
- (c) Generation of a high-resolution mesh within the measured volume
- (d) Interpolation of all measured values from the measurement grid to the high-resolution grid
- (e) Extrapolation of the entire 3-D field distribution to the phantom surface over the distance from sensor to surface
- (f) Calculation of the averaged SAR within masses of 1g and 10g

8.2 Power Reference Measurement

The Power Reference Measurement and Power Drift Measurements are for monitoring the power drift of the device under test in the batch process. The minimum distance of probe sensors to surface determines the closest measurement point to phantom surface. This distance cannot be smaller than the distance of sensor calibration points to probe tip as defined in the probe properties.

8.3 Area Scan

The area scan is used as a fast scan in two dimensions to find the area of high field values, before doing a fine measurement around the hot spot. The sophisticated interpolation routines implemented in DASY software can find the maximum found in the scanned area, within a range of the global maximum. The range (in dB) is specified in the standards for compliance testing. For example, a 2 dB range is required in IEEE standard 1528 and IEC 62209 standards, whereby 3 dB is a requirement when compliance is assessed in accordance with the ARIB standard (Japan), if only one zoom scan follows the area scan, then only the absolute maximum will be taken as reference. For cases where multiple maximums are detected, the number of zoom scans has to be increased accordingly.

Area scan parameters extracted from FCC KDB 865664 D01v01r04 SAR measurement 100 MHz to 6 GHz.

	≤ 3 GHz	> 3 GHz
Maximum distance from closest measurement point (geometric center of probe sensors) to phantom surface	5 ± 1 mm	$\frac{1}{2} \cdot \delta \cdot \ln(2) \pm 0.5$ mm
Maximum probe angle from probe axis to phantom surface normal at the measurement location	30° ± 1°	20° ± 1°
Maximum area scan spatial resolution: $\Delta x_{Area}, \Delta y_{Area}$	≤ 2 GHz: ≤ 15 mm 2 – 3 GHz: ≤ 12 mm	3 – 4 GHz: ≤ 12 mm 4 – 6 GHz: ≤ 10 mm
	When the x or y dimension of the test device, in the measurement plane orientation, is smaller than the above, the measurement resolution must be ≤ the corresponding x or y dimension of the test device with at least one measurement point on the test device.	

8.4 Zoom Scan

Zoom scans are used assess the peak spatial SAR values within a cubic averaging volume containing 1 gram and 10 gram of simulated tissue. The zoom scan measures points (refer to table below) within a cube shoes base faces are centered on the maxima found in a preceding area scan job within the same procedure. When the measurement is done, the zoom scan evaluates the averaged SAR for 1 gram and 10 gram and displays these values next to the job's label.

Zoom scan parameters extracted from FCC KDB 865664 D01v01r04 SAR measurement 100 MHz to 6 GHz.

		≤ 3 GHz	> 3 GHz	
Maximum zoom scan spatial resolution: $\Delta x_{Zoom}, \Delta y_{Zoom}$		≤ 2 GHz: ≤ 8 mm 2 – 3 GHz: ≤ 5 mm*	3 – 4 GHz: ≤ 5 mm* 4 – 6 GHz: ≤ 4 mm*	
Maximum zoom scan spatial resolution, normal to phantom surface	uniform grid: $\Delta z_{Zoom}(n)$	≤ 5 mm	3 – 4 GHz: ≤ 4 mm 4 – 5 GHz: ≤ 3 mm 5 – 6 GHz: ≤ 2 mm	
	graded grid	$\Delta z_{Zoom}(1)$: between 1 st two points closest to phantom surface	≤ 4 mm	3 – 4 GHz: ≤ 3 mm 4 – 5 GHz: ≤ 2.5 mm 5 – 6 GHz: ≤ 2 mm
		$\Delta z_{Zoom}(n>1)$: between subsequent points	$\leq 1.5 \cdot \Delta z_{Zoom}(n-1)$	
Minimum zoom scan volume	x, y, z	≥ 30 mm	3 – 4 GHz: ≥ 28 mm 4 – 5 GHz: ≥ 25 mm 5 – 6 GHz: ≥ 22 mm	
Note: δ is the penetration depth of a plane-wave at normal incidence to the tissue medium; see draft standard IEEE P1528-2011 for details. * When zoom scan is required and the <i>reported</i> SAR from the <i>area scan based 1-g SAR estimation</i> procedures of KDB 447498 is ≤ 1.4 W/kg, ≤ 8 mm, ≤ 7 mm and ≤ 5 mm zoom scan resolution may be applied, respectively, for 2 GHz to 3 GHz, 3 GHz to 4 GHz and 4 GHz to 6 GHz.				

8.5 Volume Scan Procedures

The volume scan is used for assess overlapping SAR distributions for antennas transmitting in different frequency bands. It is equivalent to an oversized zoom scan used in standalone measurements. The measurement volume will be used to enclose all the simultaneous transmitting antennas. For antennas transmitting simultaneously in different frequency bands, the volume scan is measured separately in each frequency band. In order to sum correctly to compute the 1g aggregate SAR, the EUT remain in the same test position for all measurements and all volume scan use the same spatial resolution and grid spacing. When all volume scan were completed, the software, SEMCAD postprocessor can combine and subsequently superpose these measurement data to calculating the multiband SAR.

8.6 Power Drift Monitoring

All SAR testing is under the EUT install full charged battery and transmit maximum output power. In DASY measurement software, the power reference measurement and power drift measurement procedures are used for monitoring the power drift of EUT during SAR test. Both these procedures measure the field at a specified reference position before and after the SAR testing. The software will calculate the field difference in dB. If the power drifts more than 5%, the SAR will be retested.



9. Test Equipment List

Manufacturer	Name of Equipment	Type/Model	Serial Number	Calibration	
				Last Cal.	Due Date
SPEAG	750MHz System Validation Kit	D750V3	1012	Aug. 18, 2021	Aug. 17, 2022
SPEAG	835MHz System Validation Kit	D835V2	499	Aug. 18, 2021	Aug. 17, 2022
SPEAG	1750MHz System Validation Kit ⁽²⁾	D1750V2	1112	Mar. 07, 2019	Mar. 04, 2022
SPEAG	1900MHz System Validation Kit	D1900V2	5d041	Aug. 19, 2021	Aug. 18, 2022
SPEAG	2300MHz System Validation Kit ⁽²⁾	D2300V2	1006	Jan. 28, 2019	Jan. 25, 2022
SPEAG	2300MHz System Validation Kit	D2300V2	1088	Jul. 13, 2021	Jul. 12, 2022
SPEAG	2600MHz System Validation Kit ⁽²⁾	D2600V2	1078	Mar. 06, 2019	Mar. 03, 2022
SPEAG	3500MHz System Validation Kit ⁽²⁾	D3500V2	1014	Jan. 29, 2019	Jan. 26, 2022
SPEAG	3700MHz System Validation Kit ⁽²⁾	D3700V2	1006	Mar. 05, 2019	Mar. 02, 2022
SPEAG	Data Acquisition Electronics	DAE4	854	Aug. 19, 2021	Aug. 18, 2022
SPEAG	Dosimetric E-Field Probe	EX3DV4	3578	Jun. 23, 2021	Jun. 22, 2022
SPEAG	Dosimetric E-Field Probe	EX3DV4	3642	Apr. 26, 2021	Apr. 25, 2022
RCPTWN	Thermometer	HTC-1	TM560-2	Oct. 28, 2021	Oct. 27, 2022
Anritsu	Radio Communication Analyzer	MT8821C	6201341950	Oct. 21, 2021	Oct. 20, 2022
Keysight	Wireless Communication Test Set	E5515C	MY50267236	Mar. 21, 2021	Mar. 20, 2022
SPEAG	Device Holder	N/A	N/A	N/A	N/A
Anritsu	Signal Generator	MG3710A	6201502524	Oct. 24, 2021	Oct. 23, 2022
Keysight	ENA Network Analyzer	E5071C	MY46104758	Sep. 19, 2021	Sep. 17, 2022
SPEAG	Dielectric Probe Kit	DAK-3.5	1126	Sep. 24, 2021	Sep. 23, 2022
LINE SEIKI	Digital Thermometer	DTM3000-spezial	2942	Oct. 26, 2021	Oct. 25, 2022
Anritsu	Power Meter	ML2495A	1419002	Aug. 18, 2021	Aug. 17, 2022
Anritsu	Power Sensor	MA2411B	1911176	Aug. 18, 2021	Aug. 17, 2022
Anritsu	Power Meter	ML2496A	2119003	Jun. 09, 2021	Jun. 08, 2022
Anritsu	Power Sensor	MA2411B	1726150	Oct. 09, 2021	Oct. 08, 2022
Anritsu	Spectrum Analyzer	MS2830A	6201396378	Jul. 16, 2021	Jul. 15, 2022
Agilent	Spectrum Analyzer	E4408B	MY44211028	Aug. 19, 2021	Aug. 18, 2022
Mini-Circuits	Power Amplifier	ZVE-8G+	6418	Oct. 12, 2021	Oct. 11, 2022
Mini-Circuits	Power Amplifier	ZVE-8G+	479102029	Sep. 06, 2021	Sep. 05, 2022
ATM	Dual Directional Coupler	C122H-10	P610410z-02	Note 1	
Woken	Attenuator 1	WK0602-XX	N/A	Note 1	
PE	Attenuator 2	PE7005-10	N/A	Note 1	
PE	Attenuator 3	PE7005- 3	N/A	Note 1	

General Note:

1. Prior to system verification and validation, the path loss from the signal generator to the system check source and the power meter, which includes the amplifier, cable, attenuator and directional coupler, was measured by the network analyzer. The reading of the power meter was offset by the path loss difference between the path to the power meter and the path to the system check source to monitor the actual power level fed to the system check source.
2. The dipole calibration interval can be extended to 3 years with justification according to KDB 865664 D01. The dipoles are also not physically damaged, or repaired during the interval. The justification data in appendix C can be found which the return loss is < -20dB, within 20% of prior calibration, the impedance is within 5 ohm of prior calibration for each dipole.

10. System Verification

10.1 Tissue Verification

The tissue dielectric parameters of tissue-equivalent media used for SAR measurements must be characterized within a temperature range of 18°C to 25°C, measured with calibrated instruments and apparatuses, such as network analyzers and temperature probes. The temperature of the tissue-equivalent medium during SAR measurement must also be within 18°C to 25°C and within ± 2°C of the temperature when the tissue parameters are characterized. The tissue dielectric measurement system must be calibrated before use. The dielectric parameters must be measured before the tissue-equivalent medium is used in a series of SAR measurements.

The liquid tissue depth was at least 15cm in the phantom for all SAR testing.

<Tissue Dielectric Parameter Check Results>

Frequency (MHz)	Liquid Temp. (°C)	Conductivity (σ)	Permittivity (ε _r)	Conductivity Target (σ)	Permittivity Target (ε _r)	Delta (σ) (%)	Delta (ε _r) (%)	Limit (%)	Date
750	22.5	0.901	42.786	0.89	41.90	1.24	2.11	±5	2021/11/26
750	22.3	0.908	42.273	0.89	41.90	2.02	0.89	±5	2022/1/1
835	22.5	0.937	42.490	0.90	41.50	4.11	2.39	±5	2021/11/26
835	22.3	0.944	41.977	0.90	41.50	4.89	1.15	±5	2022/1/1
1750	22.5	1.362	40.239	1.37	40.10	-0.58	0.35	±5	2021/11/27
1750	22.3	1.358	40.459	1.37	40.10	-0.88	0.90	±5	2022/1/2
1900	22.5	1.439	38.691	1.40	40.00	2.79	-3.27	±5	2021/11/27
1900	22.3	1.434	38.911	1.40	40.00	2.43	-2.72	±5	2022/1/2
2300	22.5	1.601	38.953	1.67	39.50	-4.13	-1.38	±5	2021/11/27
2300	22.3	1.595	39.436	1.67	39.50	-4.49	-0.16	±5	2022/1/2
2300	22.5	1.640	39.822	1.67	39.50	-1.80	0.82	±5	2022/2/22
2600	22.5	1.945	37.718	1.96	39.00	-0.77	-3.29	±5	2021/11/27
2600	22.3	1.909	38.324	1.96	39.00	-2.60	-1.73	±5	2022/1/2
3500	22.3	3.006	37.817	2.91	37.90	3.30	-0.22	±5	2021/11/28
3500	22.3	2.910	37.900	2.91	37.90	0.00	0.00	±5	2022/1/3
3700	22.3	3.195	37.518	3.12	37.70	2.40	-0.48	±5	2021/11/28
3700	22.3	3.119	37.698	3.12	37.70	-0.03	-0.01	±5	2022/1/3

10.2 System Performance Check Results

Comparing to the original SAR value provided by SPEAG, the verification data should be within its specification of 10 %. Below table shows the target SAR and measured SAR after normalized to 1W input power. The table below indicates the system performance check can meet the variation criterion and the plots can be referred to Appendix A of this report.

Test Site	Date	Frequency (MHz)	Input Power (mW)	Dipole S/N	Probe S/N	DAE S/N	Measured 1g SAR (W/kg)	Targeted 1g SAR (W/kg)	Normalized 1g SAR (W/kg)	Deviation (%)
SAR05	2021/11/26	750	50	D750V3-1012	EX3DV4 - SN3578	DAE4 Sn854	0.432	8.56	8.64	0.93
SAR05	2022/1/1	750	50	D750V3-1012	EX3DV4 - SN3578	DAE4 Sn854	0.435	8.56	8.7	1.64
SAR05	2021/11/26	835	50	D835V2-499	EX3DV4 - SN3578	DAE4 Sn854	0.471	9.68	9.42	-2.69
SAR05	2022/1/1	835	50	D835V2-499	EX3DV4 - SN3578	DAE4 Sn854	0.474	9.68	9.48	-2.07
SAR05	2021/11/27	1750	50	D1750V2-1112	EX3DV4 - SN3578	DAE4 Sn854	1.77	36.70	35.4	-3.54
SAR05	2022/1/2	1750	50	D1750V2-1112	EX3DV4 - SN3578	DAE4 Sn854	1.76	36.70	35.2	-4.09
SAR05	2021/11/27	1900	50	D1900V2-5d041	EX3DV4 - SN3578	DAE4 Sn854	1.99	40.60	39.8	-1.97
SAR05	2022/1/2	1900	50	D1900V2-5d041	EX3DV4 - SN3578	DAE4 Sn854	1.99	40.60	39.8	-1.97
SAR05	2021/11/27	2300	50	D2300V2-1006	EX3DV4 - SN3578	DAE4 Sn854	2.29	48.70	45.8	-5.95
SAR05	2022/1/2	2300	50	D2300V2-1006	EX3DV4 - SN3578	DAE4 Sn854	2.28	48.70	45.6	-6.37
SAR01	2022/2/22	2300	250	D2300V2-1088	EX3DV4 - SN3642	DAE4 Sn854	11.400	49.70	45.6	-8.25
SAR05	2021/11/27	2600	50	D2600V2-1078	EX3DV4 - SN3578	DAE4 Sn854	2.79	57.60	55.8	-3.13
SAR05	2022/1/2	2600	50	D2600V2-1078	EX3DV4 - SN3578	DAE4 Sn854	2.74	57.60	54.8	-4.86
SAR05	2021/11/28	3500	100	D3500V2-1014	EX3DV4 - SN3578	DAE4 Sn854	6.50	67.90	65	-4.27
SAR05	2022/1/3	3500	100	D3500V2-1014	EX3DV4 - SN3578	DAE4 Sn854	6.29	67.90	62.9	-7.36
SAR05	2021/11/28	3700	50	D3700V2-1006	EX3DV4 - SN3578	DAE4 Sn854	3.33	67.30	66.6	-1.04
SAR05	2022/1/3	3700	50	D3700V2-1006	EX3DV4 - SN3578	DAE4 Sn854	3.25	67.30	65	-3.42

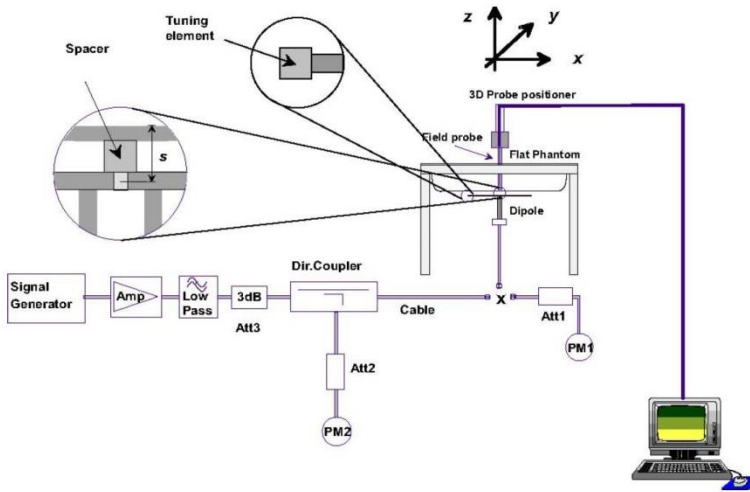


Fig 8.3.1 System Performance Check Setup



Fig 8.3.2 Setup Photo

11. RF Exposure Positions

11.1 SAR Testing for Tablet

This device can be used also in full sized tablet exposure conditions, due to its size. Per FCC KDB 616217, the back surface and edges of the tablet should be tested for SAR compliance with the tablet touching the phantom. The SAR exclusion threshold in KDB 447498 D01v06 can be applied to determine SAR test exclusion for adjacent edge configurations. The closest distance from the antenna to an adjacent tablet edge is used to determine if SAR testing is required for the adjacent edges, with the adjacent edge positioned against the phantom and the edge containing the antenna positioned perpendicular to the phantom.

12. UMTS/LTE Output Power (Unit: dBm)

<WCDMA Conducted Power>

1. The following tests were conducted according to the test requirements outlines in 3GPP TS 34.121 specification.
2. The procedures in KDB 941225 D01v03r01 are applied for 3GPP Rel. 6 HSPA to configure the device in the required sub-test mode(s) to determine SAR test exclusion.
3. For DC-HSDPA, the device was configured according to the H-Set 12, Fixed Reference Channel (FRC) configuration in Table C.8.1.12 of 3GPP TS 34.121-1, with the primary and the secondary serving HS-DSCH Cell enabled during the power measurement.

A summary of these settings are illustrated below:

HSDPA Setup Configuration:

- a. The EUT was connected to Base Station Agilent E5515C referred to the Setup Configuration.
- b. The RF path losses were compensated into the measurements.
- c. A call was established between EUT and Base Station with following setting:
 - i. Set Gain Factors (β_c and β_d) and parameters were set according to each
 - ii. Specific sub-test in the following table, C10.1.4, quoted from the TS 34.121
 - iii. Set RMC 12.2Kbps + HSDPA mode.
 - iv. Set Cell Power = -86 dBm
 - v. Set HS-DSCH Configuration Type to FRC (H-set 1, QPSK)
 - vi. Select HSDPA Uplink Parameters
 - vii. Set Delta ACK, Delta NACK and Delta CQI = 8
 - viii. Set Ack-Nack Repetition Factor to 3
 - ix. Set CQI Feedback Cycle (k) to 4 ms
 - x. Set CQI Repetition Factor to 2
 - xi. Power Ctrl Mode = All Up bits
- d. The transmitted maximum output power was recorded.

Table C.10.1.4: β values for transmitter characteristics tests with HS-DPCCH

Sub-test	β_c	β_d	β_d (SF)	β_c/β_d	β_{HS} (Note 1, Note 2)	CM (dB) (Note 3)	MPR (dB) (Note 3)
1	2/15	15/15	64	2/15	4/15	0.0	0.0
2	12/15 (Note 4)	15/15 (Note 4)	64	12/15 (Note 4)	24/15	1.0	0.0
3	15/15	8/15	64	15/8	30/15	1.5	0.5
4	15/15	4/15	64	15/4	30/15	1.5	0.5

Note 1: Δ_{ACK} , Δ_{NACK} and $\Delta_{CQI} = 30/15$ with $\beta_{HS} = 30/15 * \beta_c$.

Note 2: For the HS-DPCCH power mask requirement test in clause 5.2C, 5.7A, and the Error Vector Magnitude (EVM) with HS-DPCCH test in clause 5.13.1A, and HSDPA EVM with phase discontinuity in clause 5.13.1AA, Δ_{ACK} and $\Delta_{NACK} = 30/15$ with $\beta_{HS} = 30/15 * \beta_c$, and $\Delta_{CQI} = 24/15$ with $\beta_{HS} = 24/15 * \beta_c$.

Note 3: CM = 1 for $\beta_c/\beta_d = 12/15$, $\beta_{HS}/\beta_c = 24/15$. For all other combinations of DPDCCH, DPCCH and HS-DPCCH the MPR is based on the relative CM difference. This is applicable for only UEs that support HSDPA in release 6 and later releases.

Note 4: For subtest 2 the β_c/β_d ratio of 12/15 for the TFC during the measurement period (TF1, TF0) is achieved by setting the signalled gain factors for the reference TFC (TF1, TF1) to $\beta_c = 11/15$ and $\beta_d = 15/15$.

Setup Configuration

HSUPA Setup Configuration:

- a. The EUT was connected to Base Station Agilent E5515C referred to the Setup Configuration.
- b. The RF path losses were compensated into the measurements.
- c. A call was established between EUT and Base Station with following setting * :
 - i. Call Configs = 5.2B, 5.9B, 5.10B, and 5.13.2B with QPSK
 - ii. Set the Gain Factors (β_c and β_d) and parameters (AG Index) were set according to each specific sub-test in the following table, C11.1.3, quoted from the TS 34.121
 - iii. Set Cell Power = -86 dBm
 - iv. Set Channel Type = 12.2k + HSPA
 - v. Set UE Target Power
 - vi. Power Ctrl Mode= Alternating bits
 - vii. Set and observe the E-TFCl
 - viii. Confirm that E-TFCl is equal to the target E-TFCl of 75 for sub-test 1, and other subtest's E-TFCl
- d. The transmitted maximum output power was recorded.

Table C.11.1.3: β values for transmitter characteristics tests with HS-DPCCH and E-DCH

Sub-test	β_c	β_d	β_d (SF)	β_c/β_d	β_{HS} (Note1)	β_{ec}	β_{ed} (Note 4) (Note 5)	β_{ed} (SF)	β_{ed} (Codes)	CM (dB) (Note 2)	MPR (dB) (Note 2) (Note 6)	AG Index (Note 5)	E-TFCl
1	11/15 (Note 3)	15/15 (Note 3)	64	11/15 (Note 3)	22/15	209/25	1309/225	4	1	1.0	0.0	20	75
2	6/15	15/15	64	6/15	12/15	12/15	94/75	4	1	3.0	2.0	12	67
3	15/15	9/15	64	15/9	30/15	30/15	$\beta_{ed1}: 47/15$ $\beta_{ed2}: 47/15$	4 4	2	2.0	1.0	15	92
4	2/15	15/15	64	2/15	4/15	2/15	56/75	4	1	3.0	2.0	17	71
5	15/15	0	-	-	5/15	5/15	47/15	4	1	1.0	0.0	12	67

Note 1: For sub-test 1 to 4, Δ_{ACK} , Δ_{NACK} and $\Delta_{CQI} = 30/15$ with $\beta_{hs} = 30/15 * \beta_c$. For sub-test 5, Δ_{ACK} , Δ_{NACK} and $\Delta_{CQI} = 5/15$ with $\beta_{hs} = 5/15 * \beta_c$.

Note 2: CM = 1 for $\beta_c/\beta_d = 12/15$, $\beta_{hs}/\beta_c = 24/15$. For all other combinations of DPDCH, DPCCH, HS-DPCCH, E-DPDCH and E-DPCCH the MPR is based on the relative CM difference.

Note 3: For subtest 1 the β_c/β_d ratio of 11/15 for the TFC during the measurement period (TF1, TF0) is achieved by setting the signalled gain factors for the reference TFC (TF1, TF1) to $\beta_c = 10/15$ and $\beta_d = 15/15$.

Note 4: In case of testing by UE using E-DPDCH Physical Layer category 1, Sub-test 3 is omitted according to TS25.306 Table 5.1g.

Note 5: β_{ed} can not be set directly; it is set by Absolute Grant Value.

Note 6: For subtests 2, 3 and 4, UE may perform E-DPDCH power scaling at max power which could results in slightly smaller MPR values.

Setup Configuration

DC-HSDPA 3GPP release 8 Setup Configuration:

- a. The EUT was connected to Base Station Agilent E5515C referred to the Setup Configuration below
- b. The RF path losses were compensated into the measurements.
- c. A call was established between EUT and Base Station with following setting:
 - i. Set RMC 12.2Kbps + HSDPA mode.
 - ii. Set Cell Power = -25 dBm
 - iii. Set HS-DSCH Configuration Type to FRC (H-set 12, QPSK)
 - iv. Select HSDPA Uplink Parameters
 - v. Set Gain Factors (β_c and β_d) and parameters were set according to each Specific sub-test in the following table, C10.1.4, quoted from the TS 34.121
 - a). Subtest 1: $\beta_c/\beta_d=2/15$
 - b). Subtest 2: $\beta_c/\beta_d=12/15$
 - c). Subtest 3: $\beta_c/\beta_d=15/8$
 - d). Subtest 4: $\beta_c/\beta_d=15/4$
 - vi. Set Delta ACK, Delta NACK and Delta CQI = 8
 - vii. Set Ack-Nack Repetition Factor to 3
 - viii. Set CQI Feedback Cycle (k) to 4 ms
 - ix. Set CQI Repetition Factor to 2
 - x. Power Ctrl Mode = All Up bits
- d. The transmitted maximum output power was recorded.

The following tests were conducted according to the test requirements outlines in 3GPP TS 34.121 specification. A summary of these settings are illustrated below:

C.8.1.12 Fixed Reference Channel Definition H-Set 12

Table C.8.1.12: Fixed Reference Channel H-Set 12

Parameter	Unit	Value
Nominal Avg. Inf. Bit Rate	kbps	60
Inter-TTI Distance	TTI's	1
Number of HARQ Processes	Processes	6
Information Bit Payload (N_{INF})	Bits	120
Number Code Blocks	Blocks	1
Binary Channel Bits Per TTI	Bits	960
Total Available SML's in UE	SML's	19200
Number of SML's per HARQ Proc.	SML's	3200
Coding Rate		0.15
Number of Physical Channel Codes	Codes	1
Modulation		QPSK
Note 1: The RMC is intended to be used for DC-HSDPA mode and both cells shall transmit with identical parameters as listed in the table. Note 2: Maximum number of transmission is limited to 1, i.e., retransmission is not allowed. The redundancy and constellation version 0 shall be used.		

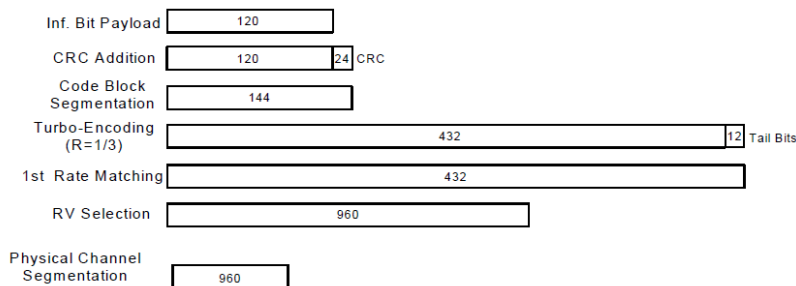


Figure C.8.19: Coding rate for Fixed reference Channel H-Set 12 (QPSK)

Setup Configuration



<WCDMA Conducted Power>

General Note:

- Per KDB 941225 D01v03r01, for SAR testing is measured using a 12.2 kbps RMC with TPC bits configured to all "1's".
- Per KDB 941225 D01v03r01, RMC 12.2kbps setting is used to evaluate SAR. The maximum output power and tune-up tolerance specified for production units in HSDPA / HSUPA / DC-HSDPA is ≤ ¼ dB higher than RMC 12.2Kbps or when the highest reported SAR of the RMC12.2Kbps is scaled by the ratio of specified maximum output power and tune-up tolerance of HSDPA / HSUPA / DC-HSDPA to RMC12.2Kbps and the adjusted SAR is ≤ 1.2 W/kg, SAR measurement is not required for HSDPA / HSUPA / DC-HSDPA, and according to the following RF output power, the output power results of the secondary modes (HSUPA, HSDPA, DC-HSDPA) are less than ¼ dB higher than the primary modes; therefore, SAR measurement is not required for HSDPA / HSUPA / DC-HSDPA.

Default Power Mode

Band		WCDMA II			Tune-up Limit (dBm)	WCDMA IV			Tune-up Limit (dBm)	WCDMA V			Tune-up Limit (dBm)
TX Channel		9262	9400	9538		1312	1413	1513		4132	4182	4233	
Rx Channel		9662	9800	9938	1537	1638	1738	4357	4407	4458			
Frequency (MHz)		1852.4	1880	1907.6	1712.4	1732.6	1752.6	826.4	836.4	846.6			
3GPP Rel 99	RMC 12.2Kbps	23.28	23.45	23.76	24.50	23.42	23.45	23.56	24.50	23.47	23.61	23.44	24.50
3GPP Rel 6	HSDPA Subtest-1	22.31	22.45	22.76	23.50	22.42	22.48	22.66	23.50	22.51	22.65	22.54	23.50
3GPP Rel 6	HSDPA Subtest-2	22.36	22.51	22.82	23.50	22.44	22.52	22.56	23.50	22.56	22.61	22.49	23.50
3GPP Rel 6	HSDPA Subtest-3	21.81	21.95	22.33	23.00	22.02	22.05	22.07	23.00	22.07	22.18	22.01	23.00
3GPP Rel 6	HSDPA Subtest-4	21.85	22.05	22.28	23.00	21.95	22.03	22.14	23.00	22.02	22.17	22.00	23.00
3GPP Rel 8	DC-HSDPA Subtest-1	22.28	22.41	22.73	23.50	22.35	22.43	22.60	23.50	22.41	22.62	22.47	23.50
3GPP Rel 8	DC-HSDPA Subtest-2	22.32	22.51	22.72	23.50	22.39	22.47	22.51	23.50	22.56	22.57	22.42	23.50
3GPP Rel 8	DC-HSDPA Subtest-3	21.79	21.88	22.24	23.00	21.94	22.00	21.98	23.00	21.97	22.15	21.99	23.00
3GPP Rel 8	DC-HSDPA Subtest-4	21.80	21.95	22.27	23.00	21.90	22.01	22.13	23.00	21.96	22.16	21.98	23.00
3GPP Rel 6	HSUPA Subtest-1	22.28	22.54	22.86	23.50	22.42	22.53	22.60	23.50	22.56	22.63	22.44	23.50
3GPP Rel 6	HSUPA Subtest-2	20.30	20.54	20.84	21.50	20.48	20.47	20.58	21.50	20.48	20.71	20.53	21.50
3GPP Rel 6	HSUPA Subtest-3	21.30	21.47	21.83	22.50	21.52	21.51	21.62	22.50	21.52	21.62	21.49	22.50
3GPP Rel 6	HSUPA Subtest-4	20.32	20.45	20.78	21.50	20.49	20.47	20.57	21.50	20.54	20.63	20.45	21.50
3GPP Rel 6	HSUPA Subtest-5	22.36	22.55	22.79	23.50	22.47	22.46	22.59	23.50	22.56	22.71	22.48	23.50

Reduced Power Mode

Band		WCDMA II			Tune-up Limit (dBm)	WCDMA IV			Tune-up Limit (dBm)	WCDMA V			Tune-up Limit (dBm)
TX Channel		9262	9400	9538		1312	1413	1513		4132	4182	4233	
Rx Channel		9662	9800	9938	1537	1638	1738	4357	4407	4458			
Frequency (MHz)		1852.4	1880	1907.6	1712.4	1732.6	1752.6	826.4	836.4	846.6			
3GPP Rel 99	RMC 12.2Kbps	12.29	12.61	12.63	14.00	14.52	14.62	14.60	15.50	16.44	16.54	16.43	17.00
3GPP Rel 6	HSDPA Subtest-1	11.33	11.66	11.70	13.00	13.61	13.71	13.62	14.50	15.54	15.57	15.53	16.00
3GPP Rel 6	HSDPA Subtest-2	11.29	11.64	11.70	13.00	13.57	13.72	13.64	14.50	15.47	15.64	15.44	16.00
3GPP Rel 6	HSDPA Subtest-3	10.84	11.16	11.20	12.50	13.08	13.16	13.16	14.00	14.95	15.12	14.99	15.50
3GPP Rel 6	HSDPA Subtest-4	10.81	11.20	11.14	12.50	13.10	13.17	13.13	14.00	15.02	15.07	14.93	15.50
3GPP Rel 8	DC-HSDPA Subtest-1	11.29	11.61	11.60	13.00	13.59	13.67	13.59	14.50	15.53	15.55	15.52	16.00
3GPP Rel 8	DC-HSDPA Subtest-2	11.28	11.64	11.60	13.00	13.55	13.67	13.62	14.50	15.44	15.62	15.39	16.00
3GPP Rel 8	DC-HSDPA Subtest-3	10.81	11.11	11.19	12.50	13.05	13.08	13.14	14.00	14.89	15.11	14.99	15.50
3GPP Rel 8	DC-HSDPA Subtest-4	10.79	11.16	11.11	12.50	13.09	13.15	13.07	14.00	14.93	14.97	14.90	15.50
3GPP Rel 6	HSUPA Subtest-1	11.31	11.62	11.68	13.00	13.62	13.64	13.67	14.50	15.45	15.60	15.46	16.00
3GPP Rel 6	HSUPA Subtest-2	9.33	9.65	9.69	11.00	11.61	11.64	11.68	12.50	13.46	13.64	13.48	14.00
3GPP Rel 6	HSUPA Subtest-3	10.33	10.64	10.69	12.00	12.59	12.64	12.66	13.50	14.45	14.59	14.49	15.00
3GPP Rel 6	HSUPA Subtest-4	9.31	9.68	9.65	11.00	11.62	11.69	11.68	12.50	13.50	13.64	13.49	14.00
3GPP Rel 6	HSUPA Subtest-5	11.39	11.67	11.64	13.00	13.59	13.71	13.64	14.50	15.53	15.62	15.51	16.00

**<LTE Conducted Power>****General Note:**

1. Anritsu MT8820C base station simulator was used to setup the connection with EUT; the frequency band, channel bandwidth, RB allocation configuration, modulation type are set in the base station simulator to configure EUT transmitting at maximum power and at different configurations which are requested to be reported to FCC, for conducted power measurement and SAR testing.
2. Per KDB 941225 D05v02r05, when a properly configured base station simulator is used for the SAR and power measurements, spectrum plots for each RB allocation and offset configuration is not required.
3. Per KDB 941225 D05v02r05, start with the largest channel bandwidth and measure SAR for QPSK with 1 RB allocation, using the RB offset and required test channel combination with the highest maximum output power for RB offsets at the upper edge, middle and lower edge of each required test channel.
4. Per KDB 941225 D05v02r05, 50% RB allocation for QPSK SAR testing follows 1RB QPSK allocation procedure.
5. Per KDB 941225 D05v02r05, For QPSK with 100% RB allocation, SAR is not required when the highest maximum output power for 100 % RB allocation is less than the highest maximum output power in 50% and 1 RB allocations and the highest reported SAR for 1 RB and 50% RB allocation are ≤ 0.8 W/kg. Otherwise, SAR is measured for the highest output power channel; and if the reported SAR is > 1.45 W/kg, the remaining required test channels must also be tested.
6. Per KDB 941225 D05v02r05, 16QAM output power for each RB allocation configuration is $>$ not $\frac{1}{2}$ dB higher than the same configuration in QPSK and the reported SAR for the QPSK configuration is ≤ 1.45 W/kg; Per KDB 941225 D05v02r05, 16QAM SAR testing is not required.
7. Per KDB 941225 D05v02r05, Smaller bandwidth output power for each RB allocation configuration is $>$ not $\frac{1}{2}$ dB higher than the same configuration in the largest supported bandwidth, and the reported SAR for the largest supported bandwidth is ≤ 1.45 W/kg; Per KDB 941225 D05v02r05, smaller bandwidth SAR testing is not required.
8. For LTE B4/B5/B12/B17/B26/B38/B71 the maximum bandwidth does not support three non-overlapping channels, per KDB 941225 D05v02r05, when a device supports overlapping channel assignment in a channel bandwidth configuration, the middle channel of the group of overlapping channels should be selected for testing.
9. LTE band 2/4/5/17/38 SAR test was covered by Band 25/66/26/12/41; according to April 2015 TCB workshop, SAR test for overlapping LTE bands can be reduced if
 - a. the maximum output power, including tolerance, for the smaller band is \leq the larger band to qualify for the SAR test exclusion
 - b. the channel bandwidth and other operating parameters for the smaller band are fully supported by the larger band



Default Power Mode

<LTE Band 2>

BW [MHz]	Modulation	RB Size	RB Offset	Power Low Ch. / Freq.	Power Middle Ch. / Freq.	Power High Ch. / Freq.	Tune-up limit (dBm)
Channel				18700	18900	19100	
Frequency (MHz)				1860	1880	1900	
20	QPSK	1	0	23.11	22.99	22.91	24
20	QPSK	1	49	22.75	22.82	22.33	
20	QPSK	1	99	22.44	22.87	22.90	
20	QPSK	50	0	21.85	21.72	21.80	23
20	QPSK	50	24	21.61	21.84	21.43	
20	QPSK	50	50	21.48	21.81	21.74	
20	QPSK	100	0	21.94	21.93	21.78	23
20	16QAM	1	0	22.42	21.92	22.02	
20	16QAM	1	49	22.00	22.23	21.69	
20	16QAM	1	99	21.79	22.20	22.72	22
20	16QAM	50	0	20.81	20.73	20.58	
20	16QAM	50	24	20.62	20.96	20.45	
20	16QAM	50	50	20.53	21.02	21.08	22
20	16QAM	100	0	20.41	20.97	20.76	
20	64QAM	1	0	21.27	20.77	20.88	
20	64QAM	1	49	20.68	21.15	20.53	22
20	64QAM	1	99	20.62	21.08	21.63	
20	64QAM	50	0	19.77	19.76	19.63	
20	64QAM	50	24	19.61	19.93	19.46	21
20	64QAM	50	50	19.53	19.97	20.06	
20	64QAM	100	0	19.19	19.93	19.75	
Channel				18675	18900	19125	Tune-up limit (dBm)
Frequency (MHz)				1857.5	1880	1902.5	
15	QPSK	1	0	23.08	22.99	22.89	24
15	QPSK	1	37	22.73	22.75	22.33	
15	QPSK	1	74	22.42	22.82	22.82	
15	QPSK	36	0	21.85	21.60	21.77	23
15	QPSK	36	20	21.56	21.84	21.35	
15	QPSK	36	39	21.48	21.68	21.71	
15	QPSK	75	0	21.79	21.80	21.65	23
15	16QAM	1	0	22.22	21.74	21.98	
15	16QAM	1	37	21.97	22.04	21.51	
15	16QAM	1	74	21.71	22.04	22.58	22
15	16QAM	36	0	20.65	20.53	20.52	
15	16QAM	36	20	20.56	20.80	20.41	
15	16QAM	36	39	20.53	20.87	20.91	22
15	16QAM	75	0	20.36	20.94	20.61	
15	64QAM	1	0	21.22	20.62	20.76	
15	64QAM	1	37	20.64	21.02	20.44	22
15	64QAM	1	74	20.50	20.94	21.62	
15	64QAM	36	0	19.61	19.57	19.57	
15	64QAM	36	20	19.47	19.85	19.34	21
15	64QAM	36	39	19.48	19.77	19.91	
15	64QAM	75	0	19.02	19.90	19.60	
Channel				18650	18900	19150	Tune-up limit (dBm)
Frequency (MHz)				1855	1880	1905	
10	QPSK	1	0	23.04	22.91	22.76	24
10	QPSK	1	25	22.60	22.79	22.16	
10	QPSK	1	49	22.39	22.71	22.71	
10	QPSK	25	0	21.65	21.58	21.72	23
10	QPSK	25	12	21.52	21.82	21.28	
10	QPSK	25	25	21.32	21.80	21.62	
10	QPSK	50	0	21.88	21.87	21.64	23
10	16QAM	1	0	22.31	21.72	21.89	



10	16QAM	1	25	21.96	22.18	21.64	22
10	16QAM	1	49	21.78	22.09	22.66	
10	16QAM	25	0	20.66	20.65	20.48	
10	16QAM	25	12	20.52	20.90	20.39	
10	16QAM	25	25	20.50	20.92	20.94	
10	16QAM	50	0	20.28	20.80	20.73	
10	64QAM	1	0	21.23	20.69	20.83	22
10	64QAM	1	25	20.50	21.09	20.47	
10	64QAM	1	49	20.56	20.94	21.45	21
10	64QAM	25	0	19.65	19.60	19.49	
10	64QAM	25	12	19.61	19.81	19.41	
10	64QAM	25	25	19.47	19.82	19.92	
10	64QAM	50	0	19.18	19.81	19.69	
Channel				18625	18900	19175	Tune-up limit (dBm)
Frequency (MHz)				1852.5	1880	1907.5	
5	QPSK	1	0	22.99	22.81	22.79	24
5	QPSK	1	12	22.64	22.65	22.18	
5	QPSK	1	24	22.36	22.81	22.81	
5	QPSK	12	0	21.80	21.72	21.72	23
5	QPSK	12	7	21.60	21.67	21.32	
5	QPSK	12	13	21.40	21.78	21.72	
5	QPSK	25	0	21.94	21.93	21.75	
5	16QAM	1	0	22.26	21.83	21.91	23
5	16QAM	1	12	21.83	22.11	21.64	
5	16QAM	1	24	21.67	22.03	22.63	
5	16QAM	12	0	20.72	20.60	20.55	22
5	16QAM	12	7	20.47	20.77	20.42	
5	16QAM	12	13	20.42	20.97	20.93	
5	16QAM	25	0	20.39	20.93	20.64	
5	64QAM	1	0	21.27	20.64	20.77	
5	64QAM	1	12	20.52	20.97	20.40	22
5	64QAM	1	24	20.58	20.88	21.60	
5	64QAM	12	0	19.70	19.73	19.57	21
5	64QAM	12	7	19.44	19.80	19.46	
5	64QAM	12	13	19.50	19.79	19.91	
5	64QAM	25	0	19.12	19.89	19.61	
Channel				18615	18900	19185	
Frequency (MHz)				1851.5	1880	1908.5	
3	QPSK	1	0	23.04	22.96	22.91	24
3	QPSK	1	8	22.64	22.82	22.13	
3	QPSK	1	14	22.29	22.85	22.73	
3	QPSK	8	0	21.80	21.52	21.71	23
3	QPSK	8	4	21.44	21.78	21.34	
3	QPSK	8	7	21.44	21.61	21.72	
3	QPSK	15	0	21.81	21.89	21.59	
3	16QAM	1	0	22.42	21.91	21.95	23
3	16QAM	1	8	22.00	22.13	21.67	
3	16QAM	1	14	21.77	22.07	22.69	
3	16QAM	8	0	20.80	20.58	20.48	
3	16QAM	8	4	20.44	20.81	20.31	22
3	16QAM	8	7	20.38	20.93	20.95	
3	16QAM	15	0	20.26	20.96	20.66	
3	64QAM	1	0	21.13	20.67	20.87	22
3	64QAM	1	8	20.58	21.07	20.43	
3	64QAM	1	14	20.62	20.96	21.43	
3	64QAM	8	0	19.71	19.69	19.45	21
3	64QAM	8	4	19.41	19.81	19.44	
3	64QAM	8	7	19.39	19.82	19.87	
3	64QAM	15	0	19.11	19.79	19.66	



Channel				18607	18900	19193	Tune-up limit (dBm)
Frequency (MHz)				1850.7	1880	1909.3	
1.4	QPSK	1	0	22.95	22.88	22.71	24
1.4	QPSK	1	3	22.57	22.74	22.28	
1.4	QPSK	1	5	22.26	22.76	22.87	
1.4	QPSK	3	0	22.94	22.86	22.72	
1.4	QPSK	3	1	22.70	22.78	22.32	
1.4	QPSK	3	3	22.36	22.85	22.71	
1.4	QPSK	6	0	21.80	21.55	21.61	23
1.4	16QAM	1	0	21.60	21.69	21.23	23
1.4	16QAM	1	3	21.30	21.80	21.66	
1.4	16QAM	1	5	21.87	21.88	21.78	
1.4	16QAM	3	0	22.22	21.73	21.91	
1.4	16QAM	3	1	21.84	22.11	21.61	
1.4	16QAM	3	3	21.78	22.18	22.67	
1.4	16QAM	6	0	20.64	20.72	20.52	22
1.4	64QAM	1	0	20.43	20.91	20.44	22
1.4	64QAM	1	3	20.35	20.87	21.04	
1.4	64QAM	1	5	20.33	20.85	20.70	
1.4	64QAM	3	0	21.24	20.71	20.83	
1.4	64QAM	3	1	20.53	21.12	20.51	
1.4	64QAM	3	3	20.55	20.95	21.57	
1.4	64QAM	6	0	19.67	19.70	19.47	21

<LTE Band 4>

BW [MHz]	Modulation	RB Size	RB Offset	Power Low Ch. / Freq.	Power Middle Ch. / Freq.	Power High Ch. / Freq.	Tune-up limit (dBm)
Channel				20050	20175	20300	
Frequency (MHz)				1720	1732.5	1745	
20	QPSK	1	0	22.99	22.89	22.96	24
20	QPSK	1	49	22.92	22.67	22.92	
20	QPSK	1	99	22.67	22.87	22.93	
20	QPSK	50	0	22.02	21.80	21.97	23
20	QPSK	50	24	21.89	21.72	21.99	
20	QPSK	50	50	21.76	21.78	21.97	
20	QPSK	100	0	21.96	21.83	21.88	23
20	16QAM	1	0	22.37	22.22	22.25	
20	16QAM	1	49	22.26	22.00	22.28	
20	16QAM	1	99	22.00	22.22	22.39	22
20	16QAM	50	0	21.03	20.83	20.98	
20	16QAM	50	24	20.91	20.75	21.02	
20	16QAM	50	50	20.80	20.81	21.02	22
20	16QAM	100	0	20.80	20.87	21.01	
20	64QAM	1	0	21.24	21.21	21.06	
20	64QAM	1	49	21.24	20.97	21.26	22
20	64QAM	1	99	20.84	21.10	21.24	
20	64QAM	50	0	20.06	19.88	20.04	
20	64QAM	50	24	19.93	19.79	20.03	21
20	64QAM	50	50	19.82	19.85	20.00	
20	64QAM	100	0	19.81	19.90	20.02	
Channel				20025	20175	20325	Tune-up limit (dBm)
Frequency (MHz)				1717.5	1732.5	1747.5	
15	QPSK	1	0	22.97	22.84	22.90	24
15	QPSK	1	37	22.80	22.58	22.78	
15	QPSK	1	74	22.50	22.67	22.77	
15	QPSK	36	0	21.92	21.71	21.86	23
15	QPSK	36	20	21.78	21.65	21.89	
15	QPSK	36	39	21.66	21.65	21.87	
15	QPSK	75	0	21.83	21.67	21.88	
15	16QAM	1	0	22.36	22.15	22.12	23



FCC SAR TEST REPORT

Report No. : FA1N1847

15	16QAM	1	37	22.12	21.93	22.09	22
15	16QAM	1	74	21.90	22.09	22.21	
15	16QAM	36	0	21.03	20.74	20.78	
15	16QAM	36	20	20.74	20.66	20.87	
15	16QAM	36	39	20.69	20.67	20.95	
15	16QAM	75	0	20.76	20.80	20.97	
15	64QAM	1	0	21.06	21.21	20.96	22
15	64QAM	1	37	21.23	20.89	21.13	
15	64QAM	1	74	20.70	21.06	21.10	
15	64QAM	36	0	20.01	19.68	19.86	21
15	64QAM	36	20	19.79	19.73	19.90	
15	64QAM	36	39	19.68	19.76	19.81	
15	64QAM	75	0	19.81	19.86	19.87	
Channel				20000	20175	20350	Tune-up limit (dBm)
Frequency (MHz)				1715	1732.5	1750	
10	QPSK	1	0	22.84	22.69	22.82	24
10	QPSK	1	25	22.73	22.62	22.86	
10	QPSK	1	49	22.57	22.83	22.87	
10	QPSK	25	0	21.87	21.77	21.85	23
10	QPSK	25	12	21.77	21.69	21.86	
10	QPSK	25	25	21.73	21.68	21.80	
10	QPSK	50	0	21.89	21.79	21.83	
10	16QAM	1	0	22.31	22.16	22.09	23
10	16QAM	1	25	22.18	21.87	22.14	
10	16QAM	1	49	21.90	22.06	22.38	
10	16QAM	25	0	20.83	20.69	20.93	22
10	16QAM	25	12	20.83	20.70	20.87	
10	16QAM	25	25	20.74	20.81	20.84	
10	16QAM	50	0	20.62	20.76	20.93	
10	64QAM	1	0	21.20	21.17	21.00	22
10	64QAM	1	25	21.17	20.77	21.25	
10	64QAM	1	49	20.71	20.95	21.06	
10	64QAM	25	0	19.98	19.74	19.88	21
10	64QAM	25	12	19.79	19.69	19.95	
10	64QAM	25	25	19.67	19.71	19.88	
10	64QAM	50	0	19.76	19.70	20.00	
Channel				19975	20175	20375	Tune-up limit (dBm)
Frequency (MHz)				1712.5	1732.5	1752.5	
5	QPSK	1	0	22.84	22.80	22.85	24
5	QPSK	1	12	22.74	22.55	22.86	
5	QPSK	1	24	22.67	22.83	22.74	
5	QPSK	12	0	21.87	21.77	21.92	23
5	QPSK	12	7	21.69	21.66	21.83	
5	QPSK	12	13	21.70	21.71	21.93	
5	QPSK	25	0	21.92	21.81	21.73	
5	16QAM	1	0	22.29	22.19	22.16	23
5	16QAM	1	12	22.08	21.82	22.19	
5	16QAM	1	24	21.99	22.10	22.25	
5	16QAM	12	0	20.86	20.65	20.79	22
5	16QAM	12	7	20.86	20.56	21.01	
5	16QAM	12	13	20.80	20.77	20.85	
5	16QAM	25	0	20.60	20.74	20.98	
5	64QAM	1	0	21.13	21.05	20.96	22
5	64QAM	1	12	21.13	20.87	21.13	
5	64QAM	1	24	20.73	20.92	21.11	
5	64QAM	12	0	19.88	19.81	19.85	21
5	64QAM	12	7	19.84	19.60	19.98	
5	64QAM	12	13	19.80	19.82	19.89	
5	64QAM	25	0	19.63	19.78	19.93	
Channel				19965	20175	20385	Tune-up limit



Frequency (MHz)				1711.5	1732.5	1753.5	(dBm)
3	QPSK	1	0	22.82	22.73	22.94	24
3	QPSK	1	8	22.85	22.60	22.73	
3	QPSK	1	14	22.55	22.78	22.76	
3	QPSK	8	0	21.98	21.79	21.77	23
3	QPSK	8	4	21.76	21.64	21.89	
3	QPSK	8	7	21.68	21.72	21.89	
3	QPSK	15	0	21.95	21.71	21.80	23
3	16QAM	1	0	22.31	22.14	22.20	
3	16QAM	1	8	22.08	21.95	22.17	
3	16QAM	1	14	21.87	22.17	22.29	22
3	16QAM	8	0	20.98	20.70	20.85	
3	16QAM	8	4	20.90	20.55	20.92	
3	16QAM	8	7	20.80	20.62	21.02	22
3	16QAM	15	0	20.63	20.72	20.86	
3	64QAM	1	0	21.22	21.07	21.00	
3	64QAM	1	8	21.14	20.82	21.16	22
3	64QAM	1	14	20.72	21.08	21.16	
3	64QAM	8	0	19.98	19.70	19.99	
3	64QAM	8	4	19.93	19.71	19.95	21
3	64QAM	8	7	19.66	19.69	19.93	
3	64QAM	15	0	19.75	19.73	19.93	
Channel				19957	20175	20393	Tune-up limit (dBm)
Frequency (MHz)				1710.7	1732.5	1754.3	
1.4	QPSK	1	0	22.90	22.80	22.94	24
1.4	QPSK	1	3	22.74	22.61	22.83	
1.4	QPSK	1	5	22.63	22.84	22.91	
1.4	QPSK	3	0	22.88	22.76	22.96	
1.4	QPSK	3	1	22.91	22.52	22.83	
1.4	QPSK	3	3	22.51	22.79	22.82	23
1.4	QPSK	6	0	21.93	21.62	21.95	
1.4	16QAM	1	0	21.74	21.59	21.96	23
1.4	16QAM	1	3	21.58	21.64	21.96	
1.4	16QAM	1	5	21.81	21.70	21.70	
1.4	16QAM	3	0	22.18	22.11	22.15	
1.4	16QAM	3	1	22.08	21.86	22.19	
1.4	16QAM	3	3	21.83	22.02	22.34	22
1.4	16QAM	6	0	20.90	20.77	20.86	
1.4	64QAM	1	0	20.77	20.69	20.98	22
1.4	64QAM	1	3	20.70	20.79	20.93	
1.4	64QAM	1	5	20.64	20.78	20.91	
1.4	64QAM	3	0	21.04	21.15	21.02	
1.4	64QAM	3	1	21.05	20.80	21.16	
1.4	64QAM	3	3	20.79	21.00	21.21	22
1.4	64QAM	6	0	19.96	19.84	20.03	

<LTE Band 5>

BW [MHz]	Modulation	RB Size	RB Offset	Power Low Ch. / Freq.	Power Middle Ch. / Freq.	Power High Ch. / Freq.	Tune-up limit (dBm)
Channel				20450	20525	20600	Tune-up limit (dBm)
Frequency (MHz)				829	836.5	844	
10	QPSK	1	0	24.03	23.97	24.00	25
10	QPSK	1	25	24.02	23.89	23.83	
10	QPSK	1	49	23.95	23.94	23.94	
10	QPSK	25	0	22.99	22.98	22.93	24
10	QPSK	25	12	22.92	22.86	22.89	
10	QPSK	25	25	22.91	22.89	22.89	
10	QPSK	50	0	23.19	22.97	22.85	24
10	16QAM	1	0	23.20	23.05	22.80	
10	16QAM	1	25	22.90	22.85	23.07	



FCC SAR TEST REPORT

Report No. : FA1N1847

10	16QAM	1	49	23.23	23.16	22.91	
10	16QAM	25	0	21.91	21.97	22.16	23
10	16QAM	25	12	21.92	22.17	21.95	
10	16QAM	25	25	21.93	21.96	21.95	
10	16QAM	50	0	21.92	21.85	21.92	
10	64QAM	1	0	22.23	21.91	22.18	23
10	64QAM	1	25	22.06	21.81	22.08	
10	64QAM	1	49	21.89	22.04	22.14	
10	64QAM	25	0	21.05	20.88	20.92	22
10	64QAM	25	12	20.93	21.12	21.18	
10	64QAM	25	25	20.98	21.16	21.14	
10	64QAM	50	0	20.91	20.96	21.10	
Channel				20425	20525	20625	Tune-up limit (dBm)
Frequency (MHz)				826.5	836.5	846.5	
5	QPSK	1	0	23.95	23.97	23.85	25
5	QPSK	1	12	23.89	23.72	23.78	
5	QPSK	1	24	23.90	23.80	23.86	
5	QPSK	12	0	22.83	22.90	22.86	24
5	QPSK	12	7	22.72	22.85	22.76	
5	QPSK	12	13	22.73	22.89	22.75	
5	QPSK	25	0	23.18	22.90	22.80	
5	16QAM	1	0	23.03	23.04	22.67	24
5	16QAM	1	12	22.88	22.71	23.01	
5	16QAM	1	24	23.17	23.09	22.89	
5	16QAM	12	0	21.71	21.94	22.06	
5	16QAM	12	7	21.83	22.11	21.78	23
5	16QAM	12	13	21.84	21.92	21.79	
5	16QAM	25	0	21.82	21.81	21.92	
5	64QAM	1	0	22.09	21.78	22.04	23
5	64QAM	1	12	22.04	21.65	21.99	
5	64QAM	1	24	21.75	21.92	21.95	
5	64QAM	12	0	20.90	20.68	20.80	
5	64QAM	12	7	20.79	21.01	21.14	22
5	64QAM	12	13	20.80	21.13	21.01	
5	64QAM	25	0	20.82	20.93	21.10	
Channel				20415	20525	20635	Tune-up limit (dBm)
Frequency (MHz)				825.5	836.5	847.5	
3	QPSK	1	0	23.88	23.81	23.85	25
3	QPSK	1	8	23.94	23.75	23.71	
3	QPSK	1	14	23.78	23.76	23.92	
3	QPSK	8	0	22.89	22.85	22.75	24
3	QPSK	8	4	22.83	22.72	22.81	
3	QPSK	8	7	22.84	22.81	22.77	
3	QPSK	15	0	23.00	22.92	22.83	
3	16QAM	1	0	23.18	22.94	22.66	24
3	16QAM	1	8	22.86	22.77	22.89	
3	16QAM	1	14	23.06	22.96	22.71	
3	16QAM	8	0	21.71	21.79	22.12	
3	16QAM	8	4	21.79	22.02	21.85	23
3	16QAM	8	7	21.89	21.83	21.90	
3	16QAM	15	0	21.81	21.80	21.78	
3	64QAM	1	0	22.10	21.85	22.15	23
3	64QAM	1	8	22.06	21.76	22.08	
3	64QAM	1	14	21.81	22.04	21.95	
3	64QAM	8	0	20.87	20.87	20.77	
3	64QAM	8	4	20.80	21.01	21.18	22
3	64QAM	8	7	20.80	21.14	21.08	
3	64QAM	15	0	20.86	20.84	20.94	
Channel				20407	20525	20643	Tune-up limit (dBm)
Frequency (MHz)				824.7	836.5	848.3	



1.4	QPSK	1	0	23.85	23.92	23.87	25
1.4	QPSK	1	3	23.89	23.78	23.82	
1.4	QPSK	1	5	23.95	23.86	23.76	
1.4	QPSK	3	0	23.98	23.83	23.94	
1.4	QPSK	3	1	23.84	23.70	23.79	
1.4	QPSK	3	3	23.89	23.82	23.74	24
1.4	QPSK	6	0	22.93	22.85	22.91	
1.4	16QAM	1	0	22.74	22.83	22.84	24
1.4	16QAM	1	3	22.77	22.87	22.69	
1.4	16QAM	1	5	22.99	22.96	22.74	
1.4	16QAM	3	0	23.06	23.01	22.67	
1.4	16QAM	3	1	22.80	22.70	22.96	
1.4	16QAM	3	3	23.05	23.13	22.87	23
1.4	16QAM	6	0	21.74	21.94	21.96	
1.4	64QAM	1	0	21.90	21.99	21.92	23
1.4	64QAM	1	3	21.86	21.86	21.81	
1.4	64QAM	1	5	21.83	21.74	21.88	
1.4	64QAM	3	0	22.14	21.78	21.99	
1.4	64QAM	3	1	21.94	21.70	22.03	
1.4	64QAM	3	3	21.83	22.04	22.07	
1.4	64QAM	6	0	20.98	20.85	20.79	22

<LTE Band 7>

BW [MHz]	Modulation	RB Size	RB Offset	Power Low Ch. / Freq.	Power Middle Ch. / Freq.	Power High Ch. / Freq.	Tune-up limit (dBm)
Channel				20850	21100	21350	
Frequency (MHz)				2510	2535	2560	
20	QPSK	1	0	22.96	22.88	22.90	24
20	QPSK	1	49	22.81	22.92	22.81	
20	QPSK	1	99	22.89	22.84	22.88	
20	QPSK	50	0	21.91	21.90	21.87	23
20	QPSK	50	24	21.86	21.82	21.80	
20	QPSK	50	50	21.85	21.85	21.82	
20	QPSK	100	0	22.07	22.01	21.93	
20	16QAM	1	0	22.35	22.26	21.87	23
20	16QAM	1	49	22.09	22.28	22.21	
20	16QAM	1	99	22.52	22.22	22.55	
20	16QAM	50	0	20.94	20.84	20.59	22
20	16QAM	50	24	20.89	20.96	20.81	
20	16QAM	50	50	21.09	20.94	20.85	
20	16QAM	100	0	20.80	21.05	20.98	
20	64QAM	1	0	21.35	21.21	21.03	22
20	64QAM	1	49	21.17	21.22	21.05	
20	64QAM	1	99	21.40	21.28	21.08	
20	64QAM	50	0	19.96	19.83	19.78	21
20	64QAM	50	24	19.90	19.95	19.82	
20	64QAM	50	50	20.11	19.96	19.72	
20	64QAM	100	0	19.83	20.05	19.85	
Channel				20825	21100	21375	
Frequency (MHz)				2507.5	2535	2562.5	
15	QPSK	1	0	22.91	22.71	22.72	24
15	QPSK	1	37	22.74	22.75	22.63	
15	QPSK	1	74	22.83	22.68	22.70	
15	QPSK	36	0	21.81	21.85	21.81	23
15	QPSK	36	20	21.72	21.80	21.61	
15	QPSK	36	39	21.69	21.80	21.62	
15	QPSK	75	0	21.95	21.99	21.90	
15	16QAM	1	0	22.34	22.17	21.76	23
15	16QAM	1	37	21.99	22.10	22.09	
15	16QAM	1	74	22.39	22.18	22.39	



FCC SAR TEST REPORT

Report No. : FA1N1847

15	16QAM	36	0	20.94	20.81	20.56	22
15	16QAM	36	20	20.86	20.81	20.64	
15	16QAM	36	39	20.91	20.93	20.67	
15	16QAM	75	0	20.67	21.04	20.78	
15	64QAM	1	0	21.16	21.19	20.87	22
15	64QAM	1	37	21.08	21.20	20.90	
15	64QAM	1	74	21.28	21.21	20.89	
15	64QAM	36	0	19.87	19.70	19.59	21
15	64QAM	36	20	19.80	19.76	19.62	
15	64QAM	36	39	20.00	19.76	19.68	
15	64QAM	75	0	19.82	19.90	19.67	
Channel				20800	21100	21400	Tune-up limit (dBm)
Frequency (MHz)				2505	2535	2565	
10	QPSK	1	0	22.96	22.85	22.80	24
10	QPSK	1	25	22.65	22.84	22.76	
10	QPSK	1	49	22.74	22.83	22.75	
10	QPSK	25	0	21.86	21.82	21.77	23
10	QPSK	25	12	21.83	21.68	21.69	
10	QPSK	25	25	21.72	21.80	21.64	
10	QPSK	50	0	21.87	21.83	21.75	
10	16QAM	1	0	22.27	22.09	21.78	23
10	16QAM	1	25	22.04	22.13	22.01	
10	16QAM	1	49	22.46	22.18	22.39	
10	16QAM	25	0	20.86	20.81	20.45	22
10	16QAM	25	12	20.78	20.93	20.69	
10	16QAM	25	25	21.00	20.84	20.75	
10	16QAM	50	0	20.80	21.03	20.91	
10	64QAM	1	0	21.35	21.15	20.83	22
10	64QAM	1	25	21.13	21.02	21.05	
10	64QAM	1	49	21.32	21.09	20.93	
10	64QAM	25	0	19.79	19.70	19.58	21
10	64QAM	25	12	19.80	19.84	19.65	
10	64QAM	25	25	20.01	19.85	19.62	
10	64QAM	50	0	19.79	19.90	19.65	
Channel				20775	21100	21425	Tune-up limit (dBm)
Frequency (MHz)				2502.5	2535	2567.5	
5	QPSK	1	0	22.85	22.80	22.82	24
5	QPSK	1	12	22.67	22.74	22.63	
5	QPSK	1	24	22.80	22.65	22.87	
5	QPSK	12	0	21.91	21.78	21.80	23
5	QPSK	12	7	21.73	21.79	21.64	
5	QPSK	12	13	21.68	21.85	21.64	
5	QPSK	25	0	21.96	21.92	21.82	
5	16QAM	1	0	22.29	22.14	21.72	23
5	16QAM	1	12	21.89	22.19	22.16	
5	16QAM	1	24	22.38	22.21	22.45	
5	16QAM	12	0	20.78	20.79	20.53	22
5	16QAM	12	7	20.78	20.77	20.77	
5	16QAM	12	13	21.08	20.75	20.66	
5	16QAM	25	0	20.70	20.86	20.86	
5	64QAM	1	0	21.22	21.20	21.00	22
5	64QAM	1	12	21.08	21.05	20.93	
5	64QAM	1	24	21.34	21.14	20.89	
5	64QAM	12	0	19.82	19.75	19.66	21
5	64QAM	12	7	19.72	19.92	19.62	
5	64QAM	12	13	20.10	19.79	19.68	
5	64QAM	25	0	19.76	20.05	19.73	



<LTE Band 12>

BW [MHz]	Modulation	RB Size	RB Offset	Power Low Ch. / Freq.	Power Middle Ch. / Freq.	Power High Ch. / Freq.	Tune-up limit (dBm)
Channel				23060	23095	23130	
Frequency (MHz)				704	707.5	711	
10	QPSK	1	0	23.82	23.94	23.70	
10	QPSK	1	25	23.81	23.77	23.67	25
10	QPSK	1	49	23.72	23.84	23.62	
10	QPSK	25	0	22.83	22.97	22.89	
10	QPSK	25	12	22.93	22.89	22.87	24
10	QPSK	25	25	22.83	22.96	22.82	
10	QPSK	50	0	23.02	23.11	22.71	
10	16QAM	1	0	22.66	22.93	22.65	24
10	16QAM	1	25	22.95	23.02	22.84	
10	16QAM	1	49	22.77	23.00	22.68	
10	16QAM	25	0	21.82	21.78	21.78	23
10	16QAM	25	12	21.88	21.94	21.69	
10	16QAM	25	25	21.66	21.94	21.68	
10	16QAM	50	0	21.86	21.87	21.86	23
10	64QAM	1	0	21.88	22.09	21.57	
10	64QAM	1	25	21.93	21.98	21.86	
10	64QAM	1	49	21.90	21.80	21.76	22
10	64QAM	25	0	20.91	21.01	20.69	
10	64QAM	25	12	20.66	20.94	20.51	
10	64QAM	25	25	20.74	21.11	20.74	22
10	64QAM	50	0	20.73	20.85	20.82	
Channel				23035	23095	23155	
Frequency (MHz)				701.5	707.5	713.5	Tune-up limit (dBm)
5	QPSK	1	0	23.70	23.74	23.59	25
5	QPSK	1	12	23.66	23.66	23.56	
5	QPSK	1	24	23.71	23.80	23.45	
5	QPSK	12	0	22.72	22.85	22.85	24
5	QPSK	12	7	22.90	22.76	22.67	
5	QPSK	12	13	22.80	22.93	22.75	
5	QPSK	25	0	22.97	22.97	22.60	24
5	16QAM	1	0	22.46	22.85	22.65	
5	16QAM	1	12	22.75	22.86	22.84	
5	16QAM	1	24	22.73	22.95	22.67	23
5	16QAM	12	0	21.72	21.58	21.69	
5	16QAM	12	7	21.84	21.79	21.60	
5	16QAM	12	13	21.46	21.91	21.48	23
5	16QAM	25	0	21.73	21.80	21.73	
5	64QAM	1	0	21.73	22.09	21.47	
5	64QAM	1	12	21.76	21.81	21.86	23
5	64QAM	1	24	21.77	21.64	21.56	
5	64QAM	12	0	20.74	21.00	20.56	
5	64QAM	12	7	20.46	20.77	20.50	22
5	64QAM	12	13	20.69	21.07	20.72	
5	64QAM	25	0	20.55	20.72	20.82	
Channel				23025	23095	23165	Tune-up limit (dBm)
Frequency (MHz)				700.5	707.5	714.5	
3	QPSK	1	0	23.73	23.79	23.67	25
3	QPSK	1	8	23.72	23.74	23.49	
3	QPSK	1	14	23.61	23.71	23.47	
3	QPSK	8	0	22.68	22.90	22.69	24
3	QPSK	8	4	22.89	22.83	22.75	
3	QPSK	8	7	22.76	22.83	22.71	
3	QPSK	15	0	22.90	22.91	22.53	24
3	16QAM	1	0	22.46	22.79	22.50	
3	16QAM	1	8	22.93	22.97	22.78	



3	16QAM	1	14	22.63	22.83	22.54	23
3	16QAM	8	0	21.64	21.69	21.60	
3	16QAM	8	4	21.78	21.81	21.62	
3	16QAM	8	7	21.48	21.83	21.53	
3	16QAM	15	0	21.69	21.80	21.66	
3	64QAM	1	0	21.82	21.94	21.54	23
3	64QAM	1	8	21.89	21.95	21.79	
3	64QAM	1	14	21.86	21.65	21.65	
3	64QAM	8	0	20.76	20.99	20.61	22
3	64QAM	8	4	20.51	20.88	20.39	
3	64QAM	8	7	20.63	20.97	20.65	
3	64QAM	15	0	20.72	20.74	20.75	
Channel				23017	23095	23173	Tune-up limit (dBm)
Frequency (MHz)				699.7	707.5	715.3	
1.4	QPSK	1	0	23.81	23.93	23.57	25
1.4	QPSK	1	3	23.80	23.58	23.47	
1.4	QPSK	1	5	23.58	23.75	23.52	
1.4	QPSK	3	0	23.62	23.80	23.69	
1.4	QPSK	3	1	23.81	23.63	23.60	
1.4	QPSK	3	3	23.70	23.84	23.59	24
1.4	QPSK	6	0	22.64	22.95	22.80	
1.4	16QAM	1	0	22.89	22.77	22.86	24
1.4	16QAM	1	3	22.74	22.92	22.65	
1.4	16QAM	1	5	22.89	23.04	22.70	
1.4	16QAM	3	0	22.66	22.88	22.57	
1.4	16QAM	3	1	22.84	22.99	22.82	
1.4	16QAM	3	3	22.73	22.94	22.48	23
1.4	16QAM	6	0	21.75	21.78	21.77	
1.4	64QAM	1	0	21.69	21.88	21.56	23
1.4	64QAM	1	3	21.57	21.81	21.62	
1.4	64QAM	1	5	21.82	21.72	21.69	
1.4	64QAM	3	0	21.72	21.93	21.44	
1.4	64QAM	3	1	21.83	21.93	21.83	
1.4	64QAM	3	3	21.85	21.79	21.64	22
1.4	64QAM	6	0	20.82	20.94	20.55	

<LTE Band 13>

BW [MHz]	Modulation	RB Size	RB Offset	Power Low Ch. / Freq.	Power Middle Ch. / Freq.	Power High Ch. / Freq.	Tune-up limit (dBm)
Channel				23230			Tune-up limit (dBm)
Frequency (MHz)				782			
10	QPSK	1	0		23.69		25
10	QPSK	1	25		23.62		
10	QPSK	1	49		23.65		
10	QPSK	25	0		22.80		24
10	QPSK	25	12		22.50		
10	QPSK	25	25		22.71		
10	QPSK	50	0		22.56		24
10	16QAM	1	0		22.72		
10	16QAM	1	25		22.62		
10	16QAM	1	49		22.63		23
10	16QAM	25	0		21.62		
10	16QAM	25	12		21.62		
10	16QAM	25	25		21.50		23
10	16QAM	50	0		21.58		
10	64QAM	1	0		21.57		
10	64QAM	1	25		21.53		23
10	64QAM	1	49		21.49		
10	64QAM	25	0		20.51		22
10	64QAM	25	12		20.75		



10	64QAM	25	25		20.52		
10	64QAM	50	0		20.85		
Channel				23205	23230	23255	Tune-up limit (dBm)
Frequency (MHz)				779.5	782	784.5	
5	QPSK	1	0	23.59	23.51	23.56	25
5	QPSK	1	12	23.55	23.46	23.52	
5	QPSK	1	24	23.65	23.57	23.49	
5	QPSK	12	0	22.71	22.70	22.70	24
5	QPSK	12	7	22.39	22.34	22.44	
5	QPSK	12	13	22.70	22.60	22.70	
5	QPSK	25	0	22.40	22.40	22.55	24
5	16QAM	1	0	22.68	22.69	22.65	
5	16QAM	1	12	22.57	22.42	22.57	
5	16QAM	1	24	22.48	22.45	22.51	23
5	16QAM	12	0	21.54	21.45	21.57	
5	16QAM	12	7	21.58	21.51	21.55	
5	16QAM	12	13	21.42	21.41	21.37	23
5	16QAM	25	0	21.53	21.56	21.39	
5	64QAM	1	0	21.44	21.53	21.37	
5	64QAM	1	12	21.46	21.48	21.37	23
5	64QAM	1	24	21.47	21.32	21.35	
5	64QAM	12	0	20.34	20.35	20.48	
5	64QAM	12	7	20.68	20.65	20.63	22
5	64QAM	12	13	20.52	20.38	20.51	
5	64QAM	25	0	20.66	20.73	20.72	

<LTE Band 14>

BW [MHz]	Modulation	RB Size	RB Offset	Power Low Ch. / Freq.	Power Middle Ch. / Freq.	Power High Ch. / Freq.	Tune-up limit (dBm)
Channel				23330			Tune-up limit (dBm)
Frequency (MHz)				793			
10	QPSK	1	0		23.80		25
10	QPSK	1	25		23.66		
10	QPSK	1	49		23.69		
10	QPSK	25	0		22.88		24
10	QPSK	25	12		22.71		
10	QPSK	25	25		22.84		
10	QPSK	50	0		22.70		24
10	16QAM	1	0		22.91		
10	16QAM	1	25		22.83		
10	16QAM	1	49		22.70		23
10	16QAM	25	0		21.76		
10	16QAM	25	12		21.74		
10	16QAM	25	25		21.60		23
10	16QAM	50	0		21.92		
10	64QAM	1	0		21.63		
10	64QAM	1	25		21.93		23
10	64QAM	1	49		21.83		
10	64QAM	25	0		20.89		
10	64QAM	25	12		20.93		22
10	64QAM	25	25		20.73		
10	64QAM	50	0		20.94		
Channel				23305	23330	23355	Tune-up limit (dBm)
Frequency (MHz)				790.5	793	795.5	
5	QPSK	1	0	23.78	23.77	23.60	25
5	QPSK	1	12	23.60	23.56	23.46	
5	QPSK	1	24	23.56	23.54	23.58	
5	QPSK	12	0	22.86	22.81	22.86	24
5	QPSK	12	7	22.69	22.61	22.56	
5	QPSK	12	13	22.66	22.78	22.64	



5	QPSK	25	0	22.69	22.60	22.59	
5	16QAM	1	0	22.77	22.73	22.84	24
5	16QAM	1	12	22.73	22.75	22.76	
5	16QAM	1	24	22.60	22.58	22.52	
5	16QAM	12	0	21.67	21.68	21.68	23
5	16QAM	12	7	21.58	21.56	21.72	
5	16QAM	12	13	21.50	21.41	21.48	
5	16QAM	25	0	21.72	21.84	21.77	23
5	64QAM	1	0	21.46	21.44	21.52	
5	64QAM	1	12	21.85	21.76	21.85	
5	64QAM	1	24	21.82	21.80	21.81	22
5	64QAM	12	0	20.82	20.84	20.84	
5	64QAM	12	7	20.82	20.78	20.81	
5	64QAM	12	13	20.61	20.55	20.55	22
5	64QAM	25	0	20.76	20.94	20.83	

<LTE Band 17>

BW [MHz]	Modulation	RB Size	RB Offset	Power Low Ch. / Freq.	Power Middle Ch. / Freq.	Power High Ch. / Freq.	Tune-up limit (dBm)	
Channel				23780	23790	23800	Tune-up limit (dBm)	
Frequency (MHz)				709	710	711		
10	QPSK	1	0	23.85	23.88	23.68		25
10	QPSK	1	25	23.83	23.65	23.67		
10	QPSK	1	49	23.72	23.71	23.61		
10	QPSK	25	0	22.68	22.83	22.66	24	
10	QPSK	25	12	22.81	22.77	22.64		
10	QPSK	25	25	22.68	22.68	22.79		
10	QPSK	50	0	22.66	22.90	22.59	24	
10	16QAM	1	0	22.77	22.82	22.58		
10	16QAM	1	25	22.94	22.77	22.57		
10	16QAM	1	49	22.74	22.88	22.82	23	
10	16QAM	25	0	21.86	21.69	21.75		
10	16QAM	25	12	21.98	21.86	21.85		
10	16QAM	25	25	22.01	21.70	21.49	23	
10	16QAM	25	25	22.01	21.70	21.49		
10	16QAM	50	0	22.04	21.69	21.77		
10	64QAM	1	0	22.03	21.70	21.65	23	
10	64QAM	1	25	21.65	21.88	21.60		
10	64QAM	1	49	21.99	21.94	21.84		
10	64QAM	25	0	20.72	20.62	20.80	22	
10	64QAM	25	12	21.01	20.81	20.72		
10	64QAM	25	25	20.88	20.91	20.48		
10	64QAM	50	0	20.90	20.91	20.84	22	
Channel				23755	23790	23825		Tune-up limit (dBm)
Frequency (MHz)				706.5	710	713.5		
5	QPSK	1	0	23.75	23.68	23.59	25	
5	QPSK	1	12	23.72	23.53	23.52		
5	QPSK	1	24	23.55	23.53	23.41		
5	QPSK	12	0	22.65	22.73	22.48	24	
5	QPSK	12	7	22.65	22.60	22.63		
5	QPSK	12	13	22.58	22.49	22.77		
5	QPSK	25	0	22.65	22.85	22.43	24	
5	16QAM	1	0	22.59	22.68	22.49		
5	16QAM	1	12	22.82	22.75	22.56		
5	16QAM	1	24	22.64	22.75	22.81	23	
5	16QAM	12	0	21.78	21.52	21.69		
5	16QAM	12	7	21.84	21.82	21.82		
5	16QAM	12	13	21.86	21.50	21.41	23	
5	16QAM	12	13	21.86	21.50	21.41		
5	16QAM	25	0	22.00	21.51	21.58		
5	64QAM	1	0	21.97	21.58	21.58	23	
5	64QAM	1	12	21.59	21.68	21.55		



5	64QAM	1	24	21.97	21.92	21.67	22
5	64QAM	12	0	20.70	20.48	20.65	
5	64QAM	12	7	20.99	20.67	20.54	
5	64QAM	12	13	20.73	20.88	20.32	
5	64QAM	25	0	20.86	20.85	20.74	

<LTE Band 25>

BW [MHz]	Modulation	RB Size	RB Offset	Power Low Ch. / Freq.	Power Middle Ch. / Freq.	Power High Ch. / Freq.	Tune-up limit (dBm)
Channel				26140	26340	26590	Tune-up limit (dBm)
Frequency (MHz)				1860	1880	1905	
20	QPSK	1	0	22.98	22.66	22.91	24
20	QPSK	1	49	22.93	22.37	22.95	
20	QPSK	1	99	22.68	22.95	22.48	
20	QPSK	50	0	22.07	21.89	21.86	23
20	QPSK	50	24	21.87	21.66	21.83	
20	QPSK	50	50	21.75	21.87	21.81	
20	QPSK	100	0	21.96	21.90	21.90	23
20	16QAM	1	0	22.36	22.17	22.21	
20	16QAM	1	49	22.36	21.96	22.29	
20	16QAM	1	99	22.08	22.39	21.92	22
20	16QAM	50	0	20.97	20.69	20.54	
20	16QAM	50	24	20.98	20.71	21.13	
20	16QAM	50	50	20.83	20.96	21.05	22
20	16QAM	100	0	20.87	20.70	21.51	
20	64QAM	1	0	21.27	21.02	21.25	
20	64QAM	1	49	21.21	20.88	21.25	22
20	64QAM	1	99	21.03	21.25	20.83	
20	64QAM	50	0	19.97	19.73	19.57	
20	64QAM	50	24	19.88	19.75	20.15	21
20	64QAM	50	50	19.97	19.95	20.00	
20	64QAM	100	0	19.98	19.92	20.51	
Channel				26115	26340	26615	Tune-up limit (dBm)
Frequency (MHz)				1857.5	1880	1907.5	
15	QPSK	1	0	22.92	22.46	22.74	24
15	QPSK	1	37	22.84	22.34	22.82	
15	QPSK	1	74	22.60	22.77	22.34	
15	QPSK	36	0	21.93	21.75	21.66	23
15	QPSK	36	20	21.73	21.52	21.80	
15	QPSK	36	39	21.75	21.69	21.68	
15	QPSK	75	0	21.82	21.82	21.70	23
15	16QAM	1	0	22.32	22.16	22.03	
15	16QAM	1	37	22.17	21.85	22.09	
15	16QAM	1	74	21.97	22.22	21.88	22
15	16QAM	36	0	20.92	20.62	20.50	
15	16QAM	36	20	20.84	20.54	21.08	
15	16QAM	36	39	20.65	20.78	20.90	22
15	16QAM	75	0	20.79	20.52	21.36	
15	64QAM	1	0	21.09	20.82	21.25	
15	64QAM	1	37	21.03	20.83	21.25	22
15	64QAM	1	74	20.95	21.14	20.76	
15	64QAM	36	0	19.87	19.62	19.45	
15	64QAM	36	20	19.74	19.55	19.96	21
15	64QAM	36	39	19.88	19.85	19.91	
15	64QAM	36	75	19.81	19.73	20.48	
Channel				26090	26340	26640	Tune-up limit (dBm)
Frequency (MHz)				1855	1880	1910	
10	QPSK	1	0	22.95	22.60	22.89	24
10	QPSK	1	25	22.75	22.18	22.78	
10	QPSK	1	49	22.50	22.89	22.48	



FCC SAR TEST REPORT

Report No. : FA1N1847

10	QPSK	25	0	21.98	21.74	21.82	23
10	QPSK	25	12	21.86	21.60	21.80	
10	QPSK	25	25	21.56	21.86	21.61	
10	QPSK	50	0	21.83	21.87	21.83	
10	16QAM	1	0	22.18	22.00	22.14	23
10	16QAM	1	25	22.19	21.86	22.17	
10	16QAM	1	49	21.92	22.19	21.78	
10	16QAM	25	0	20.95	20.64	20.41	22
10	16QAM	25	12	20.90	20.55	21.09	
10	16QAM	25	25	20.68	20.80	20.97	
10	16QAM	50	0	20.76	20.51	21.32	
10	64QAM	1	0	21.23	21.02	21.15	22
10	64QAM	1	25	21.19	20.68	21.19	
10	64QAM	1	49	20.92	21.23	20.80	
10	64QAM	25	0	19.97	19.53	19.48	21
10	64QAM	25	12	19.78	19.60	20.05	
10	64QAM	25	25	19.81	19.88	19.95	
10	64QAM	50	0	19.95	19.91	20.49	
Channel				26065	26340	26665	Tune-up limit (dBm)
Frequency (MHz)				1852.5	1880	1912.5	
5	QPSK	1	0	22.85	22.59	22.89	24
5	QPSK	1	12	22.79	22.22	22.86	
5	QPSK	1	24	22.63	22.83	22.47	
5	QPSK	12	0	22.06	21.89	21.72	23
5	QPSK	12	7	21.71	21.50	21.75	
5	QPSK	12	13	21.70	21.84	21.72	
5	QPSK	25	0	21.77	21.85	21.75	23
5	16QAM	1	0	22.33	21.97	22.13	
5	16QAM	1	12	22.22	21.88	22.29	
5	16QAM	1	24	21.98	22.37	21.83	
5	16QAM	12	0	20.80	20.62	20.49	22
5	16QAM	12	7	20.83	20.68	20.97	
5	16QAM	12	13	20.79	20.89	20.86	
5	16QAM	25	0	20.73	20.61	21.48	
5	64QAM	1	0	21.25	20.91	21.13	22
5	64QAM	1	12	21.01	20.88	21.12	
5	64QAM	1	24	20.93	21.05	20.69	
5	64QAM	12	0	19.94	19.57	19.40	21
5	64QAM	12	7	19.74	19.61	20.04	
5	64QAM	12	13	19.81	19.85	19.80	
5	64QAM	25	0	19.84	19.78	20.39	
Channel				26055	26340	26675	Tune-up limit (dBm)
Frequency (MHz)				1851.5	1880	1913.5	
3	QPSK	1	0	22.91	22.47	22.83	24
3	QPSK	1	8	22.89	22.32	22.79	
3	QPSK	1	14	22.57	22.88	22.36	
3	QPSK	8	0	21.89	21.89	21.68	23
3	QPSK	8	4	21.81	21.51	21.69	
3	QPSK	8	7	21.70	21.79	21.64	
3	QPSK	15	0	21.81	21.82	21.90	23
3	16QAM	1	0	22.32	22.08	22.18	
3	16QAM	1	8	22.17	21.93	22.28	
3	16QAM	1	14	22.04	22.31	21.82	
3	16QAM	8	0	20.87	20.65	20.54	22
3	16QAM	8	4	20.90	20.56	20.95	
3	16QAM	8	7	20.72	20.92	21.02	
3	16QAM	15	0	20.81	20.56	21.41	
3	64QAM	1	0	21.08	20.89	21.18	22
3	64QAM	1	8	21.16	20.78	21.09	
3	64QAM	1	14	20.97	21.12	20.66	



3	64QAM	8	0	19.89	19.59	19.44	21
3	64QAM	8	4	19.77	19.67	20.03	
3	64QAM	8	7	19.79	19.83	19.83	
3	64QAM	15	0	19.98	19.72	20.36	
Channel				26047	26340	26683	Tune-up limit (dBm)
Frequency (MHz)				1850.7	1880	1914.3	
1.4	QPSK	1	0	22.88	22.47	22.89	24
1.4	QPSK	1	3	22.82	22.29	22.91	
1.4	QPSK	1	5	22.62	22.75	22.38	
1.4	QPSK	3	0	22.93	22.63	22.78	
1.4	QPSK	3	1	22.91	22.36	22.75	
1.4	QPSK	3	3	22.63	22.86	22.43	
1.4	QPSK	6	0	22.07	21.74	21.75	23
1.4	16QAM	1	0	21.84	21.54	21.74	23
1.4	16QAM	1	3	21.65	21.70	21.64	
1.4	16QAM	1	5	21.86	21.83	21.73	
1.4	16QAM	3	0	22.22	21.98	22.12	
1.4	16QAM	3	1	22.17	21.82	22.20	
1.4	16QAM	3	3	22.00	22.26	21.84	22
1.4	16QAM	6	0	20.93	20.53	20.50	22
1.4	64QAM	1	0	20.85	20.54	21.09	22
1.4	64QAM	1	3	20.66	20.76	20.87	
1.4	64QAM	1	5	20.70	20.50	21.36	
1.4	64QAM	3	0	21.18	20.83	21.20	
1.4	64QAM	3	1	21.01	20.69	21.21	
1.4	64QAM	3	3	20.93	21.06	20.81	
1.4	64QAM	6	0	19.96	19.61	19.52	21

<LTE Band 26>

BW [MHz]	Modulation	RB Size	RB Offset	Power Low Ch. / Freq.	Power Middle Ch. / Freq.	Power High Ch. / Freq.	Tune-up limit (dBm)
Channel				26765	26865	26965	Tune-up limit (dBm)
Frequency (MHz)				821.5	831.5	841.5	
15	QPSK	1	0	23.96	24.02	23.93	25
15	QPSK	1	37	23.85	23.88	23.77	
15	QPSK	1	74	23.76	24.01	23.90	
15	QPSK	36	0	23.05	23.08	22.97	24
15	QPSK	36	20	23.03	22.92	22.75	
15	QPSK	36	39	23.05	22.90	22.92	
15	QPSK	75	0	23.11	23.18	22.81	
15	16QAM	1	0	22.76	22.91	23.06	24
15	16QAM	1	37	23.04	22.83	23.12	
15	16QAM	1	74	22.78	22.98	23.03	
15	16QAM	36	0	21.84	22.20	21.99	23
15	16QAM	36	20	21.82	21.82	21.86	
15	16QAM	36	39	22.04	21.85	21.84	
15	16QAM	75	0	22.10	22.09	21.95	
15	64QAM	1	0	21.90	22.19	22.01	23
15	64QAM	1	37	21.92	21.98	21.82	
15	64QAM	1	74	21.96	22.22	21.87	
15	64QAM	36	0	20.91	21.16	20.95	22
15	64QAM	36	20	20.92	20.82	21.09	
15	64QAM	36	39	20.84	20.94	21.03	
15	64QAM	75	0	20.92	21.02	21.09	
Channel				26740	26865	26990	Tune-up limit (dBm)
Frequency (MHz)				819	831.5	844	
10	QPSK	1	0	23.81	23.94	23.73	25
10	QPSK	1	25	23.70	23.80	23.71	
10	QPSK	1	49	23.61	23.82	23.89	
10	QPSK	25	0	22.91	23.02	22.80	24



FCC SAR TEST REPORT

Report No. : FA1N1847

10	QPSK	25	12	22.92	22.90	22.71	
10	QPSK	25	25	22.95	22.83	22.85	
10	QPSK	50	0	23.11	23.09	22.80	
10	16QAM	1	0	22.61	22.78	23.05	24
10	16QAM	1	25	22.95	22.76	22.98	
10	16QAM	1	49	22.59	22.94	22.84	
10	16QAM	25	0	21.68	22.13	21.80	23
10	16QAM	25	12	21.63	21.76	21.78	
10	16QAM	25	25	21.90	21.74	21.74	
10	16QAM	50	0	22.01	21.96	21.82	
10	64QAM	1	0	21.81	22.07	21.96	23
10	64QAM	1	25	21.91	21.80	21.76	
10	64QAM	1	49	21.76	22.07	21.78	
10	64QAM	25	0	20.85	21.11	20.75	22
10	64QAM	25	12	20.72	20.79	21.03	
10	64QAM	25	25	20.78	20.79	20.97	
10	64QAM	50	0	20.92	20.89	21.03	
Channel				26715	26865	27015	Tune-up limit (dBm)
Frequency (MHz)				816.5	831.5	846.5	
5	QPSK	1	0	23.84	23.85	23.90	25
5	QPSK	1	12	23.81	23.72	23.74	
5	QPSK	1	24	23.68	23.84	23.74	
5	QPSK	12	0	22.97	22.99	22.90	24
5	QPSK	12	7	23.03	22.89	22.57	
5	QPSK	12	13	23.03	22.81	22.89	
5	QPSK	25	0	23.06	23.16	22.62	24
5	16QAM	1	0	22.65	22.87	23.06	
5	16QAM	1	12	22.84	22.65	23.08	
5	16QAM	1	24	22.67	22.87	22.94	
5	16QAM	12	0	21.64	22.08	21.82	23
5	16QAM	12	7	21.81	21.79	21.71	
5	16QAM	12	13	21.93	21.78	21.82	
5	16QAM	25	0	22.03	22.03	21.93	23
5	64QAM	1	0	21.72	22.19	21.83	
5	64QAM	1	12	21.78	21.89	21.70	
5	64QAM	1	24	21.76	22.22	21.76	
5	64QAM	12	0	20.88	21.12	20.86	22
5	64QAM	12	7	20.85	20.79	21.02	
5	64QAM	12	13	20.80	20.82	20.97	
5	64QAM	25	0	20.72	20.85	20.97	
Channel				26705	26865	27025	Tune-up limit (dBm)
Frequency (MHz)				815.5	831.5	847.5	
3	QPSK	1	0	23.83	23.86	23.81	25
3	QPSK	1	8	23.79	23.72	23.62	
3	QPSK	1	14	23.71	23.93	23.72	
3	QPSK	8	0	23.01	22.98	22.86	24
3	QPSK	8	4	22.96	22.80	22.57	
3	QPSK	8	7	22.94	22.84	22.80	
3	QPSK	15	0	23.07	23.10	22.64	24
3	16QAM	1	0	22.74	22.84	22.94	
3	16QAM	1	8	22.90	22.82	22.95	
3	16QAM	1	14	22.78	22.80	22.85	
3	16QAM	8	0	21.80	22.09	21.83	23
3	16QAM	8	4	21.76	21.73	21.68	
3	16QAM	8	7	21.87	21.69	21.83	
3	16QAM	15	0	21.99	21.95	21.89	23
3	64QAM	1	0	21.85	22.15	21.94	
3	64QAM	1	8	21.75	21.97	21.65	
3	64QAM	1	14	21.89	22.21	21.71	
3	64QAM	8	0	20.82	21.00	20.95	22



3	64QAM	8	4	20.73	20.69	20.92	
3	64QAM	8	7	20.74	20.88	20.90	
3	64QAM	15	0	20.82	21.02	21.09	
Channel				26697	26865	27033	Tune-up limit (dBm)
Frequency (MHz)				814.7	831.5	848.3	
1.4	QPSK	1	0	23.78	24.00	23.84	25
1.4	QPSK	1	3	23.76	23.88	23.61	
1.4	QPSK	1	5	23.73	23.84	23.70	
1.4	QPSK	3	0	23.78	23.93	23.83	
1.4	QPSK	3	1	23.77	23.71	23.77	
1.4	QPSK	3	3	23.65	23.98	23.84	
1.4	QPSK	6	0	23.01	22.93	22.81	24
1.4	16QAM	1	0	22.97	22.79	22.74	24
1.4	16QAM	1	3	23.02	22.72	22.83	
1.4	16QAM	1	5	23.06	23.11	22.68	
1.4	16QAM	3	0	22.71	22.91	23.05	
1.4	16QAM	3	1	22.90	22.71	23.05	
1.4	16QAM	3	3	22.63	22.88	23.03	
1.4	16QAM	6	0	21.78	22.04	21.98	23
1.4	64QAM	1	0	21.64	21.72	21.66	23
1.4	64QAM	1	3	21.91	21.75	21.73	
1.4	64QAM	1	5	21.95	22.07	21.83	
1.4	64QAM	3	0	21.82	22.08	21.92	
1.4	64QAM	3	1	21.83	21.98	21.74	
1.4	64QAM	3	3	21.91	22.07	21.78	
1.4	64QAM	6	0	20.79	20.96	20.77	22

<LTE Band 30>

BW [MHz]	Modulation	RB Size	RB Offset	Power Low Ch. / Freq.	Power Middle Ch. / Freq.	Power High Ch. / Freq.	Tune-up limit (dBm)
Channel				27710			
Frequency (MHz)				2310			
10	QPSK	1	0		22.35		23
10	QPSK	1	25		22.17		
10	QPSK	1	49		22.34		
10	QPSK	25	0		21.43		22
10	QPSK	25	12		21.14		
10	QPSK	25	25		21.35		
10	QPSK	50	0		21.28		22
10	16QAM	1	0		21.19		
10	16QAM	1	25		21.36		
10	16QAM	1	49		21.42		21
10	16QAM	25	0		20.00		
10	16QAM	25	12		20.18		
10	16QAM	25	25		20.35		21
10	16QAM	50	0		20.29		
10	64QAM	1	0		20.19		
10	64QAM	1	25		20.46		21
10	64QAM	1	49		20.49		
10	64QAM	25	0		19.02		
10	64QAM	25	12		19.24		20
10	64QAM	25	25		19.36		
10	64QAM	50	0		19.30		
Channel				27685	27710	27735	Tune-up limit (dBm)
Frequency (MHz)				2307.5	2310	2312.5	
5	QPSK	1	0	22.19	22.31	22.24	23
5	QPSK	1	12	22.11	22.16	21.99	
5	QPSK	1	24	22.28	22.19	22.31	
5	QPSK	12	0	21.27	21.42	21.40	22
5	QPSK	12	7	20.98	21.12	21.05	



5	QPSK	12	13	21.35	21.16	21.15	
5	QPSK	25	0	21.22	21.27	21.19	
5	16QAM	1	0	21.01	21.02	21.00	
5	16QAM	1	12	21.32	21.35	21.34	22
5	16QAM	1	24	21.30	21.27	21.37	
5	16QAM	12	0	19.82	19.81	19.85	
5	16QAM	12	7	20.13	20.13	20.11	21
5	16QAM	12	13	20.18	20.30	20.17	
5	16QAM	25	0	20.26	20.15	20.13	
5	64QAM	1	0	20.18	20.09	20.04	21
5	64QAM	1	12	20.28	20.29	20.46	
5	64QAM	1	24	20.42	20.39	20.35	
5	64QAM	12	0	19.00	18.96	18.96	20
5	64QAM	12	7	19.18	19.12	19.11	
5	64QAM	12	13	19.36	19.31	19.30	
5	64QAM	25	0	19.28	19.26	19.10	

<LTE Band 66>

BW [MHz]	Modulation	RB Size	RB Offset	Power Low Ch. / Freq.	Power Middle Ch. / Freq.	Power High Ch. / Freq.	Tune-up limit (dBm)
Channel				132072	132322	132572	
Frequency (MHz)				1720	1745	1770	
20	QPSK	1	0	23.09	22.94	22.96	24
20	QPSK	1	49	23.00	22.92	22.67	
20	QPSK	1	99	22.70	22.85	22.73	
20	QPSK	50	0	22.12	21.94	21.74	23
20	QPSK	50	24	21.94	21.93	21.72	
20	QPSK	50	50	21.77	21.89	21.68	
20	QPSK	100	0	21.98	21.93	21.97	23
20	16QAM	1	0	22.48	22.18	22.33	
20	16QAM	1	49	22.35	22.28	22.01	
20	16QAM	1	99	22.40	22.38	22.04	22
20	16QAM	50	0	21.01	20.94	20.73	
20	16QAM	50	24	21.02	20.96	20.75	
20	16QAM	50	50	21.00	20.95	20.79	22
20	16QAM	100	0	20.98	20.96	21.01	
20	64QAM	1	0	21.03	21.11	21.19	
20	64QAM	1	49	21.23	21.24	20.84	22
20	64QAM	1	99	21.25	21.23	20.93	
20	64QAM	50	0	19.98	20.01	19.81	
20	64QAM	50	24	19.85	20.00	19.76	21
20	64QAM	50	50	20.03	19.95	19.81	
20	64QAM	100	0	20.00	19.98	20.00	
Channel				132047	132322	132597	Tune-up limit (dBm)
Frequency (MHz)				1717.5	1745	1772.5	
15	QPSK	1	0	22.99	22.75	22.93	24
15	QPSK	1	37	22.85	22.87	22.60	
15	QPSK	1	74	22.67	22.84	22.71	
15	QPSK	36	0	22.02	21.87	21.71	23
15	QPSK	36	20	21.90	21.87	21.60	
15	QPSK	36	39	21.76	21.87	21.56	
15	QPSK	75	0	21.94	21.84	21.94	23
15	16QAM	1	0	22.36	22.13	22.30	
15	16QAM	1	37	22.33	22.22	22.00	
15	16QAM	1	74	22.27	22.21	22.04	22
15	16QAM	36	0	20.83	20.80	20.66	
15	16QAM	36	20	20.87	20.93	20.62	
15	16QAM	36	39	20.94	20.92	20.75	22
15	16QAM	75	0	20.82	20.87	21.01	
15	64QAM	1	0	20.90	21.01	21.19	



FCC SAR TEST REPORT

Report No. : FA1N1847

15	64QAM	1	37	21.03	21.12	20.70	21
15	64QAM	1	74	21.16	21.16	20.91	
15	64QAM	36	0	19.97	19.84	19.63	
15	64QAM	36	20	19.67	19.83	19.74	
15	64QAM	36	39	19.93	19.82	19.71	
15	64QAM	75	0	19.87	19.81	19.84	
Channel				132022	132322	132622	Tune-up limit (dBm)
Frequency (MHz)				1715	1745	1775	
10	QPSK	1	0	23.02	22.91	22.78	24
10	QPSK	1	25	22.97	22.82	22.60	
10	QPSK	1	49	22.58	22.82	22.56	
10	QPSK	25	0	22.10	21.94	21.63	23
10	QPSK	25	12	21.79	21.80	21.59	
10	QPSK	25	25	21.65	21.71	21.50	
10	QPSK	50	0	21.88	21.87	21.95	23
10	16QAM	1	0	22.41	22.03	22.22	
10	16QAM	1	25	22.31	22.09	22.00	
10	16QAM	1	49	22.40	22.31	21.98	22
10	16QAM	25	0	20.85	20.86	20.70	
10	16QAM	25	12	20.86	20.81	20.63	
10	16QAM	25	25	21.00	20.79	20.69	22
10	16QAM	50	0	20.83	20.85	20.91	
10	64QAM	1	0	21.03	20.97	21.03	
10	64QAM	1	25	21.20	21.14	20.77	22
10	64QAM	1	49	21.09	21.22	20.79	
10	64QAM	25	0	19.81	19.90	19.72	
10	64QAM	25	12	19.65	20.00	19.70	21
10	64QAM	25	25	19.98	19.95	19.63	
10	64QAM	50	0	20.00	19.81	19.91	
Channel				131997	132322	132647	Tune-up limit (dBm)
Frequency (MHz)				1712.5	1745	1777.5	
5	QPSK	1	0	23.08	22.82	22.96	24
5	QPSK	1	12	22.90	22.81	22.58	
5	QPSK	1	24	22.62	22.71	22.68	
5	QPSK	12	0	22.11	21.84	21.70	23
5	QPSK	12	7	21.88	21.90	21.66	
5	QPSK	12	13	21.67	21.70	21.59	
5	QPSK	25	0	21.80	21.90	21.77	23
5	16QAM	1	0	22.37	22.14	22.28	
5	16QAM	1	12	22.23	22.18	21.82	
5	16QAM	1	24	22.20	22.21	22.01	22
5	16QAM	12	0	20.89	20.94	20.61	
5	16QAM	12	7	20.83	20.78	20.75	
5	16QAM	12	13	20.82	20.89	20.63	22
5	16QAM	25	0	20.94	20.85	21.00	
5	64QAM	1	0	20.87	21.01	20.99	
5	64QAM	1	12	21.19	21.19	20.74	22
5	64QAM	1	24	21.25	21.14	20.91	
5	64QAM	12	0	19.84	19.94	19.81	
5	64QAM	12	7	19.77	19.85	19.73	21
5	64QAM	12	13	19.90	19.94	19.66	
5	64QAM	25	0	19.87	19.92	19.92	
Channel				131987	132322	132657	Tune-up limit (dBm)
Frequency (MHz)				1711.5	1745	1778.5	
3	QPSK	1	0	23.05	22.91	22.94	24
3	QPSK	1	8	22.92	22.80	22.56	
3	QPSK	1	14	22.56	22.79	22.63	
3	QPSK	8	0	22.12	21.77	21.66	23
3	QPSK	8	4	21.75	21.82	21.66	
3	QPSK	8	7	21.71	21.80	21.53	



FCC SAR TEST REPORT

Report No. : FA1N1847

3	QPSK	15	0	21.93	21.84	21.93	
3	16QAM	1	0	22.38	22.00	22.16	23
3	16QAM	1	8	22.33	22.26	21.92	
3	16QAM	1	14	22.34	22.37	21.85	
3	16QAM	8	0	21.01	20.74	20.60	22
3	16QAM	8	4	20.99	20.90	20.69	
3	16QAM	8	7	20.96	20.75	20.59	
3	16QAM	15	0	20.79	20.80	20.88	
3	64QAM	1	0	21.03	20.99	21.11	22
3	64QAM	1	8	21.16	21.17	20.74	
3	64QAM	1	14	21.06	21.12	20.78	
3	64QAM	8	0	19.78	19.97	19.70	21
3	64QAM	8	4	19.68	19.97	19.68	
3	64QAM	8	7	19.92	19.83	19.74	
3	64QAM	15	0	19.81	19.86	19.83	
Channel				131979	132322	132665	Tune-up limit (dBm)
Frequency (MHz)				1710.7	1745	1779.3	
1.4	QPSK	1	0	23.07	22.75	22.79	24
1.4	QPSK	1	3	22.91	22.91	22.59	
1.4	QPSK	1	5	22.62	22.84	22.59	
1.4	QPSK	3	0	23.07	22.86	22.82	
1.4	QPSK	3	1	22.90	22.90	22.54	
1.4	QPSK	3	3	22.57	22.69	22.70	23
1.4	QPSK	6	0	22.11	21.78	21.66	23
1.4	16QAM	1	0	21.93	21.93	21.67	
1.4	16QAM	1	3	21.59	21.84	21.59	
1.4	16QAM	1	5	21.97	21.74	21.97	
1.4	16QAM	3	0	22.29	22.10	22.28	
1.4	16QAM	3	1	22.17	22.08	21.88	
1.4	16QAM	3	3	22.36	22.26	22.01	22
1.4	16QAM	6	0	20.90	20.93	20.68	22
1.4	64QAM	1	0	20.94	20.81	20.66	
1.4	64QAM	1	3	20.89	20.78	20.73	
1.4	64QAM	1	5	20.82	20.88	20.93	
1.4	64QAM	3	0	20.88	20.92	21.02	
1.4	64QAM	3	1	21.18	21.08	20.67	
1.4	64QAM	3	3	21.08	21.04	20.87	
1.4	64QAM	6	0	19.98	19.85	19.76	21



<LTE Band 71>

BW [MHz]	Modulation	RB Size	RB Offset	Power Low Ch. / Freq.	Power Middle Ch. / Freq.	Power High Ch. / Freq.	Tune-up limit (dBm)
Channel				133222	133322	133372	
Frequency (MHz)				673	683	688	
20	QPSK	1	0	23.93	23.98	23.79	25
20	QPSK	1	49	23.83	23.77	23.78	
20	QPSK	1	99	23.87	23.81	23.63	
20	QPSK	50	0	22.93	22.95	22.85	24
20	QPSK	50	24	22.90	22.83	22.73	
20	QPSK	50	50	22.89	22.91	22.58	
20	QPSK	100	0	22.77	23.06	22.62	24
20	16QAM	1	0	22.87	23.31	23.09	
20	16QAM	1	49	23.36	23.06	23.09	
20	16QAM	1	99	23.16	23.20	22.90	23
20	16QAM	50	0	21.93	21.93	21.85	
20	16QAM	50	24	21.89	21.85	21.73	
20	16QAM	50	50	22.00	21.94	21.55	23
20	16QAM	100	0	21.77	22.07	21.63	
20	64QAM	1	0	21.93	22.23	22.11	
20	64QAM	1	49	22.29	22.01	21.99	23
20	64QAM	1	99	22.17	22.09	21.91	
20	64QAM	50	0	20.92	20.96	20.88	
20	64QAM	50	24	20.89	20.87	20.74	22
20	64QAM	50	50	21.04	20.93	20.57	
20	64QAM	100	0	20.77	21.07	20.64	
Channel				133197	133297	133397	Tune-up limit (dBm)
Frequency (MHz)				670.5	680.5	690.5	
15	QPSK	1	0	23.92	23.80	23.73	25
15	QPSK	1	37	23.66	23.65	23.60	
15	QPSK	1	74	23.81	23.74	23.45	
15	QPSK	36	0	22.80	22.77	22.74	24
15	QPSK	36	20	22.74	22.81	22.59	
15	QPSK	36	39	22.77	22.82	22.48	
15	QPSK	75	0	22.77	22.92	22.55	24
15	16QAM	1	0	22.68	23.29	23.01	
15	16QAM	1	37	23.34	23.00	22.96	
15	16QAM	1	74	23.07	23.08	22.78	23
15	16QAM	36	0	21.91	21.91	21.82	
15	16QAM	36	20	21.72	21.72	21.63	
15	16QAM	36	39	21.81	21.79	21.38	23
15	16QAM	75	0	21.58	21.99	21.56	
15	64QAM	1	0	21.78	22.12	21.92	
15	64QAM	1	37	22.16	21.89	21.99	23
15	64QAM	1	74	22.12	21.94	21.77	
15	64QAM	36	0	20.83	20.78	20.78	
15	64QAM	36	20	20.74	20.68	20.55	22
15	64QAM	36	39	20.89	20.89	20.54	
15	64QAM	75	0	20.72	21.02	20.47	
Channel				133172	133272	133422	Tune-up limit (dBm)
Frequency (MHz)				668	678	693	
10	QPSK	1	0	23.75	23.79	23.63	25
10	QPSK	1	25	23.65	23.74	23.63	
10	QPSK	1	49	23.83	23.68	23.61	
10	QPSK	25	0	22.88	22.92	22.75	24
10	QPSK	25	12	22.80	22.76	22.70	
10	QPSK	25	25	22.88	22.80	22.39	
10	QPSK	50	0	22.77	22.98	22.59	24
10	16QAM	1	0	22.82	23.27	23.07	
10	16QAM	1	25	23.27	23.05	22.89	



FCC SAR TEST REPORT

Report No. : FA1N1847

10	16QAM	1	49	22.96	23.01	22.90	
10	16QAM	25	0	21.93	21.91	21.70	23
10	16QAM	25	12	21.84	21.72	21.67	
10	16QAM	25	25	21.86	21.81	21.39	
10	16QAM	50	0	21.61	21.96	21.52	
10	64QAM	1	0	21.92	22.18	21.94	23
10	64QAM	1	25	22.19	21.89	21.94	
10	64QAM	1	49	21.98	21.95	21.76	
10	64QAM	25	0	20.79	20.84	20.85	22
10	64QAM	25	12	20.78	20.84	20.70	
10	64QAM	25	25	20.92	20.81	20.49	
10	64QAM	50	0	20.64	21.06	20.54	
Channel				133147	133247	133447	Tune-up limit (dBm)
Frequency (MHz)				665.5	675.5	695.5	
5	QPSK	1	0	23.75	23.82	23.70	25
5	QPSK	1	12	23.63	23.77	23.75	
5	QPSK	1	24	23.79	23.75	23.53	
5	QPSK	12	0	22.86	22.76	22.73	24
5	QPSK	12	7	22.74	22.69	22.63	
5	QPSK	12	13	22.82	22.80	22.57	
5	QPSK	25	0	22.73	23.06	22.47	
5	16QAM	1	0	22.71	23.22	22.99	24
5	16QAM	1	12	23.32	23.05	23.07	
5	16QAM	1	24	23.09	23.01	22.84	
5	16QAM	12	0	21.90	21.83	21.84	23
5	16QAM	12	7	21.82	21.78	21.72	
5	16QAM	12	13	21.98	21.94	21.44	
5	16QAM	25	0	21.76	21.89	21.54	
5	64QAM	1	0	21.88	22.15	22.02	23
5	64QAM	1	12	22.22	21.89	21.81	
5	64QAM	1	24	22.07	22.02	21.90	
5	64QAM	12	0	20.92	20.88	20.83	22
5	64QAM	12	7	20.75	20.73	20.66	
5	64QAM	12	13	20.86	20.80	20.40	
5	64QAM	25	0	20.73	21.06	20.46	



Reduced Power Mode

<LTE Band 2>

BW [MHz]	Modulation	RB Size	RB Offset	Power Low Ch. / Freq.	Power Middle Ch. / Freq.	Power High Ch. / Freq.	Tune-up limit (dBm)
Channel				18700	18900	19100	
Frequency (MHz)				1860	1880	1900	
20	QPSK	1	0	12.64	12.66	12.94	14
20	QPSK	1	49	12.56	12.60	12.41	
20	QPSK	1	99	12.61	12.64	12.63	
20	QPSK	50	0	12.57	12.62	12.92	14
20	QPSK	50	24	12.56	12.68	12.52	
20	QPSK	50	50	12.66	12.72	12.80	
20	QPSK	100	0	12.44	12.76	12.74	14
20	16QAM	1	0	12.88	12.83	12.81	
20	16QAM	1	49	12.90	12.89	12.64	
20	16QAM	1	99	12.91	12.89	12.90	14
20	16QAM	50	0	12.56	12.65	12.68	
20	16QAM	50	24	12.56	12.71	12.49	
20	16QAM	50	50	12.63	12.75	12.83	14
20	16QAM	100	0	12.42	12.75	12.74	
20	64QAM	1	0	12.86	12.83	12.69	
20	64QAM	1	49	12.77	12.78	12.61	14
20	64QAM	1	99	12.81	12.79	12.88	
20	64QAM	50	0	12.55	12.65	12.67	
20	64QAM	50	24	12.53	12.68	12.48	14
20	64QAM	50	50	12.61	12.71	12.82	
20	64QAM	100	0	12.42	12.73	12.71	
Channel				18675	18900	19125	Tune-up limit (dBm)
Frequency (MHz)				1857.5	1880	1902.5	
15	QPSK	1	0	12.58	12.49	12.84	14
15	QPSK	1	37	12.43	12.53	12.30	
15	QPSK	1	74	12.42	12.45	12.58	
15	QPSK	36	0	12.50	12.48	12.78	14
15	QPSK	36	20	12.40	12.62	12.39	
15	QPSK	36	39	12.57	12.59	12.65	
15	QPSK	75	0	12.41	12.65	12.63	14
15	16QAM	1	0	12.72	12.74	12.68	
15	16QAM	1	37	12.87	12.80	12.64	
15	16QAM	1	74	12.72	12.83	12.82	14
15	16QAM	36	0	12.46	12.52	12.61	
15	16QAM	36	20	12.41	12.71	12.48	
15	16QAM	36	39	12.51	12.58	12.68	14
15	16QAM	75	0	12.31	12.63	12.60	
15	64QAM	1	0	12.67	12.82	12.68	
15	64QAM	1	37	12.57	12.61	12.48	14
15	64QAM	1	74	12.80	12.77	12.82	
15	64QAM	36	0	12.50	12.64	12.56	
15	64QAM	36	20	12.47	12.63	12.30	14
15	64QAM	36	39	12.49	12.61	12.62	
15	64QAM	75	0	12.27	12.64	12.54	
Channel				18650	18900	19150	Tune-up limit (dBm)
Frequency (MHz)				1855	1880	1905	
10	QPSK	1	0	12.60	12.65	12.84	14
10	QPSK	1	25	12.38	12.58	12.31	
10	QPSK	1	49	12.56	12.56	12.60	
10	QPSK	25	0	12.45	12.43	12.86	14
10	QPSK	25	12	12.40	12.55	12.52	
10	QPSK	25	25	12.50	12.62	12.75	
10	QPSK	50	0	12.33	12.58	12.68	14
10	16QAM	1	0	12.72	12.72	12.61	



FCC SAR TEST REPORT

Report No. : FA1N1847

10	16QAM	1	25	12.79	12.75	12.49	14
10	16QAM	1	49	12.71	12.79	12.89	
10	16QAM	25	0	12.51	12.54	12.51	
10	16QAM	25	12	12.53	12.55	12.40	
10	16QAM	25	25	12.51	12.73	12.71	
10	16QAM	50	0	12.32	12.56	12.64	
10	64QAM	1	0	12.74	12.68	12.57	14
10	64QAM	1	25	12.63	12.61	12.57	
10	64QAM	1	49	12.78	12.66	12.70	14
10	64QAM	25	0	12.43	12.58	12.53	
10	64QAM	25	12	12.41	12.49	12.44	
10	64QAM	25	25	12.52	12.59	12.68	
10	64QAM	50	0	12.32	12.58	12.68	
Channel				18625	18900	19175	Tune-up limit (dBm)
Frequency (MHz)				1852.5	1880	1907.5	
5	QPSK	1	0	12.53	12.47	12.91	14
5	QPSK	1	12	12.42	12.59	12.29	
5	QPSK	1	24	12.45	12.56	12.57	
5	QPSK	12	0	12.45	12.42	12.90	14
5	QPSK	12	7	12.56	12.63	12.36	
5	QPSK	12	13	12.47	12.53	12.64	
5	QPSK	25	0	12.36	12.64	12.54	
5	16QAM	1	0	12.81	12.71	12.66	
5	16QAM	1	12	12.75	12.86	12.45	14
5	16QAM	1	24	12.87	12.86	12.88	
5	16QAM	12	0	12.44	12.57	12.60	
5	16QAM	12	7	12.53	12.56	12.39	14
5	16QAM	12	13	12.57	12.66	12.74	
5	16QAM	25	0	12.41	12.59	12.65	
5	64QAM	1	0	12.85	12.63	12.69	
5	64QAM	1	12	12.60	12.76	12.41	
5	64QAM	1	24	12.78	12.62	12.68	14
5	64QAM	12	0	12.52	12.49	12.53	
5	64QAM	12	7	12.53	12.59	12.47	
5	64QAM	12	13	12.46	12.70	12.75	
5	64QAM	25	0	12.32	12.73	12.66	
Channel				18615	18900	19185	Tune-up limit (dBm)
Frequency (MHz)				1851.5	1880	1908.5	
3	QPSK	1	0	12.54	12.53	12.76	14
3	QPSK	1	8	12.48	12.48	12.40	
3	QPSK	1	14	12.61	12.55	12.61	
3	QPSK	8	0	12.55	12.50	12.83	14
3	QPSK	8	4	12.47	12.48	12.36	
3	QPSK	8	7	12.51	12.56	12.77	
3	QPSK	15	0	12.25	12.61	12.67	
3	16QAM	1	0	12.74	12.69	12.62	
3	16QAM	1	8	12.76	12.73	12.57	14
3	16QAM	1	14	12.76	12.80	12.70	
3	16QAM	8	0	12.53	12.62	12.68	
3	16QAM	8	4	12.47	12.53	12.47	14
3	16QAM	8	7	12.44	12.64	12.65	
3	16QAM	15	0	12.27	12.67	12.71	
3	64QAM	1	0	12.82	12.65	12.50	
3	64QAM	1	8	12.59	12.60	12.54	
3	64QAM	1	14	12.81	12.71	12.85	14
3	64QAM	8	0	12.41	12.53	12.51	
3	64QAM	8	4	12.47	12.53	12.36	
3	64QAM	8	7	12.60	12.62	12.82	
3	64QAM	15	0	12.23	12.69	12.63	



Channel				18607	18900	19193	Tune-up limit (dBm)
Frequency (MHz)				1850.7	1880	1909.3	
1.4	QPSK	1	0	12.47	12.65	12.75	14
1.4	QPSK	1	3	12.42	12.44	12.36	
1.4	QPSK	1	5	12.46	12.58	12.61	
1.4	QPSK	3	0	12.43	12.48	12.82	
1.4	QPSK	3	1	12.47	12.58	12.47	
1.4	QPSK	3	3	12.64	12.57	12.71	
1.4	QPSK	6	0	12.37	12.66	12.64	14
1.4	16QAM	1	0	12.80	12.80	12.69	14
1.4	16QAM	1	3	12.78	12.74	12.47	
1.4	16QAM	1	5	12.88	12.69	12.70	
1.4	16QAM	3	0	12.40	12.55	12.62	
1.4	16QAM	3	1	12.49	12.66	12.36	
1.4	16QAM	3	3	12.49	12.69	12.66	
1.4	16QAM	6	0	12.40	12.69	12.64	14
1.4	64QAM	1	0	12.68	12.80	12.52	14
1.4	64QAM	1	3	12.59	12.68	12.61	
1.4	64QAM	1	5	12.71	12.79	12.79	
1.4	64QAM	3	0	12.42	12.52	12.53	
1.4	64QAM	3	1	12.45	12.57	12.33	
1.4	64QAM	3	3	12.55	12.58	12.68	
1.4	64QAM	6	0	12.30	12.71	12.53	14

<LTE Band 4>

BW [MHz]	Modulation	RB Size	RB Offset	Power Low Ch. / Freq.	Power Middle Ch. / Freq.	Power High Ch. / Freq.	Tune-up limit (dBm)
Channel				20050	20175	20300	
Frequency (MHz)				1720	1732.5	1745	
20	QPSK	1	0	15.50	15.11	14.98	15.5
20	QPSK	1	49	14.94	14.87	14.98	
20	QPSK	1	99	14.90	14.93	15.09	
20	QPSK	50	0	15.49	14.92	14.93	15.5
20	QPSK	50	24	14.85	14.84	14.95	
20	QPSK	50	50	14.83	14.82	14.94	
20	QPSK	100	0	14.74	14.96	14.95	15.5
20	16QAM	1	0	15.47	15.40	15.40	
20	16QAM	1	49	15.36	15.22	15.38	
20	16QAM	1	99	15.39	15.37	15.40	15.5
20	16QAM	50	0	14.96	14.96	14.99	
20	16QAM	50	24	14.91	14.90	14.98	
20	16QAM	50	50	14.87	14.89	14.99	15.5
20	16QAM	100	0	14.79	15.01	14.99	
20	64QAM	1	0	15.35	15.41	15.16	
20	64QAM	1	49	15.18	15.19	15.35	15.5
20	64QAM	1	99	15.10	15.31	15.32	
20	64QAM	50	0	14.96	14.98	15.00	
20	64QAM	50	24	14.90	14.91	15.04	15.5
20	64QAM	50	50	14.87	14.90	15.02	
20	64QAM	100	0	14.78	15.00	15.01	
Channel				20025	20175	20325	Tune-up limit (dBm)
Frequency (MHz)				1717.5	1732.5	1747.5	
15	QPSK	1	0	15.47	14.98	14.97	15.5
15	QPSK	1	37	14.81	14.73	14.78	
15	QPSK	1	74	14.84	14.78	15.02	
15	QPSK	36	0	15.49	14.85	14.75	15.5
15	QPSK	36	20	14.76	14.78	14.94	
15	QPSK	36	39	14.67	14.73	14.74	
15	QPSK	75	0	14.65	14.83	14.84	
15	16QAM	1	0	15.31	15.31	15.38	15.5



FCC SAR TEST REPORT

Report No. : FA1N1847

15	16QAM	1	37	15.19	15.13	15.22	15.5
15	16QAM	1	74	15.38	15.18	15.30	
15	16QAM	36	0	14.96	14.76	14.92	
15	16QAM	36	20	14.71	14.85	14.95	
15	16QAM	36	39	14.72	14.69	14.80	
15	16QAM	75	0	14.62	14.97	14.94	
15	64QAM	1	0	15.18	15.31	14.96	15.5
15	64QAM	1	37	15.15	15.10	15.18	
15	64QAM	1	74	15.08	15.25	15.15	
15	64QAM	36	0	14.78	14.94	14.95	15.5
15	64QAM	36	20	14.90	14.71	14.90	
15	64QAM	36	39	14.73	14.85	14.83	
15	64QAM	75	0	14.77	14.91	15.01	
Channel				20000	20175	20350	Tune-up limit (dBm)
Frequency (MHz)				1715	1732.5	1750	
10	QPSK	1	0	15.38	14.96	14.80	15.5
10	QPSK	1	25	14.75	14.76	14.83	
10	QPSK	1	49	14.79	14.93	14.92	
10	QPSK	25	0	15.39	14.78	14.88	15.5
10	QPSK	25	12	14.78	14.75	14.92	
10	QPSK	25	25	14.75	14.82	14.80	
10	QPSK	50	0	14.61	14.76	14.86	
10	16QAM	1	0	15.41	15.31	15.35	15.5
10	16QAM	1	25	15.16	15.14	15.30	
10	16QAM	1	49	15.24	15.35	15.47	
10	16QAM	25	0	14.94	14.87	14.83	15.5
10	16QAM	25	12	14.88	14.79	14.83	
10	16QAM	25	25	14.69	14.76	14.79	
10	16QAM	50	0	14.70	14.87	14.97	
10	64QAM	1	0	15.28	15.32	15.06	15.5
10	64QAM	1	25	15.04	15.04	15.20	
10	64QAM	1	49	15.01	15.24	15.24	
10	64QAM	25	0	14.91	14.88	14.88	15.5
10	64QAM	25	12	14.84	14.74	14.97	
10	64QAM	25	25	14.87	14.84	14.88	
10	64QAM	50	0	14.78	14.97	14.83	
Channel				19975	20175	20375	Tune-up limit (dBm)
Frequency (MHz)				1712.5	1732.5	1752.5	
5	QPSK	1	0	15.45	14.96	14.84	15.5
5	QPSK	1	12	14.93	14.83	14.87	
5	QPSK	1	24	14.86	14.92	15.09	
5	QPSK	12	0	15.46	14.77	14.80	15.5
5	QPSK	12	7	14.85	14.66	14.77	
5	QPSK	12	13	14.83	14.70	14.74	
5	QPSK	25	0	14.66	14.79	14.76	
5	16QAM	1	0	15.38	15.30	15.26	15.5
5	16QAM	1	12	15.25	15.19	15.28	
5	16QAM	1	24	15.38	15.18	15.43	
5	16QAM	12	0	14.78	14.84	14.83	15.5
5	16QAM	12	7	14.71	14.86	14.97	
5	16QAM	12	13	14.73	14.89	14.93	
5	16QAM	25	0	14.62	14.88	14.81	
5	64QAM	1	0	15.19	15.23	15.04	15.5
5	64QAM	1	12	15.18	15.13	15.31	
5	64QAM	1	24	14.99	15.28	15.20	
5	64QAM	12	0	14.80	14.96	14.84	15.5
5	64QAM	12	7	14.70	14.81	14.94	
5	64QAM	12	13	14.71	14.81	14.98	
5	64QAM	25	0	14.68	14.89	14.95	



Channel				19965	20175	20385	Tune-up limit (dBm)
Frequency (MHz)				1711.5	1732.5	1753.5	
3	QPSK	1	0	15.33	14.99	14.87	15.5
3	QPSK	1	8	14.79	14.81	14.96	
3	QPSK	1	14	14.71	14.92	14.92	
3	QPSK	8	0	15.38	14.83	14.82	15.5
3	QPSK	8	4	14.77	14.67	14.82	
3	QPSK	8	7	14.63	14.65	14.94	
3	QPSK	15	0	14.60	14.85	14.87	15.5
3	16QAM	1	0	15.30	15.46	15.20	
3	16QAM	1	8	15.33	15.05	15.27	
3	16QAM	1	14	15.28	15.26	15.46	15.5
3	16QAM	8	0	14.80	14.90	14.79	
3	16QAM	8	4	14.71	14.75	14.98	
3	16QAM	8	7	14.75	14.71	14.80	15.5
3	16QAM	15	0	14.76	14.82	14.94	
3	64QAM	1	0	15.33	15.35	15.02	
3	64QAM	1	8	15.03	15.13	15.25	15.5
3	64QAM	1	14	15.07	15.24	15.19	
3	64QAM	8	0	14.81	14.91	14.88	
3	64QAM	8	4	14.88	14.83	14.92	15.5
3	64QAM	8	7	14.78	14.76	15.02	
3	64QAM	15	0	14.73	14.98	14.93	
Channel				19957	20175	20393	Tune-up limit (dBm)
Frequency (MHz)				1710.7	1732.5	1754.3	
1.4	QPSK	1	0	15.32	15.10	14.78	15.5
1.4	QPSK	1	3	14.76	14.82	14.95	
1.4	QPSK	1	5	14.76	14.91	15.05	
1.4	QPSK	3	0	15.48	14.78	14.74	
1.4	QPSK	3	1	14.68	14.74	14.86	
1.4	QPSK	3	3	14.69	14.79	14.86	15.5
1.4	QPSK	6	0	14.71	14.92	14.91	15.5
1.4	16QAM	1	0	15.31	15.44	15.29	
1.4	16QAM	1	3	15.27	15.16	15.29	
1.4	16QAM	1	5	15.28	15.25	15.30	
1.4	16QAM	3	0	14.94	14.91	14.94	
1.4	16QAM	3	1	14.91	14.89	14.96	15.5
1.4	16QAM	3	3	14.78	14.75	14.88	
1.4	16QAM	6	0	14.77	14.88	14.94	
1.4	64QAM	1	0	15.29	15.39	15.04	15.5
1.4	64QAM	1	3	15.10	15.19	15.22	
1.4	64QAM	1	5	15.01	15.25	15.22	
1.4	64QAM	3	0	14.92	14.97	14.97	
1.4	64QAM	3	1	14.78	14.90	14.92	
1.4	64QAM	3	3	14.78	14.87	14.97	15.5
1.4	64QAM	6	0	14.73	14.81	14.91	



<LTE Band 5>

BW [MHz]	Modulation	RB Size	RB Offset	Power Low Ch. / Freq.	Power Middle Ch. / Freq.	Power High Ch. / Freq.	Tune-up limit (dBm)
Channel				20450	20525	20600	
Frequency (MHz)				829	836.5	844	
10	QPSK	1	0	16.32	16.66	16.30	17.5
10	QPSK	1	25	16.10	16.31	16.24	
10	QPSK	1	49	16.24	16.42	16.22	
10	QPSK	25	0	16.08	16.64	16.24	17.5
10	QPSK	25	12	16.06	16.27	16.17	
10	QPSK	25	25	16.13	16.28	16.17	
10	QPSK	50	0	16.08	16.38	16.18	17.5
10	16QAM	1	0	16.60	16.55	16.53	
10	16QAM	1	25	16.40	16.58	16.54	
10	16QAM	1	49	16.61	16.47	16.65	17.5
10	16QAM	25	0	16.07	16.17	16.22	
10	16QAM	25	12	16.08	16.31	16.16	
10	16QAM	25	25	16.15	16.30	16.17	17.5
10	16QAM	50	0	16.08	16.37	16.19	
10	64QAM	1	0	16.48	16.54	16.51	
10	64QAM	1	25	16.33	16.46	16.48	17.5
10	64QAM	1	49	16.49	16.63	16.49	
10	64QAM	25	0	16.07	16.18	16.21	
10	64QAM	25	12	16.06	16.28	16.16	17.5
10	64QAM	25	25	16.14	16.30	16.17	
10	64QAM	50	0	16.07	16.36	16.18	
Channel				20425	20525	20625	Tune-up limit (dBm)
Frequency (MHz)				826.5	836.5	846.5	
5	QPSK	1	0	16.26	16.47	16.21	17.5
5	QPSK	1	12	16.03	16.29	16.08	
5	QPSK	1	24	16.15	16.37	16.12	
5	QPSK	12	0	15.94	16.55	16.14	17.5
5	QPSK	12	7	16.04	16.08	16.17	
5	QPSK	12	13	16.07	16.22	16.14	
5	QPSK	25	0	15.90	16.26	16.13	17.5
5	16QAM	1	0	16.52	16.51	16.40	
5	16QAM	1	12	16.36	16.48	16.35	
5	16QAM	1	24	16.60	16.39	16.47	17.5
5	16QAM	12	0	15.94	16.03	16.12	
5	16QAM	12	7	15.88	16.19	15.99	
5	16QAM	12	13	16.03	16.30	16.00	17.5
5	16QAM	25	0	16.00	16.35	16.03	
5	64QAM	1	0	16.42	16.47	16.32	
5	64QAM	1	12	16.27	16.32	16.35	17.5
5	64QAM	1	24	16.42	16.43	16.31	
5	64QAM	12	0	16.07	16.05	16.07	
5	64QAM	12	7	15.87	16.14	16.09	17.5
5	64QAM	12	13	16.11	16.25	16.14	
5	64QAM	25	0	15.97	16.19	16.06	
Channel				20415	20525	20635	Tune-up limit (dBm)
Frequency (MHz)				825.5	836.5	847.5	
3	QPSK	1	0	16.12	16.52	16.19	17.5
3	QPSK	1	8	16.01	16.13	16.13	
3	QPSK	1	14	16.05	16.25	16.09	
3	QPSK	8	0	15.91	16.50	16.10	17.5
3	QPSK	8	4	15.99	16.08	16.00	
3	QPSK	8	7	16.08	16.10	16.00	
3	QPSK	15	0	15.90	16.23	16.16	17.5
3	16QAM	1	0	16.43	16.46	16.46	
3	16QAM	1	8	16.36	16.47	16.34	



3	16QAM	1	14	16.55	16.43	16.58	17.5
3	16QAM	8	0	15.92	16.13	16.12	
3	16QAM	8	4	16.02	16.31	16.07	
3	16QAM	8	7	16.03	16.14	15.97	
3	16QAM	15	0	16.00	16.28	16.02	
3	64QAM	1	0	16.45	16.48	16.45	17.5
3	64QAM	1	8	16.16	16.31	16.29	
3	64QAM	1	14	16.42	16.59	16.47	
3	64QAM	8	0	15.96	16.07	16.15	17.5
3	64QAM	8	4	16.01	16.13	16.10	
3	64QAM	8	7	16.02	16.17	16.02	
3	64QAM	15	0	16.00	16.19	16.12	
Channel				20407	20525	20643	Tune-up limit (dBm)
Frequency (MHz)				824.7	836.5	848.3	
1.4	QPSK	1	0	16.18	16.52	16.15	17.5
1.4	QPSK	1	3	15.91	16.22	16.24	
1.4	QPSK	1	5	16.16	16.32	16.16	
1.4	QPSK	3	0	15.98	16.46	16.16	
1.4	QPSK	3	1	15.88	16.14	16.00	
1.4	QPSK	3	3	16.06	16.19	16.04	
1.4	QPSK	6	0	16.06	16.36	16.00	17.5
1.4	16QAM	1	0	16.55	16.52	16.36	17.5
1.4	16QAM	1	3	16.23	16.51	16.35	
1.4	16QAM	1	5	16.46	16.32	16.61	
1.4	16QAM	3	0	16.03	15.98	16.07	
1.4	16QAM	3	1	16.02	16.24	15.96	
1.4	16QAM	3	3	15.99	16.30	16.15	
1.4	16QAM	6	0	16.07	16.18	16.18	17.5
1.4	64QAM	1	0	16.37	16.36	16.33	17.5
1.4	64QAM	1	3	16.16	16.44	16.33	
1.4	64QAM	1	5	16.48	16.50	16.30	
1.4	64QAM	3	0	15.98	16.11	16.07	
1.4	64QAM	3	1	16.00	16.23	16.01	
1.4	64QAM	3	3	16.05	16.11	15.97	
1.4	64QAM	6	0	16.04	16.36	16.00	17.5

<LTE Band 7>

BW [MHz]	Modulation	RB Size	RB Offset	Power Low Ch. / Freq.	Power Middle Ch. / Freq.	Power High Ch. / Freq.	Tune-up limit (dBm)
Channel				20850	21100	21350	Tune-up limit (dBm)
Frequency (MHz)				2510	2535	2560	
20	QPSK	1	0	11.54	11.35	10.98	12.5
20	QPSK	1	49	10.93	10.79	10.70	
20	QPSK	1	99	11.17	10.89	10.90	
20	QPSK	50	0	11.10	10.79	10.72	12.5
20	QPSK	50	24	10.88	10.74	10.69	
20	QPSK	50	50	11.09	10.74	10.67	
20	QPSK	100	0	10.84	10.76	10.61	12.5
20	16QAM	1	0	11.42	11.15	10.80	
20	16QAM	1	49	11.20	11.16	11.14	
20	16QAM	1	99	11.52	11.13	11.24	12.5
20	16QAM	50	0	10.91	10.70	10.52	
20	16QAM	50	24	10.90	10.77	10.72	
20	16QAM	50	50	11.11	10.77	10.68	12.5
20	16QAM	100	0	10.78	10.86	10.86	
20	64QAM	1	0	11.09	11.14	10.67	
20	64QAM	1	49	11.22	11.02	10.93	12.5
20	64QAM	1	99	11.40	11.14	11.30	
20	64QAM	50	0	10.92	10.68	10.55	
20	64QAM	50	24	10.87	10.77	10.75	12.5



FCC SAR TEST REPORT

Report No. : FA1N1847

20	64QAM	50	50	11.10	10.80	10.74	
20	64QAM	100	0	10.77	10.89	10.88	
Channel				20825	21100	21375	Tune-up limit (dBm)
Frequency (MHz)				2507.5	2535	2562.5	
15	QPSK	1	0	11.35	11.28	10.81	12.5
15	QPSK	1	37	10.77	10.59	10.61	
15	QPSK	1	74	11.06	10.77	10.72	
15	QPSK	36	0	10.94	10.62	10.70	12.5
15	QPSK	36	20	10.87	10.61	10.61	
15	QPSK	36	39	10.99	10.73	10.59	
15	QPSK	75	0	10.75	10.73	10.56	
15	16QAM	1	0	11.37	11.05	10.60	12.5
15	16QAM	1	37	11.09	11.07	11.04	
15	16QAM	1	74	11.46	11.05	11.18	
15	16QAM	36	0	10.84	10.54	10.54	12.5
15	16QAM	36	20	10.89	10.62	10.62	
15	16QAM	36	39	11.08	10.74	10.66	
15	16QAM	75	0	10.67	10.83	10.80	
15	64QAM	1	0	11.08	11.04	10.55	12.5
15	64QAM	1	37	11.06	11.00	10.79	
15	64QAM	1	74	11.22	10.96	11.21	
15	64QAM	36	0	10.77	10.50	10.59	12.5
15	64QAM	36	20	10.79	10.59	10.72	
15	64QAM	36	39	10.99	10.60	10.54	
15	64QAM	75	0	10.58	10.83	10.87	
Channel				20800	21100	21400	Tune-up limit (dBm)
Frequency (MHz)				2505	2535	2565	
10	QPSK	1	0	11.35	11.29	10.86	12.5
10	QPSK	1	25	10.85	10.65	10.53	
10	QPSK	1	49	11.05	10.76	10.89	
10	QPSK	25	0	11.01	10.67	10.65	12.5
10	QPSK	25	12	10.80	10.72	10.67	
10	QPSK	25	25	11.03	10.62	10.57	
10	QPSK	50	0	10.82	10.63	10.54	
10	16QAM	1	0	11.42	11.07	10.63	12.5
10	16QAM	1	25	11.19	11.08	11.12	
10	16QAM	1	49	11.41	10.93	11.04	
10	16QAM	25	0	10.81	10.63	10.52	12.5
10	16QAM	25	12	10.79	10.59	10.62	
10	16QAM	25	25	10.92	10.76	10.64	
10	16QAM	50	0	10.76	10.78	10.84	
10	64QAM	1	0	10.97	10.96	10.61	12.5
10	64QAM	1	25	11.19	10.97	10.87	
10	64QAM	1	49	11.40	11.10	11.13	
10	64QAM	25	0	10.73	10.51	10.54	12.5
10	64QAM	25	12	10.72	10.76	10.57	
10	64QAM	25	25	11.00	10.77	10.68	
10	64QAM	50	0	10.60	10.79	10.70	
Channel				20775	21100	21425	Tune-up limit (dBm)
Frequency (MHz)				2502.5	2535	2567.5	
5	QPSK	1	0	11.42	11.29	10.93	12.5
5	QPSK	1	12	10.90	10.71	10.65	
5	QPSK	1	24	11.09	10.79	10.87	
5	QPSK	12	0	11.02	10.68	10.63	12.5
5	QPSK	12	7	10.88	10.55	10.51	
5	QPSK	12	13	11.00	10.62	10.64	
5	QPSK	25	0	10.74	10.76	10.56	
5	16QAM	1	0	11.41	11.02	10.61	12.5
5	16QAM	1	12	11.02	11.01	10.96	
5	16QAM	1	24	11.41	10.93	11.15	



5	16QAM	12	0	10.75	10.60	10.56	12.5
5	16QAM	12	7	10.76	10.75	10.56	
5	16QAM	12	13	11.03	10.61	10.51	
5	16QAM	25	0	10.62	10.76	10.80	12.5
5	64QAM	1	0	10.96	11.08	10.50	
5	64QAM	1	12	11.06	10.97	10.88	
5	64QAM	1	24	11.27	10.98	11.12	12.5
5	64QAM	12	0	10.85	10.58	10.59	
5	64QAM	12	7	10.70	10.69	10.67	
5	64QAM	12	13	11.01	10.61	10.71	12.5
5	64QAM	25	0	10.65	10.76	10.74	

<LTE Band 12>

BW [MHz]	Modulation	RB Size	RB Offset	Power Low Ch. / Freq.	Power Middle Ch. / Freq.	Power High Ch. / Freq.	Tune-up limit (dBm)
Channel				23060	23095	23130	16.5
Frequency (MHz)				704	707.5	711	
10	QPSK	1	0	15.39	15.43	15.63	16.5
10	QPSK	1	25	15.18	15.09	15.14	
10	QPSK	1	49	15.19	15.13	15.34	
10	QPSK	25	0	15.19	15.06	15.28	16.5
10	QPSK	25	12	15.14	15.00	15.11	
10	QPSK	25	25	15.00	15.02	15.26	
10	QPSK	50	0	15.06	15.15	15.27	16.5
10	16QAM	1	0	15.42	15.57	15.38	
10	16QAM	1	25	15.52	15.44	15.44	
10	16QAM	1	49	15.60	15.47	15.61	16.5
10	16QAM	25	0	15.15	15.05	15.07	
10	16QAM	25	12	15.09	14.99	15.11	
10	16QAM	25	25	14.99	15.11	15.25	16.5
10	16QAM	50	0	15.03	14.88	15.21	
10	64QAM	1	0	15.36	15.41	15.26	
10	64QAM	1	25	15.30	15.37	15.32	16.5
10	64QAM	1	49	15.37	15.39	15.45	
10	64QAM	25	0	15.13	15.07	15.03	
10	64QAM	25	12	15.11	14.99	15.08	16.5
10	64QAM	25	25	14.99	15.10	15.23	
10	64QAM	50	0	15.05	14.88	15.22	
Channel				23035	23095	23155	16.5
Frequency (MHz)				701.5	707.5	713.5	
5	QPSK	1	0	15.28	15.40	15.48	16.5
5	QPSK	1	12	15.14	14.96	15.01	
5	QPSK	1	24	15.02	14.96	15.20	
5	QPSK	12	0	15.04	15.01	15.10	16.5
5	QPSK	12	7	15.05	14.87	15.07	
5	QPSK	12	13	14.91	14.88	15.26	
5	QPSK	25	0	14.96	14.97	15.24	16.5
5	16QAM	1	0	15.39	15.57	15.26	
5	16QAM	1	12	15.36	15.36	15.33	
5	16QAM	1	24	15.58	15.33	15.48	16.5
5	16QAM	12	0	14.98	14.90	14.89	
5	16QAM	12	7	15.00	14.85	15.05	
5	16QAM	12	13	14.80	15.07	15.06	16.5
5	16QAM	25	0	14.94	14.81	15.19	
5	64QAM	1	0	15.36	15.29	15.10	
5	64QAM	1	12	15.23	15.33	15.21	16.5
5	64QAM	1	24	15.34	15.22	15.44	
5	64QAM	12	0	14.98	14.93	15.02	
5	64QAM	12	7	14.93	14.91	15.00	16.5
5	64QAM	12	13	14.89	15.00	15.13	



FCC SAR TEST REPORT

Report No. : FA1N1847

5	64QAM	25	0	15.01	14.71	15.07	
Channel				23025	23095	23165	Tune-up limit (dBm)
Frequency (MHz)				700.5	707.5	714.5	
3	QPSK	1	0	15.33	15.25	15.49	16.5
3	QPSK	1	8	14.99	14.94	15.09	
3	QPSK	1	14	15.05	15.05	15.33	
3	QPSK	8	0	15.05	15.05	15.21	16.5
3	QPSK	8	4	15.01	15.00	14.96	
3	QPSK	8	7	14.82	14.83	15.24	
3	QPSK	15	0	14.96	14.99	15.11	
3	16QAM	1	0	15.32	15.44	15.18	16.5
3	16QAM	1	8	15.34	15.24	15.29	
3	16QAM	1	14	15.57	15.34	15.41	
3	16QAM	8	0	15.08	15.03	15.06	16.5
3	16QAM	8	4	15.04	14.89	15.11	
3	16QAM	8	7	14.94	15.08	15.09	
3	16QAM	15	0	14.84	14.73	15.03	
3	64QAM	1	0	15.20	15.26	15.18	16.5
3	64QAM	1	8	15.28	15.32	15.25	
3	64QAM	1	14	15.30	15.31	15.26	
3	64QAM	8	0	14.95	15.01	15.03	16.5
3	64QAM	8	4	15.00	14.97	15.06	
3	64QAM	8	7	14.88	15.04	15.08	
3	64QAM	15	0	15.03	14.81	15.02	
Channel				23017	23095	23173	Tune-up limit (dBm)
Frequency (MHz)				699.7	707.5	715.3	
1.4	QPSK	1	0	15.38	15.23	15.60	16.5
1.4	QPSK	1	3	15.15	15.02	15.07	
1.4	QPSK	1	5	15.06	14.96	15.33	
1.4	QPSK	3	0	15.09	14.95	15.27	
1.4	QPSK	3	1	14.97	14.95	15.05	
1.4	QPSK	3	3	14.98	14.87	15.10	
1.4	QPSK	6	0	14.92	14.97	15.13	16.5
1.4	16QAM	1	0	15.30	15.54	15.18	16.5
1.4	16QAM	1	3	15.51	15.26	15.35	
1.4	16QAM	1	5	15.47	15.28	15.58	
1.4	16QAM	3	0	14.98	14.93	14.95	
1.4	16QAM	3	1	14.95	14.89	15.02	
1.4	16QAM	3	3	14.81	14.96	15.25	
1.4	16QAM	6	0	14.97	14.83	15.14	16.5
1.4	64QAM	1	0	15.23	15.26	15.06	16.5
1.4	64QAM	1	3	15.26	15.20	15.12	
1.4	64QAM	1	5	15.35	15.38	15.44	
1.4	64QAM	3	0	15.02	14.97	14.96	
1.4	64QAM	3	1	15.06	14.92	15.05	
1.4	64QAM	3	3	14.98	15.02	15.09	
1.4	64QAM	6	0	14.96	14.77	15.17	16.5



<LTE Band 13>

BW [MHz]	Modulation	RB Size	RB Offset	Power Low Ch. / Freq.	Power Middle Ch. / Freq.	Power High Ch. / Freq.	Tune-up limit (dBm)
Channel				23230			17
Frequency (MHz)				782			
10	QPSK	1	0		15.89		17
10	QPSK	1	25		15.46		
10	QPSK	1	49		15.45		
10	QPSK	25	0		15.47		17
10	QPSK	25	12		15.46		
10	QPSK	25	25		15.36		
10	QPSK	50	0		15.62		17
10	16QAM	1	0		15.88		
10	16QAM	1	25		15.81		
10	16QAM	1	49		15.87		17
10	16QAM	25	0		15.36		
10	16QAM	25	12		15.44		
10	16QAM	25	25		15.32		17
10	16QAM	50	0		15.60		
10	64QAM	1	0		15.74		
10	64QAM	1	25		15.79		17
10	64QAM	1	49		15.75		
10	64QAM	25	0		15.36		
10	64QAM	25	12		15.45		17
10	64QAM	25	25		15.27		
10	64QAM	50	0		15.58		
Channel				23205	23230	23255	17
Frequency (MHz)				779.5	782	784.5	
5	QPSK	1	0	15.71	15.75	15.82	17
5	QPSK	1	12	15.35	15.33	15.45	
5	QPSK	1	24	15.41	15.28	15.26	
5	QPSK	12	0	15.45	15.45	15.30	17
5	QPSK	12	7	15.44	15.37	15.27	
5	QPSK	12	13	15.28	15.34	15.32	
5	QPSK	25	0	15.62	15.49	15.53	17
5	16QAM	1	0	15.71	15.72	15.79	
5	16QAM	1	12	15.70	15.73	15.75	
5	16QAM	1	24	15.77	15.72	15.87	17
5	16QAM	12	0	15.21	15.19	15.28	
5	16QAM	12	7	15.30	15.44	15.38	
5	16QAM	12	13	15.26	15.16	15.27	17
5	16QAM	25	0	15.57	15.44	15.54	
5	64QAM	1	0	15.54	15.68	15.55	
5	64QAM	1	12	15.67	15.75	15.64	17
5	64QAM	1	24	15.72	15.56	15.63	
5	64QAM	12	0	15.29	15.33	15.22	
5	64QAM	12	7	15.38	15.33	15.26	17
5	64QAM	12	13	15.09	15.25	15.26	
5	64QAM	25	0	15.44	15.51	15.53	



<LTE Band 14>

BW [MHz]	Modulation	RB Size	RB Offset	Power Low Ch. / Freq.	Power Middle Ch. / Freq.	Power High Ch. / Freq.	Tune-up limit (dBm)
Channel				23330			17.5
Frequency (MHz)				793			
10	QPSK	1	0		16.46		17.5
10	QPSK	1	25		16.03		
10	QPSK	1	49		16.07		
10	QPSK	25	0		16.09		17.5
10	QPSK	25	12		16.06		
10	QPSK	25	25		15.98		
10	QPSK	50	0		16.07		17.5
10	16QAM	1	0		16.43		
10	16QAM	1	25		16.36		
10	16QAM	1	49		16.40		17.5
10	16QAM	25	0		16.05		
10	16QAM	25	12		16.01		
10	16QAM	25	25		15.97		17.5
10	16QAM	50	0		16.07		
10	64QAM	1	0		16.28		
10	64QAM	1	25		16.20		17.5
10	64QAM	1	49		16.31		
10	64QAM	25	0		16.03		
10	64QAM	25	12		16.01		17.5
10	64QAM	25	25		15.96		
10	64QAM	50	0		16.07		
Channel				23305	23330	23355	Tune-up limit (dBm)
Frequency (MHz)				790.5	793	795.5	17.5
5	QPSK	1	0	16.30	16.31	16.45	
5	QPSK	1	12	15.86	16.00	16.02	17.5
5	QPSK	1	24	15.95	16.02	15.96	
5	QPSK	12	0	16.06	15.99	16.08	
5	QPSK	12	7	15.91	15.95	15.87	17.5
5	QPSK	12	13	15.82	15.81	15.94	
5	QPSK	25	0	15.87	16.03	15.99	
5	16QAM	1	0	16.26	16.43	16.38	17.5
5	16QAM	1	12	16.21	16.24	16.18	
5	16QAM	1	24	16.34	16.37	16.20	
5	16QAM	12	0	15.98	15.86	15.95	17.5
5	16QAM	12	7	15.97	15.88	15.82	
5	16QAM	12	13	15.77	15.94	15.78	
5	16QAM	25	0	16.07	16.06	15.87	17.5
5	64QAM	1	0	16.16	16.13	16.10	
5	64QAM	1	12	16.07	16.10	16.01	
5	64QAM	1	24	16.24	16.21	16.27	17.5
5	64QAM	12	0	15.96	15.91	15.93	
5	64QAM	12	7	15.87	15.81	15.84	
5	64QAM	12	13	15.93	15.95	15.79	17.5
5	64QAM	25	0	16.06	15.99	15.88	



<LTE Band 17>

BW [MHz]	Modulation	RB Size	RB Offset	Power Low Ch. / Freq.	Power Middle Ch. / Freq.	Power High Ch. / Freq.	Tune-up limit (dBm)
Channel				23780	23790	23800	
Frequency (MHz)				709	710	711	
10	QPSK	1	0	15.52	15.51	15.53	16.5
10	QPSK	1	25	15.16	15.14	15.14	
10	QPSK	1	49	15.30	15.29	15.37	
10	QPSK	25	0	15.18	15.15	15.34	16.5
10	QPSK	25	12	15.03	15.06	15.11	
10	QPSK	25	25	15.15	15.16	15.30	
10	QPSK	50	0	15.09	15.14	15.26	16.5
10	16QAM	1	0	15.46	15.39	15.31	
10	16QAM	1	25	15.44	15.43	15.45	
10	16QAM	1	49	15.42	15.48	15.46	16.5
10	16QAM	25	0	15.19	15.16	15.06	
10	16QAM	25	12	15.09	15.06	15.10	
10	16QAM	25	25	15.14	15.13	15.26	16.5
10	16QAM	50	0	15.04	15.10	15.24	
10	64QAM	1	0	15.34	15.30	15.30	
10	64QAM	1	25	15.34	15.39	15.27	16.5
10	64QAM	1	49	15.46	15.50	15.44	
10	64QAM	25	0	15.15	15.11	15.01	
10	64QAM	25	12	15.05	15.02	15.09	16.5
10	64QAM	25	25	15.11	15.13	15.24	
10	64QAM	50	0	15.03	15.08	15.21	
Channel				23755	23790	23825	Tune-up limit (dBm)
Frequency (MHz)				706.5	710	713.5	
5	QPSK	1	0	15.37	15.34	15.40	16.5
5	QPSK	1	12	14.97	14.96	15.10	
5	QPSK	1	24	15.28	15.15	15.29	
5	QPSK	12	0	14.99	14.97	15.19	16.5
5	QPSK	12	7	15.01	15.02	15.04	
5	QPSK	12	13	15.08	14.97	15.18	
5	QPSK	25	0	15.08	14.96	15.08	16.5
5	16QAM	1	0	15.37	15.29	15.16	
5	16QAM	1	12	15.41	15.31	15.37	
5	16QAM	1	24	15.39	15.32	15.39	16.5
5	16QAM	12	0	15.02	15.08	14.96	
5	16QAM	12	7	15.06	14.93	15.02	
5	16QAM	12	13	15.08	14.95	15.07	16.5
5	16QAM	25	0	14.86	14.90	15.20	
5	64QAM	1	0	15.21	15.24	15.29	
5	64QAM	1	12	15.26	15.20	15.21	16.5
5	64QAM	1	24	15.29	15.44	15.36	
5	64QAM	12	0	15.08	15.05	14.89	
5	64QAM	12	7	14.89	14.84	14.92	16.5
5	64QAM	12	13	15.11	15.11	15.15	
5	64QAM	25	0	14.89	14.95	15.08	



<LTE Band 25>

BW [MHz]	Modulation	RB Size	RB Offset	Power Low Ch. / Freq.	Power Middle Ch. / Freq.	Power High Ch. / Freq.	Tune-up limit (dBm)
Channel				26140	26340	26590	
Frequency (MHz)				1860	1880	1905	
20	QPSK	1	0	13.32	13.24	13.36	14
20	QPSK	1	49	12.77	12.57	12.85	
20	QPSK	1	99	12.79	12.94	12.82	
20	QPSK	50	0	12.80	12.75	13.10	14
20	QPSK	50	24	12.77	12.70	13.04	
20	QPSK	50	50	12.74	12.73	12.90	
20	QPSK	100	0	12.68	12.91	13.25	14
20	16QAM	1	0	13.15	12.95	13.21	
20	16QAM	1	49	13.09	12.89	13.11	
20	16QAM	1	99	13.09	13.17	13.07	14
20	16QAM	50	0	12.70	12.76	12.58	
20	16QAM	50	24	12.77	12.70	13.04	
20	16QAM	50	50	12.74	12.88	12.90	14
20	16QAM	100	0	12.69	12.91	13.22	
20	64QAM	1	0	13.04	12.98	13.06	
20	64QAM	1	49	12.95	12.73	13.03	14
20	64QAM	1	99	12.93	13.17	12.99	
20	64QAM	50	0	12.73	12.71	12.57	
20	64QAM	50	24	12.75	12.68	13.05	14
20	64QAM	50	50	12.75	12.84	12.91	
20	64QAM	100	0	12.68	12.88	13.23	
Channel				26115	26340	26615	Tune-up limit (dBm)
Frequency (MHz)				1857.5	1880	1907.5	
15	QPSK	1	0	13.16	13.04	13.31	14
15	QPSK	1	37	12.67	12.51	12.81	
15	QPSK	1	74	12.73	12.94	12.80	
15	QPSK	36	0	12.64	12.59	12.94	14
15	QPSK	36	20	12.57	12.64	12.85	
15	QPSK	36	39	12.60	12.68	12.83	
15	QPSK	75	0	12.63	12.71	13.06	14
15	16QAM	1	0	12.96	12.88	13.16	
15	16QAM	1	37	12.97	12.76	13.04	
15	16QAM	1	74	13.01	13.00	12.97	14
15	16QAM	36	0	12.65	12.67	12.58	
15	16QAM	36	20	12.70	12.68	12.85	
15	16QAM	36	39	12.55	12.79	12.74	14
15	16QAM	75	0	12.57	12.76	13.19	
15	64QAM	1	0	12.84	12.90	12.90	
15	64QAM	1	37	12.81	12.73	12.85	14
15	64QAM	1	74	12.73	13.02	12.81	
15	64QAM	36	0	12.73	12.51	12.51	
15	64QAM	36	20	12.56	12.49	12.98	14
15	64QAM	36	39	12.73	12.76	12.87	
15	64QAM	75	0	12.56	12.70	13.09	
Channel				26090	26340	26640	Tune-up limit (dBm)
Frequency (MHz)				1855	1880	1910	
10	QPSK	1	0	13.30	13.15	13.18	14
10	QPSK	1	25	12.60	12.39	12.74	
10	QPSK	1	49	12.78	12.94	12.75	
10	QPSK	25	0	12.69	12.64	12.98	14
10	QPSK	25	12	12.57	12.52	12.94	
10	QPSK	25	25	12.74	12.73	12.72	
10	QPSK	50	0	12.65	12.73	13.05	14
10	16QAM	1	0	13.13	12.81	13.03	
10	16QAM	1	25	13.02	12.69	12.95	



FCC SAR TEST REPORT

Report No. : FA1N1847

10	16QAM	1	49	12.97	12.97	12.92	
10	16QAM	25	0	12.61	12.59	12.39	14
10	16QAM	25	12	12.59	12.65	12.95	
10	16QAM	25	25	12.57	12.71	12.76	
10	16QAM	50	0	12.64	12.84	13.20	
10	64QAM	1	0	12.96	12.82	12.87	14
10	64QAM	1	25	12.76	12.62	12.96	
10	64QAM	1	49	12.76	13.14	12.86	
10	64QAM	25	0	12.54	12.69	12.55	14
10	64QAM	25	12	12.72	12.49	13.00	
10	64QAM	25	25	12.58	12.77	12.89	
10	64QAM	50	0	12.55	12.88	13.06	
Channel				26065	26340	26665	Tune-up limit (dBm)
Frequency (MHz)				1852.5	1880	1912.5	
5	QPSK	1	0	13.29	13.05	13.33	14
5	QPSK	1	12	12.59	12.43	12.73	
5	QPSK	1	24	12.72	12.80	12.72	
5	QPSK	12	0	12.62	12.73	12.99	14
5	QPSK	12	7	12.61	12.52	12.91	
5	QPSK	12	13	12.74	12.66	12.89	
5	QPSK	25	0	12.66	12.77	13.05	
5	16QAM	1	0	13.13	12.86	13.14	14
5	16QAM	1	12	13.03	12.78	13.00	
5	16QAM	1	24	13.04	13.07	12.99	
5	16QAM	12	0	12.62	12.59	12.43	14
5	16QAM	12	7	12.61	12.51	12.93	
5	16QAM	12	13	12.61	12.74	12.78	
5	16QAM	25	0	12.63	12.91	13.07	
5	64QAM	1	0	12.98	12.96	12.94	14
5	64QAM	1	12	12.85	12.65	12.87	
5	64QAM	1	24	12.73	13.11	12.81	
5	64QAM	12	0	12.71	12.71	12.42	14
5	64QAM	12	7	12.70	12.67	13.03	
5	64QAM	12	13	12.63	12.76	12.91	
5	64QAM	25	0	12.56	12.76	13.19	
Channel				26055	26340	26675	Tune-up limit (dBm)
Frequency (MHz)				1851.5	1880	1913.5	
3	QPSK	1	0	13.21	13.15	13.18	14
3	QPSK	1	8	12.64	12.52	12.67	
3	QPSK	1	14	12.67	12.87	12.68	
3	QPSK	8	0	12.68	12.75	12.95	14
3	QPSK	8	4	12.62	12.53	13.01	
3	QPSK	8	7	12.64	12.62	12.75	
3	QPSK	15	0	12.62	12.74	13.11	
3	16QAM	1	0	13.04	12.94	13.08	14
3	16QAM	1	8	12.99	12.73	13.00	
3	16QAM	1	14	12.90	13.17	13.01	
3	16QAM	8	0	12.65	12.68	12.44	14
3	16QAM	8	4	12.69	12.60	12.93	
3	16QAM	8	7	12.60	12.88	12.86	
3	16QAM	15	0	12.56	12.79	13.10	
3	64QAM	1	0	12.98	12.88	12.95	14
3	64QAM	1	8	12.92	12.54	12.88	
3	64QAM	1	14	12.79	13.09	12.84	
3	64QAM	8	0	12.62	12.60	12.42	14
3	64QAM	8	4	12.67	12.51	12.90	
3	64QAM	8	7	12.71	12.84	12.74	
3	64QAM	15	0	12.51	12.88	13.12	
Channel				26047	26340	26683	Tune-up limit (dBm)
Frequency (MHz)				1850.7	1880	1914.3	



1.4	QPSK	1	0	13.25	13.20	13.32	14
1.4	QPSK	1	3	12.68	12.48	12.65	
1.4	QPSK	1	5	12.73	12.85	12.70	
1.4	QPSK	3	0	12.61	12.69	13.07	
1.4	QPSK	3	1	12.70	12.68	13.02	
1.4	QPSK	3	3	12.54	12.65	12.74	
1.4	QPSK	6	0	12.55	12.78	13.15	14
1.4	16QAM	1	0	13.09	12.79	13.19	14
1.4	16QAM	1	3	13.09	12.72	12.95	
1.4	16QAM	1	5	13.00	13.12	12.99	
1.4	16QAM	3	0	12.61	12.72	12.51	
1.4	16QAM	3	1	12.70	12.70	12.84	
1.4	16QAM	3	3	12.64	12.80	12.81	
1.4	16QAM	6	0	12.51	12.77	13.10	14
1.4	64QAM	1	0	12.85	12.90	12.87	14
1.4	64QAM	1	3	12.87	12.65	13.01	
1.4	64QAM	1	5	12.89	13.06	12.84	
1.4	64QAM	3	0	12.63	12.64	12.41	
1.4	64QAM	3	1	12.56	12.56	12.85	
1.4	64QAM	3	3	12.59	12.67	12.79	
1.4	64QAM	6	0	12.61	12.83	13.16	14

<LTE Band 26>

BW [MHz]	Modulation	RB Size	RB Offset	Power Low Ch. / Freq.	Power Middle Ch. / Freq.	Power High Ch. / Freq.	Tune-up limit (dBm)
Channel				26765	26865	26965	17.5
Frequency (MHz)				821.5	831.5	841.5	
15	QPSK	1	0	16.21	16.32	16.73	
15	QPSK	1	37	16.20	16.22	16.31	17.5
15	QPSK	1	74	16.16	16.24	16.26	
15	QPSK	36	0	16.19	16.01	16.34	
15	QPSK	36	20	16.16	15.99	16.25	17.5
15	QPSK	36	39	16.18	15.97	16.22	
15	QPSK	75	0	16.16	16.28	16.16	
15	16QAM	1	0	16.53	16.59	16.65	17.5
15	16QAM	1	37	16.48	16.63	16.56	
15	16QAM	1	74	16.48	16.64	16.66	
15	16QAM	36	0	16.18	16.01	16.22	17.5
15	16QAM	36	20	16.16	16.21	16.20	
15	16QAM	36	39	16.17	16.30	16.19	
15	16QAM	75	0	16.13	16.27	16.13	17.5
15	64QAM	1	0	16.42	16.55	16.51	
15	64QAM	1	37	16.46	16.38	16.58	
15	64QAM	1	74	16.38	16.48	16.47	17.5
15	64QAM	36	0	16.17	16.02	16.24	
15	64QAM	36	20	16.15	16.21	16.21	
15	64QAM	36	39	16.18	16.30	16.19	17.5
15	64QAM	75	0	16.13	16.27	16.14	
Channel				26740	26865	26990	
Frequency (MHz)				819	831.5	844	
10	QPSK	1	0	16.05	16.28	16.66	
10	QPSK	1	25	16.00	16.13	16.28	17.5
10	QPSK	1	49	15.97	16.08	16.13	
10	QPSK	25	0	16.10	15.91	16.24	
10	QPSK	25	12	16.12	15.99	16.23	17.5
10	QPSK	25	25	15.99	15.88	16.07	
10	QPSK	50	0	15.99	16.08	15.98	
10	16QAM	1	0	16.45	16.42	16.52	17.5
10	16QAM	1	25	16.34	16.45	16.55	
10	16QAM	1	49	16.45	16.44	16.55	



FCC SAR TEST REPORT

Report No. : FA1N1847

10	16QAM	25	0	16.02	15.82	16.19	17.5
10	16QAM	25	12	16.00	16.16	16.03	
10	16QAM	25	25	15.99	16.28	16.12	
10	16QAM	50	0	15.93	16.26	16.01	
10	64QAM	1	0	16.25	16.42	16.46	17.5
10	64QAM	1	25	16.36	16.24	16.46	
10	64QAM	1	49	16.38	16.31	16.33	
10	64QAM	25	0	16.09	15.96	16.23	17.5
10	64QAM	25	12	16.06	16.08	16.02	
10	64QAM	25	25	16.01	16.20	16.17	
10	64QAM	50	0	16.03	16.08	16.05	
Channel				26715	26865	27015	Tune-up limit (dBm)
Frequency (MHz)				816.5	831.5	846.5	
5	QPSK	1	0	16.12	16.13	16.57	17.5
5	QPSK	1	12	16.10	16.03	16.24	
5	QPSK	1	24	16.00	16.16	16.21	
5	QPSK	12	0	16.12	15.84	16.16	17.5
5	QPSK	12	7	16.15	15.97	16.15	
5	QPSK	12	13	16.12	15.82	16.02	
5	QPSK	25	0	15.97	16.14	15.96	
5	16QAM	1	0	16.41	16.57	16.60	17.5
5	16QAM	1	12	16.29	16.47	16.44	
5	16QAM	1	24	16.35	16.56	16.61	
5	16QAM	12	0	16.03	15.93	16.09	17.5
5	16QAM	12	7	15.98	16.07	16.02	
5	16QAM	12	13	16.02	16.17	16.04	
5	16QAM	25	0	15.98	16.24	16.08	
5	64QAM	1	0	16.37	16.55	16.50	17.5
5	64QAM	1	12	16.29	16.18	16.45	
5	64QAM	1	24	16.32	16.48	16.30	
5	64QAM	12	0	16.12	15.86	16.05	17.5
5	64QAM	12	7	15.98	16.13	16.08	
5	64QAM	12	13	16.10	16.21	16.03	
5	64QAM	25	0	15.94	16.24	16.04	
Channel				26705	26865	27025	Tune-up limit (dBm)
Frequency (MHz)				815.5	831.5	847.5	
3	QPSK	1	0	16.10	16.21	16.63	17.5
3	QPSK	1	8	16.03	16.15	16.22	
3	QPSK	1	14	16.08	16.16	16.13	
3	QPSK	8	0	16.11	15.97	16.25	17.5
3	QPSK	8	4	16.03	15.79	16.13	
3	QPSK	8	7	16.00	15.95	16.10	
3	QPSK	15	0	15.96	16.22	16.06	
3	16QAM	1	0	16.34	16.51	16.63	17.5
3	16QAM	1	8	16.43	16.58	16.39	
3	16QAM	1	14	16.45	16.62	16.57	
3	16QAM	8	0	16.13	15.87	16.07	17.5
3	16QAM	8	4	16.08	16.19	16.19	
3	16QAM	8	7	16.13	16.10	16.02	
3	16QAM	15	0	16.03	16.10	16.09	
3	64QAM	1	0	16.26	16.55	16.47	17.5
3	64QAM	1	8	16.31	16.32	16.51	
3	64QAM	1	14	16.32	16.38	16.46	
3	64QAM	8	0	16.10	15.91	16.07	17.5
3	64QAM	8	4	15.99	16.20	16.18	
3	64QAM	8	7	16.18	16.13	16.05	
3	64QAM	15	0	16.07	16.25	16.00	
Channel				26697	26865	27033	Tune-up limit (dBm)
Frequency (MHz)				814.7	831.5	848.3	
1.4	QPSK	1	0	16.18	16.31	16.65	17.5



1.4	QPSK	1	3	16.14	16.03	16.14	
1.4	QPSK	1	5	16.13	16.12	16.09	
1.4	QPSK	3	0	16.14	15.87	16.22	
1.4	QPSK	3	1	16.06	15.98	16.06	
1.4	QPSK	3	3	16.13	15.86	16.18	
1.4	QPSK	6	0	16.06	16.10	16.02	17.5
1.4	16QAM	1	0	16.41	16.51	16.57	17.5
1.4	16QAM	1	3	16.38	16.45	16.39	
1.4	16QAM	1	5	16.34	16.60	16.61	
1.4	16QAM	3	0	16.16	15.83	16.12	
1.4	16QAM	3	1	16.02	16.14	16.01	
1.4	16QAM	3	3	16.02	16.12	16.19	17.5
1.4	16QAM	6	0	16.02	16.27	16.13	
1.4	64QAM	1	0	16.29	16.39	16.48	
1.4	64QAM	1	3	16.41	16.20	16.39	
1.4	64QAM	1	5	16.30	16.47	16.46	
1.4	64QAM	3	0	16.16	15.89	16.13	17.5
1.4	64QAM	3	1	16.01	16.08	16.08	
1.4	64QAM	3	3	16.15	16.23	16.18	
1.4	64QAM	6	0	16.03	16.15	16.10	
1.4	64QAM	6	0	16.03	16.15	16.10	

<LTE Band 30>

BW [MHz]	Modulation	RB Size	RB Offset	Power Low Ch. / Freq.	Power Middle Ch. / Freq.	Power High Ch. / Freq.	Tune-up limit (dBm)
Channel				27710			
Frequency (MHz)				2310			
10	QPSK	1	0		21.16		22.5
10	QPSK	1	25		21.08		
10	QPSK	1	49		21.03		
10	QPSK	25	0		20.96		22
10	QPSK	25	12		20.93		
10	QPSK	25	25		20.91		
10	QPSK	50	0		20.85		22
10	16QAM	1	0		20.95		
10	16QAM	1	25		20.86		
10	16QAM	1	49		20.83		21
10	16QAM	25	0		19.91		
10	16QAM	25	12		20.09		
10	16QAM	25	25		20.33		21
10	16QAM	50	0		20.29		
10	64QAM	1	0		20.11		
10	64QAM	1	25		20.45		21
10	64QAM	1	49		20.40		
10	64QAM	25	0		18.93		
10	64QAM	25	12		19.20		20
10	64QAM	25	25		19.26		
10	64QAM	50	0		19.28		
Channel				27685	27710	27735	Tune-up limit (dBm)
Frequency (MHz)				2307.5	2310	2312.5	
5	QPSK	1	0	21.09	21.14	21.15	22.5
5	QPSK	1	12	21.08	21.00	21.03	
5	QPSK	1	24	20.96	20.98	20.99	
5	QPSK	12	0	20.94	20.89	20.90	22
5	QPSK	12	7	20.90	20.83	20.90	
5	QPSK	12	13	20.88	20.89	20.91	
5	QPSK	25	0	20.85	20.84	20.78	22
5	16QAM	1	0	20.85	20.93	20.95	
5	16QAM	1	12	20.85	20.80	20.83	
5	16QAM	1	24	20.74	20.82	20.74	21
5	16QAM	12	0	19.85	19.91	19.82	



5	16QAM	12	7	20.05	20.08	20.00	
5	16QAM	12	13	20.31	20.24	20.25	
5	16QAM	25	0	20.22	20.23	20.29	
5	64QAM	1	0	20.11	20.09	20.03	21
5	64QAM	1	12	20.42	20.45	20.45	
5	64QAM	1	24	20.35	20.33	20.36	
5	64QAM	12	0	18.92	18.85	18.84	20
5	64QAM	12	7	19.12	19.16	19.13	
5	64QAM	12	13	19.23	19.20	19.22	
5	64QAM	25	0	19.19	19.24	19.18	

<LTE Band 66>

BW [MHz]	Modulation	RB Size	RB Offset	Power Low Ch. / Freq.	Power Middle Ch. / Freq.	Power High Ch. / Freq.	Tune-up limit (dBm)
Channel				132072	132322	132572	
Frequency (MHz)				1720	1745	1770	
20	QPSK	1	0	14.99	14.93	15.48	15.5
20	QPSK	1	49	14.96	14.91	14.64	
20	QPSK	1	99	14.93	14.90	14.68	
20	QPSK	50	0	15.00	14.93	15.02	15.5
20	QPSK	50	24	14.93	14.91	14.68	
20	QPSK	50	50	14.91	14.90	14.69	
20	QPSK	100	0	14.83	14.93	14.95	15.5
20	16QAM	1	0	15.40	15.28	15.42	
20	16QAM	1	49	15.36	15.41	14.98	
20	16QAM	1	99	15.34	15.37	15.11	
20	16QAM	50	0	15.01	15.00	14.74	15.5
20	16QAM	50	24	14.94	14.99	14.71	
20	16QAM	50	50	14.92	14.96	14.73	
20	16QAM	100	0	14.85	14.98	14.93	15.5
20	64QAM	1	0	15.27	15.25	15.28	
20	64QAM	1	49	15.31	15.30	14.87	
20	64QAM	1	99	15.12	15.27	15.02	
20	64QAM	50	0	15.00	15.02	14.74	15.5
20	64QAM	50	24	14.96	14.99	14.71	
20	64QAM	50	50	14.94	14.97	14.72	
20	64QAM	100	0	14.84	14.97	14.94	15.5
Channel				132047	132322	132597	
Frequency (MHz)				1717.5	1745	1772.5	
15	QPSK	1	0	14.82	14.89	15.48	15.5
15	QPSK	1	37	14.90	14.91	14.56	
15	QPSK	1	74	14.87	14.91	14.55	
15	QPSK	36	0	14.91	14.84	14.97	15.5
15	QPSK	36	20	14.88	14.73	14.63	
15	QPSK	36	39	14.87	14.71	14.68	
15	QPSK	75	0	14.70	14.73	14.80	15.5
15	16QAM	1	0	15.26	15.25	15.33	
15	16QAM	1	37	15.26	15.25	14.96	
15	16QAM	1	74	15.23	15.33	15.04	
15	16QAM	36	0	14.91	14.98	14.68	15.5
15	16QAM	36	20	14.90	14.91	14.70	
15	16QAM	36	39	14.78	14.84	14.69	
15	16QAM	75	0	14.78	14.88	14.78	15.5
15	64QAM	1	0	15.26	15.11	15.24	
15	64QAM	1	37	15.18	15.23	14.72	
15	64QAM	1	74	15.01	15.07	15.00	
15	64QAM	36	0	14.91	15.00	14.54	15.5
15	64QAM	36	20	14.81	14.85	14.70	
15	64QAM	36	39	14.92	14.91	14.71	
15	64QAM	75	0	14.67	14.96	14.90	



Channel				132022	132322	132622	Tune-up limit (dBm)
Frequency (MHz)				1715	1745	1775	
10	QPSK	1	0	14.82	14.85	15.45	15.5
10	QPSK	1	25	14.89	14.88	14.53	
10	QPSK	1	49	14.82	14.77	14.59	
10	QPSK	25	0	14.89	14.90	14.84	15.5
10	QPSK	25	12	14.88	14.91	14.55	
10	QPSK	25	25	14.81	14.90	14.52	
10	QPSK	50	0	14.63	14.93	14.77	
10	16QAM	1	0	15.26	15.10	15.32	15.5
10	16QAM	1	25	15.16	15.27	14.92	
10	16QAM	1	49	15.18	15.33	15.02	
10	16QAM	25	0	14.96	14.99	14.61	15.5
10	16QAM	25	12	14.81	14.82	14.59	
10	16QAM	25	25	14.87	14.76	14.69	
10	16QAM	50	0	14.67	14.89	14.80	
10	64QAM	1	0	15.26	15.16	15.19	15.5
10	64QAM	1	25	15.17	15.14	14.72	
10	64QAM	1	49	14.95	15.16	15.00	
10	64QAM	25	0	14.99	14.92	14.57	15.5
10	64QAM	25	12	14.91	14.92	14.69	
10	64QAM	25	25	14.85	14.90	14.60	
10	64QAM	50	0	14.72	14.82	14.82	
Channel				131997	132322	132647	Tune-up limit (dBm)
Frequency (MHz)				1712.5	1745	1777.5	
5	QPSK	1	0	14.83	14.80	15.38	15.5
5	QPSK	1	12	14.76	14.84	14.44	
5	QPSK	1	24	14.73	14.84	14.57	
5	QPSK	12	0	14.92	14.84	14.86	15.5
5	QPSK	12	7	14.84	14.87	14.63	
5	QPSK	12	13	14.88	14.71	14.56	
5	QPSK	25	0	14.65	14.86	14.93	
5	16QAM	1	0	15.30	15.12	15.25	15.5
5	16QAM	1	12	15.23	15.41	14.88	
5	16QAM	1	24	15.17	15.31	15.01	
5	16QAM	12	0	14.87	14.84	14.55	15.5
5	16QAM	12	7	14.77	14.90	14.68	
5	16QAM	12	13	14.75	14.93	14.53	
5	16QAM	25	0	14.76	14.86	14.85	
5	64QAM	1	0	15.11	15.10	15.19	15.5
5	64QAM	1	12	15.30	15.19	14.75	
5	64QAM	1	24	14.95	15.11	15.01	
5	64QAM	12	0	14.92	14.93	14.61	15.5
5	64QAM	12	7	14.77	14.86	14.66	
5	64QAM	12	13	14.90	14.80	14.69	
5	64QAM	25	0	14.78	14.80	14.80	
Channel				131987	132322	132657	Tune-up limit (dBm)
Frequency (MHz)				1711.5	1745	1778.5	
3	QPSK	1	0	14.96	14.83	15.37	15.5
3	QPSK	1	8	14.89	14.86	14.44	
3	QPSK	1	14	14.79	14.88	14.58	
3	QPSK	8	0	14.89	14.92	14.83	15.5
3	QPSK	8	4	14.84	14.87	14.60	
3	QPSK	8	7	14.80	14.80	14.49	
3	QPSK	15	0	14.63	14.89	14.93	
3	16QAM	1	0	15.29	15.19	15.37	15.5
3	16QAM	1	8	15.18	15.31	14.97	
3	16QAM	1	14	15.25	15.25	15.06	
3	16QAM	8	0	14.86	14.86	14.68	15.5
3	16QAM	8	4	14.78	14.97	14.57	



FCC SAR TEST REPORT

Report No. : FA1N1847

3	16QAM	8	7	14.77	14.85	14.62	
3	16QAM	15	0	14.80	14.87	14.74	
3	64QAM	1	0	15.12	15.12	15.21	
3	64QAM	1	8	15.16	15.19	14.69	15.5
3	64QAM	1	14	15.08	15.26	14.95	15.5
3	64QAM	8	0	14.87	14.84	14.66	
3	64QAM	8	4	14.94	14.96	14.68	
3	64QAM	8	7	14.91	14.87	14.56	
3	64QAM	15	0	14.72	14.96	14.87	
Channel				131979	132322	132665	Tune-up limit (dBm)
Frequency (MHz)				1710.7	1745	1779.3	
1.4	QPSK	1	0	14.95	14.86	15.44	15.5
1.4	QPSK	1	3	14.78	14.73	14.56	
1.4	QPSK	1	5	14.74	14.78	14.67	
1.4	QPSK	3	0	14.97	14.81	14.96	
1.4	QPSK	3	1	14.75	14.77	14.52	
1.4	QPSK	3	3	14.77	14.85	14.64	
1.4	QPSK	6	0	14.64	14.90	14.95	15.5
1.4	16QAM	1	0	15.27	15.12	15.26	15.5
1.4	16QAM	1	3	15.16	15.24	14.79	
1.4	16QAM	1	5	15.25	15.25	14.96	
1.4	16QAM	3	0	14.91	14.81	14.68	
1.4	16QAM	3	1	14.91	14.83	14.69	
1.4	16QAM	3	3	14.76	14.79	14.73	
1.4	16QAM	6	0	14.75	14.84	14.75	15.5
1.4	64QAM	1	0	15.17	15.19	15.12	15.5
1.4	64QAM	1	3	15.25	15.12	14.69	
1.4	64QAM	1	5	14.95	15.18	14.97	
1.4	64QAM	3	0	14.91	14.94	14.73	
1.4	64QAM	3	1	14.96	14.98	14.64	
1.4	64QAM	3	3	14.76	14.84	14.59	
1.4	64QAM	6	0	14.79	14.88	14.79	15.5



<LTE Band 71>

BW [MHz]	Modulation	RB Size	RB Offset	Power Low Ch. / Freq.	Power Middle Ch. / Freq.	Power High Ch. / Freq.	Tune-up limit (dBm)
Channel				133222	133322	133372	
Frequency (MHz)				673	683	688	
20	QPSK	1	0	15.68	15.35	15.19	16.5
20	QPSK	1	49	15.35	15.20	15.04	
20	QPSK	1	99	15.23	15.07	15.04	
20	QPSK	50	0	15.30	15.21	15.15	16.5
20	QPSK	50	24	15.19	15.18	15.02	
20	QPSK	50	50	15.29	15.05	14.94	
20	QPSK	100	0	15.36	15.19	14.95	16.5
20	16QAM	1	0	15.43	15.64	15.50	
20	16QAM	1	49	15.67	15.46	15.36	
20	16QAM	1	99	15.59	15.43	15.32	16.5
20	16QAM	50	0	15.22	15.22	15.15	
20	16QAM	50	24	15.18	15.21	15.01	
20	16QAM	50	50	15.28	15.03	14.93	16.5
20	16QAM	100	0	15.07	15.36	14.95	
20	64QAM	1	0	15.30	15.57	15.36	
20	64QAM	1	49	15.52	15.48	15.25	16.5
20	64QAM	1	99	15.45	15.20	15.26	
20	64QAM	50	0	15.22	15.22	15.16	
20	64QAM	50	24	15.17	15.20	15.02	16.5
20	64QAM	50	50	15.29	15.03	14.92	
20	64QAM	100	0	15.07	15.33	14.94	
Channel				133197	133297	133397	Tune-up limit (dBm)
Frequency (MHz)				670.5	680.5	690.5	
15	QPSK	1	0	15.65	15.26	15.17	16.5
15	QPSK	1	37	15.17	15.00	14.94	
15	QPSK	1	74	15.13	14.95	14.87	
15	QPSK	36	0	15.14	15.12	15.04	16.5
15	QPSK	36	20	15.08	15.01	14.88	
15	QPSK	36	39	15.15	14.88	14.83	
15	QPSK	75	0	15.33	15.07	14.82	16.5
15	16QAM	1	0	15.43	15.53	15.46	
15	16QAM	1	37	15.61	15.40	15.25	
15	16QAM	1	74	15.50	15.26	15.30	16.5
15	16QAM	36	0	15.16	15.19	14.98	
15	16QAM	36	20	15.09	15.06	14.96	
15	16QAM	36	39	15.25	14.91	14.80	16.5
15	16QAM	75	0	14.92	15.32	14.78	
15	64QAM	1	0	15.15	15.44	15.36	
15	64QAM	1	37	15.40	15.42	15.16	16.5
15	64QAM	1	74	15.32	15.16	15.21	
15	64QAM	36	0	15.13	15.20	15.10	
15	64QAM	36	20	15.12	15.00	15.02	16.5
15	64QAM	36	39	15.15	14.90	14.91	
15	64QAM	75	0	15.00	15.24	14.93	
Channel				133172	133272	133422	Tune-up limit (dBm)
Frequency (MHz)				668	678	693	
10	QPSK	1	0	15.63	15.32	15.14	16.5
10	QPSK	1	25	15.18	15.00	15.01	
10	QPSK	1	49	15.03	15.07	14.97	
10	QPSK	25	0	15.18	15.12	15.02	16.5
10	QPSK	25	12	14.99	14.99	14.96	
10	QPSK	25	25	15.22	14.86	14.78	
10	QPSK	50	0	15.17	15.14	14.77	16.5
10	16QAM	1	0	15.24	15.58	15.48	
10	16QAM	1	25	15.54	15.38	15.26	



FCC SAR TEST REPORT

Report No. : FA1N1847

10	16QAM	1	49	15.41	15.41	15.31	16.5
10	16QAM	25	0	15.19	15.03	15.01	
10	16QAM	25	12	15.11	15.04	14.86	
10	16QAM	25	25	15.24	14.98	14.86	
10	16QAM	50	0	15.02	15.27	14.94	
10	64QAM	1	0	15.14	15.55	15.16	16.5
10	64QAM	1	25	15.35	15.43	15.13	
10	64QAM	1	49	15.28	15.13	15.25	
10	64QAM	25	0	15.17	15.17	15.09	16.5
10	64QAM	25	12	15.16	15.08	14.85	
10	64QAM	25	25	15.28	14.87	14.75	
10	64QAM	50	0	14.95	15.20	14.77	
Channel				133147	133247	133447	Tune-up limit (dBm)
Frequency (MHz)				665.5	675.5	695.5	
5	QPSK	1	0	15.68	15.22	15.13	16.5
5	QPSK	1	12	15.23	15.06	14.90	
5	QPSK	1	24	15.09	14.89	15.02	
5	QPSK	12	0	15.26	15.16	14.95	16.5
5	QPSK	12	7	15.11	15.05	14.93	
5	QPSK	12	13	15.12	14.94	14.75	
5	QPSK	25	0	15.27	15.15	14.93	
5	16QAM	1	0	15.33	15.51	15.44	16.5
5	16QAM	1	12	15.54	15.39	15.28	
5	16QAM	1	24	15.48	15.39	15.17	
5	16QAM	12	0	15.09	15.05	15.15	16.5
5	16QAM	12	7	15.16	15.12	14.92	
5	16QAM	12	13	15.11	14.85	14.81	
5	16QAM	25	0	14.92	15.32	14.84	
5	64QAM	1	0	15.16	15.42	15.26	16.5
5	64QAM	1	12	15.51	15.36	15.20	
5	64QAM	1	24	15.28	15.08	15.22	
5	64QAM	12	0	15.22	15.17	14.98	16.5
5	64QAM	12	7	15.12	15.20	14.82	
5	64QAM	12	13	15.14	14.87	14.73	
5	64QAM	25	0	14.89	15.22	14.83	

<TDD LTE SAR Measurement>

TDD LTE configuration setup for SAR measurement

SAR was tested with a fixed periodic duty factor according to the highest transmission duty factor implemented for the device and supported by 3GPP.

- a. 3GPP TS 36.211 section 4.2 for Type 2 Frame Structure and Table 4.2-2 for uplink-downlink configurations
- b. “special subframe S” contains both uplink and downlink transmissions, it has been taken into consideration to determine the transmission duty factor according to the worst case uplink and downlink cyclic prefix requirements for UpPTS
- c. Establishing connections with base station simulators ensure a consistent means for testing SAR and recommended for evaluating SAR. The Anritsu MT8820C (firmware: #22.52#004) was used for LTE output power measurements and SAR testing.

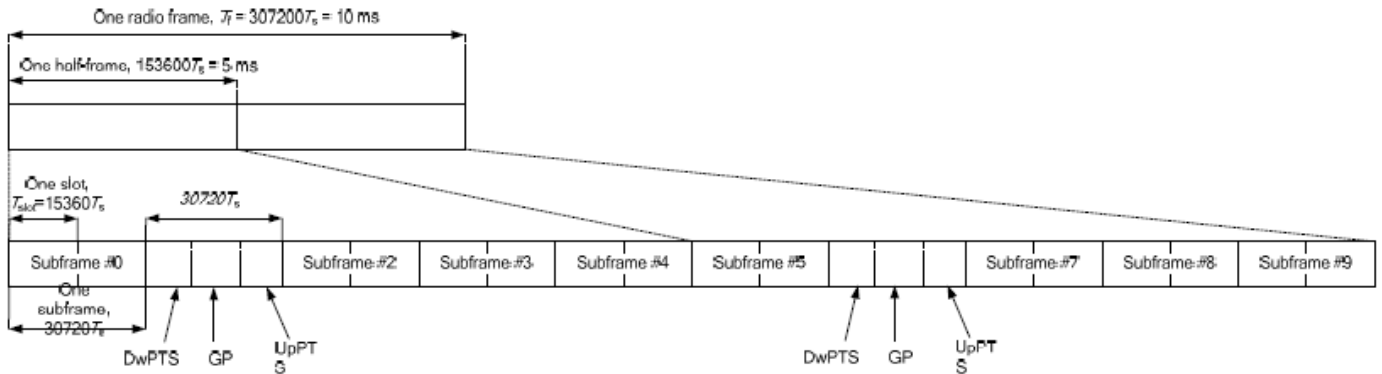


Figure 4.2-1: Frame structure type 2 (for 5 ms switch-point periodicity).

Table 4.2-2: Uplink-downlink configurations.

Uplink-downlink configuration	Downlink-to-Uplink Switch-point periodicity	Subframe number									
		0	1	2	3	4	5	6	7	8	9
0	5 ms	D	S	U	U	U	D	S	U	U	U
1	5 ms	D	S	U	U	D	D	S	U	U	D
2	5 ms	D	S	U	D	D	D	S	U	D	D
3	10 ms	D	S	U	U	U	D	D	D	D	D
4	10 ms	D	S	U	U	D	D	D	D	D	D
5	10 ms	D	S	U	D	D	D	D	D	D	D
6	5 ms	D	S	U	U	U	D	S	U	U	D

Table 4.2-1: Configuration of special subframe (lengths of DwPTS/GP/UpPTS).

Special subframe configuration	Normal cyclic prefix in downlink				Extended cyclic prefix in downlink			
	DwPTS	UpPTS		DwPTS	UpPTS			
		Normal cyclic prefix in uplink	Extended cyclic prefix in uplink		Normal cyclic prefix in uplink	Extended cyclic prefix in uplink		
0	6592 · Ts	2192 · Ts	2560 · Ts	7680 · Ts	2192 · Ts	2560 · Ts		
1	19760 · Ts			20480 · Ts				
2	21952 · Ts			23040 · Ts				
3	24144 · Ts			25600 · Ts				
4	26336 · Ts	7680 · Ts	4384 · Ts	5120 · Ts				
5	6592 · Ts	20480 · Ts						
6	19760 · Ts	23040 · Ts						
7	21952 · Ts	4384 · Ts	5120 · Ts	12800 · Ts	4384 · Ts	5120 · Ts		
8	24144 · Ts			-				-
9	13168 · Ts			-			-	

Special subframe (30720·T_s): Normal cyclic prefix in downlink (UpPTS)			
	Special subframe configuration	Normal cyclic prefix in uplink	Extended cyclic prefix in uplink
Uplink duty factor in one special subframe	0~4	7.13%	8.33%
	5~9	14.3%	16.7%

Special subframe(30720·T_s): Extended cyclic prefix in downlink (UpPTS)			
	Special subframe configuration	Normal cyclic prefix in uplink	Extended cyclic prefix in uplink
Uplink duty factor in one special subframe	0~3	7.13%	8.33%
	4~7	14.3%	16.7%

The highest duty factor is resulted from:

- i. Uplink-downlink configuration: 0. In a half-frame consisted of 5 subframes, uplink operation is in 3 uplink subframes and 1 special subframe.
- ii. special subframe configuration: 5-9 for normal cyclic prefix in downlink, 4-7 for extended cyclic prefix in downlink
- iii. for special subframe with extended cyclic prefix in uplink, the total uplink duty factor in one half-frame is: $(3+0.167)/5 = 63.3\%$
- iv. for special subframe with normal cyclic prefix in uplink, the total uplink duty factor in one half-frame is: $(3+0.143)/5 = 62.9\%$
- v. For TDD LTE SAR measurement, the duty cycle 1:1.59 (62.9 %) was used perform testing and considering the theoretical duty cycle of 63.3% for extended cyclic prefix in the uplink, and the theoretical duty cycle of 62.9% for normal cyclic prefix in uplink, a scaling factor of extended cyclic prefix $63.3\%/62.9\% = 1.006$ is applied to scale-up the measured SAR result. The scaled TDD LTE SAR = measured SAR (W/kg)* Tune-up Scaling Factor* scaling factor for extended cyclic prefix.
- vi. The device supports Power Class 3 uplink-downlink configurations 0 and 6, and Power Class 2 uplink-downlink configurations 1 to 5 operations for LTE Band 41.
- vii. The highest available duty cycle for Power Class 2 operation is 43.3% using UL-DL configuration 1, for Power Class 3 operation is 63.3% using UL-DL configuration 0. Per FCC Guidance, all SAR tests were performed using Power Class 3. SAR with Power Class 2 at the available duty factor was additionally performed for the Power Class 3 configuration with the highest SAR among all exposure condition.



Default Power Mode

<LTE Band 38>

BW [MHz]	Modulation	RB Size	RB Offset	Power Low Ch. / Freq.	Power Middle Ch. / Freq.	Power High Ch. / Freq.	Tune-up limit (dBm)
Channel				37850	38000	38150	
Frequency (MHz)				2580	2595	2610	
20	QPSK	1	0	23.04	22.81	22.70	24
20	QPSK	1	49	23.03	22.77	22.51	
20	QPSK	1	99	22.85	22.78	22.68	
20	QPSK	50	0	22.20	21.85	21.71	23
20	QPSK	50	24	22.18	21.85	21.69	
20	QPSK	50	50	21.91	21.78	21.70	
20	QPSK	100	0	22.16	21.78	21.87	23
20	16QAM	1	0	22.11	21.86	21.51	
20	16QAM	1	49	22.15	21.61	21.53	
20	16QAM	1	99	21.88	22.00	21.59	22
20	16QAM	50	0	21.07	20.70	20.67	
20	16QAM	50	24	21.03	20.81	20.90	
20	16QAM	50	50	20.93	20.93	20.80	22
20	16QAM	100	0	21.07	20.84	20.65	
20	64QAM	1	0	21.19	20.94	20.73	
20	64QAM	1	49	21.03	20.67	20.84	22
20	64QAM	1	99	21.10	20.91	20.52	
20	64QAM	50	0	20.09	19.61	19.63	
20	64QAM	50	24	19.84	19.92	19.67	21
20	64QAM	50	50	20.00	19.96	19.80	
20	64QAM	100	0	20.09	19.64	19.62	
Channel				37825	38000	38175	Tune-up limit (dBm)
Frequency (MHz)				2577.5	2595	2612.5	
15	QPSK	1	0	22.90	22.74	22.54	24
15	QPSK	1	37	22.94	22.74	22.31	
15	QPSK	1	74	22.82	22.72	22.54	
15	QPSK	36	0	22.15	21.71	21.71	23
15	QPSK	36	20	22.16	21.82	21.62	
15	QPSK	36	39	21.72	21.78	21.67	
15	QPSK	75	0	22.01	21.71	21.69	23
15	16QAM	1	0	22.05	21.74	21.40	
15	16QAM	1	37	22.06	21.52	21.45	
15	16QAM	1	74	21.70	21.92	21.43	22
15	16QAM	36	0	21.00	20.54	20.60	
15	16QAM	36	20	20.97	20.71	20.72	
15	16QAM	36	39	20.81	20.73	20.62	22
15	16QAM	75	0	20.96	20.67	20.57	
15	64QAM	1	0	21.17	20.74	20.71	
15	64QAM	1	37	20.92	20.58	20.81	22
15	64QAM	1	74	21.02	20.73	20.35	
15	64QAM	36	0	19.96	19.58	19.47	
15	64QAM	36	20	19.84	19.73	19.51	21
15	64QAM	36	39	19.85	19.84	19.63	
15	64QAM	75	0	19.89	19.51	19.42	
Channel				37800	38000	38200	Tune-up limit (dBm)
Frequency (MHz)				2575	2595	2615	
10	QPSK	1	0	22.89	22.74	22.70	24
10	QPSK	1	25	22.87	22.66	22.38	
10	QPSK	1	49	22.85	22.75	22.66	
10	QPSK	25	0	22.12	21.66	21.68	23
10	QPSK	25	12	22.12	21.70	21.55	
10	QPSK	25	25	21.83	21.69	21.54	
10	QPSK	50	0	22.14	21.67	21.76	23
10	16QAM	1	0	22.01	21.86	21.42	



10	16QAM	1	25	21.98	21.46	21.34	22
10	16QAM	1	49	21.88	21.83	21.54	
10	16QAM	25	0	21.04	20.64	20.54	
10	16QAM	25	12	20.89	20.80	20.73	
10	16QAM	25	25	20.82	20.84	20.79	
10	16QAM	50	0	20.93	20.79	20.45	
10	64QAM	1	0	21.09	20.88	20.60	22
10	64QAM	1	25	20.92	20.52	20.73	
10	64QAM	1	49	20.90	20.83	20.46	21
10	64QAM	25	0	20.00	19.44	19.55	
10	64QAM	25	12	19.72	19.76	19.51	
10	64QAM	25	25	19.81	19.94	19.71	
10	64QAM	50	0	20.05	19.60	19.51	
Channel				37775	38000	38225	Tune-up limit (dBm)
Frequency (MHz)				2572.5	2595	2617.5	
5	QPSK	1	0	22.97	22.80	22.57	24
5	QPSK	1	12	22.86	22.69	22.33	
5	QPSK	1	24	22.74	22.66	22.54	
5	QPSK	12	0	22.04	21.67	21.64	23
5	QPSK	12	7	22.02	21.70	21.62	
5	QPSK	12	13	21.85	21.69	21.57	
5	QPSK	25	0	22.13	21.69	21.76	
5	16QAM	1	0	22.11	21.83	21.48	23
5	16QAM	1	12	21.95	21.45	21.44	
5	16QAM	1	24	21.79	21.81	21.52	
5	16QAM	12	0	20.97	20.56	20.64	22
5	16QAM	12	7	20.85	20.65	20.72	
5	16QAM	12	13	20.87	20.92	20.62	
5	16QAM	25	0	21.03	20.68	20.63	
5	64QAM	1	0	21.12	20.76	20.68	
5	64QAM	1	12	20.95	20.47	20.72	22
5	64QAM	1	24	21.05	20.74	20.48	
5	64QAM	12	0	19.93	19.56	19.51	21
5	64QAM	12	7	19.66	19.77	19.58	
5	64QAM	12	13	19.95	19.80	19.76	
5	64QAM	12	13	19.95	19.80	19.76	
5	64QAM	25	0	20.08	19.56	19.51	

<LTE Band 41>

BW [MHz]	Modulation	RB Size	RB Offset	Power Low Ch. / Freq.	Power Low Middle Ch. / Freq.	Power Middle Ch. / Freq.	Power High Middle Ch. / Freq.	Power High Ch. / Freq.	Tune-up limit (dBm)
Channel				39750	40185	40620	41055	41490	Tune-up limit (dBm)
Frequency (MHz)				2506	2549.5	2593	2636.5	2680	
20	QPSK	1	0	23.01	23.04	22.80	22.92	22.89	24
20	QPSK	1	49	22.92	22.81	22.61	22.83	22.83	
20	QPSK	1	99	22.89	22.84	22.62	22.80	22.79	
20	QPSK	50	0	22.10	22.15	21.80	22.00	21.95	23
20	QPSK	50	24	22.02	21.78	21.73	21.91	21.83	
20	QPSK	50	50	21.96	21.81	21.64	21.94	21.76	
20	QPSK	100	0	21.88	21.99	21.95	21.97	21.94	23
20	16QAM	1	0	22.14	21.86	21.76	21.84	22.03	
20	16QAM	1	49	21.94	21.87	21.66	22.05	21.99	
20	16QAM	1	99	21.92	22.01	21.78	21.75	21.74	
20	16QAM	50	0	21.28	20.73	21.00	20.87	21.06	
20	16QAM	50	24	20.96	20.77	20.73	20.99	21.00	22
20	16QAM	50	50	20.99	20.83	20.74	21.11	20.70	
20	16QAM	100	0	21.07	21.05	20.91	21.11	20.69	
20	64QAM	1	0	20.91	21.00	20.98	20.74	20.97	22
20	64QAM	1	49	20.91	20.95	20.71	20.99	20.83	
20	64QAM	1	99	20.90	20.73	20.99	21.04	21.05	
20	64QAM	50	0	20.08	20.13	19.88	19.94	19.75	



FCC SAR TEST REPORT

Report No. : FA1N1847

20	64QAM	50	24	19.88	19.75	19.97	20.12	19.84	
20	64QAM	50	50	20.02	20.04	19.96	19.84	19.91	
20	64QAM	100	0	20.04	19.91	19.95	20.07	19.76	
Channel				39725	40173	40620	41068	41515	Tune-up limit (dBm)
Frequency (MHz)				2503.5	2548.3	2593	2637.8	2682.5	
15	QPSK	1	0	22.93	22.85	22.78	22.75	22.73	24
15	QPSK	1	37	22.72	22.76	22.50	22.67	22.74	
15	QPSK	1	74	22.87	22.69	22.62	22.76	22.66	
15	QPSK	36	0	22.03	21.78	21.69	21.87	21.92	23
15	QPSK	36	20	21.86	21.62	21.55	21.74	21.79	
15	QPSK	36	39	21.92	21.73	21.53	21.83	21.73	
15	QPSK	75	0	22.16	21.84	21.75	21.81	21.91	23
15	16QAM	1	0	22.01	21.68	21.67	21.77	21.98	
15	16QAM	1	37	21.86	21.69	21.58	22.02	21.92	
15	16QAM	1	74	21.74	21.81	21.63	21.73	21.57	22
15	16QAM	36	0	21.25	20.66	20.99	20.82	20.86	
15	16QAM	36	20	20.77	20.57	20.62	20.87	20.95	
15	16QAM	36	39	20.84	20.76	20.70	20.92	20.68	22
15	16QAM	75	0	21.04	20.90	20.82	20.97	20.63	
15	64QAM	1	0	20.84	20.92	20.85	20.58	20.79	
15	64QAM	1	37	20.88	20.75	20.55	20.93	20.63	21
15	64QAM	1	74	20.84	20.61	20.89	20.97	20.88	
15	64QAM	36	0	19.97	20.08	19.88	19.79	19.60	
15	64QAM	36	20	19.70	19.74	19.82	19.94	19.67	21
15	64QAM	36	39	19.94	19.85	19.93	19.72	19.82	
15	64QAM	75	0	19.99	19.77	19.91	20.06	19.72	
Channel				39700	40160	40620	41080	41540	Tune-up limit (dBm)
Frequency (MHz)				2501	2547	2593	2639	2685	
10	QPSK	1	0	22.94	22.78	22.62	22.77	22.79	24
10	QPSK	1	25	22.79	22.67	22.59	22.77	22.82	
10	QPSK	1	49	22.87	22.76	22.57	22.71	22.74	
10	QPSK	25	0	22.11	21.68	21.76	21.98	21.77	23
10	QPSK	25	12	21.91	21.67	21.61	21.91	21.80	
10	QPSK	25	25	21.90	21.68	21.62	21.84	21.68	
10	QPSK	50	0	22.07	21.85	21.89	21.85	21.82	23
10	16QAM	1	0	22.04	21.82	21.66	21.83	21.95	
10	16QAM	1	25	21.76	21.73	21.57	21.98	21.86	
10	16QAM	1	49	21.87	21.92	21.66	21.65	21.68	22
10	16QAM	25	0	21.27	20.69	20.89	20.86	21.00	
10	16QAM	25	12	20.88	20.64	20.56	20.94	20.85	
10	16QAM	25	25	20.99	20.77	20.67	20.91	20.53	22
10	16QAM	50	0	20.89	20.94	20.72	21.00	20.49	
10	64QAM	1	0	20.81	20.96	20.93	20.63	20.95	
10	64QAM	1	25	20.78	20.83	20.55	20.90	20.75	21
10	64QAM	1	49	20.82	20.53	20.95	20.93	20.95	
10	64QAM	25	0	19.88	19.99	19.69	19.83	19.67	
10	64QAM	25	12	19.71	19.63	19.82	20.02	19.73	21
10	64QAM	25	25	20.01	19.90	19.89	19.72	19.74	
10	64QAM	50	0	19.94	19.78	19.81	19.91	19.74	
Channel				39675	40148	40620	41093	41565	Tune-up limit (dBm)
Frequency (MHz)				2498.5	2545.8	2593	2640.30	2687.5	
5	QPSK	1	0	22.96	22.80	22.76	22.75	22.73	24
5	QPSK	1	12	22.78	22.79	22.60	22.76	22.76	
5	QPSK	1	24	22.82	22.75	22.43	22.68	22.59	
5	QPSK	12	0	21.95	21.73	21.74	21.96	21.94	23
5	QPSK	12	7	22.01	21.75	21.59	21.71	21.64	
5	QPSK	12	13	21.83	21.70	21.55	21.85	21.61	
5	QPSK	25	0	22.10	21.80	21.91	21.77	21.78	23
5	16QAM	1	0	21.98	21.70	21.64	21.64	21.95	
5	16QAM	1	12	21.81	21.68	21.48	21.90	21.94	



5	16QAM	1	24	21.88	21.90	21.59	21.69	21.62	22
5	16QAM	12	0	21.16	20.70	20.95	20.80	20.87	
5	16QAM	12	7	20.92	20.63	20.53	20.87	20.95	
5	16QAM	12	13	20.81	20.83	20.71	21.00	20.53	
5	16QAM	25	0	21.06	21.01	20.86	20.97	20.64	22
5	64QAM	1	0	20.78	20.82	20.88	20.56	20.81	
5	64QAM	1	12	20.81	20.80	20.57	20.86	20.80	
5	64QAM	1	24	20.88	20.62	20.89	20.90	20.90	21
5	64QAM	12	0	19.89	19.96	19.68	19.92	19.56	
5	64QAM	12	7	19.78	19.71	19.90	19.93	19.64	
5	64QAM	12	13	19.85	20.04	19.91	19.70	19.75	
5	64QAM	25	0	20.02	19.90	19.92	19.98	19.70	

<LTE Band 41(HPUE)>

BW [MHz]	Modulation	RB Size	RB Offset	Power Low Ch. / Freq.	Power Low Middle Ch. / Freq.	Power Middle Ch. / Freq.	Power High Middle Ch. / Freq.	Power High Ch. / Freq.	Tune-up limit (dBm)
Channel				39750	40185	40620	41055	41490	Tune-up limit (dBm)
Frequency (MHz)				2506	2549.5	2593	2636.5	2680	
20	QPSK	1	0	24.83	24.95	24.76	24.87	24.92	26
20	QPSK	1	49	24.76	24.81	24.67	24.82	24.92	
20	QPSK	1	99	24.82	24.72	24.65	24.71	24.79	
20	QPSK	50	0	24.02	24.13	23.76	24.06	23.96	25
20	QPSK	50	24	23.86	23.71	23.59	23.68	23.82	
20	QPSK	50	50	23.89	23.65	23.62	23.69	23.86	
20	QPSK	100	0	23.66	23.99	23.59	23.78	23.88	25
20	16QAM	1	0	23.91	24.05	23.78	23.76	23.87	
20	16QAM	1	49	24.04	23.84	23.75	23.88	23.72	
20	16QAM	1	99	23.76	23.87	23.80	24.05	23.79	24
20	16QAM	50	0	22.82	22.90	22.56	22.84	23.12	
20	16QAM	50	24	22.76	22.88	22.79	22.82	23.06	
20	16QAM	50	50	23.12	22.88	22.65	22.96	22.94	24
20	16QAM	100	0	23.01	22.96	22.74	22.92	22.93	
20	64QAM	1	0	23.12	22.79	22.95	22.78	22.99	
20	64QAM	1	49	22.95	22.75	22.56	22.82	22.79	24
20	64QAM	1	99	22.85	22.78	22.72	22.72	22.93	
20	64QAM	50	0	22.04	22.00	21.76	21.97	21.91	
20	64QAM	50	24	21.79	21.69	21.92	21.89	21.74	23
20	64QAM	50	50	21.96	21.81	21.85	21.99	21.93	
20	64QAM	100	0	21.77	22.03	21.73	22.01	22.12	
Channel				39725	40173	40620	41068	41515	Tune-up limit (dBm)
Frequency (MHz)				2503.5	2548.3	2593	2637.8	2682.5	
15	QPSK	1	0	24.85	24.72	24.75	24.71	24.91	26
15	QPSK	1	37	24.74	24.81	24.67	24.82	24.87	
15	QPSK	1	74	24.73	24.55	24.60	24.55	24.75	
15	QPSK	36	0	23.92	23.64	23.66	24.04	23.85	25
15	QPSK	36	20	23.66	23.61	23.52	23.63	23.64	
15	QPSK	36	39	23.77	23.58	23.57	23.61	23.76	
15	QPSK	75	0	23.99	23.69	23.56	23.58	23.75	25
15	16QAM	1	0	23.73	23.95	23.77	23.73	23.70	
15	16QAM	1	37	23.87	23.68	23.57	23.86	23.69	
15	16QAM	1	74	23.59	23.69	23.77	23.94	23.71	24
15	16QAM	36	0	22.76	22.82	22.52	22.68	22.97	
15	16QAM	36	20	22.73	22.83	22.79	22.69	22.88	
15	16QAM	36	39	23.07	22.84	22.62	22.83	22.74	24
15	16QAM	75	0	22.92	22.90	22.71	22.76	22.91	
15	64QAM	1	0	23.08	22.79	22.84	22.76	22.81	
15	64QAM	1	37	22.82	22.62	22.50	22.63	22.64	24
15	64QAM	1	74	22.70	22.70	22.60	22.53	22.85	
15	64QAM	36	0	22.01	22.00	21.60	21.77	21.79	
15	64QAM	36	20	21.70	21.53	21.75	21.87	21.68	23



FCC SAR TEST REPORT

Report No. : FA1N1847

15	64QAM	36	39	21.81	21.68	21.82	21.82	21.93	
15	64QAM	75	0	21.59	21.96	21.59	21.92	22.10	
Channel				39700	40160	40620	41080	41540	Tune-up limit (dBm)
Frequency (MHz)				2501	2547	2593	2639	2685	
10	QPSK	1	0	24.73	24.84	24.63	24.74	24.91	26
10	QPSK	1	25	24.71	24.63	24.65	24.73	24.74	
10	QPSK	1	49	24.85	24.58	24.63	24.68	24.73	
10	QPSK	25	0	23.97	23.64	23.71	23.89	23.88	25
10	QPSK	25	12	23.73	23.62	23.42	23.54	23.66	
10	QPSK	25	25	23.73	23.48	23.47	23.69	23.86	
10	QPSK	50	0	23.90	23.76	23.48	23.64	23.85	25
10	16QAM	1	0	23.84	23.85	23.62	23.56	23.84	
10	16QAM	1	25	23.98	23.84	23.59	23.76	23.62	
10	16QAM	1	49	23.75	23.69	23.62	23.87	23.66	24
10	16QAM	25	0	22.73	22.78	22.48	22.64	22.99	
10	16QAM	25	12	22.66	22.87	22.67	22.62	22.92	
10	16QAM	25	25	23.06	22.82	22.46	22.86	22.84	24
10	16QAM	50	0	22.98	22.94	22.62	22.82	22.87	
10	64QAM	1	0	23.08	22.62	22.95	22.63	22.96	
10	64QAM	1	25	22.95	22.66	22.36	22.67	22.73	24
10	64QAM	1	49	22.81	22.65	22.59	22.56	22.78	
10	64QAM	25	0	21.88	21.80	21.70	21.91	21.87	
10	64QAM	25	12	21.79	21.69	21.81	21.88	21.58	23
10	64QAM	25	25	21.77	21.81	21.85	21.99	21.77	
10	64QAM	50	0	21.73	21.88	21.68	21.99	22.04	
Channel				39675	40148	40620	41093	41565	Tune-up limit (dBm)
Frequency (MHz)				2498.5	2545.8	2593	2640.30	2687.5	
5	QPSK	1	0	24.79	24.85	24.70	24.74	24.77	26
5	QPSK	1	12	24.61	24.69	24.47	24.76	24.83	
5	QPSK	1	24	24.92	24.54	24.48	24.51	24.73	
5	QPSK	12	0	24.12	23.76	23.75	24.06	23.78	25
5	QPSK	12	7	23.85	23.62	23.47	23.49	23.71	
5	QPSK	12	13	23.69	23.45	23.44	23.54	23.66	
5	QPSK	25	0	23.83	23.62	23.46	23.75	23.85	25
5	16QAM	1	0	23.77	23.86	23.75	23.63	23.83	
5	16QAM	1	12	23.89	23.82	23.57	23.84	23.55	
5	16QAM	1	24	23.75	23.73	23.70	23.89	23.61	24
5	16QAM	12	0	22.69	22.72	22.53	22.70	23.09	
5	16QAM	12	7	22.75	22.80	22.67	22.74	23.02	
5	16QAM	12	13	23.04	22.76	22.53	22.95	22.75	24
5	16QAM	25	0	22.81	22.76	22.58	22.82	22.85	
5	64QAM	1	0	22.92	22.72	22.95	22.71	22.84	
5	64QAM	1	12	22.93	22.64	22.38	22.66	22.66	24
5	64QAM	1	24	22.70	22.69	22.63	22.59	22.93	
5	64QAM	12	0	21.90	21.96	21.74	21.78	21.77	
5	64QAM	12	7	21.76	21.62	21.75	21.69	21.55	23
5	64QAM	12	13	21.93	21.80	21.78	21.85	21.93	
5	64QAM	25	0	21.63	21.88	21.67	21.90	22.03	



<LTE Band 48>

BW [MHz]	Modulation	RB Size	RB Offset	Power Low Ch. / Freq.	Power Low Middle Ch. / Freq.	Power High Middle Ch. / Freq.	Power High Ch. / Freq.	Tune-up limit (dBm)
Channel				55340	55830	56150	56640	
Frequency (MHz)				3560	3609	3641	3690	
20	QPSK	1	0	20.99	21.07	20.97	20.84	22
20	QPSK	1	49	20.92	21.05	20.87	20.65	
20	QPSK	1	99	20.98	20.98	20.90	20.77	
20	QPSK	50	0	19.99	20.17	19.97	19.86	21
20	QPSK	50	24	19.85	20.10	19.82	19.80	
20	QPSK	50	50	19.97	19.95	19.85	19.66	
20	QPSK	100	0	19.88	20.20	19.79	19.90	21
20	16QAM	1	0	20.03	19.94	19.89	19.97	
20	16QAM	1	49	19.87	20.24	19.77	19.85	
20	16QAM	1	99	19.87	20.21	20.07	19.65	20
20	16QAM	50	0	19.06	19.14	18.80	18.64	
20	16QAM	50	24	18.83	19.14	18.96	18.87	
20	16QAM	50	50	19.10	18.90	19.17	18.67	20
20	16QAM	100	0	19.05	19.15	18.86	18.85	
20	64QAM	1	0	19.00	18.98	19.17	18.74	
20	64QAM	1	49	19.13	19.00	19.07	18.74	20
20	64QAM	1	99	18.98	19.00	18.79	18.98	
20	64QAM	50	0	18.15	18.14	18.14	17.78	
20	64QAM	50	24	17.88	18.07	17.87	17.81	19
20	64QAM	50	50	17.95	18.05	17.82	18.03	
20	64QAM	100	0	18.08	17.94	17.93	17.95	
Channel				55315	55820	56160	56665	Tune-up limit (dBm)
Frequency (MHz)				3557.5	3608	3642	3692.5	
15	QPSK	1	0	20.86	20.91	20.97	20.75	22
15	QPSK	1	37	20.73	20.86	20.78	20.49	
15	QPSK	1	74	20.90	20.93	20.86	20.61	
15	QPSK	36	0	19.80	20.15	19.95	19.86	21
15	QPSK	36	20	19.69	20.01	19.74	19.71	
15	QPSK	36	39	19.78	19.82	19.81	19.57	
15	QPSK	75	0	19.86	20.01	19.65	19.87	21
15	16QAM	1	0	19.83	19.88	19.81	19.89	
15	16QAM	1	37	19.76	20.09	19.71	19.71	
15	16QAM	1	74	19.84	20.06	19.91	19.51	20
15	16QAM	36	0	19.00	19.09	18.75	18.59	
15	16QAM	36	20	18.83	19.03	18.91	18.74	
15	16QAM	36	39	19.00	18.85	19.06	18.62	20
15	16QAM	75	0	18.96	19.06	18.67	18.74	
15	64QAM	1	0	18.92	18.96	19.09	18.65	
15	64QAM	1	37	19.05	18.84	18.95	18.65	20
15	64QAM	1	74	18.88	18.97	18.67	18.92	
15	64QAM	36	0	17.97	18.03	17.98	17.65	
15	64QAM	36	20	17.83	17.96	17.80	17.69	19
15	64QAM	36	39	17.80	18.03	17.68	17.97	
15	64QAM	75	0	17.97	17.80	17.92	17.83	
Channel				55290	55815	56165	56690	Tune-up limit (dBm)
Frequency (MHz)				3555	3607.5	3642.5	3695	
10	QPSK	1	0	20.89	21.06	20.95	20.81	22
10	QPSK	1	25	20.90	20.87	20.86	20.61	
10	QPSK	1	49	20.92	20.84	20.86	20.62	
10	QPSK	25	0	19.82	20.06	19.88	19.67	21
10	QPSK	25	12	19.73	19.92	19.72	19.76	
10	QPSK	25	25	19.78	19.76	19.65	19.46	
10	QPSK	50	0	19.87	20.11	19.61	19.88	21
10	16QAM	1	0	19.97	19.76	19.89	19.80	
10	16QAM	1	25	19.86	20.21	19.62	19.76	



FCC SAR TEST REPORT

Report No. : FA1N1847

10	16QAM	1	49	19.81	20.21	20.01	19.53	20
10	16QAM	25	0	19.00	19.11	18.65	18.50	
10	16QAM	25	12	18.66	19.05	18.76	18.83	
10	16QAM	25	25	19.03	18.79	19.06	18.65	
10	16QAM	50	0	18.92	19.10	18.80	18.84	
10	64QAM	1	0	18.87	18.85	19.07	18.71	20
10	64QAM	1	25	19.04	18.98	18.89	18.74	
10	64QAM	1	49	18.89	18.94	18.70	18.81	
10	64QAM	25	0	18.09	18.11	17.94	17.66	19
10	64QAM	25	12	17.70	17.89	17.85	17.76	
10	64QAM	25	25	17.85	18.01	17.63	17.98	
10	64QAM	50	0	17.96	17.82	17.90	17.93	
Channel				55265	55810	56170	56715	Tune-up limit (dBm)
Frequency (MHz)				3552.5	3607	3643	3697.5	
5	QPSK	1	0	20.94	21.05	20.91	20.66	22
5	QPSK	1	12	20.73	20.96	20.67	20.46	
5	QPSK	1	24	20.91	20.88	20.77	20.58	
5	QPSK	12	0	19.87	20.16	19.84	19.66	21
5	QPSK	12	7	19.71	19.97	19.63	19.77	
5	QPSK	12	13	19.85	19.86	19.66	19.65	
5	QPSK	25	0	19.88	20.12	19.75	19.75	
5	16QAM	1	0	19.86	19.86	19.69	19.92	21
5	16QAM	1	12	19.85	20.08	19.76	19.70	
5	16QAM	1	24	19.70	20.08	20.06	19.51	
5	16QAM	12	0	18.95	19.13	18.73	18.62	20
5	16QAM	12	7	18.81	18.98	18.95	18.84	
5	16QAM	12	13	19.06	18.74	19.04	18.63	
5	16QAM	25	0	18.89	19.00	18.84	18.78	
5	64QAM	1	0	18.97	18.90	19.14	18.74	20
5	64QAM	1	12	19.08	18.96	19.07	18.72	
5	64QAM	1	24	18.86	18.93	18.77	18.95	
5	64QAM	12	0	18.14	18.00	17.97	17.78	19
5	64QAM	12	7	17.69	17.89	17.82	17.68	
5	64QAM	12	13	17.83	17.95	17.63	17.86	
5	64QAM	25	0	18.04	17.77	17.80	17.93	



Reduced Power Mode

<LTE Band 38>

BW [MHz]	Modulation	RB Size	RB Offset	Power Low Ch. / Freq.	Power Middle Ch. / Freq.	Power High Ch. / Freq.	Tune-up limit (dBm)
Channel				37850	38000	38150	
Frequency (MHz)				2580	2595	2610	
20	QPSK	1	0	12.79	12.84	12.60	14
20	QPSK	1	49	12.77	12.59	12.52	
20	QPSK	1	99	12.77	12.64	12.79	
20	QPSK	50	0	12.78	12.79	12.56	14
20	QPSK	50	24	12.77	12.60	12.55	
20	QPSK	50	50	12.71	12.63	12.65	
20	QPSK	100	0	12.78	12.63	12.59	14
20	16QAM	1	0	12.74	12.81	12.49	
20	16QAM	1	49	12.81	12.54	12.40	
20	16QAM	1	99	12.76	12.52	12.63	14
20	16QAM	50	0	12.79	12.69	12.55	
20	16QAM	50	24	12.78	12.61	12.55	
20	16QAM	50	50	12.72	12.62	12.65	14
20	16QAM	100	0	12.77	12.63	12.59	
20	64QAM	1	0	12.73	12.83	12.58	
20	64QAM	1	49	12.69	12.49	12.48	14
20	64QAM	1	99	12.73	12.57	12.66	
20	64QAM	50	0	12.79	12.70	12.56	
20	64QAM	50	24	12.78	12.61	12.56	14
20	64QAM	50	50	12.71	12.64	12.66	
20	64QAM	100	0	12.77	12.62	12.59	
Channel				37825	38000	38175	Tune-up limit (dBm)
Frequency (MHz)				2577.5	2595	2612.5	
15	QPSK	1	0	12.74	12.67	12.49	14
15	QPSK	1	37	12.72	12.41	12.50	
15	QPSK	1	74	12.59	12.59	12.74	
15	QPSK	36	0	12.59	12.74	12.42	14
15	QPSK	36	20	12.74	12.60	12.54	
15	QPSK	36	39	12.70	12.56	12.47	
15	QPSK	75	0	12.65	12.62	12.43	14
15	16QAM	1	0	12.61	12.79	12.38	
15	16QAM	1	37	12.73	12.40	12.25	
15	16QAM	1	74	12.62	12.50	12.43	14
15	16QAM	36	0	12.71	12.69	12.47	
15	16QAM	36	20	12.78	12.49	12.40	
15	16QAM	36	39	12.65	12.42	12.46	14
15	16QAM	75	0	12.70	12.46	12.42	
15	64QAM	1	0	12.65	12.76	12.46	
15	64QAM	1	37	12.58	12.49	12.33	14
15	64QAM	1	74	12.72	12.53	12.54	
15	64QAM	36	0	12.72	12.56	12.56	
15	64QAM	36	20	12.71	12.50	12.45	14
15	64QAM	36	39	12.64	12.47	12.58	
15	64QAM	75	0	12.73	12.54	12.57	
Channel				37800	38000	38200	Tune-up limit (dBm)
Frequency (MHz)				2575	2595	2615	
10	QPSK	1	0	12.67	12.64	12.48	14
10	QPSK	1	25	12.62	12.47	12.42	
10	QPSK	1	49	12.76	12.59	12.75	
10	QPSK	25	0	12.67	12.74	12.42	14
10	QPSK	25	12	12.77	12.57	12.50	
10	QPSK	25	25	12.64	12.46	12.55	
10	QPSK	50	0	12.58	12.51	12.42	14
10	16QAM	1	0	12.58	12.69	12.46	



10	16QAM	1	25	12.68	12.41	12.22	14
10	16QAM	1	49	12.59	12.39	12.53	
10	16QAM	25	0	12.72	12.62	12.35	
10	16QAM	25	12	12.68	12.49	12.53	
10	16QAM	25	25	12.54	12.54	12.46	
10	16QAM	50	0	12.61	12.48	12.40	
10	64QAM	1	0	12.68	12.78	12.42	14
10	64QAM	1	25	12.62	12.40	12.36	
10	64QAM	1	49	12.65	12.38	12.49	14
10	64QAM	25	0	12.69	12.65	12.39	
10	64QAM	25	12	12.71	12.52	12.56	
10	64QAM	25	25	12.61	12.60	12.47	
10	64QAM	50	0	12.67	12.60	12.39	
Channel				37775	38000	38225	Tune-up limit (dBm)
Frequency (MHz)				2572.5	2595	2617.5	
5	QPSK	1	0	12.67	12.74	12.60	14
5	QPSK	1	12	12.69	12.58	12.51	
5	QPSK	1	24	12.66	12.63	12.63	
5	QPSK	12	0	12.70	12.73	12.45	14
5	QPSK	12	7	12.63	12.60	12.50	
5	QPSK	12	13	12.59	12.53	12.56	
5	QPSK	25	0	12.69	12.48	12.45	
5	16QAM	1	0	12.67	12.71	12.47	14
5	16QAM	1	12	12.79	12.45	12.34	
5	16QAM	1	24	12.67	12.46	12.51	
5	16QAM	12	0	12.66	12.51	12.43	14
5	16QAM	12	7	12.75	12.57	12.53	
5	16QAM	12	13	12.56	12.44	12.61	
5	16QAM	25	0	12.62	12.54	12.51	
5	64QAM	1	0	12.66	12.79	12.38	14
5	64QAM	1	12	12.63	12.40	12.46	
5	64QAM	1	24	12.57	12.47	12.56	
5	64QAM	12	0	12.62	12.55	12.37	14
5	64QAM	12	7	12.72	12.48	12.37	
5	64QAM	12	13	12.69	12.47	12.56	
5	64QAM	25	0	12.70	12.56	12.47	

<LTE Band 41>

BW [MHz]	Modulation	RB Size	RB Offset	Power Low Ch. / Freq.	Power Low Middle Ch. / Freq.	Power Middle Ch. / Freq.	Power High Middle Ch. / Freq.	Power High Ch. / Freq.	Tune-up limit (dBm)
Channel				39750	40185	40620	41055	41490	Tune-up limit (dBm)
Frequency (MHz)				2506	2549.5	2593	2636.5	2680	
20	QPSK	1	0	12.73	12.91	12.80	12.58	12.55	14
20	QPSK	1	49	12.58	12.79	12.59	12.49	12.55	
20	QPSK	1	99	12.64	12.90	12.64	12.58	12.50	
20	QPSK	50	0	12.55	12.83	12.75	12.57	12.51	14
20	QPSK	50	24	12.51	12.78	12.63	12.55	12.50	
20	QPSK	50	50	12.54	12.80	12.59	12.52	12.50	
20	QPSK	100	0	12.56	12.83	12.70	12.51	12.68	14
20	16QAM	1	0	12.71	12.62	12.75	12.52	12.45	
20	16QAM	1	49	12.50	12.72	12.57	12.43	12.44	
20	16QAM	1	99	12.55	12.78	12.57	12.47	12.35	
20	16QAM	50	0	12.54	12.75	12.75	12.56	12.51	14
20	16QAM	50	24	12.55	12.80	12.62	12.58	12.61	
20	16QAM	50	50	12.63	12.82	12.60	12.51	12.69	
20	16QAM	100	0	12.54	12.82	12.67	12.49	12.69	14
20	64QAM	1	0	12.75	12.64	12.73	12.54	12.38	
20	64QAM	1	49	12.56	12.79	12.49	12.40	12.49	
20	64QAM	1	99	12.63	12.77	12.53	12.56	12.40	
20	64QAM	50	0	12.56	12.76	12.73	12.56	12.52	14



FCC SAR TEST REPORT

Report No. : FA1N1847

20	64QAM	50	24	12.57	12.80	12.64	12.58	12.59	
20	64QAM	50	50	12.67	12.82	12.58	12.52	12.69	
20	64QAM	100	0	12.57	12.83	12.69	12.50	12.66	
Channel				39725	40173	40620	41068	41515	Tune-up limit (dBm)
Frequency (MHz)				2503.5	2548.3	2593	2637.8	2682.5	
15	QPSK	1	0	12.65	12.81	12.68	12.38	12.42	14
15	QPSK	1	37	12.57	12.62	12.46	12.44	12.45	
15	QPSK	1	74	12.48	12.84	12.50	12.44	12.40	14
15	QPSK	36	0	12.46	12.81	12.66	12.50	12.44	
15	QPSK	36	20	12.55	12.73	12.56	12.56	12.53	
15	QPSK	36	39	12.50	12.78	12.42	12.45	12.56	14
15	QPSK	75	0	12.46	12.68	12.56	12.37	12.59	
15	16QAM	1	0	12.56	12.46	12.65	12.39	12.41	
15	16QAM	1	37	12.34	12.52	12.53	12.28	12.34	14
15	16QAM	1	74	12.48	12.60	12.46	12.36	12.34	
15	16QAM	36	0	12.44	12.69	12.62	12.47	12.51	14
15	16QAM	36	20	12.47	12.77	12.45	12.44	12.53	
15	16QAM	36	39	12.45	12.64	12.47	12.40	12.68	
15	16QAM	75	0	12.45	12.67	12.54	12.41	12.57	14
15	64QAM	1	0	12.65	12.51	12.73	12.36	12.30	
15	64QAM	1	37	12.49	12.75	12.43	12.22	12.43	
15	64QAM	1	74	12.46	12.60	12.42	12.51	12.40	14
15	64QAM	36	0	12.36	12.59	12.62	12.42	12.50	
15	64QAM	36	20	12.41	12.68	12.54	12.40	12.54	
15	64QAM	36	39	12.56	12.72	12.48	12.45	12.63	14
15	64QAM	75	0	12.56	12.83	12.53	12.44	12.49	
Channel				39700	40160	40620	41080	41540	Tune-up limit (dBm)
Frequency (MHz)				2501	2547	2593	2639	2685	
10	QPSK	1	0	12.63	12.88	12.63	12.41	12.49	14
10	QPSK	1	25	12.46	12.59	12.49	12.40	12.45	
10	QPSK	1	49	12.51	12.77	12.46	12.49	12.33	14
10	QPSK	25	0	12.51	12.70	12.60	12.54	12.50	
10	QPSK	25	12	12.48	12.66	12.59	12.55	12.48	
10	QPSK	25	25	12.50	12.61	12.56	12.33	12.57	14
10	QPSK	50	0	12.54	12.79	12.56	12.45	12.60	
10	16QAM	1	0	12.58	12.47	12.63	12.48	12.39	
10	16QAM	1	25	12.47	12.69	12.48	12.32	12.31	14
10	16QAM	1	49	12.50	12.60	12.53	12.37	12.16	
10	16QAM	25	0	12.48	12.56	12.66	12.45	12.44	14
10	16QAM	25	12	12.53	12.76	12.60	12.40	12.41	
10	16QAM	25	25	12.57	12.67	12.47	12.48	12.60	
10	16QAM	50	0	12.48	12.70	12.60	12.40	12.54	14
10	64QAM	1	0	12.60	12.49	12.61	12.51	12.31	
10	64QAM	1	25	12.49	12.78	12.44	12.27	12.42	
10	64QAM	1	49	12.56	12.61	12.46	12.38	12.20	14
10	64QAM	25	0	12.37	12.72	12.54	12.38	12.34	
10	64QAM	25	12	12.39	12.67	12.60	12.53	12.53	
10	64QAM	25	25	12.62	12.76	12.53	12.44	12.49	14
10	64QAM	50	0	12.55	12.73	12.63	12.41	12.64	
Channel				39675	40148	40620	41093	41565	Tune-up limit (dBm)
Frequency (MHz)				2498.5	2545.8	2593	2640.30	2687.5	
5	QPSK	1	0	12.63	12.86	12.68	12.48	12.35	14
5	QPSK	1	12	12.56	12.77	12.45	12.39	12.55	
5	QPSK	1	24	12.49	12.90	12.62	12.53	12.42	14
5	QPSK	12	0	12.35	12.63	12.63	12.38	12.33	
5	QPSK	12	7	12.54	12.75	12.54	12.45	12.38	
5	QPSK	12	13	12.62	12.74	12.40	12.42	12.68	14
5	QPSK	25	0	12.50	12.79	12.51	12.50	12.57	
5	16QAM	1	0	12.65	12.59	12.61	12.40	12.34	
5	16QAM	1	12	12.41	12.52	12.49	12.40	12.39	14



5	16QAM	1	24	12.52	12.70	12.39	12.40	12.30	14
5	16QAM	12	0	12.38	12.59	12.60	12.50	12.35	
5	16QAM	12	7	12.49	12.66	12.47	12.43	12.52	
5	16QAM	12	13	12.61	12.68	12.51	12.44	12.56	
5	16QAM	25	0	12.36	12.68	12.50	12.47	12.59	14
5	64QAM	1	0	12.55	12.44	12.56	12.34	12.20	
5	64QAM	1	12	12.44	12.76	12.48	12.40	12.29	
5	64QAM	1	24	12.44	12.57	12.39	12.48	12.38	14
5	64QAM	12	0	12.50	12.65	12.56	12.54	12.43	
5	64QAM	12	7	12.50	12.75	12.63	12.50	12.45	
5	64QAM	12	13	12.49	12.75	12.43	12.37	12.66	
5	64QAM	25	0	12.50	12.76	12.60	12.39	12.51	

<LTE Band 41(HPUE)>

BW [MHz]	Modulation	RB Size	RB Offset	Power Low Ch. / Freq.	Power Low Middle Ch. / Freq.	Power Middle Ch. / Freq.	Power High Middle Ch. / Freq.	Power High Ch. / Freq.	Tune-up limit (dBm)
Channel				39750	40185	40620	41055	41490	Tune-up limit (dBm)
Frequency (MHz)				2506	2549.5	2593	2636.5	2680	
20	QPSK	1	0	12.70	13.18	12.78	12.59	12.57	14
20	QPSK	1	49	12.59	12.76	12.59	12.48	12.56	
20	QPSK	1	99	12.64	12.86	12.63	12.58	12.49	
20	QPSK	50	0	12.51	12.81	12.74	12.54	12.52	14
20	QPSK	50	24	12.44	12.78	12.62	12.53	12.51	
20	QPSK	50	50	12.49	12.79	12.58	12.48	12.48	
20	QPSK	100	0	12.53	12.81	12.67	12.47	12.66	14
20	16QAM	1	0	12.94	13.01	12.94	12.67	12.70	
20	16QAM	1	49	12.84	13.04	12.82	12.59	12.65	
20	16QAM	1	99	12.88	13.14	12.80	12.61	12.61	14
20	16QAM	50	0	12.51	12.76	12.75	12.52	12.53	
20	16QAM	50	24	12.55	12.80	12.63	12.55	12.60	
20	16QAM	50	50	12.63	12.82	12.58	12.47	12.71	14
20	16QAM	100	0	12.55	12.81	12.69	12.48	12.65	
20	64QAM	1	0	12.88	12.91	12.95	12.75	12.69	
20	64QAM	1	49	12.76	13.00	12.81	12.69	12.65	14
20	64QAM	1	99	12.82	13.06	12.78	12.65	12.57	
20	64QAM	50	0	12.53	12.74	12.75	12.54	12.53	
20	64QAM	50	24	12.55	12.78	12.63	12.55	12.59	14
20	64QAM	50	50	12.63	12.81	12.59	12.47	12.67	
20	64QAM	100	0	12.55	12.80	12.69	12.46	12.64	
Channel				39725	40173	40620	41068	41515	Tune-up limit (dBm)
Frequency (MHz)				2503.5	2548.3	2593	2637.8	2682.5	
15	QPSK	1	0	12.51	13.00	12.62	12.45	12.43	14
15	QPSK	1	37	12.46	12.76	12.45	12.30	12.50	
15	QPSK	1	74	12.49	12.74	12.58	12.53	12.29	
15	QPSK	36	0	12.33	12.72	12.65	12.39	12.44	14
15	QPSK	36	20	12.37	12.68	12.55	12.50	12.35	
15	QPSK	36	39	12.48	12.78	12.51	12.42	12.49	
15	QPSK	75	0	12.33	12.66	12.61	12.35	12.59	14
15	16QAM	1	0	12.88	12.89	12.83	12.64	12.61	
15	16QAM	1	37	12.84	13.03	12.66	12.40	12.58	
15	16QAM	1	74	12.86	12.94	12.63	12.49	12.56	14
15	16QAM	36	0	12.42	12.66	12.70	12.41	12.42	
15	16QAM	36	20	12.38	12.71	12.51	12.43	12.57	
15	16QAM	36	39	12.57	12.62	12.52	12.37	12.60	14
15	16QAM	75	0	12.35	12.73	12.65	12.36	12.50	
15	64QAM	1	0	12.79	12.84	12.84	12.56	12.60	
15	64QAM	1	37	12.64	12.97	12.65	12.49	12.61	14
15	64QAM	1	74	12.65	13.04	12.71	12.64	12.51	
15	64QAM	36	0	12.35	12.66	12.61	12.37	12.43	
15	64QAM	36	20	12.47	12.77	12.57	12.50	12.39	14



FCC SAR TEST REPORT

Report No. : FA1N1847

15	64QAM	36	39	12.43	12.66	12.56	12.47	12.51	
15	64QAM	75	0	12.38	12.75	12.54	12.27	12.54	
Channel				39700	40160	40620	41080	41540	Tune-up limit (dBm)
Frequency (MHz)				2501	2547	2593	2639	2685	
10	QPSK	1	0	12.62	13.06	12.70	12.42	12.57	14
10	QPSK	1	25	12.49	12.59	12.50	12.45	12.42	
10	QPSK	1	49	12.51	12.77	12.56	12.44	12.37	
10	QPSK	25	0	12.38	12.65	12.57	12.52	12.49	14
10	QPSK	25	12	12.37	12.72	12.48	12.51	12.55	
10	QPSK	25	25	12.54	12.64	12.41	12.30	12.55	
10	QPSK	50	0	12.47	12.76	12.52	12.34	12.48	14
10	16QAM	1	0	12.76	12.81	12.77	12.48	12.56	
10	16QAM	1	25	12.77	12.84	12.63	12.59	12.49	
10	16QAM	1	49	12.82	12.98	12.78	12.53	12.46	14
10	16QAM	25	0	12.46	12.70	12.68	12.47	12.48	
10	16QAM	25	12	12.54	12.67	12.58	12.47	12.59	
10	16QAM	25	25	12.61	12.77	12.47	12.42	12.71	14
10	16QAM	50	0	12.51	12.63	12.61	12.42	12.57	
10	64QAM	1	0	12.69	12.76	12.94	12.75	12.50	
10	64QAM	1	25	12.71	12.90	12.68	12.53	12.50	14
10	64QAM	1	49	12.77	13.06	12.65	12.65	12.56	
10	64QAM	25	0	12.41	12.60	12.61	12.42	12.34	
10	64QAM	25	12	12.48	12.66	12.51	12.43	12.57	14
10	64QAM	25	25	12.58	12.64	12.56	12.44	12.48	
10	64QAM	50	0	12.43	12.80	12.62	12.38	12.54	
Channel				39675	40148	40620	41093	41565	Tune-up limit (dBm)
Frequency (MHz)				2498.5	2545.8	2593	2640.30	2687.5	
5	QPSK	1	0	12.53	13.09	12.77	12.52	12.50	14
5	QPSK	1	12	12.53	12.72	12.40	12.36	12.50	
5	QPSK	1	24	12.53	12.81	12.54	12.47	12.42	
5	QPSK	12	0	12.41	12.74	12.58	12.41	12.34	14
5	QPSK	12	7	12.47	12.76	12.48	12.44	12.36	
5	QPSK	12	13	12.44	12.61	12.50	12.42	12.52	
5	QPSK	25	0	12.47	12.70	12.65	12.36	12.61	14
5	16QAM	1	0	12.90	12.81	12.74	12.59	12.51	
5	16QAM	1	12	12.79	12.84	12.76	12.53	12.55	
5	16QAM	1	24	12.73	13.04	12.67	12.42	12.53	14
5	16QAM	12	0	12.45	12.59	12.58	12.37	12.41	
5	16QAM	12	7	12.39	12.61	12.45	12.46	12.40	
5	16QAM	12	13	12.58	12.75	12.50	12.42	12.67	14
5	16QAM	25	0	12.42	12.64	12.61	12.30	12.60	
5	64QAM	1	0	12.76	12.86	12.90	12.58	12.57	
5	64QAM	1	12	12.75	13.00	12.66	12.69	12.49	14
5	64QAM	1	24	12.81	12.89	12.58	12.56	12.55	
5	64QAM	12	0	12.36	12.66	12.63	12.35	12.43	
5	64QAM	12	7	12.49	12.63	12.47	12.38	12.56	14
5	64QAM	12	13	12.53	12.70	12.52	12.29	12.55	
5	64QAM	25	0	12.43	12.75	12.63	12.35	12.50	



<LTE Band 48>

BW [MHz]	Modulation	RB Size	RB Offset	Power Low Ch. / Freq.	Power Low Middle Ch. / Freq.	Power High Middle Ch. / Freq.	Power High Ch. / Freq.	Tune-up limit (dBm)
Channel				55340	55830	56150	56640	
Frequency (MHz)				3560	3609	3641	3690	
20	QPSK	1	0	17.87	17.36	17.15	16.96	18
20	QPSK	1	49	17.28	17.22	16.85	16.75	
20	QPSK	1	99	17.18	17.05	16.81	16.47	
20	QPSK	50	0	17.25	17.24	16.86	16.66	18
20	QPSK	50	24	17.18	17.11	16.74	16.63	
20	QPSK	50	50	17.11	17.02	16.69	16.49	
20	QPSK	100	0	17.18	17.11	16.76	16.63	
20	16QAM	1	0	17.84	17.78	17.52	17.31	18
20	16QAM	1	49	17.73	17.65	17.17	17.02	
20	16QAM	1	99	17.54	17.45	17.12	16.81	
20	16QAM	50	0	17.29	17.33	16.95	16.73	18
20	16QAM	50	24	17.27	17.19	16.84	16.70	
20	16QAM	50	50	17.21	17.11	16.77	16.56	
20	16QAM	100	0	17.24	17.18	16.82	16.70	
20	64QAM	1	0	17.55	17.56	17.33	17.05	18
20	64QAM	1	49	17.50	17.42	16.92	16.91	
20	64QAM	1	99	17.30	17.12	17.03	16.63	
20	64QAM	50	0	17.31	17.33	16.96	16.77	18
20	64QAM	50	24	17.28	17.23	16.85	16.72	
20	64QAM	50	50	17.21	17.12	16.79	16.58	
20	64QAM	100	0	17.25	17.17	16.83	16.70	
Channel				55315	55820	56160	56665	Tune-up limit (dBm)
Frequency (MHz)				3557.5	3608	3642	3692.5	
15	QPSK	1	0	17.81	17.21	17.05	16.95	18
15	QPSK	1	37	17.28	17.21	16.66	16.63	
15	QPSK	1	74	17.04	17.03	16.70	16.30	
15	QPSK	36	0	17.21	17.06	16.69	16.48	18
15	QPSK	36	20	17.03	17.08	16.59	16.57	
15	QPSK	36	39	16.93	16.86	16.61	16.32	
15	QPSK	75	0	17.04	17.05	16.62	16.49	
15	16QAM	1	0	17.82	17.74	17.33	17.28	18
15	16QAM	1	37	17.57	17.59	17.01	16.85	
15	16QAM	1	74	17.45	17.43	16.92	16.77	
15	16QAM	36	0	17.28	17.26	16.93	16.65	18
15	16QAM	36	20	17.09	17.01	16.64	16.69	
15	16QAM	36	39	17.12	17.07	16.73	16.52	
15	16QAM	75	0	17.10	17.08	16.76	16.54	
15	64QAM	1	0	17.40	17.37	17.25	17.03	18
15	64QAM	1	37	17.42	17.24	16.87	16.72	
15	64QAM	1	74	17.19	17.10	16.92	16.50	
15	64QAM	36	0	17.31	17.16	16.81	16.76	18
15	64QAM	36	20	17.25	17.05	16.77	16.65	
15	64QAM	36	39	17.03	16.92	16.65	16.53	
15	64QAM	75	0	17.24	17.04	16.77	16.59	
Channel				55290	55815	56165	56690	Tune-up limit (dBm)
Frequency (MHz)				3555	3607.5	3642.5	3695	
10	QPSK	1	0	17.74	17.31	16.97	16.78	18
10	QPSK	1	25	17.22	17.20	16.67	16.57	
10	QPSK	1	49	17.14	16.89	16.61	16.45	
10	QPSK	25	0	17.08	17.24	16.72	16.64	18
10	QPSK	25	12	17.07	17.08	16.69	16.49	
10	QPSK	25	25	17.02	17.00	16.61	16.38	
10	QPSK	50	0	17.05	17.10	16.73	16.46	
10	16QAM	1	0	17.68	17.62	17.41	17.15	18
10	16QAM	1	25	17.65	17.46	17.01	16.97	



FCC SAR TEST REPORT

Report No. : FA1N1847

10	16QAM	1	49	17.38	17.38	17.02	16.66	18
10	16QAM	25	0	17.17	17.27	16.87	16.66	
10	16QAM	25	12	17.19	17.14	16.82	16.67	
10	16QAM	25	25	17.01	17.05	16.75	16.50	
10	16QAM	50	0	17.08	17.12	16.67	16.57	18
10	64QAM	1	0	17.38	17.43	17.27	16.89	
10	64QAM	1	25	17.38	17.28	16.83	16.75	
10	64QAM	1	49	17.25	17.03	16.88	16.48	18
10	64QAM	25	0	17.12	17.18	16.85	16.71	
10	64QAM	25	12	17.25	17.18	16.71	16.52	
10	64QAM	25	25	17.04	16.96	16.76	16.53	
10	64QAM	50	0	17.25	17.03	16.67	16.54	
Channel				55265	55810	56170	56715	Tune-up limit (dBm)
Frequency (MHz)				3552.5	3607	3643	3697.5	
5	QPSK	1	0	17.69	17.35	16.98	16.92	18
5	QPSK	1	12	17.14	17.14	16.79	16.55	
5	QPSK	1	24	17.06	16.95	16.75	16.27	
5	QPSK	12	0	17.10	17.11	16.75	16.46	18
5	QPSK	12	7	17.13	17.09	16.61	16.52	
5	QPSK	12	13	17.09	16.87	16.64	16.45	
5	QPSK	25	0	17.12	17.10	16.73	16.43	
5	16QAM	1	0	17.73	17.58	17.38	17.25	18
5	16QAM	1	12	17.62	17.58	17.03	16.84	
5	16QAM	1	24	17.51	17.32	17.11	16.81	
5	16QAM	12	0	17.27	17.21	16.86	16.61	18
5	16QAM	12	7	17.27	17.15	16.73	16.60	
5	16QAM	12	13	17.09	16.95	16.73	16.52	
5	16QAM	25	0	17.11	17.07	16.66	16.70	
5	64QAM	1	0	17.41	17.43	17.29	16.99	18
5	64QAM	1	12	17.32	17.42	16.75	16.78	
5	64QAM	1	24	17.27	17.12	17.01	16.46	
5	64QAM	12	0	17.13	17.32	16.79	16.69	18
5	64QAM	12	7	17.13	17.19	16.69	16.67	
5	64QAM	12	13	17.02	16.93	16.69	16.42	
5	64QAM	25	0	17.13	17.10	16.63	16.52	



<LTE Carrier Aggregation combinations>

General Note:

1. This device supports Carrier Aggregation on downlink only for inter and intra band, Uplink CA is not supported. For the device supports combination bands and configurations are according to 3GPP.
2. In applying the existing power measurement procedure of KDB 941225 D05A for DL CA SAR test exclusion, only the subset with the largest number of combinations of the frequency band and CCs in each row need consideration, and that configurations require power measurement should be highlighted in the below table.

2CC Downlink Carrier Aggregation			3CC Downlink Carrier Aggregation			4CC Downlink Carrier Aggregation		
Number	Combination	Covered by	Number	Combination	Covered by	Number	Combination	Covered by
		Measurement Superset			Measurement Superset			Measurement Superset
1	2A-4A	49	49	2A-4A-4A		108	2A-2A-5A-66A	142
2	2A-5A	50	50	2A-4A-5A		109	2A-2A-12A-30A	
3	2A-12A	51	51	2A-4A-12A		110	2A-2A-12A-66A	
4	2A-13A	52	52	2A-4A-13A		111	2A-12A-30A-66A	
5	2A-14A	58	53	2A-5A-30A	112	112	2A-5A-30A-66A	
6	2A-29A	55	54	2A-12A-30A	111	113	2A-2A-13A-66A	
7	2A-30A	55	55	2A-29A-30A		114	2A-5A-66A-66A	143
8	2A-66A	56	56	2A-5A-66A	112	115	2A-5B-30A	142
9	4A-5A	50	57	2A-13A-66A	113	116	2A-5B-66A	143
10	4A-12A	51	58	2A-14A-30A	121	117	2A-5A-66B	143
11	4A-13A	52	59	2A-14A-66A	121	118	2A-12A-66A-66A	
12	4A-29A	64	60	2A-30A-66A	121	119	2A-13A-66A-66A	
13	4A-30A	64	61	2A-66A-66A	118	120	2A-13A-66B	
14	5A-30A	62	62	4A-5A-30A		121	2A-14A-30A-66A	
15	5A-66A	77	63	4A-12A-30A		122	5A-30A-66A-66A	142
16	12A-30A	54	64	4A-29A-30A		123	5B-30A-66A	142
17	13A-66A	57	65	2A-2A-5A	108	124	5B-66A-66A	143
18	14A-30A	58	66	2A-2A-12A	109	125	25A-41D	
19	14A-66A	59	67	2A-2A-13A	113	126	41A-41D	144
20	29A-30A	55	68	2A-2A-30A	109	127	41C-41C	144
21	2A-2A	65	69	2A-2A-66A	110	128	2A-5A-46C	145
22	4A-4A	70	70	4A-4A-5A		129	2A-13A-46C	146
23	7A-7A		71	4A-4A-12A		130	2A-46A-46A-66A	147
24	25A-25A		72	4A-4A-13A		131	2A-46A-46C	155
25	25A-26A		73	13A-66A-66A	119	132	4A-46A-46C	148
26	25A-41A	125	74	14A-30A-66A	121	133	5A-46C-66A	149
27	26A-41A	81	75	2A-5B	115	134	5A-46D	150
28	41A-41A	126	76	2A-66C	130	135	13A-46C-66A	151
29	66A-66A	73	77	5A-66A-66A	122	136	13A-46D	151
30	2C	49	78	5B-30A	115	137	66A-46C-46A	
31	5B	77	79	5B-66A	116	138	66A-46D	
32	7C	37	80	25A-41C	125	139	2A-46C-66A	147
33	41C	84	81	26A-41C		140	2A-46D	154
34	66C	41	82	41A-41C	126	141	4A-46D	148
35	2A-46A	85	83	66A-66C	118			
36	4A-46A	90	84	41D	144			
37	7A-46A		85	2A-5A-46A	145			
38	13A-46A	93	86	2A-13A-46A	146			
39	25A-46A		87	2A-46A-46A	130			
40	41A-46A		88	2A-46A-66A	130	5CC Downlink Carrier Aggregation		
41	46A-66A	88	89	2A-46C	131	Number	Combination	Covered by Measurement Superset
42	5A-46A	85	90	4A-46A-46A	148			
43	5A-7A		91	4A-46C	132	142	2A-5B-30A-66A	
44			92	5A-46A-66A	149	143	2A-5B-66A-66A	
45	12A-66A	102	93	13A-46A-66A	151	144	41C-41D	



FCC SAR TEST REPORT

Report No. : FA1N1847

46	29A-66A	105	94	13A-46C	136	145	2A-5A-46D	
47	30A-66A	106	95	66A-46A-46A	137	146	2A-13A-46D	
48	66B	34	96	5A-46C	150	147	2A-46D-66A	
			97	2A-12A-66A	118	148	4A-46A-46D	
			98	2A-66B	117	149	5A-46D-66A	
			99	5A-30A-66A	112	150	5A-46E	
			100	5A-66B	117	151	13A-46D-66A	
			101	12A-30A-66A	111	152	13A-46E	151
			102	12A-66A-66A	118	153	46A-46D-66A	B46 RX Only
			103	13A-66B	120	154	2A-2A-46D	
			104	29A-30A-66A	B29 RX Only	155	2A-46A-46D	
			105	29A-66A-66A	B29 RX Only	156	2A-46C-46C	156
			106	30A-66A-66A	122	157	2A-46E	156
			107	46C-66A	133	158	46C-46C-66A	B46 RX Only
						159	46D-66A-66A	B46 RX Only
						160	46E-66A	B46 RX Only

<Power verification when LTE Carrier Aggregation Active>

General Note:

- i. According to KDB941225 D05A v01r02, Uplink maximum output power measurement with downlink carrier aggregation active should be measured, using the highest output channel measured without downlink carrier aggregation, to confirm that uplink maximum output power with downlink carrier aggregation active remains within the specified tune-up tolerance limits and not more than ¼ dB higher than the maximum output measured without downlink carrier aggregation active.
- ii. Uplink maximum output power with downlink carrier aggregation active does not show more than ¼ dB higher than the maximum output power without downlink carrier aggregation active, therefore SAR evaluation with downlink carrier aggregation active can be excluded.
- iii. The device supports downlink two carrier aggregation. For power measurement were control and acknowledge data is sent on uplink channels that operate identical to specifications when downlink carrier aggregation is inactive.
- iv. Selected highest measured power when downlink carrier aggregation is inactive for conducted power comparison with downlink carrier aggregation is active, to confirm that when downlink carrier aggregation is active uplink maximum output power remains within the specified tune-up tolerance limits and not more than ¼ dB higher than the maximum output power measured when downlink carrier aggregation inactive.
- v. For non-contiguous intra-band CA, the SCC selected to provide maximum separation from the PCC and must remain fully within the downlink transmission band.
- vi. For Intra-band, contiguous CA, the downlink channels selected to perform the uplink power measurement must satisfy 3GPP channel spacing (5.4.1A of 3GPP TS 36.521 or equivalent) and channel bandwidth (5.4.2A) requirements.

$$\text{Nominal channel spacing} = \left\lceil \frac{BW_{\text{Channel}(1)} + BW_{\text{Channel}(2)} - 0.1|BW_{\text{Channel}(1)} - BW_{\text{Channel}(2)}|}{0.6} \right\rceil 0.3 \text{ [MHz]}$$

<Two Carrier power verification>

Configure	CA Configuration (BCS)	PCC							SCC				Power	
		LTE Band	BW (MHz)	UL Freq. (MHz)	UL Channel	Mod.	UL# RB	UL RB Offset	LTE Band	BW (MHz)	DL Freq. (MHz)	DL Channel	With CA Tx.Power (dBm)	W/O CA Tx.Power (dBm)
Inter-Band	5A (4x4 MIMO) -7A	5	10	842	20600	QPSK	1	0	7	20	2655	3100	23.90	24.03
	7A (4x4 MIMO) -46A	7	20	2560	21350	QPSK	1	0	46	20	5537.5	50665	22.95	22.96
	25A-26A	25	20	1880	26340	QPSK	1	0	26	15	876.5	8865	22.91	22.98
	25A-41A (4x4 MIMO)	25	20	1880	26340	QPSK	1	0	41	20	2593	40620	22.83	22.98
	25A-46A	25	20	1880	26340	QPSK	1	0	46	20	5537.5	50665	22.84	22.98
	41A (4x4 MIMO) -46A	41	20	2680	41490	QPSK	1	0	46	20	5537.5	50665	22.95	23.08
Intra-Band Non-Contiguous	7A (4x4 MIMO) -7A	7	20	2560	21350	QPSK	1	0	7	20	2630	2850	22.79	22.96
	25A-25A	25	20	1905	26590	QPSK	1	0	25	20	1940	8140	22.78	22.98

<Three Carrier power verification>

Configure	CA Configuration (BCS)	PCC							SCC				SCC2				Power	
		LTE Band	BW (MHz)	UL Freq. (MHz)	UL Channel	Mod.	UL# RB	UL RB Offset	LTE Band	BW (MHz)	DL Freq. (MHz)	DL Channel	LTE Band	BW (MHz)	DL Freq. (MHz)	DL Channel	With CA Tx.Power (dBm)	W/O CA Tx.Power (dBm)
Inter-Band	2A-4A (4x4 MIMO)-4A	2	20	1900	19100	QPSK	1	0	4	20	2132.5	2175	4	20	2300	2145	22.73	22.86
	2A-4A (4x4 MIMO)-5A	2	20	1900	19100	QPSK	1	0	4	20	2132.5	2175	5	10	881.5	2525	22.81	22.86
	2A-4A (4x4 MIMO)-12A	2	20	1900	19100	QPSK	1	0	4	20	2132.5	2175	12	10	737.5	5095	22.72	22.86
	2A-4A (4x4 MIMO)-13A	2	20	1900	19100	QPSK	1	0	4	20	2132.5	2175	13	10	751	5230	22.77	22.86
	2A-29A-30A (4x4 MIMO)	2	20	1900	19100	QPSK	1	0	29	10	722.5	9715	30	10	2355	9820	22.81	22.86
	4A (4x4 MIMO)-4A-5A	4	20	1732.5	20175	QPSK	1	0	4	20	2300	2145	5	10	881.5	2525	22.90	22.99
	4A (4x4 MIMO)-4A-12A	4	20	1732.5	20175	QPSK	1	0	4	20	2300	2145	12	10	737.5	5095	22.92	22.99
	4A (4x4 MIMO)-4A-13A	4	20	1732.5	20175	QPSK	1	0	4	20	2300	2145	13	10	751	5230	22.94	22.99
	4A-5A-30A (4x4 MIMO)	4	20	1732.5	20175	QPSK	1	0	5	10	881.5	2525	30	10	2355	9820	22.87	22.99
	4A-12A-30A (4x4 MIMO)	4	20	1732.5	20175	QPSK	1	0	12	10	737.5	5095	30	10	2355	9820	22.96	22.99
	4A-29A-30A (4x4 MIMO)	4	20	1732.5	20175	QPSK	1	0	29	10	722.5	9715	30	10	2197.5	67311	22.92	22.99
	26A-41C (4x4 MIMO)	26	15	831.5	26865	QPSK	1	0	41	20	2593	40620	41	20	2612.3	40818	23.85	24.02

<Four Carrier power verification>

Configure	CA Configuration (BCS)	PCC							SCC1				SCC2				SCC3				Power	
		LTE Band	BW (MHz)	UL Freq. (MHz)	UL Channel	Mod.	UL# RB	UL RB Offset	LTE Band	BW (MHz)	DL Freq. (MHz)	DL Channel	LTE Band	BW (MHz)	DL Freq. (MHz)	DL Channel	LTE Band	BW (MHz)	DL Freq. (MHz)	DL Channel	With CA Tx.Power (dBm)	W/O CA Tx.Power (dBm)
Inter-Band	2A-2A-12A-30A	2	20	1900	19100	QPSK	1	0	2	20	1960	900	12	10	737.5	5095	30	10	2355	9820	22.67	22.86
	2A-2A-12A-66A	2	20	1900	19100	QPSK	1	0	2	20	1960	900	12	10	737.5	5095	66	20	2155	66886	22.82	22.86
	2A-2A-13A-66A	2	20	1900	19100	QPSK	1	0	2	20	1960	900	13	10	751	5230	66	20	2155	66886	22.69	22.86
	2A-5A-30A-66A	2	20	1900	19100	QPSK	1	0	5	10	881.5	2525	30	10	2355	9820	66	20	2155	66886	22.70	22.86
	2A-12A-30A-66A	2	20	1900	19100	QPSK	1	0	12	10	737.5	5095	30	10	2355	9820	60	20	2155	66886	22.84	22.86
	2A-12A-66A-66A	2	20	1900	19100	QPSK	1	0	12	10	737.5	5095	66	20	2155	66886	60	20	2190	67236	22.72	22.86
	2A (4x4 MIMO)-13A-46C	2	20	1900	19100	QPSK	1	0	13	10	751	5230	46	20	5537.5	50665	46	20	5557.3	50863	22.67	22.86
	2A-13A-66A-66A	2	20	1900	19100	QPSK	1	0	13	10	751	5230	66	20	2155	66886	60	20	2190	67236	22.70	22.86
	2A (4x4 MIMO)-13A-66B	2	20	1900	19100	QPSK	1	0	13	10	751	5230	66	15	2155	66886	66	5	2164.3	66979	22.70	22.86
	2A-14A-30A-66A	2	20	1900	19100	QPSK	1	0	14	10	763	5330	30	10	2355	9820	66	20	2155	66886	22.72	22.86
	25A-41D	25	20	1880	26340	QPSK	1	0	41	20	2593	40620	41	20	2612.8	40818	41	20	2632.6	41016	22.88	22.98
	66A-46C-46A	66	20	1745	132322	QPSK	1	0	46	20	5537.5	50665	46	20	5557.3	50863	46	20	5915	54440	23.03	23.09
	66A-46D	66	20	1745	132322	QPSK	1	0	46	20	5537.5	50665	46	20	5557.3	50863	46	20	5577.1	51061	23.02	23.09

<Five Carrier power verification>

Configure	CA Configuration (BCS)	PCC							SCC1				SCC2				SCC3				SCC4				Power	
		LTE Band	BW (MHz)	UL Freq. (MHz)	UL Channel	Mod.	UL# RB	UL RB Offset	LTE Band	BW (MHz)	DL Freq. (MHz)	DL Channel	LTE Band	BW (MHz)	DL Freq. (MHz)	DL Channel	LTE Band	BW (MHz)	DL Freq. (MHz)	DL Channel	LTE Band	BW (MHz)	DL Freq. (MHz)	DL Channel	With CA Tx.Power (dBm)	W/O CA Tx.Power (dBm)
Inter-Band	2A-2A-46D	2	20	1900	19100	QPSK	1	0	2	20	1960	900	46	20	5537.5	50665	46	20	5557.3	50863	46	20	5577.1	51061	22.75	22.86
	2A-5A-46D	2	20	1900	19100	QPSK	1	0	5	10	881.5	2525	46	20	5537.5	50665	46	20	5557.3	50863	46	20	5577.1	51061	22.66	22.86
	2A-5B-30A-66A	2	20	1900	19100	QPSK	1	0	5	10	881.5	2525	5	10	891.4	2624	30	10	2355	9820	66	20	2155	66886	22.76	22.86
	2A-5B-66A-66A	2	20	1900	19100	QPSK	1	0	5	10	881.5	2525	5	10	891.4	2624	66	20	2155	66886	66	20	2190	67236	22.85	22.86
	2A-13A-46D	2	20	1900	19100	QPSK	1	0	13	10	751	5230	46	20	5537.5	50665	46	20	5557.3	50863	46	20	5577.1	51061	22.73	22.86
	2A-46A-46D	2	20	1900	19100	QPSK	1	0	46	20	5537.5	50665	46	20	5915	54440	46	20	5895.2	54242	46	20	5785.4	54044	22.86	22.86
	2A-46D-66A	2	20	1900	19100	QPSK	1	0	46	20	5537.5	50665	46	20	5557.3	50863	46	20	5577.1	51061	66	20	2155	66886	22.81	22.86
	4A-46A-46D	4	20	1732.5	20175	QPSK	1	0	46	20	5537.5	50665	46	20	5915	54440	46	20	5895.2	54242	46	20	5785.4	54044	22.94	22.99
	5A-46D-66A	5	10	842	20600	QPSK	1	0	46	20	5537.5	50665	46	20	5557.3	50863	46	20	5577.1	51061	66	20	2155	66886	23.84	24.01
	5A-46E	5	10	842	20600	QPSK	1	0	46	20	5537.5	50665	46	20	5557.3	50863	46	20	5577.1	51061	46	20	5596.9	51259	23.95	24.01
	13A-46D-66A	13	10	782	23230	QPSK	1	0	46	20	5537.5	50665	46	20	5557.3	50863	46	20	5577.1	51061	66	20	2155	66886	23.73	23.89
	41C-41D	41	20	2680	41490	QPSK	1	0	41	20	2569.3	40383	41	20	2680	41490	41	20	2660.2	41292	41	20	2640.4	41094	22.95	23.08

<LTE Uplink carrier aggregation>

2CC Uplink Carrier Aggregation	
Number	Combination
1	5B
2	7C
3	66B
4	66C
5	38C
6	41C

<Intra-band>**General Note:**

- i. The device supports intra-band uplink carrier aggregation with a maximum of two 20MHz component carriers. For intra band contiguous carrier aggregation scenarios, 3GPP 36.101 table 6.2.2A-1 specifies that the aggregate maximum allowed output power is equivalent to the single carrier scenario. 3GPP 36.101 6.2.3A allows for several dB of MPR to be applied when not-contiguous RB allocation is implemented. The conducted power and MPR setting in this device are permanently implemented pre 3GPP requirement.
- ii. The device supports uplink carrier aggregation with a maximum of two 20MHz component carriers. For intra band contiguous carrier aggregation scenarios, 3GPP 36.101 table 6.2.2A-1 specifies that the aggregate maximum allowed output power is equivalent to the single carrier scenario. 3GPP 36.101 6.2.3A allows for several dB of MPR to be applied when not-contiguous RB allocation is implemented. The conducted power and MPR setting in this device are permanently implemented pre the 3GPP requirement.
- iii. According TCB workshop, the output power with uplink CA active was measured for the configuration with the highest reported SAR with single carrier for each exposure condition. The power was measured with wideband signal integration over both component carriers.
- iv. Additional SAR measurement for LTE UL CA whit other DL CA combinations active were not required since the maximum output power for this configuration was not > 0.25dB higher than the maximum output power for UL CA active.

<Full power>

CA_5B										
Combination 10MHz+10MHz (50RB+50RB)										
PCC Channel	SCC Channel	Modulation	PCC		SCC		Total RB Size	Target MPR Level (dB)	Measured Power (dBm)	Tune up Power (dBm)
			RB Size	RB offset	RB Size	RB offset				
20450	20549	QPSK	1	0	0	0	1	0	24	25
20575	20476	QPSK	1	0	1	49	2	0	23.91	25
20600	20501	QPSK	1	0	1	49	2	0	23.88	25

CA_7C										
Combination 20MHz+20MHz (100RB+100RB)										
PCC Channel	SCC Channel	Modulation	PCC		SCC		Total RB Size	Target MPR Level (dB)	Measured Power (dBm)	Tune up Power (dBm)
			RB Size	RB offset	RB Size	RB offset				
20850	21048	QPSK	1	0	0	0	1	0	22.88	24
21100	20902	QPSK	1	0	1	99	2	0	22.67	24
21350	21152	QPSK	1	0	1	99	2	0	22.69	24

CA_66B										
Combination 15MHz+5MHz (75RB+25RB)										
PCC Channel	SCC Channel	Modulation	PCC		SCC		Total RB Size	Target MPR Level (dB)	Measured Power (dBm)	Tune up Power (dBm)
			RB Size	RB offset	RB Size	RB offset				
132047	132140	QPSK	1	0	0	0	1	0	22.87	24
132322	132229	QPSK	1	0	1	24	2	0	22.82	24
132597	132504	QPSK	1	0	1	24	2	0	22.84	24

CA_66C										
Combination 20MHz+20MHz (100RB+100RB)										
PCC Channel	SCC Channel	Modulation	PCC		SCC		Total RB Size	Target MPR Level (dB)	Measured Power (dBm)	Tune up Power (dBm)
			RB Size	RB offset	RB Size	RB offset				
132072	132270	QPSK	1	0	0	0	1	0	23.01	24
132322	132124	QPSK	1	0	1	99	2	0	22.94	24
132572	132374	QPSK	1	0	1	99	2	0	22.91	24

CA_38C										
Combination 20MHz+20MHz (100RB+100RB)										
PCC Channel	SCC Channel	Modulation	PCC		SCC		Total RB Size	Target MPR Level (dB)	Measured Power (dBm)	Tune up Power (dBm)
			RB Size	RB offset	RB Size	RB offset				
37850	38048	QPSK	1	0	0	0	1	0	22.97	24
37901	38099	QPSK	1	0	0	0	1	0	22.94	24
38150	37952	QPSK	1	0	1	99	2	0	22.91	24

CA_41C										
Combination 20MHz+20MHz (100RB+100RB)										
PCC Channel	SCC Channel	Modulation	PCC		SCC		Total RB Size	Target MPR Level (dB)	Measured Power (dBm)	Tune up Power (dBm)
			RB Size	RB offset	RB Size	RB offset				
39750	39948	QPSK	1	0	0	0	1	0	23.02	24
40185	39987	QPSK	1	0	1	99	2	0	22.94	24
40620	40422	QPSK	1	0	1	99	2	0	22.97	24
41055	40857	QPSK	1	0	1	99	2	0	22.88	24
41490	41292	QPSK	1	0	1	99	2	0	22.96	24



<Down Power>

CA_5B										
Combination 10MHz+10MHz (50RB+50RB)										
PCC Channel	SCC Channel	Modulation	PCC		SCC		Total RB Size	Target MPR Level (dB)	Measured Power (dBm)	Tune up Power (dBm)
			RB Size	RB offset	RB Size	RB offset				
20450	20549	QPSK	1	0	0	0	1	0	16.37	17.5
20575	20476	QPSK	1	0	1	49	2	0	16.65	17.5
20600	20501	QPSK	1	0	1	49	2	0	16.62	17.5

CA_7C										
Combination 20MHz+20MHz (100RB+100RB)										
PCC Channel	SCC Channel	Modulation	PCC		SCC		Total RB Size	Target MPR Level (dB)	Measured Power (dBm)	Tune up Power (dBm)
			RB Size	RB offset	RB Size	RB offset				
20850	21048	QPSK	1	0	0	0	1	0	11.52	12.5
21100	20902	QPSK	1	0	1	99	2	0	11.44	12.5
21350	21152	QPSK	1	0	1	99	2	0	11.42	12.5

CA_66B										
Combination 15MHz+5MHz (75RB+25RB)										
PCC Channel	SCC Channel	Modulation	PCC		SCC		Total RB Size	Target MPR Level (dB)	Measured Power (dBm)	Tune up Power (dBm)
			RB Size	RB offset	RB Size	RB offset				
132047	132140	QPSK	1	0	0	0	1	0	15.16	15.5
132322	132229	QPSK	1	0	1	24	2	0	15.02	15.5
132597	132504	QPSK	1	0	1	24	2	0	15.14	15.5

CA_66C										
Combination 20MHz+20MHz (100RB+100RB)										
PCC Channel	SCC Channel	Modulation	PCC		SCC		Total RB Size	Target MPR Level (dB)	Measured Power (dBm)	Tune up Power (dBm)
			RB Size	RB offset	RB Size	RB offset				
132072	132270	QPSK	1	0	0	0	1	0	15.2	15.5
132322	132124	QPSK	1	0	1	99	2	0	15.03	15.5
132572	132374	QPSK	1	0	1	99	2	0	14.99	15.5

CA_38C										
Combination 20MHz+20MHz (100RB+100RB)										
PCC Channel	SCC Channel	Modulation	PCC		SCC		Total RB Size	Target MPR Level (dB)	Measured Power (dBm)	Tune up Power (dBm)
			RB Size	RB offset	RB Size	RB offset				
37850	38048	QPSK	1	0	0	0	1	0	12.73	14
37901	38099	QPSK	1	0	0	0	1	0	12.81	14
38150	37952	QPSK	1	0	1	99	2	0	12.79	14

CA_41C										
Combination 20MHz+20MHz (100RB+100RB)										
PCC Channel	SCC Channel	Modulation	PCC		SCC		Total RB Size	Target MPR Level (dB)	Measured Power (dBm)	Tune up Power (dBm)
			RB Size	RB offset	RB Size	RB offset				
39750	39948	QPSK	1	0	0	0	1	0	12.8	14
40185	39987	QPSK	1	0	1	99	2	0	12.89	14
40620	40422	QPSK	1	0	1	99	2	0	12.74	14
41055	40857	QPSK	1	0	1	99	2	0	12.76	14
41490	41292	QPSK	1	0	1	99	2	0	12.7	14



<SAR test exclusion table>

General Note:

1. The below table, when the distance is < 50 mm exclusion threshold is "Ratio", when the distance is > 50 mm exclusion threshold is "mW"
2. Maximum power is the source-based time-average power and represents the maximum RF output power among production units
3. Per KDB 447498 D01v06, for larger devices, the test separation distance of adjacent edge configuration is determined by the closest separation between the antenna and the user.
4. Per KDB 447498 D01v06, standalone SAR test exclusion threshold is applied; If the test separation distance is < 5mm, 5mm is used to determine SAR exclusion threshold.
5. Per KDB 447498 D01v06, the 1-g and 10-g SAR test exclusion thresholds for 100 MHz to 6 GHz at *test separation distances* ≤ 50 mm are determined by:
 - $[(max. power of channel, including tune-up tolerance, mW)/(min. test separation distance, mm)] \cdot \sqrt{f(GHz)} \leq 3.0$ for 1-g SAR and ≤ 7.5 for 10-g extremity SAR
 - f(GHz) is the RF channel transmit frequency in GHz
 - Power and distance are rounded to the nearest mW and mm before calculation
 - The result is rounded to one decimal place for comparison
6. Per KDB 447498 D01v06, at 100 MHz to 6 GHz and for *test separation distances* > 50 mm, the SAR test exclusion threshold is determined according to the following
 - a) [Threshold at 50 mm in step 1) + (test separation distance - 50 mm)·(f(MHz)/150)] mW, at 100 MHz to 1500 MHz
 - b) [Threshold at 50 mm in step 1) + (test separation distance - 50 mm)·10] mW at > 1500 MHz and ≤ 6 GHz

Exposure Position	Wireless Interface	WCDMA Band V	WCDMA Band IV	WCDMA Band II	LTE Band 71	LTE Band 12	LTE Band 13	LTE Band 14	LTE Band 17	LTE Band 5	LTE Band 26	LTE Band 4	LTE Band 66	LTE Band 2	LTE Band 25	LTE Band 30	LTE Band 7	LTE Band 38	LTE Band 41	LTE Band 48	
	Calculated Frequency (MHz)	846	1750	1907	695	715	784	795	713	848	848	1754	1779	1909	1914	2312	2567	2617	2687	3697	
Maximum power (dBm)	24.5	24.5	24.5	25.0	25.0	25.0	25.0	25.0	25.0	25.0	24.0	24.0	24.0	24.0	23.0	24.0	24.0	26.0	22.0		
Maximum rated power(mW)	281.84	281.84	281.84	316.23	316.23	316.23	316.23	316.23	316.23	316.23	251.19	251.19	251.19	251.19	199.53	251.19	251.19	398.11	158.49		
Bottom Face	Separation distance(mm)	8.43																			
	exclusion threshold	30.8	44.2	46.2	31.3	31.7	33.2	33.5	31.7	34.5	34.5	39.5	39.7	41.2	41.2	36.0	47.7	48.2	77.4	36.2	
	Testing required?	Yes	Yes	Yes	Yes	Yes	Yes	Yes	Yes	Yes	Yes	Yes	Yes	Yes	Yes	Yes	Yes	Yes	Yes	Yes	
Edge 1	Separation distance(mm)	6.10																			
	exclusion threshold	42.5	61.1	63.8	43.2	43.8	45.9	46.2	43.8	47.7	47.7	54.5	54.9	56.9	57.0	49.7	66.0	66.6	107.0	50.0	
	Testing required?	Yes	Yes	Yes	Yes	Yes	Yes	Yes	Yes	Yes	Yes	Yes	Yes	Yes	Yes	Yes	Yes	Yes	Yes	Yes	
Edge 2	Separation distance(mm)	251.30																			
	exclusion threshold	1298.0	2126.0	2122.0	1113.0	1137.0	1222.0	1235.0	1134.0	1301.0	1301.0	2126.0	2125.0	2122.0	2121.0	2112.0	2107.0	2106.0	2105.0	2091.0	
	Testing required?	No	No	No	No	No	No	No	No	No	No	No	No	No	No	No	No	No	No	No	
Edge 3	Separation distance(mm)	141.06																			
	exclusion threshold	677.0	1024.0	1019.0	602.0	611.0	645.0	651.0	610.0	678.0	678.0	1024.0	1023.0	1019.0	1019.0	1009.0	1004.0	1003.0	1002.0	989.0	
	Testing required?	No	No	No	No	No	No	No	No	No	No	No	No	No	No	No	No	No	No	No	
Edge 4	Separation distance(mm)	2.70																			
	exclusion threshold	51.9	74.6	77.8	52.7	53.5	56.0	56.4	53.4	58.2	58.2	66.5	67.0	69.4	69.5	60.7	80.5	81.3	130.5	61.0	
	Testing required?	Yes	Yes	Yes	Yes	Yes	Yes	Yes	Yes	Yes	Yes	Yes	Yes	Yes	Yes	Yes	Yes	Yes	Yes	Yes	
Bottom of Laptop	Separation distance(mm)	8.43																			
	exclusion threshold	30.8	44.2	46.2	31.3	31.7	33.2	33.5	31.7	34.5	34.5	39.5	39.7	41.2	41.2	36.0	47.7	48.2	77.4	36.2	
	Testing required?	Yes	Yes	Yes	Yes	Yes	Yes	Yes	Yes	Yes	Yes	Yes	Yes	Yes	Yes	Yes	Yes	Yes	Yes	Yes	



13. SAR Test Results

General Note:

1. Per KDB 447498 D01v06, the reported SAR is the measured SAR value adjusted for maximum tune-up tolerance.
 - a. Tune-up scaling Factor = tune-up limit power (mW) / EUT RF power (mW), where tune-up limit is the maximum rated power among all production units.
 - b. For WWAN: Reported SAR(W/kg)= Measured SAR(W/kg)*Tune-up Scaling Factor
 - c. For TDD LTE SAR measurement, the duty cycle 1:1.59 (62.9 %) was used perform testing and considering the theoretical duty cycle of 63.3% for extended cyclic prefix in the uplink, and the theoretical duty cycle of 62.9% for normal cyclic prefix in uplink, a scaling factor of extended cyclic prefix $63.3\%/62.9\% = 1.006$ is applied to scale-up the measured SAR result. The Reported TDD LTE SAR = measured SAR (W/kg)* Tune-up Scaling Factor* scaling factor for extended cyclic prefix.
2. Per KDB 447498 D01v06, for each exposure position, testing of other required channels within the operating mode of a frequency band is not required when the *reported* 1-g or 10-g SAR for the mid-band or highest output power channel is:
 - ≤ 0.8 W/kg or 2.0 W/kg, for 1-g or 10-g respectively, when the transmission band is ≤ 100 MHz
 - ≤ 0.6 W/kg or 1.5 W/kg, for 1-g or 10-g respectively, when the transmission band is between 100 MHz and 200 MHz
 - ≤ 0.4 W/kg or 1.0 W/kg, for 1-g or 10-g respectively, when the transmission band is ≥ 200 MHz
3. Per KDB 865664 D01v01r04, for each frequency band, repeated SAR measurement is required only when the measured SAR is ≥ 0.8 W/kg.

UMTS Note:

1. Per KDB 941225 D01v03r01, for SAR testing is measured using a 12.2 kbps RMC with TPC bits configured to all "1's".
2. Per KDB 941225 D01v03r01, RMC 12.2kbps setting is used to evaluate SAR. The maximum output power and tune-up tolerance specified for production units in HSDPA / HSUPA / DC-HSDPA is $\leq 1/4$ dB higher than RMC 12.2Kbps or when the highest reported SAR of the RMC12.2Kbps is scaled by the ratio of specified maximum output power and tune-up tolerance of HSDPA / HSUPA / DC-HSDPA to RMC12.2Kbps and the adjusted SAR is ≤ 1.2 W/kg, SAR measurement is not required for HSDPA / HSUPA / DC-HSDPA, and according to the following RF output power, the output power results of the secondary modes (HSUPA, HSDPA, DC-HSDPA) are less than $1/4$ dB higher than the primary modes; therefore, SAR measurement is not required for HSDPA / HSUPA / DC-HSDPA.

LTE Note:

1. Per KDB 941225 D05v02r05, start with the largest channel bandwidth and measure SAR for QPSK with 1 RB allocation, using the RB offset and required test channel combination with the highest maximum output power for RB offsets at the upper edge, middle and lower edge of each required test channel.
2. Per KDB 941225 D05v02r05, 50% RB allocation for QPSK SAR testing follows 1RB QPSK allocation procedure.
3. Per KDB 941225 D05v02r05, For QPSK with 100% RB allocation, SAR is not required when the highest maximum output power for 100 % RB allocation is less than the highest maximum output power in 50% and 1 RB allocations and the highest reported SAR for 1 RB and 50% RB allocation are ≤ 0.8 W/kg. Otherwise, SAR is measured for the highest output power channel; and if the reported SAR is > 1.45 W/kg, the remaining required test channels must also be tested.
4. Per KDB 941225 D05v02r05, 16QAM output power for each RB allocation configuration is $>$ not $1/2$ dB higher than the same configuration in QPSK and the reported SAR for the QPSK configuration is ≤ 1.45 W/kg; Per KDB 941225 D05v02r05, 16QAM SAR testing is not required.
5. Per KDB 941225 D05v02r05, Smaller bandwidth output power for each RB allocation configuration is $>$ not $1/2$ dB higher than the same configuration in the largest supported bandwidth, and the reported SAR for the largest supported bandwidth is ≤ 1.45 W/kg; Per KDB 941225 D05v02r05, smaller bandwidth SAR testing is not required.
6. For LTE B4/B5/B12/B17/B26/B38/B71 the maximum bandwidth does not support three non-overlapping channels, per KDB 941225 D05v02r05, when a device supports overlapping channel assignment in a channel bandwidth configuration, the middle channel of the group of overlapping channels should be selected for testing.
7. LTE band 2/4/5/17/38 SAR test was covered by Band 25/66/26/12/41; according to TCB workshop, SAR test for overlapping LTE bands can be reduced if
 - a. The maximum output power, including tolerance, for the smaller band is \leq the larger band to qualify for the SAR test exclusion.
 - b. The channel bandwidth and other operating parameters for the smaller band are fully supported by the larger band.



13.1 Body SAR

<WCDMA SAR>

Plot No.	Band	Mode	Test Position	Gap (mm)	Power Reduction	Ch.	Freq. (MHz)	Average Power (dBm)	Tune-Up Limit (dBm)	Tune-up Scaling Factor	Power Drift (dB)	Measured 1g SAR (W/kg)	Reported 1g SAR (W/kg)
	WCDMA II	RMC 12.2Kbps	Bottom of Laptop	0mm	ON	9538	1907.6	12.63	14.00	1.371	0.03	0.092	0.126
	WCDMA II	RMC 12.2Kbps	Bottom Face	0mm	ON	9538	1907.6	12.63	14.00	1.371	0.15	0.697	0.956
01	WCDMA II	RMC 12.2Kbps	Bottom Face	0mm	ON	9262	1852.4	12.29	14.00	1.483	-0.04	0.773	1.146
	WCDMA II	RMC 12.2Kbps	Bottom Face	0mm	ON	9400	1880	12.61	14.00	1.377	-0.05	0.711	0.979
	WCDMA II	RMC 12.2Kbps	Edge 1	0mm	ON	9538	1907.6	12.63	14.00	1.371	-0.1	0.023	0.032
	WCDMA II	RMC 12.2Kbps	Edge 4	0mm	ON	9538	1907.6	12.63	14.00	1.371	-0.07	0.036	0.049
	WCDMA II	RMC 12.2Kbps	Bottom of Laptop	17mm	OFF	9538	1907.6	23.76	24.50	1.186	-0.05	0.134	0.159
	WCDMA II	RMC 12.2Kbps	Bottom Face	20mm	OFF	9538	1907.6	23.76	24.50	1.186	0.13	0.251	0.298
	WCDMA II	RMC 12.2Kbps	Edge 1	13mm	OFF	9538	1907.6	23.76	24.50	1.186	0.02	0.056	0.066
	WCDMA II	RMC 12.2Kbps	Edge 4	15mm	OFF	9538	1907.6	23.76	24.50	1.186	0.01	0.068	0.081
	WCDMA IV	RMC 12.2Kbps	Bottom of Laptop	0mm	ON	1413	1732.6	14.62	15.50	1.225	-0.04	0.092	0.113
	WCDMA IV	RMC 12.2Kbps	Bottom Face	0mm	ON	1413	1732.6	14.62	15.50	1.225	0.03	0.746	0.914
	WCDMA IV	RMC 12.2Kbps	Bottom Face	0mm	ON	1312	1712.4	14.52	15.50	1.253	0.09	0.653	0.818
02	WCDMA IV	RMC 12.2Kbps	Bottom Face	0mm	ON	1513	1752.6	14.60	15.50	1.230	-0.18	0.874	1.075
	WCDMA IV	RMC 12.2Kbps	Edge 1	0mm	ON	1413	1732.6	14.62	15.50	1.225	0.04	0.011	0.013
	WCDMA IV	RMC 12.2Kbps	Edge 4	0mm	ON	1413	1732.6	14.62	15.50	1.225	0.15	0.039	0.048
	WCDMA IV	RMC 12.2Kbps	Bottom of Laptop	17mm	OFF	1513	1752.6	23.56	24.50	1.242	0.06	0.109	0.135
	WCDMA IV	RMC 12.2Kbps	Bottom Face	20mm	OFF	1513	1752.6	23.56	24.50	1.242	0.03	0.138	0.171
	WCDMA IV	RMC 12.2Kbps	Edge 1	13mm	OFF	1513	1752.6	23.56	24.50	1.242	0.01	0.001	0.001
	WCDMA IV	RMC 12.2Kbps	Edge 4	15mm	OFF	1513	1752.6	23.56	24.50	1.242	-0.15	0.001	0.001
	WCDMA V	RMC 12.2Kbps	Bottom of Laptop	0mm	ON	4182	836.4	16.54	17.00	1.112	0.11	0.217	0.241
	WCDMA V	RMC 12.2Kbps	Bottom Face	0mm	ON	4182	836.4	16.54	17.00	1.112	-0.09	0.965	1.073
	WCDMA V	RMC 12.2Kbps	Bottom Face	0mm	ON	4132	826.4	16.44	17.00	1.138	0.03	0.904	1.028
03	WCDMA V	RMC 12.2Kbps	Bottom Face	0mm	ON	4233	846.6	16.43	17.00	1.140	0.08	0.967	1.103
	WCDMA V	RMC 12.2Kbps	Edge 1	0mm	ON	4182	836.4	16.54	17.00	1.112	-0.17	0.029	0.032
	WCDMA V	RMC 12.2Kbps	Edge 4	0mm	ON	4182	836.4	16.54	17.00	1.112	-0.01	0.186	0.207
	WCDMA V	RMC 12.2Kbps	Bottom of Laptop	17mm	OFF	4182	836.4	23.61	24.50	1.227	-0.06	0.134	0.164
	WCDMA V	RMC 12.2Kbps	Bottom Face	20mm	OFF	4182	836.4	23.61	24.50	1.227	-0.01	0.162	0.199
	WCDMA V	RMC 12.2Kbps	Edge 1	13mm	OFF	4182	836.4	23.61	24.50	1.227	0.08	0.001	0.001
	WCDMA V	RMC 12.2Kbps	Edge 4	15mm	OFF	4182	836.4	23.61	24.50	1.227	0.09	0.113	0.139



<FDD LTE SAR>

Plot No.	Band	BW (MHz)	Modulation	RB Size	RB offset	Test Position	Gap (mm)	Power Reduction	Ch.	Freq. (MHz)	Average Power (dBm)	Tune-Up Limit (dBm)	Tune-up Scaling Factor	Power Drift (dB)	Measured 1g SAR (W/kg)	Reported 1g SAR (W/kg)
	LTE Band 7	20M	QPSK	1	0	Bottom of Laptop	0mm	ON	20850	2510	11.54	12.50	1.247	0.19	0.068	0.085
	LTE Band 7	20M	QPSK	50	0	Bottom of Laptop	0mm	ON	20850	2510	11.10	12.50	1.380	0.17	0.059	0.081
	LTE Band 7	20M	QPSK	1	0	Bottom Face	0mm	ON	20850	2510	11.54	12.50	1.247	-0.15	0.907	1.131
04	LTE Band 7	20M	QPSK	1	0	Bottom Face	0mm	ON	21100	2535	11.35	12.50	1.303	-0.18	0.908	1.183
	LTE Band 7	20M	QPSK	1	0	Bottom Face	0mm	ON	21350	2560	10.98	12.50	1.419	-0.03	0.829	1.176
	LTE Band 7	20M	QPSK	50	0	Bottom Face	0mm	ON	20850	2510	11.10	12.50	1.380	0.03	0.805	1.111
	LTE Band 7	20M	QPSK	50	0	Bottom Face	0mm	ON	21100	2535	10.79	12.50	1.483	0.04	0.791	1.173
	LTE Band 7	20M	QPSK	50	0	Bottom Face	0mm	ON	21350	2560	10.72	12.50	1.507	-0.06	0.781	1.177
	LTE Band 7	20M	QPSK	100	0	Bottom Face	0mm	ON	20850	2510	10.84	12.50	1.466	0.12	0.802	1.175
	LTE Band 7	20M	QPSK	1	0	Edge 1	0mm	ON	20850	2510	11.54	12.50	1.247	0.12	0.036	0.045
	LTE Band 7	20M	QPSK	50	0	Edge 1	0mm	ON	20850	2510	11.10	12.50	1.380	0.19	0.032	0.044
	LTE Band 7	20M	QPSK	1	0	Edge 4	0mm	ON	20850	2510	11.54	12.50	1.247	-0.13	0.066	0.082
	LTE Band 7	20M	QPSK	50	0	Edge 4	0mm	ON	20850	2510	11.10	12.50	1.380	0.15	0.058	0.080
	LTE Band 7	20M	QPSK	1	0	Bottom of Laptop	17mm	OFF	20850	2510	22.96	24.00	1.271	0.06	0.069	0.088
	LTE Band 7	20M	QPSK	50	0	Bottom of Laptop	17mm	OFF	20850	2510	21.91	23.00	1.285	0.03	0.051	0.066
	LTE Band 7	20M	QPSK	1	0	Bottom Face	20mm	OFF	20850	2510	22.96	24.00	1.271	0.02	0.230	0.292
	LTE Band 7	20M	QPSK	50	0	Bottom Face	20mm	OFF	20850	2510	21.91	23.00	1.285	0.04	0.176	0.226
	LTE Band 7	20M	QPSK	1	0	Edge 1	13mm	OFF	20850	2510	22.96	24.00	1.271	-0.05	0.059	0.075
	LTE Band 7	20M	QPSK	50	0	Edge 1	13mm	OFF	20850	2510	21.91	23.00	1.285	-0.09	0.044	0.057
	LTE Band 7	20M	QPSK	1	0	Edge 4	15mm	OFF	20850	2510	22.96	24.00	1.271	0.16	0.078	0.099
	LTE Band 7	20M	QPSK	50	0	Edge 4	15mm	OFF	20850	2510	21.91	23.00	1.285	-0.08	0.058	0.075
	LTE Band 7C	20M	QPSK	1	0	Bottom Face	0mm	ON	20850	2510	11.52	12.50	1.253	0.05	0.823	1.031
	LTE Band 7C	20M	QPSK	1	0	Bottom Face	0mm	ON	21100	2535	11.44	12.50	1.276	-0.09	0.795	1.015
	LTE Band 7C	20M	QPSK	1	0	Bottom Face	0mm	ON	21350	2560	11.42	12.50	1.282	0.01	0.804	1.031
	LTE Band 12	10M	QPSK	1	0	Bottom of Laptop	0mm	ON	23095	707.5	15.43	16.50	1.279	-0.18	0.148	0.189
	LTE Band 12	10M	QPSK	25	0	Bottom of Laptop	0mm	ON	23095	707.5	15.06	16.50	1.393	0.02	0.136	0.189
05	LTE Band 12	10M	QPSK	1	0	Bottom Face	0mm	ON	23095	707.5	15.43	16.50	1.279	-0.14	0.887	1.135
	LTE Band 12	10M	QPSK	25	0	Bottom Face	0mm	ON	23095	707.5	15.06	16.50	1.393	0.16	0.813	1.133
	LTE Band 12	10M	QPSK	50	0	Bottom Face	0mm	ON	23095	707.5	15.15	16.50	1.365	0.17	0.805	1.098
	LTE Band 12	10M	QPSK	1	0	Edge 1	0mm	ON	23095	707.5	15.43	16.50	1.279	0.07	0.042	0.054
	LTE Band 12	10M	QPSK	25	0	Edge 1	0mm	ON	23095	707.5	15.06	16.50	1.393	-0.02	0.035	0.049
	LTE Band 12	10M	QPSK	1	0	Edge 4	0mm	ON	23095	707.5	15.43	16.50	1.279	0.11	0.124	0.159
	LTE Band 12	10M	QPSK	25	0	Edge 4	0mm	ON	23095	707.5	15.06	16.50	1.393	-0.03	0.119	0.166
	LTE Band 12	10M	QPSK	1	0	Bottom of Laptop	17mm	OFF	23095	707.5	23.94	25.00	1.276	-0.09	0.162	0.207
	LTE Band 12	10M	QPSK	25	0	Bottom of Laptop	17mm	OFF	23095	707.5	22.97	24.00	1.268	0.08	0.122	0.155
	LTE Band 12	10M	QPSK	1	0	Bottom Face	20mm	OFF	23095	707.5	23.94	25.00	1.276	-0.02	0.247	0.315
	LTE Band 12	10M	QPSK	25	0	Bottom Face	20mm	OFF	23095	707.5	22.97	24.00	1.268	-0.03	0.184	0.233
	LTE Band 12	10M	QPSK	1	0	Edge 1	13mm	OFF	23095	707.5	23.94	25.00	1.276	-0.05	0.001	0.001
	LTE Band 12	10M	QPSK	25	0	Edge 1	13mm	OFF	23095	707.5	22.97	24.00	1.268	0.07	0.001	0.001
	LTE Band 12	10M	QPSK	1	0	Edge 4	15mm	OFF	23095	707.5	23.94	25.00	1.276	0.05	0.139	0.177
	LTE Band 12	10M	QPSK	25	0	Edge 4	15mm	OFF	23095	707.5	22.97	24.00	1.268	0.06	0.105	0.133



Plot No.	Band	BW (MHz)	Modulation	RB Size	RB offset	Test Position	Gap (mm)	Power Reduction	Ch.	Freq. (MHz)	Average Power (dBm)	Tune-Up Limit (dBm)	Tune-up Scaling Factor	Power Drift (dB)	Measured 1g SAR (W/kg)	Reported 1g SAR (W/kg)
	LTE Band 13	10M	QPSK	1	0	Bottom of Laptop	0mm	ON	23230	782	15.89	17.00	1.291	0.01	0.168	0.217
	LTE Band 13	10M	QPSK	25	0	Bottom of Laptop	0mm	ON	23230	782	15.47	17.00	1.422	-0.12	0.154	0.219
06	LTE Band 13	10M	QPSK	1	0	Bottom Face	0mm	ON	23230	782	15.89	17.00	1.291	0.11	0.782	1.010
	LTE Band 13	10M	QPSK	25	0	Bottom Face	0mm	ON	23230	782	15.47	17.00	1.422	0.11	0.705	1.003
	LTE Band 13	10M	QPSK	50	0	Bottom Face	0mm	ON	23230	782	15.62	17.00	1.374	0.03	0.688	0.945
	LTE Band 13	10M	QPSK	1	0	Edge 1	0mm	ON	23230	782	15.89	17.00	1.291	0.04	0.025	0.032
	LTE Band 13	10M	QPSK	25	0	Edge 1	0mm	ON	23230	782	15.47	17.00	1.422	0.03	0.020	0.028
	LTE Band 13	10M	QPSK	1	0	Edge 4	0mm	ON	23230	782	15.89	17.00	1.291	-0.1	0.138	0.178
	LTE Band 13	10M	QPSK	25	0	Edge 4	0mm	ON	23230	782	15.47	17.00	1.422	0.1	0.121	0.172
	LTE Band 13	10M	QPSK	1	0	Bottom of Laptop	17mm	OFF	23230	782	23.69	25.00	1.352	-0.05	0.189	0.256
	LTE Band 13	10M	QPSK	25	0	Bottom of Laptop	17mm	OFF	23230	782	22.80	24.00	1.318	0.06	0.148	0.195
	LTE Band 13	10M	QPSK	1	0	Bottom Face	20mm	OFF	23230	782	23.69	25.00	1.352	0.13	0.249	0.337
	LTE Band 13	10M	QPSK	25	0	Bottom Face	20mm	OFF	23230	782	22.80	24.00	1.318	0.11	0.191	0.252
	LTE Band 13	10M	QPSK	1	0	Edge 1	13mm	OFF	23230	782	23.69	25.00	1.352	0.05	0.001	0.001
	LTE Band 13	10M	QPSK	25	0	Edge 1	13mm	OFF	23230	782	22.80	24.00	1.318	-0.01	0.001	0.001
	LTE Band 13	10M	QPSK	1	0	Edge 4	15mm	OFF	23230	782	23.69	25.00	1.352	-0.07	0.151	0.204
	LTE Band 13	10M	QPSK	25	0	Edge 4	15mm	OFF	23230	782	22.80	24.00	1.318	0.08	0.107	0.141
	LTE Band 14	10M	QPSK	1	0	Bottom of Laptop	0mm	ON	23330	793	16.46	17.50	1.271	-0.19	0.204	0.259
	LTE Band 14	10M	QPSK	25	0	Bottom of Laptop	0mm	ON	23330	793	16.09	17.50	1.384	0.15	0.176	0.244
07	LTE Band 14	10M	QPSK	1	0	Bottom Face	0mm	ON	23330	793	16.46	17.50	1.271	-0.01	0.876	1.113
	LTE Band 14	10M	QPSK	25	0	Bottom Face	0mm	ON	23330	793	16.09	17.50	1.384	0.06	0.795	1.100
	LTE Band 14	10M	QPSK	50	0	Bottom Face	0mm	ON	23330	793	16.07	17.50	1.390	0.07	0.792	1.101
	LTE Band 14	10M	QPSK	1	0	Edge 1	0mm	ON	23330	793	16.46	17.50	1.271	-0.05	0.028	0.036
	LTE Band 14	10M	QPSK	25	0	Edge 1	0mm	ON	23330	793	16.09	17.50	1.384	-0.07	0.023	0.032
	LTE Band 14	10M	QPSK	1	0	Edge 4	0mm	ON	23330	793	16.46	17.50	1.271	-0.15	0.153	0.194
	LTE Band 14	10M	QPSK	25	0	Edge 4	0mm	ON	23330	793	16.09	17.50	1.384	0.12	0.120	0.166
	LTE Band 14	10M	QPSK	1	0	Bottom of Laptop	17mm	OFF	23330	793	23.80	25.00	1.318	0.06	0.194	0.256
	LTE Band 14	10M	QPSK	25	0	Bottom of Laptop	17mm	OFF	23330	793	22.88	24.00	1.294	-0.08	0.155	0.201
	LTE Band 14	10M	QPSK	1	0	Bottom Face	20mm	OFF	23330	793	23.80	25.00	1.318	-0.03	0.239	0.315
	LTE Band 14	10M	QPSK	25	0	Bottom Face	20mm	OFF	23330	793	22.88	24.00	1.294	0.01	0.193	0.250
	LTE Band 14	10M	QPSK	1	0	Edge 1	13mm	OFF	23330	793	23.80	25.00	1.318	-0.03	0.001	0.001
	LTE Band 14	10M	QPSK	25	0	Edge 1	13mm	OFF	23330	793	22.88	24.00	1.294	0.05	0.001	0.001
	LTE Band 14	10M	QPSK	1	0	Edge 4	15mm	OFF	23330	793	23.80	25.00	1.318	-0.06	0.148	0.195
	LTE Band 14	10M	QPSK	25	0	Edge 4	15mm	OFF	23330	793	22.88	24.00	1.294	-0.18	0.113	0.146



Plot No.	Band	BW (MHz)	Modulation	RB Size	RB offset	Test Position	Gap (mm)	Power Reduction	Ch.	Freq. (MHz)	Average Power (dBm)	Tune-Up Limit (dBm)	Tune-up Scaling Factor	Power Drift (dB)	Measured 1g SAR (W/kg)	Reported 1g SAR (W/kg)
	LTE Band 25	20M	QPSK	1	0	Bottom of Laptop	0mm	ON	26590	1905	13.36	14.00	1.159	0.19	0.116	0.134
	LTE Band 25	20M	QPSK	50	0	Bottom of Laptop	0mm	ON	26590	1905	13.10	14.00	1.230	0.08	0.102	0.125
	LTE Band 25	20M	QPSK	1	0	Bottom Face	0mm	ON	26590	1905	13.36	14.00	1.159	-0.01	0.728	0.844
08	LTE Band 25	20M	QPSK	1	0	Bottom Face	0mm	ON	26140	1860	13.32	14.00	1.169	-0.14	0.919	1.075
	LTE Band 25	20M	QPSK	1	0	Bottom Face	0mm	ON	26340	1880	13.24	14.00	1.191	-0.17	0.776	0.924
	LTE Band 25	20M	QPSK	50	0	Bottom Face	0mm	ON	26590	1905	13.10	14.00	1.230	0.09	0.803	0.988
	LTE Band 25	20M	QPSK	50	0	Bottom Face	0mm	ON	26140	1860	12.80	14.00	1.318	0.03	0.792	1.044
	LTE Band 25	20M	QPSK	50	0	Bottom Face	0mm	ON	26340	1880	12.75	14.00	1.334	-0.01	0.785	1.047
	LTE Band 25	20M	QPSK	100	0	Bottom Face	0mm	ON	26590	1905	13.25	14.00	1.189	0.13	0.773	0.919
	LTE Band 25	20M	QPSK	1	0	Edge 1	0mm	ON	26590	1905	13.36	14.00	1.159	-0.05	0.017	0.020
	LTE Band 25	20M	QPSK	50	0	Edge 1	0mm	ON	26590	1905	13.10	14.00	1.230	-0.12	0.015	0.018
	LTE Band 25	20M	QPSK	1	0	Edge 4	0mm	ON	26590	1905	13.36	14.00	1.159	0.16	0.036	0.042
	LTE Band 25	20M	QPSK	50	0	Edge 4	0mm	ON	26590	1905	13.10	14.00	1.230	0.19	0.031	0.038
	LTE Band 25	20M	QPSK	1	0	Bottom of Laptop	17mm	OFF	26140	1860	22.98	24.00	1.265	0.08	0.219	0.277
	LTE Band 25	20M	QPSK	50	0	Bottom of Laptop	17mm	OFF	26140	1860	22.07	23.00	1.239	-0.06	0.113	0.140
	LTE Band 25	20M	QPSK	1	0	Bottom Face	20mm	OFF	26140	1860	22.98	24.00	1.265	-0.11	0.327	0.414
	LTE Band 25	20M	QPSK	50	0	Bottom Face	20mm	OFF	26140	1860	22.07	23.00	1.239	0.13	0.257	0.318
	LTE Band 25	20M	QPSK	1	0	Edge 1	13mm	OFF	26140	1860	22.98	24.00	1.265	0.16	0.060	0.076
	LTE Band 25	20M	QPSK	50	0	Edge 1	13mm	OFF	26140	1860	22.07	23.00	1.239	-0.18	0.045	0.056
	LTE Band 25	20M	QPSK	1	0	Edge 4	15mm	OFF	26140	1860	22.98	24.00	1.265	0.01	0.053	0.067
	LTE Band 25	20M	QPSK	50	0	Edge 4	15mm	OFF	26140	1860	22.07	23.00	1.239	0.08	0.033	0.041
	LTE Band 26	15M	QPSK	1	0	Bottom of Laptop	0mm	ON	26865	831.5	16.32	17.50	1.312	-0.12	0.204	0.268
	LTE Band 26	15M	QPSK	36	0	Bottom of Laptop	0mm	ON	26865	831.5	16.01	17.50	1.409	0.01	0.159	0.224
09	LTE Band 26	15M	QPSK	1	0	Bottom Face	0mm	ON	26865	831.5	16.32	17.50	1.312	-0.01	0.894	1.173
	LTE Band 26	15M	QPSK	36	0	Bottom Face	0mm	ON	26865	831.5	16.01	17.50	1.409	-0.06	0.830	1.170
	LTE Band 26	15M	QPSK	75	0	Bottom Face	0mm	ON	26865	831.5	16.28	17.50	1.324	0.19	0.839	1.111
	LTE Band 26	15M	QPSK	1	0	Edge 1	0mm	ON	26865	831.5	16.32	17.50	1.312	-0.13	0.034	0.045
	LTE Band 26	15M	QPSK	36	0	Edge 1	0mm	ON	26865	831.5	16.01	17.50	1.409	-0.17	0.028	0.039
	LTE Band 26	15M	QPSK	1	0	Edge 4	0mm	ON	26865	831.5	16.32	17.50	1.312	0.08	0.148	0.194
	LTE Band 26	15M	QPSK	36	0	Edge 4	0mm	ON	26865	831.5	16.01	17.50	1.409	0.1	0.133	0.187
	LTE Band 26	15M	QPSK	1	0	Bottom of Laptop	17mm	OFF	26865	831.5	24.02	25.00	1.253	0.05	0.202	0.253
	LTE Band 26	15M	QPSK	36	0	Bottom of Laptop	17mm	OFF	26865	831.5	23.08	24.00	1.236	-0.01	0.148	0.183
	LTE Band 26	15M	QPSK	1	0	Bottom Face	20mm	OFF	26865	831.5	24.02	25.00	1.253	-0.06	0.267	0.335
	LTE Band 26	15M	QPSK	36	0	Bottom Face	20mm	OFF	26865	831.5	23.08	24.00	1.236	-0.11	0.193	0.239
	LTE Band 26	15M	QPSK	1	0	Edge 1	13mm	OFF	26865	831.5	24.02	25.00	1.253	0.18	0.042	0.053
	LTE Band 26	15M	QPSK	36	0	Edge 1	13mm	OFF	26865	831.5	23.08	24.00	1.236	-0.19	0.001	0.001
	LTE Band 26	15M	QPSK	1	0	Edge 4	15mm	OFF	26865	831.5	24.02	25.00	1.253	0.04	0.127	0.159
	LTE Band 26	15M	QPSK	36	0	Edge 4	15mm	OFF	26865	831.5	23.08	24.00	1.236	0.07	0.085	0.105
	LTE Band 5B	10M	QPSK	1	0	Bottom Face	0mm	ON	20575	841.5	16.65	17.50	1.216	0.03	0.845	1.028



Plot No.	Band	BW (MHz)	Modulation	RB Size	RB offset	Test Position	Gap (mm)	Power Reduction	Ch.	Freq. (MHz)	Average Power (dBm)	Tune-Up Limit (dBm)	Tune-up Scaling Factor	Power Drift (dB)	Measured 1g SAR (W/kg)	Reported 1g SAR (W/kg)
	LTE Band 30	10M	QPSK	1	0	Bottom of Laptop	0mm	ON	27710	2310	21.16	22.50	1.361	0.02	0.031	0.042
	LTE Band 30	10M	QPSK	25	0	Bottom of Laptop	0mm	ON	27710	2310	20.96	22.00	1.271	-0.01	0.016	0.020
10	LTE Band 30	10M	QPSK	1	0	Bottom Face	0mm	ON	27710	2310	21.16	22.50	1.361	-0.05	0.758	1.032
	LTE Band 30	10M	QPSK	25	0	Bottom Face	0mm	ON	27710	2310	20.96	22.00	1.271	0.03	0.741	0.941
	LTE Band 30	10M	QPSK	50	0	Bottom Face	0mm	ON	27710	2310	20.85	22.00	1.303	0.02	0.735	0.958
	LTE Band 30	10M	QPSK	1	0	Edge 1	0mm	ON	27710	2310	21.16	22.50	1.361	0.01	0.102	0.139
	LTE Band 30	10M	QPSK	25	0	Edge 1	0mm	ON	27710	2310	20.96	22.00	1.271	0.05	0.095	0.121
	LTE Band 30	10M	QPSK	1	0	Edge 4	0mm	ON	27710	2310	21.16	22.50	1.361	-0.02	0.205	0.279
	LTE Band 30	10M	QPSK	25	0	Edge 4	0mm	ON	27710	2310	20.96	22.00	1.271	-0.06	0.197	0.250
	LTE Band 30	10M	QPSK	1	0	Bottom of Laptop	17mm	OFF	27710	2310	22.35	23.00	1.161	0.06	0.115	0.134
	LTE Band 30	10M	QPSK	25	0	Bottom of Laptop	17mm	OFF	27710	2310	21.43	22.00	1.140	-0.08	0.106	0.121
	LTE Band 30	10M	QPSK	1	0	Bottom Face	20mm	OFF	27710	2310	22.35	23.00	1.161	0.13	0.534	0.620
	LTE Band 30	10M	QPSK	25	0	Bottom Face	20mm	OFF	27710	2310	21.43	22.00	1.140	0.14	0.521	0.594
	LTE Band 30	10M	QPSK	1	0	Edge 1	13mm	OFF	27710	2310	22.35	23.00	1.161	-0.12	0.031	0.036
	LTE Band 30	10M	QPSK	25	0	Edge 1	13mm	OFF	27710	2310	21.43	22.00	1.140	-0.15	0.022	0.025
	LTE Band 30	10M	QPSK	1	0	Edge 4	15mm	OFF	27710	2310	22.35	23.00	1.161	0.14	0.106	0.123
	LTE Band 30	10M	QPSK	25	0	Edge 4	15mm	OFF	27710	2310	21.43	22.00	1.140	0.02	0.103	0.117
	LTE Band 66	20M	QPSK	1	0	Bottom of Laptop	0mm	ON	132572	1770	15.48	15.50	1.005	-0.1	0.084	0.084
	LTE Band 66	20M	QPSK	50	0	Bottom of Laptop	0mm	ON	132572	1770	15.02	15.50	1.117	0.08	0.078	0.087
11	LTE Band 66	20M	QPSK	1	0	Bottom Face	0mm	ON	132572	1770	15.48	15.50	1.005	-0.13	1.110	1.115
	LTE Band 66	20M	QPSK	1	0	Bottom Face	0mm	ON	132072	1720	14.99	15.50	1.125	0.08	0.841	0.946
	LTE Band 66	20M	QPSK	1	0	Bottom Face	0mm	ON	132322	1745	14.93	15.50	1.140	0.02	0.926	1.056
	LTE Band 66	20M	QPSK	50	0	Bottom Face	0mm	ON	132572	1770	15.02	15.50	1.117	0.16	0.953	1.064
	LTE Band 66	20M	QPSK	50	0	Bottom Face	0mm	ON	132072	1720	15.00	15.50	1.122	-0.1	0.944	1.059
	LTE Band 66	20M	QPSK	50	0	Bottom Face	0mm	ON	132322	1745	14.93	15.50	1.140	0.06	0.920	1.049
	LTE Band 66	20M	QPSK	100	0	Bottom Face	0mm	ON	132572	1770	14.95	15.50	1.135	0.15	0.935	1.061
	LTE Band 66	20M	QPSK	1	0	Edge 1	0mm	ON	132572	1770	15.48	15.50	1.005	0.12	0.011	0.011
	LTE Band 66	20M	QPSK	50	0	Edge 1	0mm	ON	132572	1770	15.02	15.50	1.117	0.05	0.009	0.010
	LTE Band 66	20M	QPSK	1	0	Edge 4	0mm	ON	132572	1770	15.48	15.50	1.005	0.03	0.040	0.040
	LTE Band 66	20M	QPSK	50	0	Edge 4	0mm	ON	132572	1770	15.02	15.50	1.117	0.18	0.036	0.040
	LTE Band 66	20M	QPSK	1	0	Bottom of Laptop	17mm	OFF	132072	1720	23.09	24.00	1.233	0.07	0.098	0.121
	LTE Band 66	20M	QPSK	50	0	Bottom of Laptop	17mm	OFF	132072	1720	22.12	23.00	1.225	0.02	0.081	0.099
	LTE Band 66	20M	QPSK	1	0	Bottom Face	20mm	OFF	132072	1720	23.09	24.00	1.233	0.06	0.127	0.157
	LTE Band 66	20M	QPSK	50	0	Bottom Face	20mm	OFF	132072	1720	22.12	23.00	1.225	0.01	0.103	0.126
	LTE Band 66	20M	QPSK	1	0	Edge 1	13mm	OFF	132072	1720	23.09	24.00	1.233	-0.12	0.001	0.001
	LTE Band 66	20M	QPSK	50	0	Edge 1	13mm	OFF	132072	1720	22.12	23.00	1.225	0.06	0.001	0.001
	LTE Band 66	20M	QPSK	1	0	Edge 4	15mm	OFF	132072	1720	23.09	24.00	1.233	-0.01	0.001	0.001
	LTE Band 66	20M	QPSK	50	0	Edge 4	15mm	OFF	132072	1720	22.12	23.00	1.225	-0.18	0.001	0.001
	LTE Band 66B	15M	QPSK	1	0	Bottom Face	0mm	ON	132047	1717.5	15.16	15.50	1.081	0.02	1.000	1.081
	LTE Band 66B	15M	QPSK	1	0	Bottom Face	0mm	ON	132322	1745	15.02	15.50	1.117	0.03	0.972	1.086
	LTE Band 66B	15M	QPSK	1	0	Bottom Face	0mm	ON	132597	1772.5	15.14	15.50	1.086	-0.12	0.945	1.027
	LTE Band 66C	20M	QPSK	1	0	Bottom Face	0mm	ON	132072	1720	15.20	15.50	1.072	-0.15	1.030	1.104
	LTE Band 66C	20M	QPSK	1	0	Bottom Face	0mm	ON	132322	1745	15.03	15.50	1.114	0.08	0.975	1.086
	LTE Band 66C	20M	QPSK	1	0	Bottom Face	0mm	ON	132572	1770	14.99	15.50	1.125	0.07	0.956	1.075



Plot No.	Band	BW (MHz)	Modulation	RB Size	RB offset	Test Position	Gap (mm)	Power Reduction	Ch.	Freq. (MHz)	Average Power (dBm)	Tune-Up Limit (dBm)	Tune-up Scaling Factor	Power Drift (dB)	Measured 1g SAR (W/kg)	Reported 1g SAR (W/kg)
	LTE Band 71	20M	QPSK	1	0	Bottom of Laptop	0mm	ON	133322	683	15.35	16.50	1.303	0.18	0.167	0.218
	LTE Band 71	20M	QPSK	50	0	Bottom of Laptop	0mm	ON	133322	683	15.21	16.50	1.346	-0.03	0.153	0.206
12	LTE Band 71	20M	QPSK	1	0	Bottom Face	0mm	ON	133322	683	15.35	16.50	1.303	0.06	0.824	1.074
	LTE Band 71	20M	QPSK	50	0	Bottom Face	0mm	ON	133322	683	15.21	16.50	1.346	0.16	0.786	1.058
	LTE Band 71	20M	QPSK	100	0	Bottom Face	0mm	ON	133322	683	15.19	16.50	1.352	0.07	0.788	1.065
	LTE Band 71	20M	QPSK	1	0	Edge 1	0mm	ON	133322	683	15.35	16.50	1.303	-0.15	0.028	0.036
	LTE Band 71	20M	QPSK	50	0	Edge 1	0mm	ON	133322	683	15.21	16.50	1.346	-0.1	0.026	0.035
	LTE Band 71	20M	QPSK	1	0	Edge 4	0mm	ON	133322	683	15.35	16.50	1.303	0.09	0.126	0.164
	LTE Band 71	20M	QPSK	50	0	Edge 4	0mm	ON	133322	683	15.21	16.50	1.346	0.03	0.118	0.159
	LTE Band 71	20M	QPSK	1	0	Bottom of Laptop	17mm	OFF	133322	683	23.98	25.00	1.265	0.02	0.206	0.261
	LTE Band 71	20M	QPSK	50	0	Bottom of Laptop	17mm	OFF	133322	683	22.95	24.00	1.274	0.06	0.148	0.188
	LTE Band 71	20M	QPSK	1	0	Bottom Face	20mm	OFF	133322	683	23.98	25.00	1.265	-0.01	0.280	0.354
	LTE Band 71	20M	QPSK	50	0	Bottom Face	20mm	OFF	133322	683	22.95	24.00	1.274	0.11	0.201	0.256
	LTE Band 71	20M	QPSK	1	0	Edge 1	13mm	OFF	133322	683	23.98	25.00	1.265	0.01	0.103	0.130
	LTE Band 71	20M	QPSK	50	0	Edge 1	13mm	OFF	133322	683	22.95	24.00	1.274	-0.08	0.070	0.089
	LTE Band 71	20M	QPSK	1	0	Edge 4	15mm	OFF	133322	683	23.98	25.00	1.265	-0.07	0.157	0.199
	LTE Band 71	20M	QPSK	50	0	Edge 4	15mm	OFF	133322	683	22.95	24.00	1.274	0.03	0.130	0.166



<TDD LTE SAR>

Plot No.	Band	BW (MHz)	Modulation	RB Size	RB offset	Test Position	Gap (mm)	Power Reduction	Ch.	Freq. (MHz)	Average Power (dBm)	Tune-Up Limit (dBm)	Tune-up Scaling Factor	Duty Cycle %	Duty Cycle Scaling Factor	Power Drift (dB)	Measured 1g SAR (W/kg)	Reported 1g SAR (W/kg)
	LTE Band 41	20M	QPSK	1	0	Bottom of Laptop	0mm	ON	40185	2549.5	12.91	14.00	1.285	62.9	1.006	-0.09	0.059	0.076
	LTE Band 41	20M	QPSK	50	0	Bottom of Laptop	0mm	ON	40185	2549.5	12.83	14.00	1.309	62.9	1.006	0.19	0.055	0.072
	LTE Band 41	20M	QPSK	1	0	Bottom Face	0mm	ON	40185	2549.5	12.91	14.00	1.285	62.9	1.006	-0.11	0.805	1.041
	LTE Band 41	20M	QPSK	1	0	Bottom Face	0mm	ON	39750	2506	12.73	14.00	1.340	62.9	1.006	-0.11	0.852	1.148
	LTE Band 41	20M	QPSK	1	0	Bottom Face	0mm	ON	40620	2593	12.80	14.00	1.318	62.9	1.006	0	0.776	1.029
13	LTE Band 41	20M	QPSK	1	0	Bottom Face	0mm	ON	41055	2636.5	12.58	14.00	1.387	62.9	1.006	-0.1	0.833	1.162
	LTE Band 41	20M	QPSK	1	0	Bottom Face	0mm	ON	41490	2680	12.55	14.00	1.396	62.9	1.006	0.1	0.744	1.045
	LTE Band 41	20M	QPSK	50	0	Bottom Face	0mm	ON	40185	2549.5	12.83	14.00	1.309	62.9	1.006	-0.12	0.741	0.976
	LTE Band 41	20M	QPSK	50	0	Bottom Face	0mm	ON	39750	2506	12.55	14.00	1.396	62.9	1.006	0	0.785	1.103
	LTE Band 41	20M	QPSK	50	0	Bottom Face	0mm	ON	40620	2593	12.75	14.00	1.334	62.9	1.006	0.09	0.714	0.958
	LTE Band 41	20M	QPSK	50	0	Bottom Face	0mm	ON	41055	2636.5	12.57	14.00	1.390	62.9	1.006	-0.06	0.744	1.040
	LTE Band 41	20M	QPSK	50	0	Bottom Face	0mm	ON	41490	2680	12.51	14.00	1.409	62.9	1.006	0.02	0.685	0.971
	LTE Band 41	20M	QPSK	100	0	Bottom Face	0mm	ON	40185	2549.5	12.83	14.00	1.309	62.9	1.006	0.15	0.771	1.015
	LTE Band 41	20M	QPSK	1	0	Edge 1	0mm	ON	40185	2549.5	12.91	14.00	1.285	62.9	1.006	0.13	0.036	0.047
	LTE Band 41	20M	QPSK	50	0	Edge 1	0mm	ON	40185	2549.5	12.83	14.00	1.309	62.9	1.006	-0.01	0.030	0.040
	LTE Band 41	20M	QPSK	1	0	Edge 4	0mm	ON	40185	2549.5	12.91	14.00	1.285	62.9	1.006	0.01	0.057	0.074
	LTE Band 41	20M	QPSK	50	0	Edge 4	0mm	ON	40185	2549.5	12.83	14.00	1.309	62.9	1.006	0	0.048	0.063
	LTE Band 41	20M	QPSK	1	0	Bottom of Laptop	17mm	OFF	40185	2549.5	23.04	24.00	1.247	62.9	1.006	0.02	0.108	0.136
	LTE Band 41	20M	QPSK	50	0	Bottom of Laptop	17mm	OFF	40185	2549.5	22.15	23.00	1.216	62.9	1.006	0.04	0.082	0.100
	LTE Band 41	20M	QPSK	1	0	Bottom Face	20mm	OFF	40185	2549.5	23.04	24.00	1.247	62.9	1.006	0.01	0.317	0.398
	LTE Band 41	20M	QPSK	50	0	Bottom Face	20mm	OFF	40185	2549.5	22.15	23.00	1.216	62.9	1.006	-0.05	0.238	0.291
	LTE Band 41	20M	QPSK	1	0	Edge 1	13mm	OFF	40185	2549.5	23.04	24.00	1.247	62.9	1.006	-0.08	0.073	0.092
	LTE Band 41	20M	QPSK	50	0	Edge 1	13mm	OFF	40185	2549.5	22.15	23.00	1.216	62.9	1.006	0.13	0.070	0.086
	LTE Band 41	20M	QPSK	1	0	Edge 4	15mm	OFF	40185	2549.5	23.04	24.00	1.247	62.9	1.006	0.01	0.114	0.143
	LTE Band 41	20M	QPSK	50	0	Edge 4	15mm	OFF	40185	2549.5	22.15	23.00	1.216	62.9	1.006	0.11	0.082	0.100
	LTE Band 41_HPUE	20M	QPSK	1	0	Bottom Face	0mm	ON	40185	2549.5	13.18	14.00	1.208	42.9	1.009	-0.04	0.662	0.807
	LTE Band 41_HPUE	20M	QPSK	1	0	Bottom Face	0mm	ON	39750	2506	12.70	14.00	1.349	42.9	1.009	0.07	0.562	0.765
	LTE Band 41_HPUE	20M	QPSK	1	0	Bottom Face	0mm	ON	40620	2593	12.78	14.00	1.324	42.9	1.009	-0.11	0.581	0.776
	LTE Band 41_HPUE	20M	QPSK	1	0	Bottom Face	0mm	ON	41055	2636.5	12.59	14.00	1.384	42.9	1.009	0.04	0.559	0.780
	LTE Band 41_HPUE	20M	QPSK	1	0	Bottom Face	0mm	ON	41490	2680	12.57	14.00	1.390	42.9	1.009	0.09	0.550	0.771
	LTE Band 41C	20M	QPSK	1	0	Bottom Face	0mm	ON	40185	2549.5	12.89	14.00	1.291	62.9	1.006	-0.08	0.831	1.079
	LTE Band 41C	20M	QPSK	1	0	Bottom Face	0mm	ON	39750	2506	12.80	14.00	1.318	62.9	1.006	-0.12	0.809	1.073
	LTE Band 41C	20M	QPSK	1	0	Bottom Face	0mm	ON	40620	2593	12.74	14.00	1.337	62.9	1.006	-0.13	0.806	1.084
	LTE Band 41C	20M	QPSK	1	0	Bottom Face	0mm	ON	41055	2636.5	12.76	14.00	1.330	62.9	1.006	0.15	0.812	1.087
	LTE Band 41C	20M	QPSK	1	0	Bottom Face	0mm	ON	41490	2680	12.70	14.00	1.349	62.9	1.006	0.01	0.798	1.083



Plot No.	Band	BW (MHz)	Modulation	RB Size	RB offset	Test Position	Gap (mm)	Power Reduction	Ch.	Freq. (MHz)	Average Power (dBm)	Tune-Up Limit (dBm)	Tune-up Scaling Factor	Duty Cycle %	Duty Cycle Scaling Factor	Power Drift (dB)	Measured 1g SAR (W/kg)	Reported 1g SAR (W/kg)
	LTE Band 48	20M	QPSK	1	0	Bottom of Laptop	0mm	ON	55340	3560	17.87	18.00	1.030	62.9	1.006	0.11	0.021	0.022
	LTE Band 48	20M	QPSK	50	0	Bottom of Laptop	0mm	ON	55340	3560	17.25	18.00	1.189	62.9	1.006	-0.02	0.018	0.022
	LTE Band 48	20M	QPSK	1	0	Bottom Face	0mm	ON	55340	3560	17.87	18.00	1.030	62.9	1.006	-0.01	0.776	0.804
	LTE Band 48	20M	QPSK	1	0	Bottom Face	0mm	ON	55830	3609	17.36	18.00	1.159	62.9	1.006	0.16	0.730	0.851
	LTE Band 48	20M	QPSK	1	0	Bottom Face	0mm	ON	56150	3641	17.15	18.00	1.216	62.9	1.006	-0.07	0.754	0.923
14	LTE Band 48	20M	QPSK	1	0	Bottom Face	0mm	ON	56640	3690	16.96	18.00	1.271	62.9	1.006	-0.1	0.923	1.180
	LTE Band 48	20M	QPSK	50	0	Bottom Face	0mm	ON	55340	3560	17.25	18.00	1.189	62.9	1.006	0.05	0.726	0.868
	LTE Band 48	20M	QPSK	50	0	Bottom Face	0mm	ON	56150	3641	16.86	18.00	1.300	62.9	1.006	0.09	0.735	0.961
	LTE Band 48	20M	QPSK	50	0	Bottom Face	0mm	ON	56640	3690	16.66	18.00	1.361	62.9	1.006	-0.01	0.852	1.167
	LTE Band 48	20M	QPSK	100	0	Bottom Face	0mm	ON	55340	3560	17.18	18.00	1.208	62.9	1.006	-0.18	0.785	0.954
	LTE Band 48	20M	QPSK	1	0	Edge 1	0mm	ON	55340	3560	17.87	18.00	1.030	62.9	1.006	0.16	0.009	0.009
	LTE Band 48	20M	QPSK	50	0	Edge 1	0mm	ON	55340	3560	17.25	18.00	1.189	62.9	1.006	-0.18	0.007	0.008
	LTE Band 48	20M	QPSK	1	0	Edge 4	0mm	ON	55340	3560	17.87	18.00	1.030	62.9	1.006	0.18	0.020	0.021
	LTE Band 48	20M	QPSK	50	0	Edge 4	0mm	ON	55340	3560	17.25	18.00	1.189	62.9	1.006	-0.07	0.016	0.019
	LTE Band 48	20M	QPSK	1	0	Bottom of Laptop	17mm	OFF	55830	3609	21.07	22.00	1.239	62.9	1.006	0.07	0.001	0.001
	LTE Band 48	20M	QPSK	50	0	Bottom of Laptop	17mm	OFF	55830	3609	20.17	21.00	1.211	62.9	1.006	-0.02	0.001	0.001
	LTE Band 48	20M	QPSK	1	0	Bottom Face	20mm	OFF	55830	3609	21.07	22.00	1.239	62.9	1.006	-0.08	0.115	0.143
	LTE Band 48	20M	QPSK	50	0	Bottom Face	20mm	OFF	55830	3609	20.17	21.00	1.211	62.9	1.006	0.11	0.092	0.112
	LTE Band 48	20M	QPSK	1	0	Edge 1	13mm	OFF	55830	3609	21.07	22.00	1.239	62.9	1.006	-0.13	0.038	0.047
	LTE Band 48	20M	QPSK	50	0	Edge 1	13mm	OFF	55830	3609	20.17	21.00	1.211	62.9	1.006	-0.18	0.018	0.022
	LTE Band 48	20M	QPSK	1	0	Edge 4	15mm	OFF	55830	3609	21.07	22.00	1.239	62.9	1.006	0.06	0.001	0.001
	LTE Band 48	20M	QPSK	50	0	Edge 4	15mm	OFF	55830	3609	20.17	21.00	1.211	62.9	1.006	0.09	0.001	0.001



13.2 Repeated SAR Measurement

No.	Band	Mode	Test Position	Gap (mm)	Power Reduction	Ch.	Freq. (MHz)	Average Power (dBm)	Tune-Up Limit (dBm)	Tune-up Scaling Factor	Duty Cycle %	Duty Cycle Scaling Factor	Power Drift (dB)	Measured 1g SAR (W/kg)	Ratio	Reported 1g SAR (W/kg)
1st	WCDMA V	RMC 12.2Kbps	Bottom Face	0mm	ON	4233	846.6	16.43	17.00	1.140			0.08	0.967	-	1.103
2nd	WCDMA V	RMC 12.2Kbps	Bottom Face	0mm	ON	4233	846.6	16.43	17.00	1.140			0	0.936	1.033	1.067
1st	LTE Band 7	20M_QPSK_1_0	Bottom Face	0mm	ON	21100	2535	11.35	12.50	1.303			-0.18	0.908	-	1.183
2nd	LTE Band 7	20M_QPSK_1_0	Bottom Face	0mm	ON	21100	2535	11.35	12.50	1.303			-0.02	0.895	1.015	1.166
1st	LTE Band 12	10M_QPSK_1_0	Bottom Face	0mm	ON	23095	707.5	15.43	16.50	1.279			-0.14	0.887	-	1.135
2nd	LTE Band 12	10M_QPSK_1_0	Bottom Face	0mm	ON	23095	707.5	15.43	16.50	1.279			0.06	0.858	1.034	1.098
1st	LTE Band 25	20M_QPSK_1_0	Bottom Face	0mm	ON	26140	1860	13.32	14.00	1.169			-0.14	0.919	-	1.075
2nd	LTE Band 25	20M_QPSK_1_0	Bottom Face	0mm	ON	26140	1860	13.32	14.00	1.169			-0.13	0.907	1.013	1.061
1st	LTE Band 66	20M_QPSK_1_0	Bottom Face	0mm	ON	132572	1770	15.48	15.50	1.005			-0.13	1.110	-	1.115
2nd	LTE Band 66	20M_QPSK_1_0	Bottom Face	0mm	ON	132572	1770	15.48	15.50	1.005			-0.14	0.983	1.129	0.988
1st	LTE Band 48	20M_QPSK_1_0	Bottom Face	0mm	ON	56640	3690	16.96	18.00	1.271	62.9	1.006	-0.1	0.923	-	1.180
2nd	LTE Band 48	20M_QPSK_1_0	Bottom Face	0mm	ON	56640	3690	16.96	18.00	1.271	62.9	1.006	0.03	0.912	1.012	1.166

General Note:

- Per KDB 865664 D01v01r04, for each frequency band, repeated SAR measurement is required only when the measured SAR is ≥ 0.8 W/kg.
- Per KDB 865664 D01v01r04, if the ratio among the repeated measurement is ≤ 1.2 and the measured SAR < 1.45 W/kg, only one repeated measurement is required.
- The ratio is the difference in percentage between original and repeated *measured SAR*.
- All measurement SAR result is scaled-up to account for tune-up tolerance and is compliant.

13.3 LTE Band 41 Power Class 2 and Power Class 3 Linearity

This device support Power Class 2 and Power Class 3 operations for LTE Band 41. The highest available duty cycle for Power Class 2 operation is 43.3% using UL-DL configuration 1. Per FCC Guidance based on the device behavior, all SAR tests were performed using Power Class 3. Power Class 2 is tested using the highest SAR test configuration in Power Class 3 for each LTE configuration and exposure condition combination, according to the highest time averaged power for all applicable uplink-downlink configurations in Power Class 2. When the reported SAR vs. output power is linearly scaled with $< 10\%$ discrepancy between power classes and all reported SAR are < 1.4 W/kg, Separate SAR testing for Power Class 2 is not required
 Use PC3 power level and SAR to estimated PC2 SAR linearly, and check if the deviation from the measured PC2 SAR is $< 10\%$

	LTE Band 41 (Power Class 3)	LTE Band 41 (Power Class 2)
Maximum Tune up Power (dBm)	14	14
Reported 1g SAR (W/kg)	1.162	0.807
Duty Cycle	63.30%	43.30%
Frame Averaged (mW)	15.90	10.88
Linearity SAR(W/kg)	0.79	
% deviation from expected linearity		1.53%



14. Simultaneous Transmission Analysis

NO.	Simultaneous Transmission Configurations	Body
1.	WWAN + 2.4GHz WLAN Ant Main + Bluetooth Ant Aux	Yes
2.	WWAN + 2.4GHz WLAN Ant Main + 2.4GHz WLAN Ant Aux	Yes
3.	WWAN + WLAN5GHz Ant Main + WLAN5GHz Ant Aux + Bluetooth Ant Aux	Yes
4.	WWAN + WLAN6GHz Ant Main + WLAN6GHz Ant Aux + Bluetooth Ant Aux	Yes

General Note:

- The Intel AX211D2W WLAN/BT module is integrated into this host, the WLAN2.4GHz/5GHz maximum output power is referenced from Intel SAR report, report no.: 211105-05.TR01 (FCC ID: PD9AX211D2); WLAN 6GHz maximum output power refers to report no.: 211105-05.TR02 (FCC ID: PD9AX211D2); the SAR results are used to perform simultaneous transmission analysis.
- The Scaled SAR summation is calculated based on the same configuration and test position.
- Per KDB 447498 D01v06, simultaneous transmission SAR is compliant if,
 - Scalar SAR summation < 1.6W/kg.
 - SPLSR = (SAR1 + SAR2)^1.5 / (min. separation distance, mm), and the peak separation distance is determined from the square root of [(x1-x2)² + (y1-y2)² + (z1-z2)²], where (x1, y1, z1) and (x2, y2, z2) are the coordinates of the extrapolated peak SAR locations in the zoom scan.
 - If SPLSR ≤ 0.04, simultaneously transmission SAR measurement is not necessary.
 - Simultaneously transmission SAR measurement, and the reported multi-band SAR < 1.6W/kg.

14.1 Body Exposure Conditions

Exposure Position	1	2	3	4	5	6	7	8	1+2+8	1+2+3	1+4+5+8	1+6+7+8
	Maximum WWAN 1g SAR (W/kg)	WLAN2.4GHz Ant Main 1g SAR (W/kg)	WLAN2.4GHz Ant Aux 1g SAR (W/kg)	WLAN5GHz Ant Main 1g SAR (W/kg)	WLAN5GHz Ant Aux 1g SAR (W/kg)	WLAN6GHz Ant Main 1g SAR (W/kg)	WLAN6GHz Ant Aux 1g SAR (W/kg)	Bluetooth Ant Aux 1g SAR (W/kg)	Summed 1g SAR (W/kg)	Summed 1g SAR (W/kg)	Summed 1g SAR (W/kg)	Summed 1g SAR (W/kg)
Bottom of Laptop at 0mm	0.268	0.400	0.060	0.400	0.260	0.400	0.150	0.050	0.718	0.728	0.978	0.868
Bottom Face at 0mm	1.183	0.370	0.040	0.310	0.050	0.160	0.020	0.010	1.563	1.593	1.553	1.373
Edge 1 at 0mm	0.139	0.790	0.400	0.580	0.400	0.570	0.400	0.400	1.329	1.329	1.519	1.509
Edge 4 at 0mm	0.279								0.279	0.279	0.279	0.279

Test Engineer : Luke Lee and EN Liu



15. Uncertainty Assessment

Per KDB 865664 D01 SAR measurement 100MHz to 6GHz, when the highest measured 1-g SAR within a frequency band is < 1.5 W/kg and the measured 10-g SAR within a frequency band is < 3.75 W/kg. The expanded SAR measurement uncertainty must be $\leq 30\%$, for a confidence interval of $k = 2$. If these conditions are met, extensive SAR measurement uncertainty analysis described in IEEE Std 1528-2013 is not required in SAR reports submitted for equipment approval. For this device, the highest measured 1-g SAR is less 1.5W/kg. Therefore, the measurement uncertainty table is not required in this report.

Declaration of Conformity:

The test results with all measurement uncertainty excluded is presented in accordance with the regulation limits or requirements declared by manufacturers.

Comments and Explanations:

The declared of product specification for EUT presented in the report are provided by the manufacturer, and the manufacturer takes all the responsibilities for the accuracy of product specification.

16. References

- [1] FCC 47 CFR Part 2 "Frequency Allocations and Radio Treaty Matters; General Rules and Regulations"
- [2] ANSI/IEEE Std. C95.1-1992, "IEEE Standard for Safety Levels with Respect to Human Exposure to Radio Frequency Electromagnetic Fields, 3 kHz to 300 GHz", September 1992
- [3] IEEE Std. 1528-2013, "IEEE Recommended Practice for Determining the Peak Spatial-Average Specific Absorption Rate (SAR) in the Human Head from Wireless Communications Devices: Measurement Techniques", Sep 2013
- [4] SPEAG DASY System Handbook
- [5] FCC KDB 447498 D01 v06, "Mobile and Portable Device RF Exposure Procedures and Equipment Authorization Policies", Oct 2015
- [6] FCC KDB 941225 D01 v03r01, "3G SAR MEAUREMENT PROCEDURES", Oct 2015
- [7] FCC KDB 941225 D05 v02r05, "SAR Evaluation Considerations for LTE Devices", Dec 2015
- [8] FCC KDB 941225 D05A v01r02, "Rel. 10 LTE SAR Test Guidance and KDB Inquiries", Oct 2015
- [9] FCC KDB 616217 D04 v01r02, "SAR Evaluation Considerations for Laptop, Notebook, Netbook and Tablet Computers", Oct 2015
- [10] FCC KDB 865664 D01 v01r04, "SAR Measurement Requirements for 100 MHz to 6 GHz", Aug 2015.
- [11] FCC KDB 865664 D02 v01r02, "RF Exposure Compliance Reporting and Documentation Considerations" Oct 2015.