

5MHz Channel Bandwidth

Channel 55265 (3552.5MHz)



Channel 55900 (3625.0MHz)



Channel 56715 (3697.5MHz)



10MHz Channel Bandwidth

Channel 55290 (3555.0MHz)



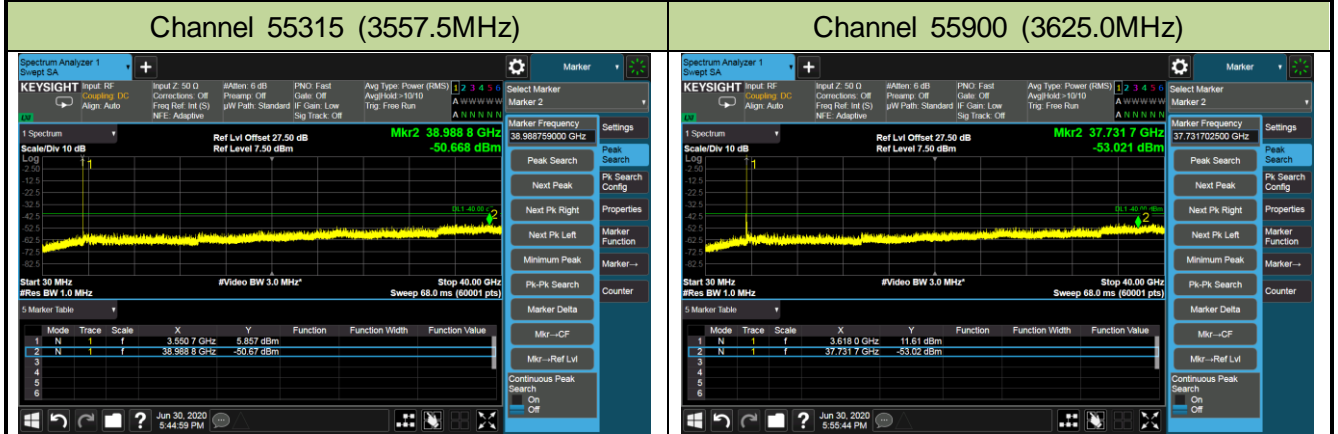
Channel 55900 (3625.0MHz)



Channel 56690 (3695.0MHz)



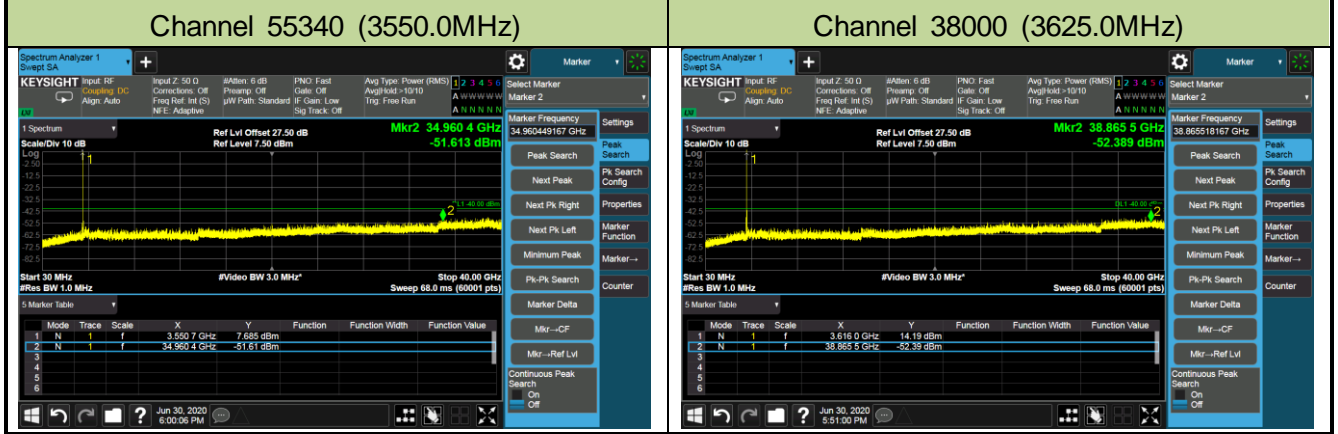
15MHz Channel Bandwidth



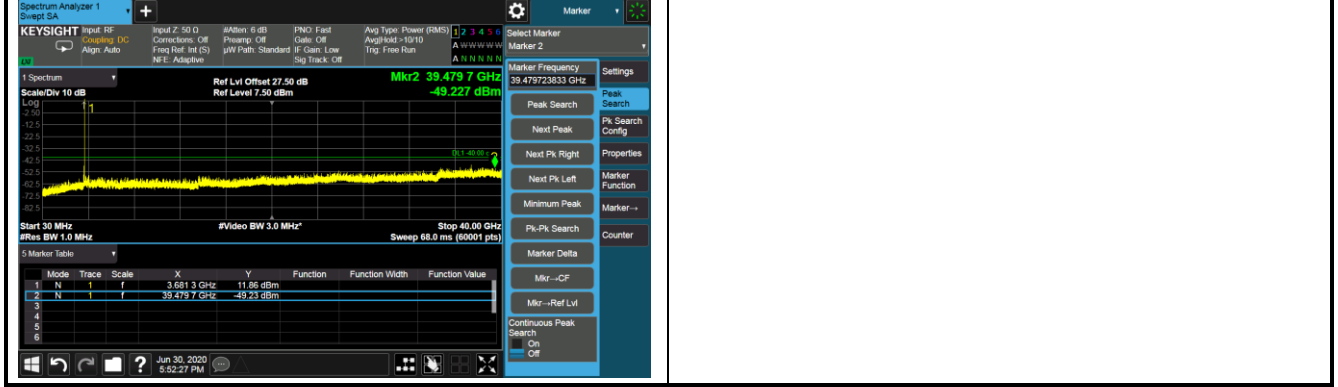
15MHz Channel Bandwidth



20MHz Channel Bandwidth



20MHz Channel Bandwidth



5.7. Radiated Spurious Emissions Measurements

5.7.1. Test Limit

Out of band emissions: The power of any emissions below 3530 MHz or above 3720 MHz shall not exceed -40dBm/MHz .

$E \text{ (dB}\mu\text{V/m)} = \text{EIRP (dBm)} - 20 \log D + 104.8$; where D is the measurement distance in meters. The emission limit equal to $55.3\text{dB}\mu\text{V/m}$.

5.7.2. Test Procedure Used

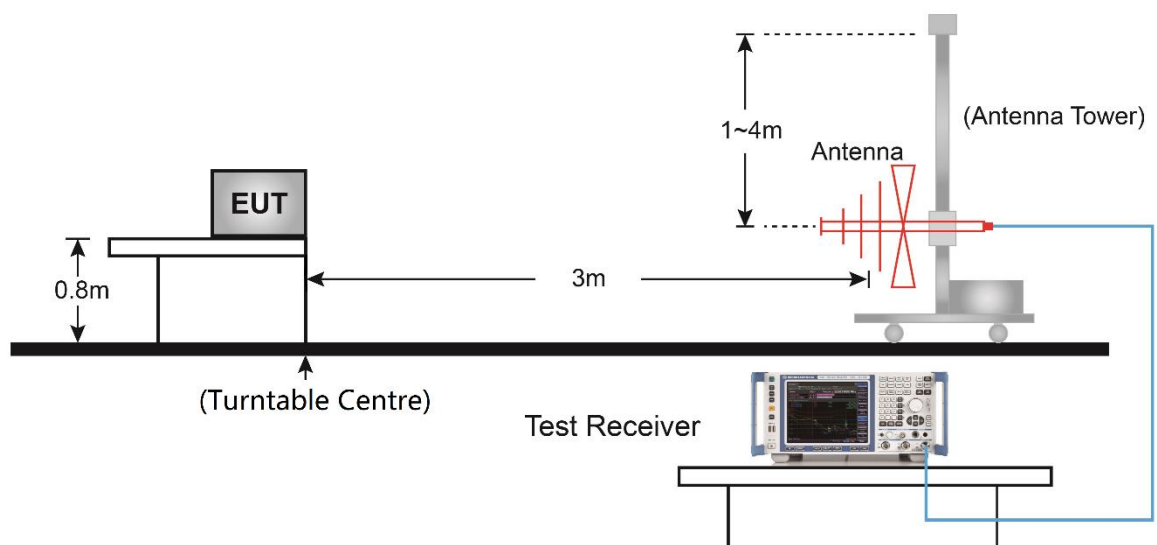
ANSI C63.26-2015 - Section 5.2.7 & 5.5

5.7.3. Test Setting

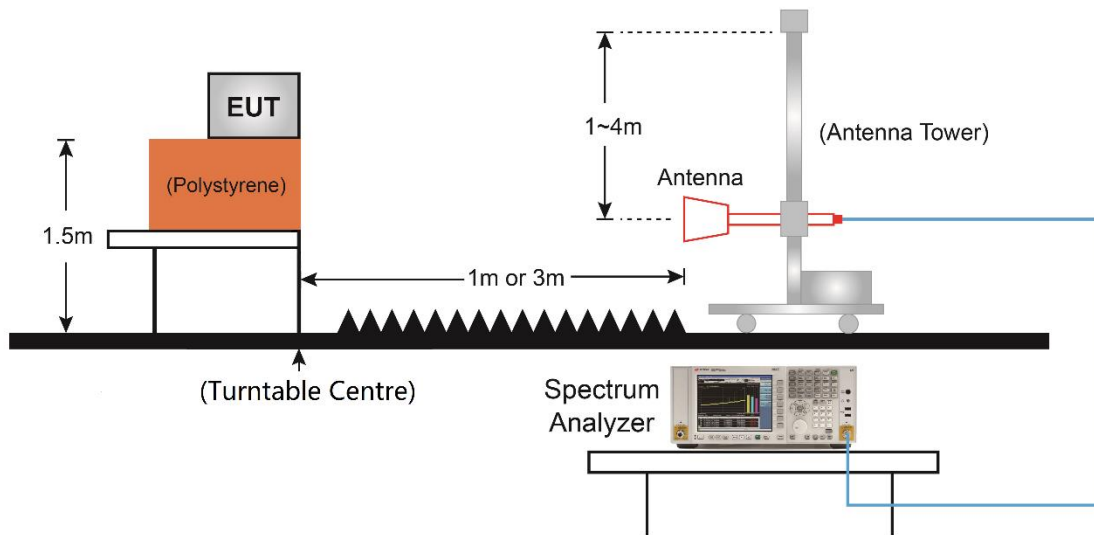
1. RBW = 1MHz
2. VBW $\geq 3 \times \text{RBW}$
3. Sweep time $\geq 10 \times (\text{number of points in sweep}) \times (\text{transmission symbol period})$
4. Detector = Peak
5. Trace mode = max hold
6. The trace was allowed to stabilize

5.7.4. Test Setup

Below 1GHz Test Setup:



Above 1GHz Test Setup:



5.7.5. Test Result

Product	LTE-A Cat 12 M.2 Module	Test Engineer	Buter Shi
Test Date	2020/07/13	Test Site	AC1
Test Mode	LTE Band 48 - 5MHz Bandwidth, 1RB, QPSK		

Frequency (MHz)	Reading Level (dBμV)	Factor (dB)	Measure Level (dBμV/m)	Limit (dBμV/m)	Margin (dB)	Detector	Polarization
Bottom CH 55265 (3552.5MHz)							
36.3	29.2	13.5	42.7	52.3	-9.6	Peak	Horizontal
409.3	24.4	17.4	41.9	52.3	-10.4	Peak	Horizontal
35.8	30.2	13.5	43.6	52.3	-8.7	Peak	Vertical
413.6	24.6	17.5	42.2	52.3	-10.1	Peak	Vertical
4000.5	37.0	3.4	40.4	52.3	-11.9	Peak	Horizontal
4663.5	35.4	5.2	40.6	52.3	-11.7	Peak	Horizontal
4561.5	36.0	5.1	41.1	52.3	-11.2	Peak	Vertical
4927.0	35.3	6.2	41.5	52.3	-10.8	Peak	Vertical
Middle CH 55900 (3625.0MHz)							
365.6	23.9	16.4	40.2	52.3	-12.1	Peak	Horizontal
407.3	24.3	17.4	41.8	52.3	-10.5	Peak	Horizontal
35.8	29.0	13.5	42.5	52.3	-9.8	Peak	Vertical
408.3	23.7	17.4	41.2	52.3	-11.1	Peak	Vertical
5088.5	36.6	6.5	43.1	52.3	-9.2	Peak	Horizontal
5479.5	35.8	6.5	42.3	52.3	-10.0	Peak	Horizontal
4187.5	37.2	3.7	40.9	52.3	-11.4	Peak	Vertical
4969.5	35.3	6.1	41.4	52.3	-10.9	Peak	Vertical
Top CH 56715 (3697.5MHz)							
407.3	24.7	17.4	42.1	52.3	-10.2	Peak	Horizontal
882.6	16.4	25.6	42.0	52.3	-10.3	Peak	Horizontal
365.6	23.6	16.4	40.0	52.3	-12.3	Peak	Vertical
406.4	23.8	17.4	41.2	52.3	-11.1	Peak	Vertical
5173.5	37.3	6.5	43.8	52.3	-8.5	Peak	Horizontal
5964.0	37.9	6.9	44.8	52.3	-7.5	Peak	Horizontal
5173.5	37.3	6.5	43.8	52.3	-8.5	Peak	Vertical
5964.0	37.9	6.9	44.8	52.3	-7.5	Peak	Vertical

5.8. End User Device Additional Requirement (CBSD Protocol)

5.8.1. Test Limit

End User Devices may operate only if they can positively receive and decode an authorization signal transmitted by a CBSD, including the frequencies and power limits for their operation.

An End User Device must discontinue operations, change frequencies, or change its operational power level within 10 seconds of receiving instructions from its associated CBSD

5.8.2. Test Procedure Used

KDB 940660 D01 v02, WINNF-TS-0122 V1.0.0

5.8.3. Test Setting

The EUT was connected via an RF cable to a certified CBSD (Ruckus Wireless, Inc. FCC ID: S9GQ910US00) and spectrum analyzer. The following procedure is performed by applying WINNF-TS-0122 CBRS CBSD Test Specification.

Step 1:

- a. Setup WINNF.PT.C.HBT.1 with 3570 ~ 3590MHz and power level at 13 dBm/MHz.
- b. Enable AP service from Ruckus LTE Cloud management.
- c. Check EUT Tx frequency and power.
- d. Disable AP service from Ruckus LTE Cloud management and check EUT stop transmission within 10s.

Step 2:

- a. Setup WINNF.PT.C.HBT.1 with 3670 ~ 3690MHz and power level at 8 dBm/MHz.
- b. Enable AP service from Ruckus LTE Cloud management.
- c. Check EUT Tx frequency and power.
- d. Disable AP service from Ruckus LTE Cloud management and check EUT stop transmission within 10s.

5.8.4. Test Result

Product	LTE-A Cat 12 M.2 Module	Test Engineer	Larry Yan
Test Date	2020/07/09	Test Site	TR3
Test Mode	CBSD transmit at 3560MHz (20MHz BW), 13dBm/MHz		



Marker 1: CBSD sends instructions to discontinue LTE operations.

Marker 2: EUT discontinues operation.

Marker 3: 10 seconds elapsed time from CBSD sending instructions to EUT.

Product	LTE-A Cat 12 M.2 Module	Test Engineer	Larry Yan
Test Date	2020/07/09	Test Site	TR3
Test Mode	CBSD transmit at 3680MHz (20MHz BW), 8dBm/MHz		



Marker 1: CBSD sends instructions to discontinue LTE operations.

Marker 2: EUT discontinues operation.

Marker 3: 10 seconds elapsed time from CBSD sending instructions to EUT.

6. CONCLUSION

The data collected relate only the item(s) tested and show that unit is compliance with FCC Rules.