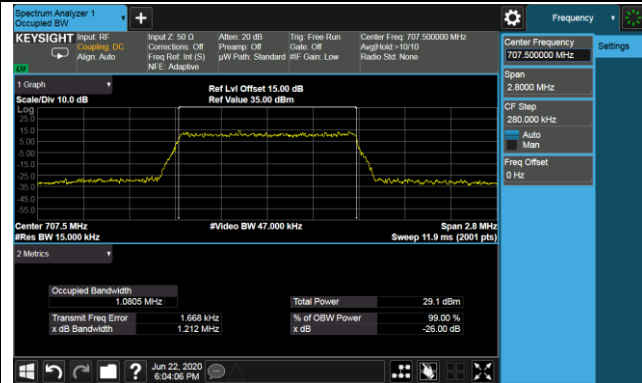


99% Bandwidth - 64QAM

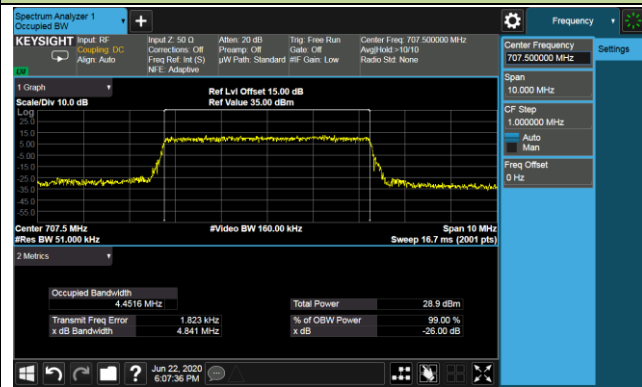
1.4MHz Channel Bandwidth



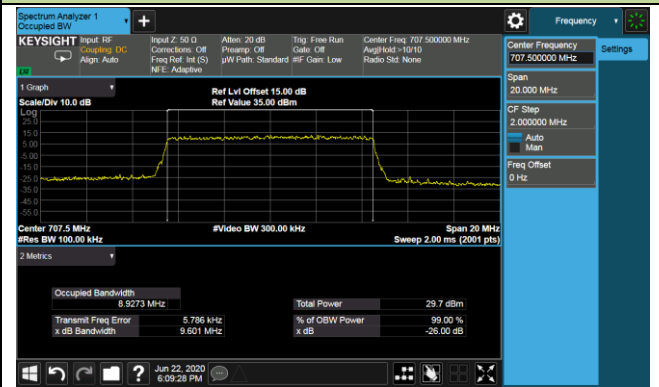
3MHz Channel Bandwidth



5MHz Channel Bandwidth



10MHz Channel Bandwidth

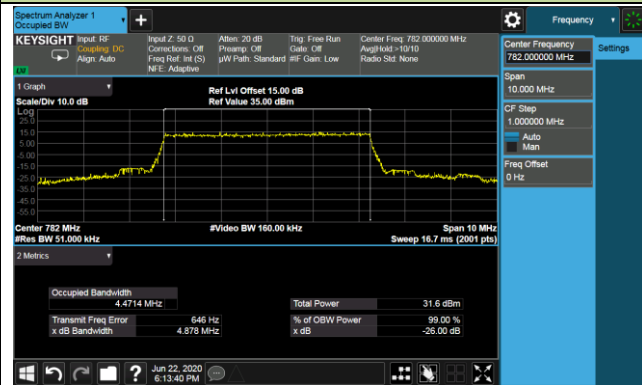


Product	LTE-A Cat 16 M.2 Module	Test Engineer	Candy Luo
Test Date	2020/06/22	Test Site	SR6
Test Band	LTE Band 13		

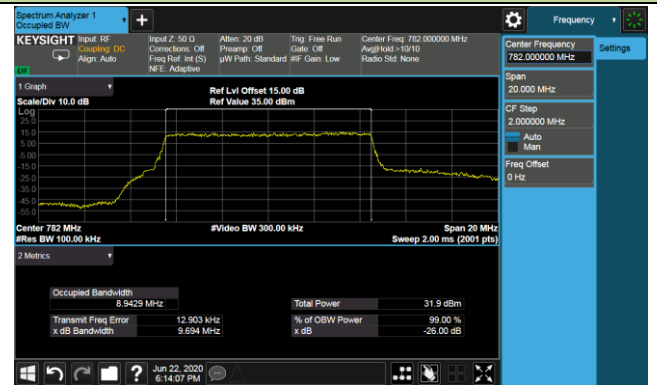
Modulation	Frequency (MHz)	Bandwidth (MHz)	99% Bandwidth (MHz)
QPSK	782	5	4.47
		10	8.94
16QAM	782	5	4.47
		10	8.93
64QAM	782	5	4.47
		10	8.94

## 99% Bandwidth - QPSK

## 5MHz Channel Bandwidth

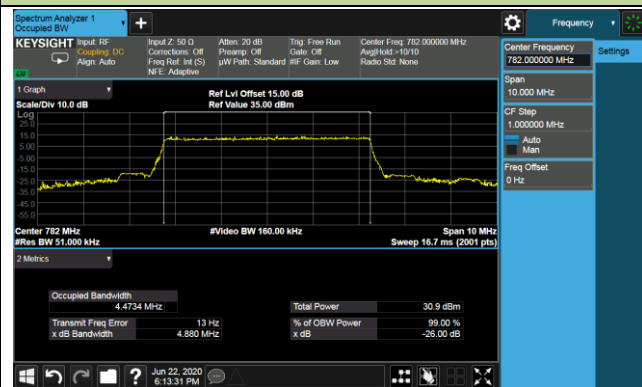


## 10MHz Channel Bandwidth

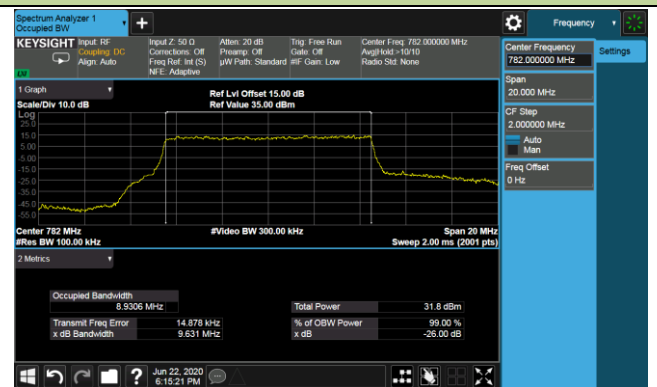


## 99% Bandwidth - 16QAM

## 5MHz Channel Bandwidth

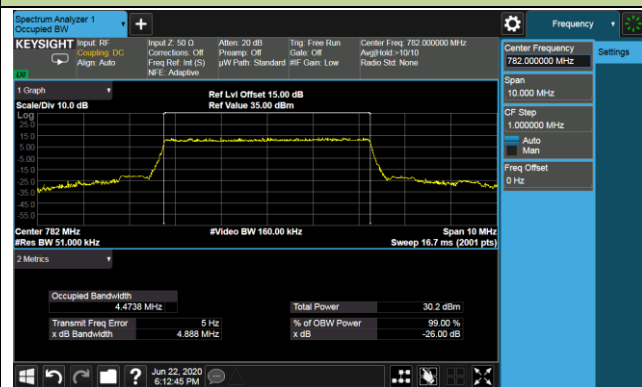


## 10MHz Channel Bandwidth

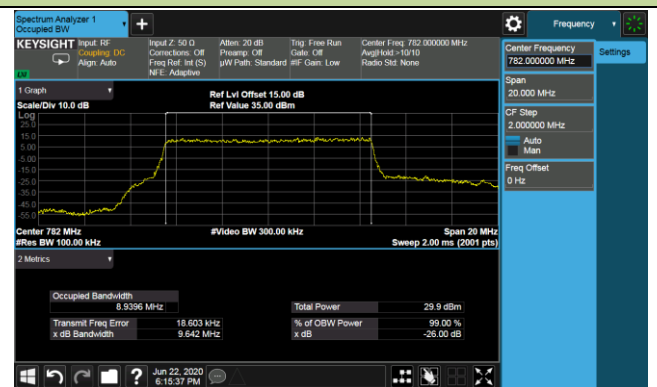


## 99% Bandwidth - 64QAM

## 5MHz Channel Bandwidth



## 10MHz Channel Bandwidth

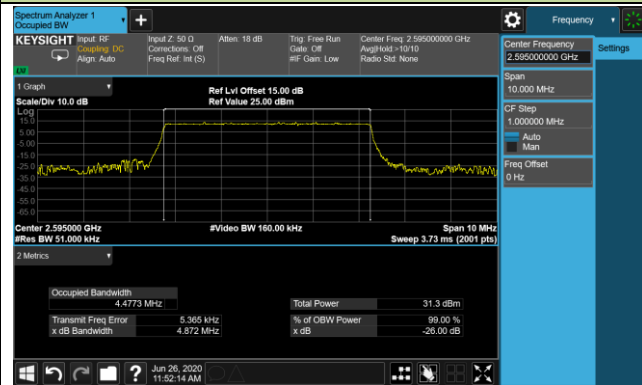


Product	LTE-A Cat 16 M.2 Module	Test Engineer	Candy Luo
Test Date	2020/06/26	Test Site	SR6
Test Band	LTE Band 38/41		

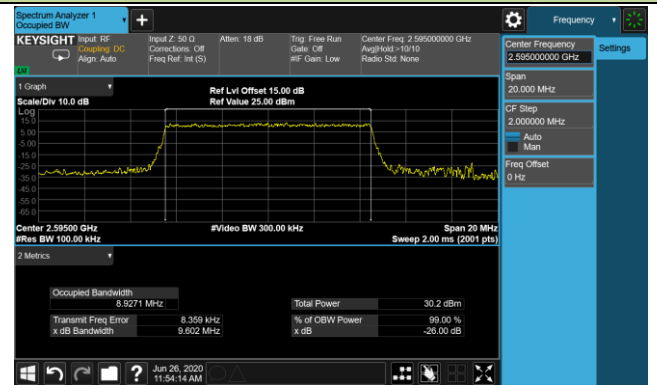
Modulation	Frequency (MHz)	Bandwidth (MHz)	99% Bandwidth (MHz)
QPSK	2595.0	5	4.48
		10	8.93
		15	13.40
		20	17.86
16QAM	2595.0	5	4.46
		10	8.93
		15	13.41
		20	17.83
64QAM	2595.0	5	4.46
		10	8.93
		15	13.42
		20	17.90

## 99% Bandwidth - QPSK

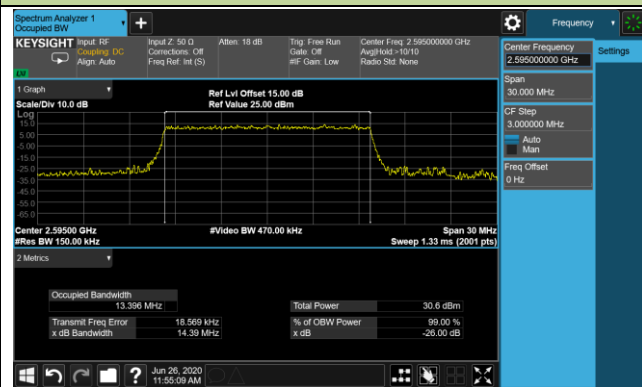
## 5MHz Channel Bandwidth



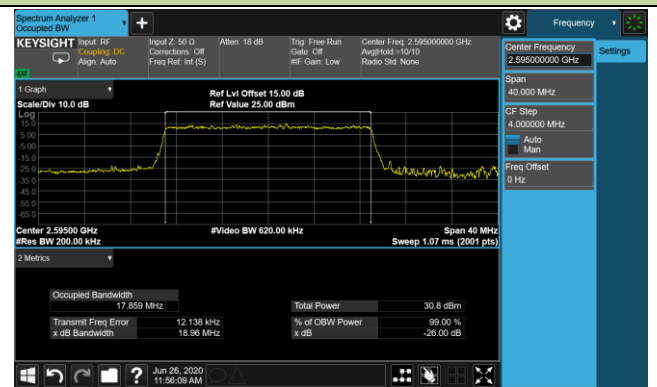
## 10MHz Channel Bandwidth



## 15MHz Channel Bandwidth

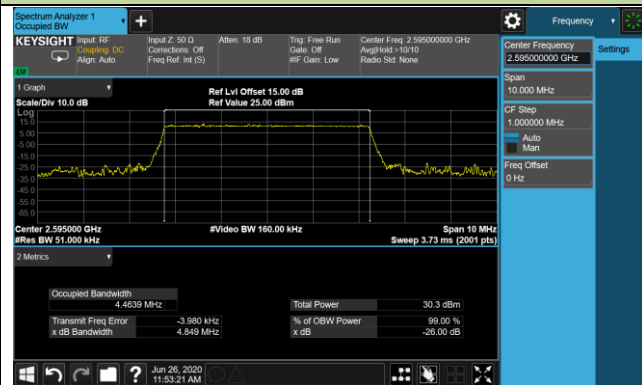


## 20MHz Channel Bandwidth

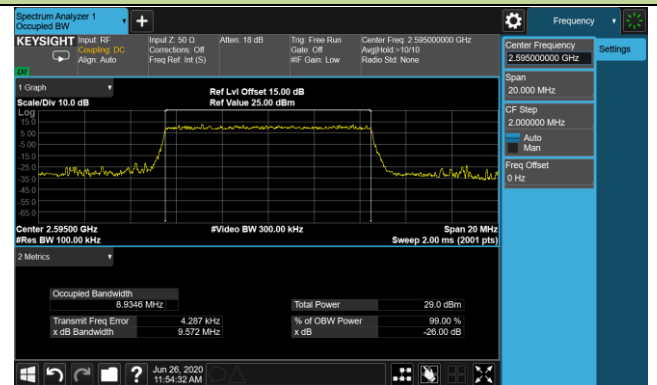


## 99% Bandwidth - 16QAM

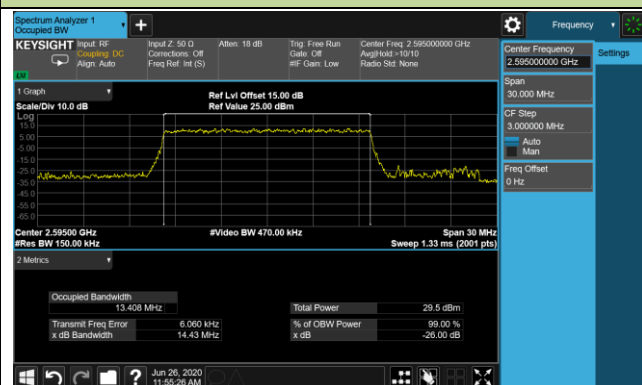
## 5MHz Channel Bandwidth



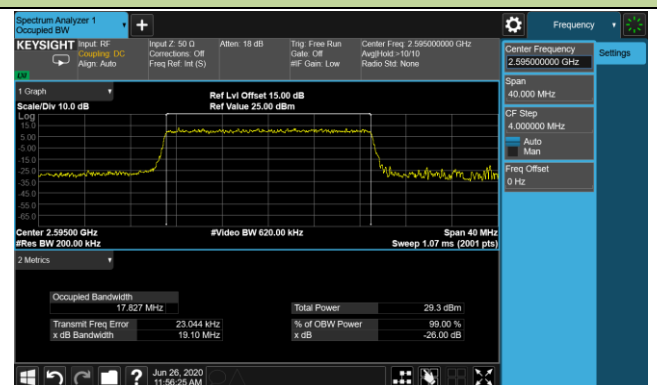
## 10MHz Channel Bandwidth



## 15MHz Channel Bandwidth

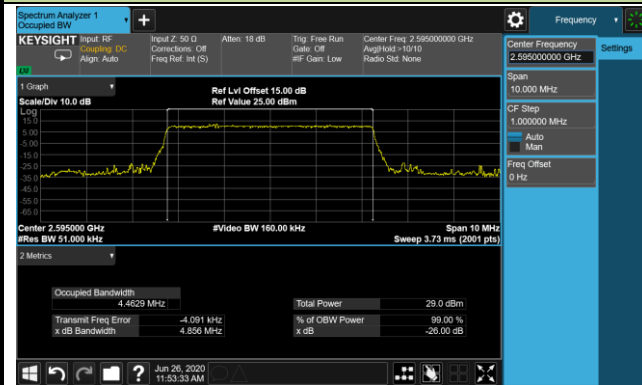


## 20MHz Channel Bandwidth

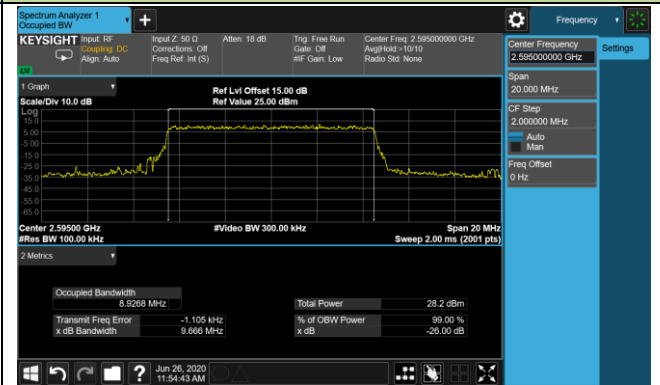


## 99% Bandwidth - 64QAM

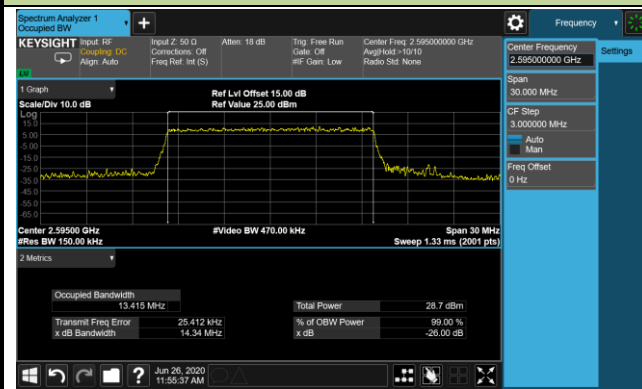
## 5MHz Channel Bandwidth



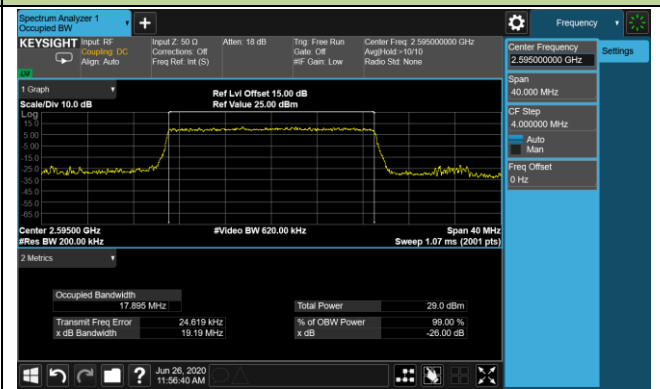
## 10MHz Channel Bandwidth



## 15MHz Channel Bandwidth



## 20MHz Channel Bandwidth

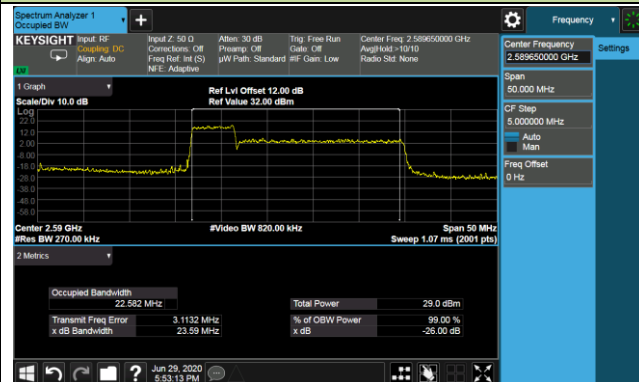


Product	LTE-A Cat 16 M.2 Module	Test Engineer	Candy Luo
Test Date	2020/06/29	Test Site	SR6
Test Band	Intra-Band CA_41C		

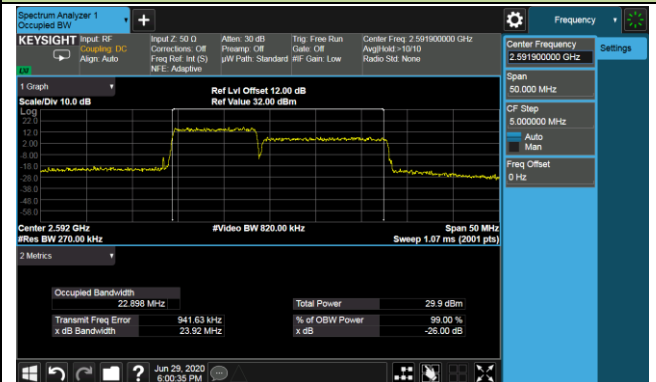
Modulation	Frequency (MHz)	Bandwidth (MHz)	99% Bandwidth (MHz)
QPSK	2593.025	5+20	22.58
	2593.025	10+15	22.90
	2593.050	10+20	27.53
	2592.975	15+10	22.90
	2593.000	15+15	28.07
	2592.975	15+20	32.35
	2592.975	20+5	22.79
	2593.050	20+10	27.58
	2593.025	20+15	32.40
	2593.000	20+20	37.37
16QAM	2593.025	5+20	22.51
	2593.025	10+15	22.92
	2593.050	10+20	27.51
	2592.975	15+10	22.93
	2593.000	15+15	28.08
	2592.975	15+20	32.29
	2592.975	20+5	22.77
	2593.050	20+10	27.57
	2593.025	20+15	32.40
	2593.000	20+20	37.24
64QAM	2593.025	5+20	22.53
	2593.025	10+15	22.86
	2593.050	10+20	27.41
	2592.975	15+10	23.07
	2593.000	15+15	28.11
	2592.975	15+20	32.37
	2592.975	20+5	22.76
	2593.050	20+10	27.54
	2593.025	20+15	32.43
	2593.000	20+20	37.17

## 99% Bandwidth - QPSK

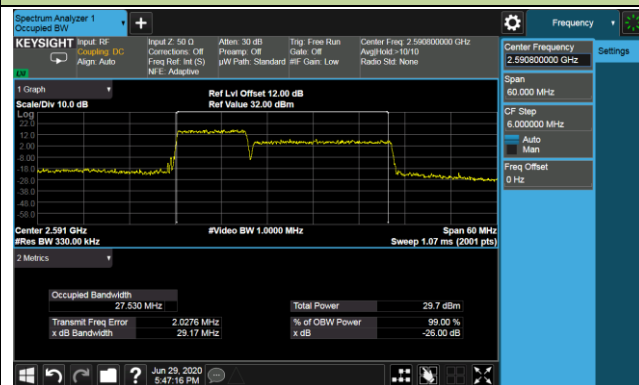
## 5+20MHz Channel Bandwidth



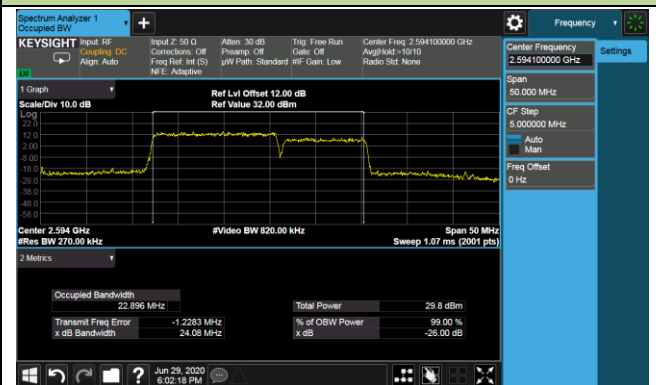
## 10+15MHz Channel Bandwidth



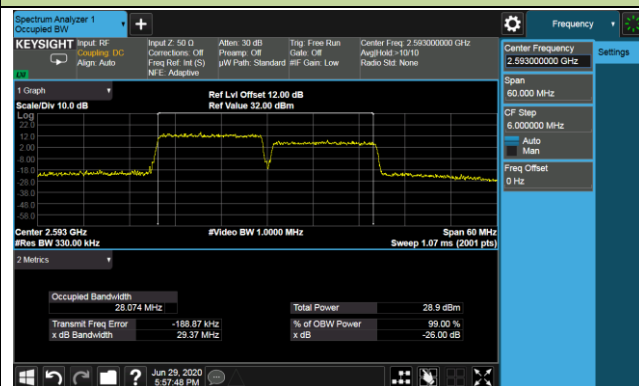
## 10+20MHz Channel Bandwidth



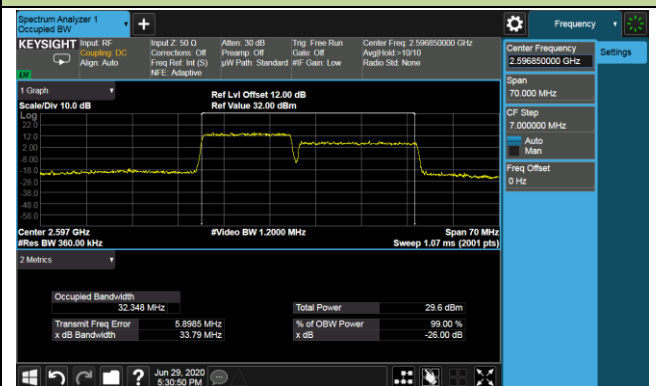
## 15+10MHz Channel Bandwidth



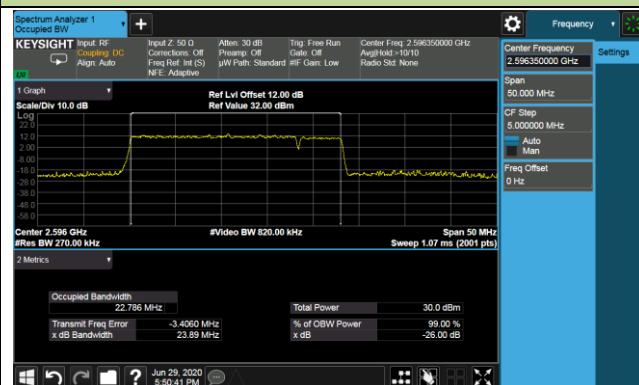
## 15+15MHz Channel Bandwidth



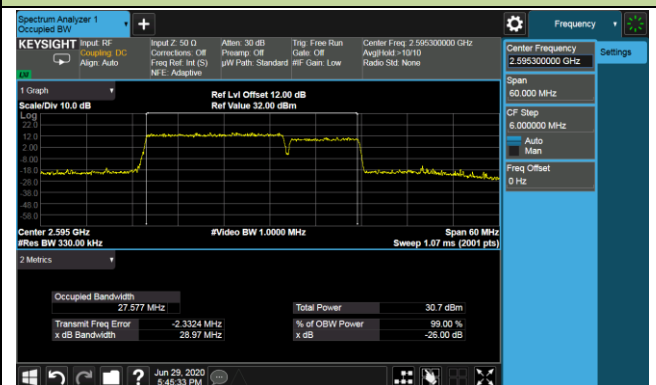
## 15+20MHz Channel Bandwidth



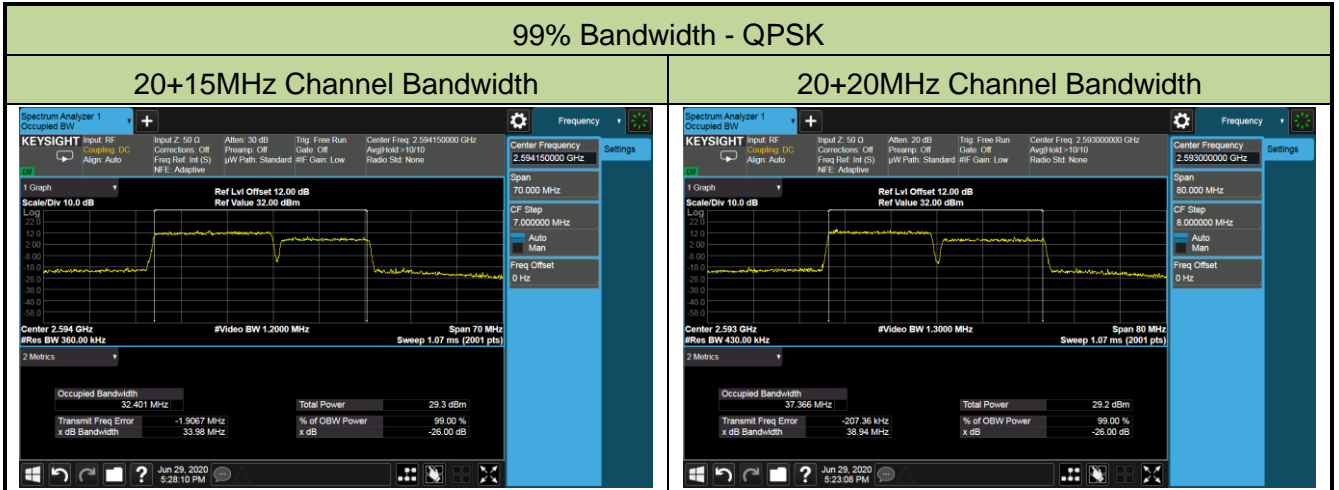
## 20+5MHz Channel Bandwidth



## 20+10MHz Channel Bandwidth

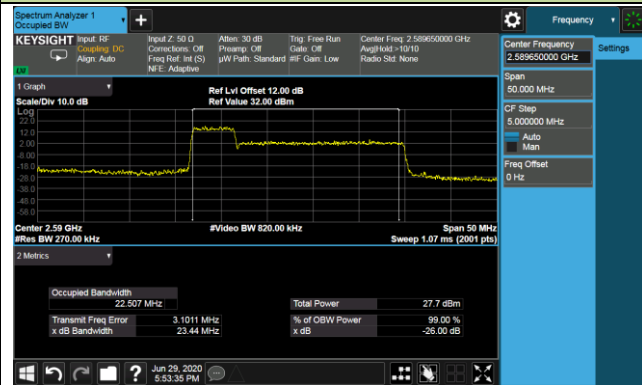




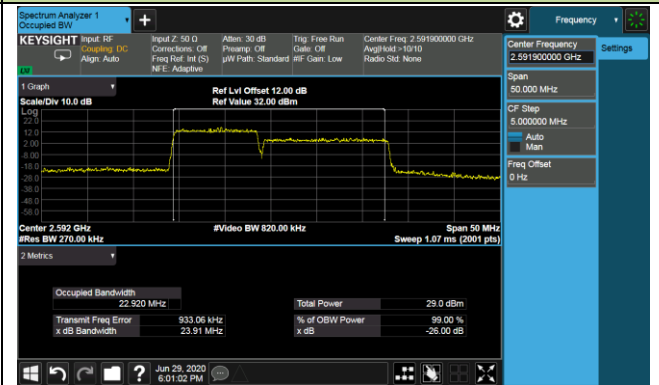


## 99% Bandwidth - 16QAM

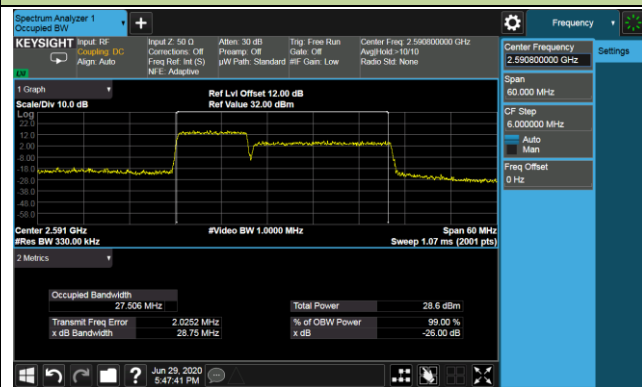
## 5+20MHz Channel Bandwidth



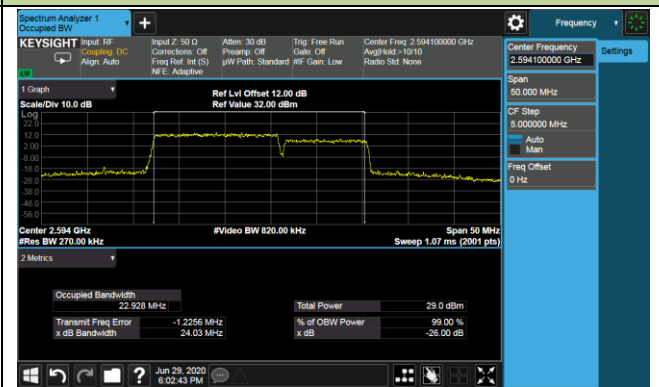
## 10+15MHz Channel Bandwidth



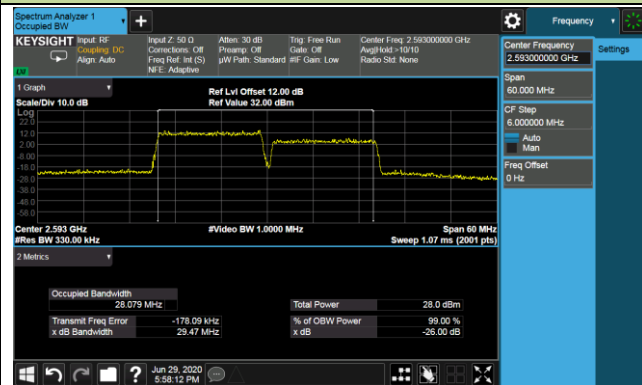
## 10+20MHz Channel Bandwidth



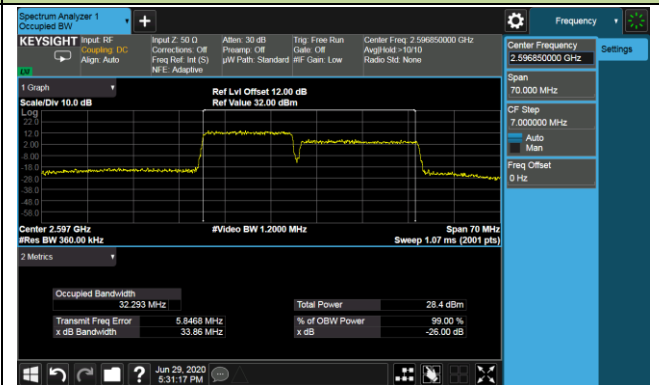
## 15+10MHz Channel Bandwidth



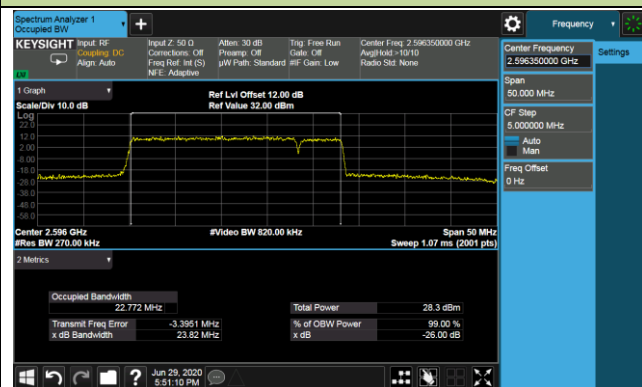
## 15+15MHz Channel Bandwidth



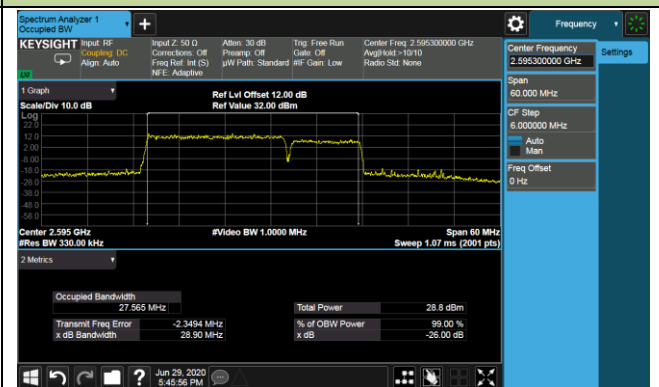
## 15+20MHz Channel Bandwidth

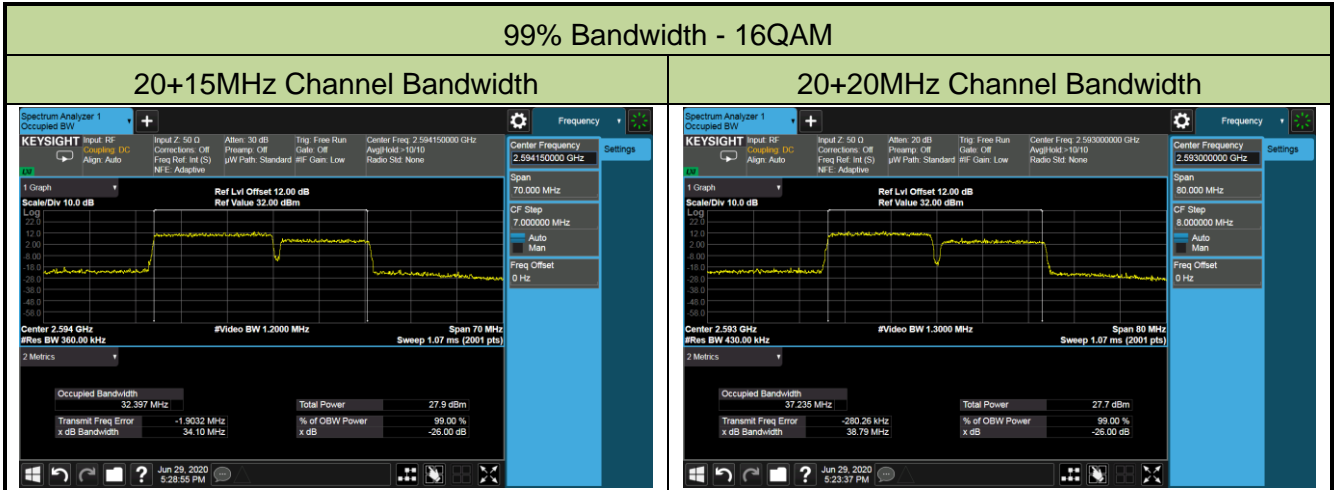


## 20+5MHz Channel Bandwidth



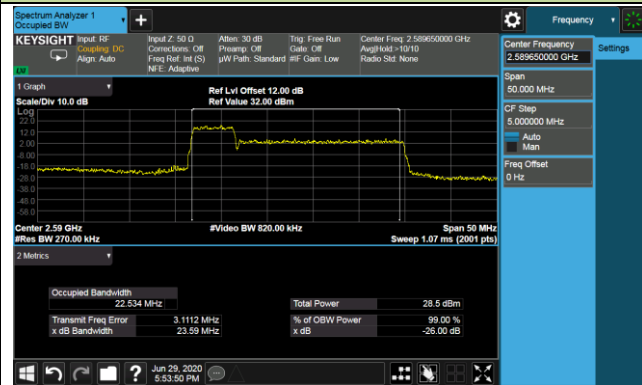
## 20+10MHz Channel Bandwidth



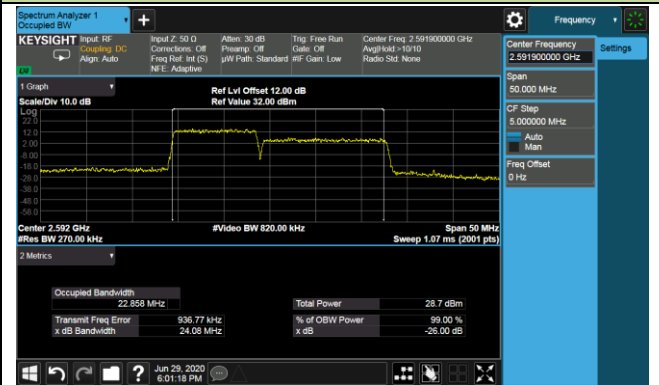


## 99% Bandwidth - 64QAM

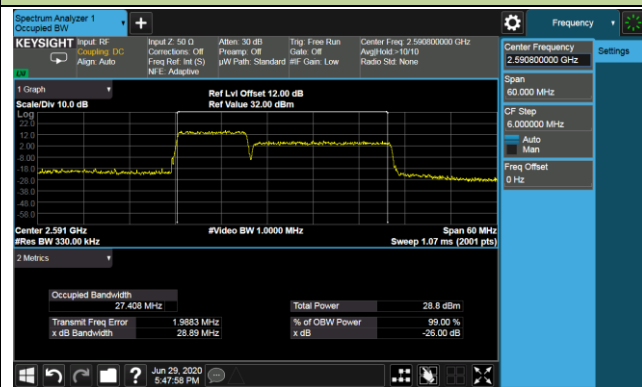
## 5+20MHz Channel Bandwidth



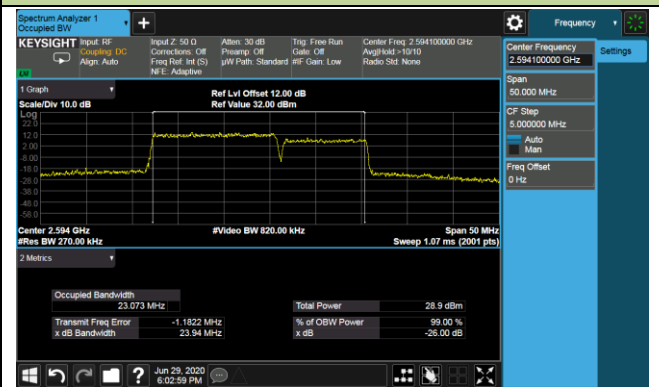
## 10+15MHz Channel Bandwidth



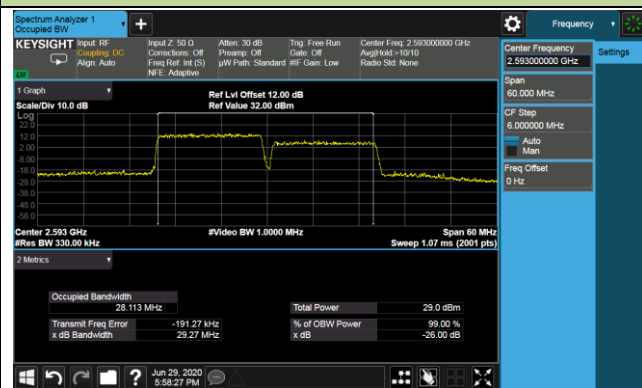
## 10+20MHz Channel Bandwidth



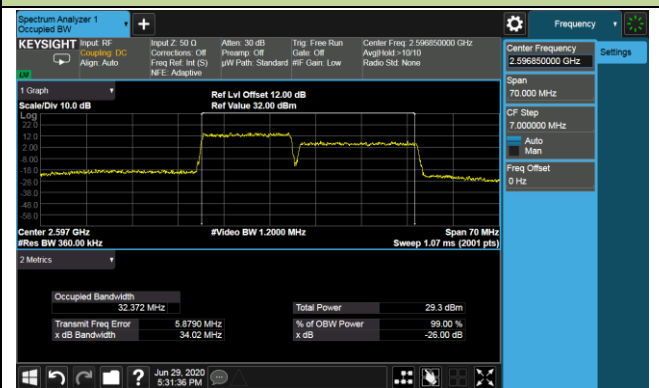
## 15+10MHz Channel Bandwidth



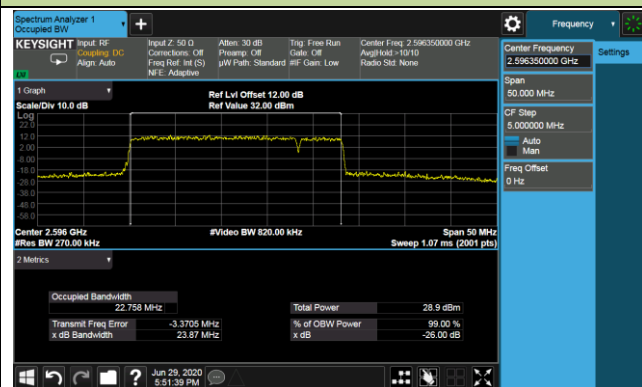
## 15+15MHz Channel Bandwidth



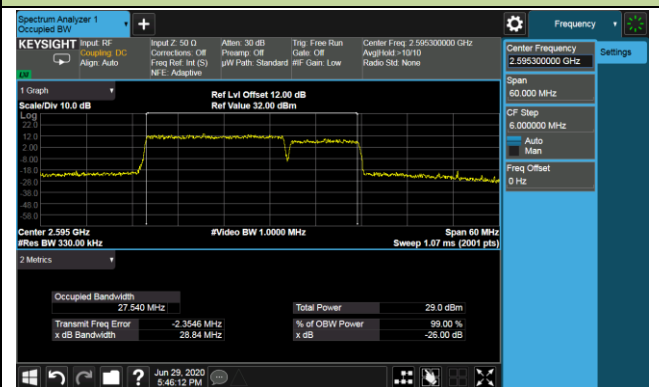
## 15+20MHz Channel Bandwidth

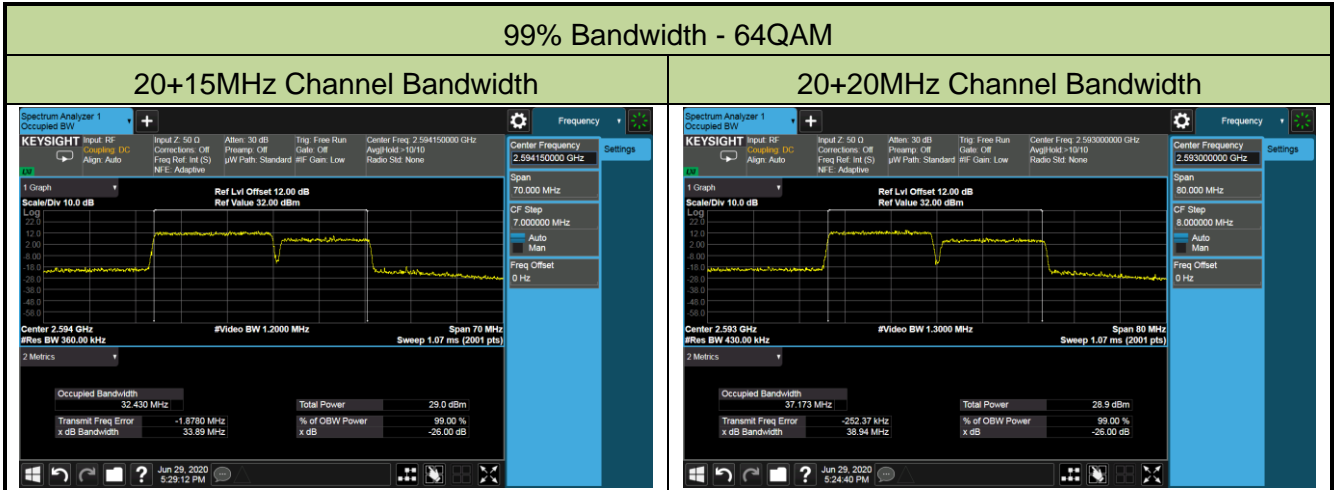


## 20+5MHz Channel Bandwidth



## 20+10MHz Channel Bandwidth



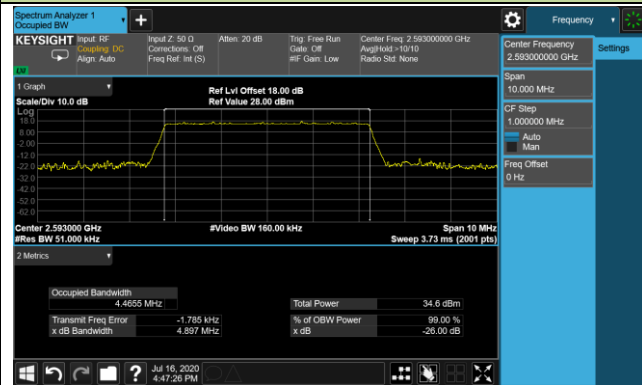


Product	LTE-A Cat 16 M.2 Module	Test Engineer	Candy Luo
Test Date	2020/07/16	Test Site	SR6
Test Band	LTE Band 41 For HPUE		

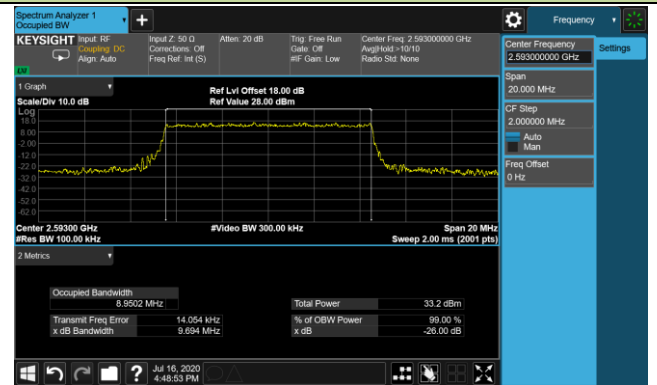
Modulation	Frequency (MHz)	Bandwidth (MHz)	99% Bandwidth (MHz)
QPSK	2595.0	5	4.47
		10	8.95
		15	13.41
		20	17.86
16QAM	2595.0	5	4.46
		10	8.95
		15	13.43
		20	17.88
64QAM	2595.0	5	4.48
		10	8.94
		15	13.41
		20	17.85

## 99% Bandwidth - QPSK

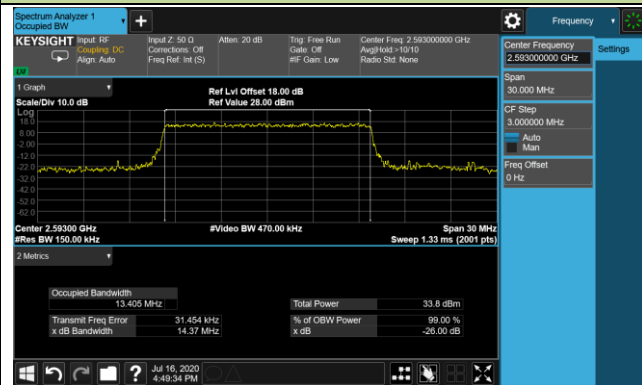
## 5MHz Channel Bandwidth



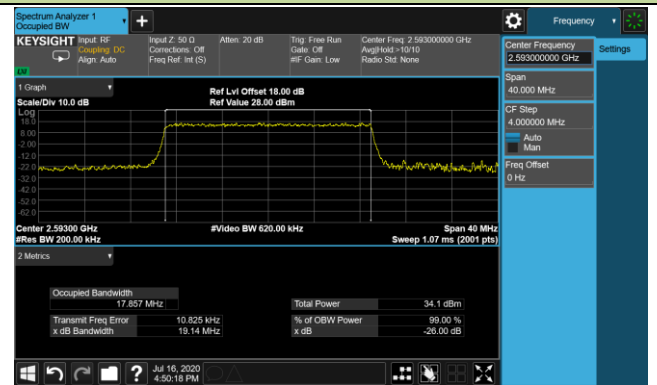
## 10MHz Channel Bandwidth



## 15MHz Channel Bandwidth

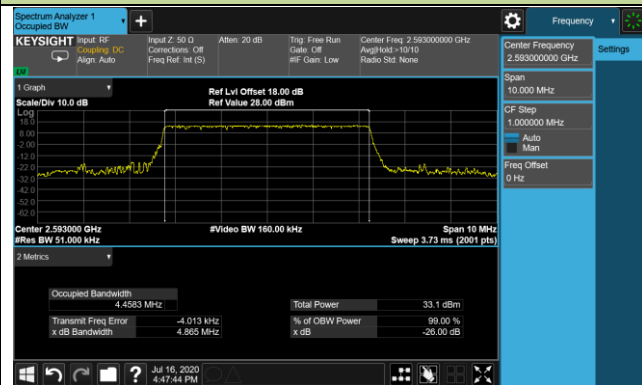


## 20MHz Channel Bandwidth

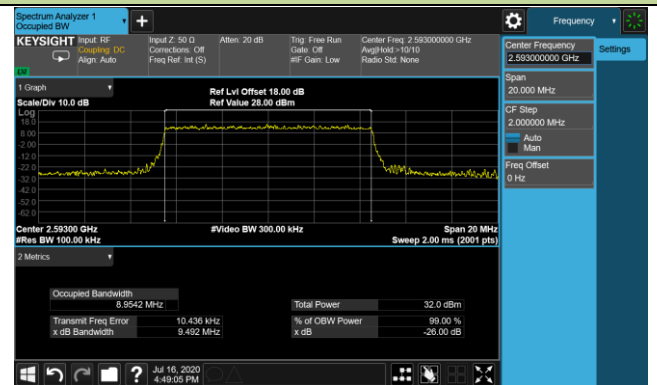


## 99% Bandwidth - 16QAM

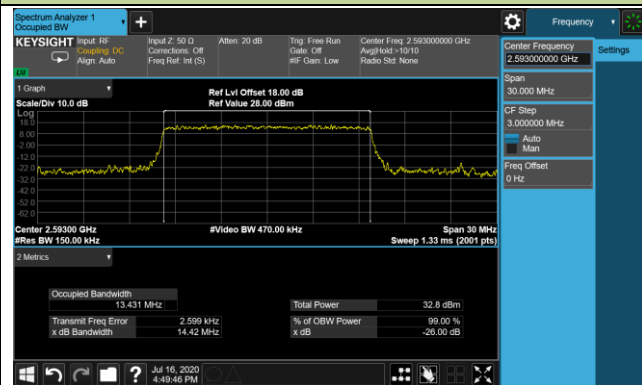
## 5MHz Channel Bandwidth



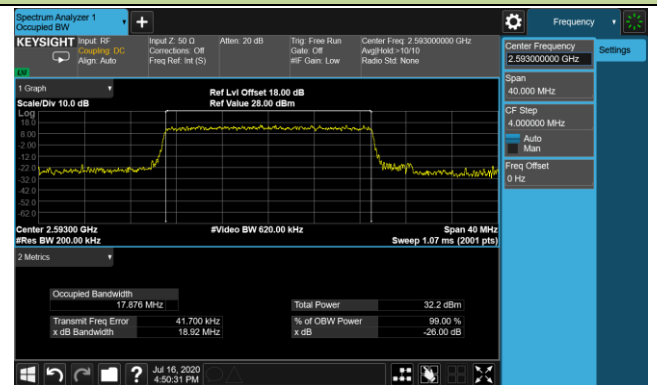
## 10MHz Channel Bandwidth



## 15MHz Channel Bandwidth

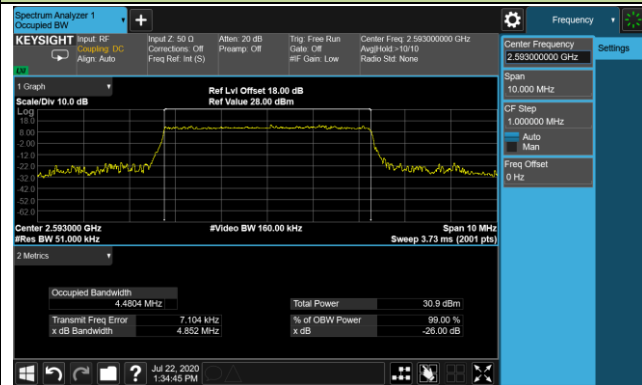


## 20MHz Channel Bandwidth



## 99% Bandwidth - 64QAM

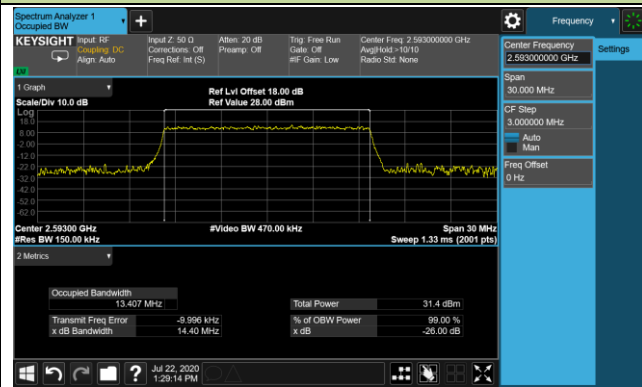
## 5MHz Channel Bandwidth



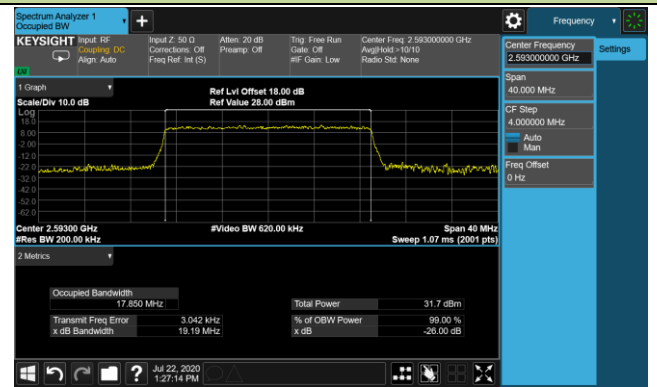
## 10MHz Channel Bandwidth



## 15MHz Channel Bandwidth



## 20MHz Channel Bandwidth





### **5.3. Frequency Stability Measurement**

#### **5.3.1. Test Limit**

The frequency stability shall be measured by variation of ambient temperature and variation of primary supply voltage to ensure that the fundamental emission stays within the authorized frequency block. The frequency stability of the transmitter shall be maintained within  $\pm 0.00025\%$  ( $\pm 2.5\text{ppm}$ ) of the center frequency.

#### **5.3.2. Test Procedures Used**

ANSI C63.26-2015 - Section 5.6

#### **5.3.3. Test Setting**

##### **Frequency Stability Under Temperature Variations:**


The equipment under test was connected to an external AC or DC power supply and input rated voltage. RF output was connected to a frequency counter or spectrum analyzer via feed through attenuators. The EUT was placed inside the temperature chamber. Set the spectrum analyzer RBW low enough to obtain the desired frequency resolution and measure EUT 20°C operating frequency as reference frequency. Turn EUT off and set the chamber temperature to highest. After the temperature stabilized for approximately 30 minutes recorded the frequency. Repeat step measure with 10°C decreased per stage until the lowest temperature reached.

##### **Frequency Stability Under Voltage Variations:**

Set chamber temperature to 20°C. Use a variable AC power supply / DC power source to power the EUT and set the voltage to rated voltage. Set the spectrum analyzer RBW low enough to obtain the desired frequency resolution and recorded the frequency.

Reduce the input voltage to specify extreme voltage variation ( $\pm 15\%$ ) and endpoint, record the maximum frequency change.

### 5.3.4. Test Setup



### 5.3.5. Test Result

Product	LTE-A Cat 16 M.2 Module	Temperature	-30 ~ 50°C
Test Engineer	Candy Luo	Relative Humidity	52%
Test Site	TR3	Test Date	2020/07/15
Test Band	LTE Band 2/25		

Voltage (%)	Power (VDC)	Temp (°C)	Frequency Tolerance (ppm)
100%	3.7	- 30	-0.1882
		- 20	-0.1967
		- 10	-0.1941
		0	-0.1971
		+ 10	-0.1920
		+ 20 (Ref)	-0.1978
		+ 30	-0.1943
		+ 40	-0.1941
		+ 50	-0.1972
115%	4.2	+ 20	-0.1951
85%	3.1	+ 20	-0.1937

Product	LTE-A Cat 16 M.2 Module	Temperature	-30 ~ 50°C
Test Engineer	Candy Luo	Relative Humidity	52%
Test Site	TR3	Test Date	2020/07/15
Test Band	LTE Band 4/66		

Voltage (%)	Power (VDC)	Temp (°C)	Frequency Tolerance (ppm)
100%	3.7	- 30	-0.1960
		- 20	-0.1968
		- 10	-0.1980
		0	-0.1964
		+ 10	-0.1870
		+ 20 (Ref)	-0.2012
		+ 30	-0.1939
		+ 40	-0.1917
		+ 50	-0.1821
115%	4.2	+ 20	-0.1701
85%	3.1	+ 20	-0.1895

Product	LTE-A Cat 16 M.2 Module	Temperature	-30 ~ 50°C
Test Engineer	Candy Luo	Relative Humidity	52%
Test Site	TR3	Test Date	2020/07/15
Test Band	LTE Band 5/26		

Voltage (%)	Power (VDC)	Temp (°C)	Frequency Tolerance (ppm)
100%	3.7	- 30	-0.1960
		- 20	-0.1968
		- 10	-0.1980
		0	-0.1964
		+ 10	-0.1870
		+ 20 (Ref)	-0.1884
		+ 30	-0.1969
		+ 40	-0.1908
		+ 50	-0.1952
115%	4.2	+ 20	-0.1965
85%	3.1	+ 20	-0.1869

Product	LTE-A Cat 16 M.2 Module	Temperature	-30 ~ 50°C
Test Engineer	Candy Luo	Relative Humidity	52%
Test Site	SR6	Test Date	2020/07/15
Test Band	LTE Band 7		

Voltage (%)	Power (VDC)	Temp (°C)	Frequency Tolerance (ppm)
100%	3.7	- 30	0.0041
		- 20	0.0042
		- 10	0.0039
		0	0.0039
		+ 10	0.0045
		+ 20 (Ref)	0.0038
		+ 30	0.0037
		+ 40	0.0031
		+ 50	0.0035
115%	4.2	+ 20	0.0025
85%	3.1	+ 20	0.0041

Product	LTE-A Cat 16 M.2 Module	Temperature	-30 ~ 50°C
Test Engineer	Candy Luo	Relative Humidity	52%
Test Site	SR6	Test Date	2020/07/15
Test Band	LTE Band 12		

Voltage (%)	Power (VDC)	Temp (°C)	Frequency Tolerance (ppm)
100%	3.7	- 30	0.0067
		- 20	0.0087
		- 10	0.0075
		0	0.0094
		+ 10	0.0078
		+ 20 (Ref)	0.0030
		+ 30	0.0063
		+ 40	0.0062
		+ 50	0.0079
115%	4.2	+ 20	0.0060
85%	3.1	+ 20	0.0092

Product	LTE-A Cat 16 M.2 Module	Temperature	-30 ~ 50°C
Test Engineer	Candy Luo	Relative Humidity	52%
Test Site	SR6	Test Date	2020/07/15
Test Band	LTE Band 13		

Voltage (%)	Power (VDC)	Temp (°C)	Frequency Tolerance (ppm)
100%	3.7	- 30	0.0074
		- 20	0.0074
		- 10	0.0069
		0	0.0070
		+ 10	0.0056
		+ 20 (Ref)	0.0057
		+ 30	0.0068
		+ 40	0.0050
		+ 50	0.0040
115%	4.2	+ 20	0.0059
85%	3.1	+ 20	0.0073



Product	LTE-A Cat 16 M.2 Module	Temperature	-30 ~ 50°C
Test Engineer	Candy Luo	Relative Humidity	52%
Test Site	TR3	Test Date	2020/07/15
Test Band	LTE Band 38/41		

Voltage (%)	Power (VDC)	Temp (°C)	Frequency Tolerance (ppm)
100%	3.7	- 30	0.0032
		- 20	0.0039
		- 10	0.0033
		0	0.0040
		+ 10	0.0034
		+ 20 (Ref)	0.0034
		+ 30	0.0031
		+ 40	0.0037
		+ 50	0.0029
115%	4.2	+ 20	0.0035
85%	3.1	+ 20	0.0037

Product	LTE-A Cat 16 M.2 Module	Temperature	-30 ~ 50°C
Test Engineer	Candy Luo	Relative Humidity	52%
Test Site	TR3	Test Date	2020/07/17
Test Band	LTE Band 41 For HPUE		

Voltage (%)	Power (VDC)	Temp (°C)	Frequency Tolerance (ppm)
100%	3.7	- 30	0.0038
		- 20	0.0031
		- 10	0.0030
		0	0.0028
		+ 10	0.0026
		+ 20 (Ref)	0.0034
		+ 30	0.0029
		+ 40	0.0029
		+ 50	0.0029
115%	4.2	+ 20	0.0035
85%	3.1	+ 20	0.0033

## 5.4. Equivalent Isotropically Radiated Power Measurement

### 5.4.1. Test Limit

#### Band 5/26:

The ERP of mobile transmitters and auxiliary test transmitters must not exceed 7 watts.

#### Band 12, 13

Control stations and mobile stations transmitting in the 746-757 MHz, 776-788 MHz, and 805-806 MHz bands and fixed stations transmitting in the 787-788 MHz and 805-806MHz bands are limited to 30 watts ERP.

Portable stations (hand-held devices) in the 600 MHz uplink band and the 698-746 MHz band, and fixed and mobile stations in the 600 MHz uplink band are limited to 3 watts ERP.

#### Band 2/25, 7, 38/41:

Mobile and portable stations are limited to 2 watts EIRP and the equipment must employ a means for limiting power to the minimum necessary for successful communications.

#### Band 4/66:

Fixed, mobile, and portable (hand-held) stations operating in the 1710-1755 MHz band and mobile and portable stations operating in the 1695-1710 MHz and 1755-1780 MHz bands are limited to 1 watt EIRP.

### 5.4.2. Test Procedures Used

ANSI C63.26-2015 - Section 5.2

### 5.4.3. Test Setting

Average power measurements were performed only when the EUT was transmitting at its maximum power control level using a broadband power meter with a pulse sensor. The power meter implemented triggering and gating capabilities which were set up such that power measurements were recorded only during the ON time of the transmitter.

The relevant equation for determining the maximum ERP or EIRP from the measured RF output power is given in Equation (1) as follows:

$$\text{ERP or EIRP} = P_{\text{Meas}} + G_{\text{T}}$$

where


ERP or EIRP effective radiated power or equivalent isotropically radiated power, respectively (expressed in the same units as  $P_{\text{Meas}}$ , e.g., dBm or dBW)

$P_{\text{Meas}}$  measured transmitter output power or PSD, in dBm or dBW

$G_{\text{T}}$  gain of the transmitting antenna, in dBd (ERP) or dBi (EIRP)

$$\text{ERP} = \text{EIRP} - 2.15$$

### 5.4.4. Test Setup



**5.4.5. Test Result**

Product	LTE-A Cat 16 M.2 Module	Test Engineer	Candy Luo
Test Date	2020/08/17	Test Site	SR6
Test Band	Band 2/25		

Channel No.	Frequency (MHz)	Channel Bandwidth (MHz)	RB Size	RB Offset	Output Power (dBm)	EIRP (dBm)	Limit (dBm)
<b>QPSK</b>							
26047	1850.70	1.4	1	0	23.71	24.86	< 33.01
26365	1882.50				23.43	24.58	< 33.01
26683	1914.30				23.61	24.76	< 33.01
26047	1850.70	1.4	1	2	23.66	24.81	< 33.01
26365	1882.50				23.56	24.71	< 33.01
26683	1914.30				23.72	24.87	< 33.01
26047	1850.70	1.4	1	6	23.65	24.80	< 33.01
26365	1882.50				23.53	24.68	< 33.01
26683	1914.30				23.64	24.79	< 33.01
26047	1850.70	1.4	6	0	23.24	24.39	< 33.01
26365	1882.50				23.21	24.36	< 33.01
26683	1914.30				23.40	24.55	< 33.01
26055	1851.50	3	1	0	23.84	24.99	< 33.01
26365	1882.50				23.73	24.88	< 33.01
26675	1913.50				23.71	24.86	< 33.01
26055	1851.50	3	1	7	23.94	25.09	< 33.01
26365	1882.50				23.81	24.96	< 33.01
26675	1913.50				23.87	25.02	< 33.01
26055	1851.50	3	1	14	23.81	24.96	< 33.01
26365	1882.50				23.73	24.88	< 33.01
26675	1913.50				23.75	24.90	< 33.01
26055	1851.50	3	15	0	23.03	24.18	< 33.01
26365	1882.50				23.01	24.16	< 33.01
26675	1913.50				23.03	24.18	< 33.01

Note: The EIRP (dBm) = Output Power (dBm) + Antenna Gain (dBi)

Channel No.	Frequency (MHz)	Channel Bandwidth (MHz)	RB Size	RB Offset	Output Power (dBm)	EIRP (dBm)	Limit (dBm)
<b>QPSK</b>							
26065	1852.50	5	1	0	23.78	24.93	< 33.01
26365	1882.50				23.53	24.68	< 33.01
26665	1912.50				23.29	24.44	< 33.01
26065	1852.50	5	1	12	23.89	25.04	< 33.01
26365	1882.50				23.85	25.00	< 33.01
26665	1912.50				23.04	24.19	< 33.01
26065	1852.50	5	1	24	23.76	24.91	< 33.01
26365	1882.50				23.56	24.71	< 33.01
26665	1912.50				23.11	24.26	< 33.01
26065	1852.50	5	25	0	23.30	24.45	< 33.01
26365	1882.50				23.47	24.62	< 33.01
26665	1912.50				23.28	24.43	< 33.01
16390	1855.00	10	1	0	23.05	24.20	< 33.01
26365	1882.50				23.04	24.19	< 33.01
26640	1910.00				23.56	24.71	< 33.01
16390	1855.00	10	1	24	23.72	24.87	< 33.01
26365	1882.50				23.49	24.64	< 33.01
26640	1910.00				23.67	24.82	< 33.01
16390	1855.00	10	1	49	23.21	24.36	< 33.01
26365	1882.50				23.35	24.50	< 33.01
26640	1910.00				23.63	24.78	< 33.01
16390	1855.00	10	50	0	23.32	24.47	< 33.01
26365	1882.50				23.32	24.47	< 33.01
26640	1910.00				23.14	24.29	< 33.01
Note: The EIRP (dBm) = Output Power (dBm) + Antenna Gain (dBi)							

Channel No.	Frequency (MHz)	Channel Bandwidth (MHz)	RB Size	RB Offset	Output Power (dBm)	EIRP (dBm)	Limit (dBm)
<b>QPSK</b>							
26115	1857.50	15	1	0	23.63	24.78	< 33.01
26365	1882.50				23.95	25.10	< 33.01
26615	1907.50				23.88	25.03	< 33.01
26115	1857.50	15	1	37	23.98	25.13	< 33.01
26365	1882.50				23.86	25.01	< 33.01
26615	1907.50				23.65	24.80	< 33.01
26115	1857.50	15	1	74	23.69	24.84	< 33.01
26365	1882.50				23.66	24.81	< 33.01
26615	1907.50				23.70	24.85	< 33.01
26115	1857.50	15	75	0	23.15	24.30	< 33.01
26365	1882.50				23.24	24.39	< 33.01
26615	1907.50				23.14	24.29	< 33.01
26140	1860.00	20	1	0	23.68	24.83	< 33.01
26365	1882.50				23.84	24.99	< 33.01
26590	1905.00				23.75	24.90	< 33.01
26140	1860.00	20	1	49	23.75	24.90	< 33.01
26365	1882.50				23.76	24.91	< 33.01
26590	1905.00				23.81	24.96	< 33.01
26140	1860.00	20	1	99	23.69	24.84	< 33.01
26365	1882.50				23.81	24.96	< 33.01
26590	1905.00				23.85	25.00	< 33.01
26140	1860.00	20	100	0	23.15	24.30	< 33.01
26365	1882.50				23.36	24.51	< 33.01
26590	1905.00				23.12	24.27	< 33.01
Note: The EIRP (dBm) = Output Power (dBm) + Antenna Gain (dBi)							

Channel No.	Frequency (MHz)	Channel Bandwidth (MHz)	RB Size	RB Offset	Output Power (dBm)	EIRP (dBm)	Limit (dBm)
16QAM							
26047	1850.70	1.4	1	0	22.81	23.96	< 33.01
26365	1882.50				22.52	23.67	< 33.01
26683	1914.30				22.72	23.87	< 33.01
26047	1850.70	1.4	1	2	22.85	24.00	< 33.01
26365	1882.50				22.61	23.76	< 33.01
26683	1914.30				22.75	23.90	< 33.01
26047	1850.70	1.4	1	6	22.78	23.93	< 33.01
26365	1882.50				22.57	23.72	< 33.01
26683	1914.30				22.69	23.84	< 33.01
26047	1850.70	1.4	6	0	21.89	23.04	< 33.01
26365	1882.50				21.58	22.73	< 33.01
26683	1914.30				21.65	22.80	< 33.01
26055	1851.50	3	1	0	23.06	24.21	< 33.01
26365	1882.50				23.81	24.96	< 33.01
26675	1913.50				23.24	24.39	< 33.01
26055	1851.50	3	1	7	23.12	24.27	< 33.01
26365	1882.50				22.87	24.02	< 33.01
26675	1913.50				23.37	24.52	< 33.01
26055	1851.50	3	1	14	23.00	24.15	< 33.01
26365	1882.50				22.78	23.93	< 33.01
26675	1913.50				23.25	24.40	< 33.01
26055	1851.50	3	15	0	22.04	23.19	< 33.01
26365	1882.50				21.95	23.10	< 33.01
26675	1913.50				21.95	23.10	< 33.01

Note: The EIRP (dBm) = Output Power (dBm) + Antenna Gain (dBi)



Channel No.	Frequency (MHz)	Channel Bandwidth (MHz)	RB Size	RB Offset	Output Power (dBm)	EIRP (dBm)	Limit (dBm)
16QAM							
26065	1852.50	5	1	0	23.15	24.30	< 33.01
26365	1882.50				22.65	23.80	< 33.01
26665	1912.50				22.64	23.79	< 33.01
26065	1852.50	5	1	12	23.34	24.49	< 33.01
26365	1882.50				22.91	24.06	< 33.01
26665	1912.50				22.79	23.94	< 33.01
26065	1852.50	5	1	24	23.07	24.22	< 33.01
26365	1882.50				22.65	23.80	< 33.01
26665	1912.50				22.73	23.88	< 33.01
26065	1852.50	5	25	0	22.13	23.28	< 33.01
26365	1882.50				21.86	23.01	< 33.01
26665	1912.50				21.98	23.13	< 33.01
16390	1855.00	10	1	0	22.44	23.59	< 33.01
26365	1882.50				22.05	23.20	< 33.01
26640	1910.00				23.25	24.40	< 33.01
16390	1855.00	10	1	24	22.93	24.08	< 33.01
26365	1882.50				22.56	23.71	< 33.01
26640	1910.00				23.17	24.32	< 33.01
16390	1855.00	10	1	49	22.29	23.44	< 33.01
26365	1882.50				21.91	23.06	< 33.01
26640	1910.00				23.22	24.37	< 33.01
16390	1855.00	10	50	0	21.95	23.10	< 33.01
26365	1882.50				21.57	22.72	< 33.01
26640	1910.00				21.68	22.83	< 33.01
Note: The EIRP (dBm) = Output Power (dBm) + Antenna Gain (dBi)							

Channel No.	Frequency (MHz)	Channel Bandwidth (MHz)	RB Size	RB Offset	Output Power (dBm)	EIRP (dBm)	Limit (dBm)
16QAM							
26115	1857.50	15	1	0	23.36	24.51	< 33.01
26365	1882.50				23.21	24.36	< 33.01
26615	1907.50				22.95	24.10	< 33.01
26115	1857.50	15	1	37	23.38	24.53	< 33.01
26365	1882.50				23.52	24.67	< 33.01
26615	1907.50				23.07	24.22	< 33.01
26115	1857.50	15	1	74	23.02	24.17	< 33.01
26365	1882.50				23.41	24.56	< 33.01
26615	1907.50				23.06	24.21	< 33.01
26115	1857.50	15	75	0	22.37	23.52	< 33.01
26365	1882.50				21.81	22.96	< 33.01
26615	1907.50				22.05	23.20	< 33.01
26140	1860.00	20	1	0	23.10	24.25	< 33.01
26365	1882.50				22.96	24.11	< 33.01
26590	1905.00				23.39	24.54	< 33.01
26140	1860.00	20	1	49	23.03	24.18	< 33.01
26365	1882.50				22.93	24.08	< 33.01
26590	1905.00				23.43	24.58	< 33.01
26140	1860.00	20	1	99	23.01	24.16	< 33.01
26365	1882.50				22.89	24.04	< 33.01
26590	1905.00				23.40	24.55	< 33.01
26140	1860.00	20	100	0	21.94	23.09	< 33.01
26365	1882.50				21.60	22.75	< 33.01
26590	1905.00				21.89	23.04	< 33.01

Note: The EIRP (dBm) = Output Power (dBm) + Antenna Gain (dBi)

Channel No.	Frequency (MHz)	Channel Bandwidth (MHz)	RB Size	RB Offset	Output Power (dBm)	EIRP (dBm)	Limit (dBm)
64QAM							
26047	1850.70	1.4	1	0	21.72	22.87	< 33.01
26365	1882.50				21.52	22.67	< 33.01
26683	1914.30				21.26	22.41	< 33.01
26047	1850.70	1.4	1	2	21.74	22.89	< 33.01
26365	1882.50				21.56	22.71	< 33.01
26683	1914.30				21.34	22.49	< 33.01
26047	1850.70	1.4	1	6	21.65	22.80	< 33.01
26365	1882.50				21.58	22.73	< 33.01
26683	1914.30				21.29	22.44	< 33.01
26047	1850.70	1.4	6	0	21.02	22.17	< 33.01
26365	1882.50				20.97	22.12	< 33.01
26683	1914.30				20.69	21.84	< 33.01
26055	1851.50	3	1	0	21.91	23.06	< 33.01
26365	1882.50				21.69	22.84	< 33.01
26675	1913.50				21.18	22.33	< 33.01
26055	1851.50	3	1	7	22.12	23.27	< 33.01
26365	1882.50				21.71	22.86	< 33.01
26675	1913.50				21.08	22.23	< 33.01
26055	1851.50	3	1	14	22.03	23.18	< 33.01
26365	1882.50				21.69	22.84	< 33.01
26675	1913.50				20.90	22.05	< 33.01
26055	1851.50	3	15	0	21.21	22.36	< 33.01
26365	1882.50				21.08	22.23	< 33.01
26675	1913.50				20.86	22.01	< 33.01
Note: The EIRP (dBm) = Output Power (dBm) + Antenna Gain (dBi)							

Channel No.	Frequency (MHz)	Channel Bandwidth (MHz)	RB Size	RB Offset	Output Power (dBm)	EIRP (dBm)	Limit (dBm)
<b>64QAM</b>							
26065	1852.50	5	1	0	21.91	23.06	< 33.01
26365	1882.50				21.79	22.94	< 33.01
26665	1912.50				21.71	22.86	< 33.01
26065	1852.50	5	1	12	22.19	23.34	< 33.01
26365	1882.50				22.09	23.24	< 33.01
26665	1912.50				21.42	22.57	< 33.01
26065	1852.50	5	1	24	21.97	23.12	< 33.01
26365	1882.50				21.81	22.96	< 33.01
26665	1912.50				21.14	22.29	< 33.01
26065	1852.50	5	25	0	21.16	22.31	< 33.01
26365	1882.50				20.86	22.01	< 33.01
26665	1912.50				20.55	21.70	< 33.01
16390	1855.00	10	1	0	21.29	22.44	< 33.01
26365	1882.50				21.13	22.28	< 33.01
26640	1910.00				21.79	22.94	< 33.01
16390	1855.00	10	1	24	21.98	23.13	< 33.01
26365	1882.50				21.68	22.83	< 33.01
26640	1910.00				21.91	23.06	< 33.01
16390	1855.00	10	1	49	21.25	22.40	< 33.01
26365	1882.50				20.87	22.02	< 33.01
26640	1910.00				21.56	22.71	< 33.01
16390	1855.00	10	50	0	20.73	21.88	< 33.01
26365	1882.50				20.72	21.87	< 33.01
26640	1910.00				20.66	21.81	< 33.01
Note: The EIRP (dBm) = Output Power (dBm) + Antenna Gain (dBi)							

Channel No.	Frequency (MHz)	Channel Bandwidth (MHz)	RB Size	RB Offset	Output Power (dBm)	EIRP (dBm)	Limit (dBm)
<b>64QAM</b>							
26115	1857.50	15	1	0	22.01	23.16	< 33.01
26365	1882.50				22.21	23.36	< 33.01
26615	1907.50				22.03	23.18	< 33.01
26115	1857.50	15	1	37	22.31	23.46	< 33.01
26365	1882.50				22.14	23.29	< 33.01
26615	1907.50				22.06	23.21	< 33.01
26115	1857.50	15	1	74	22.16	23.31	< 33.01
26365	1882.50				22.06	23.21	< 33.01
26615	1907.50				21.39	22.54	< 33.01
26115	1857.50	15	75	0	21.08	22.23	< 33.01
26365	1882.50				21.65	22.80	< 33.01
26615	1907.50				20.98	22.13	< 33.01
26140	1860.00	20	1	0	22.01	23.16	< 33.01
26365	1882.50				21.87	23.02	< 33.01
26590	1905.00				21.71	22.86	< 33.01
26140	1860.00	20	1	49	21.89	23.04	< 33.01
26365	1882.50				22.03	23.18	< 33.01
26590	1905.00				21.64	22.79	< 33.01
26140	1860.00	20	1	99	21.97	23.12	< 33.01
26365	1882.50				21.97	23.12	< 33.01
26590	1905.00				22.01	23.16	< 33.01
26140	1860.00	20	100	0	21.09	22.24	< 33.01
26365	1882.50				21.91	23.06	< 33.01
26590	1905.00				21.03	22.18	< 33.01
Note: The EIRP (dBm) = Output Power (dBm) + Antenna Gain (dBi)							

Product	LTE-A Cat 16 M.2 Module	Test Engineer	Candy Luo
Test Date	2020/08/17	Test Site	SR6
Test Band	Band 4/66		

Channel No.	Frequency (MHz)	Channel Bandwidth (MHz)	RB Size	RB Offset	Output Power (dBm)	EIRP (dBm)	Limit (dBm)
QPSK							
131979	1710.70	1.4	1	0	23.28	22.78	< 30.00
132322	1745.00				23.37	22.87	< 30.00
132665	1779.30				23.41	22.91	< 30.00
131979	1710.70	1.4	1	2	23.31	22.81	< 30.00
132322	1745.00				23.35	22.85	< 30.00
132665	1779.30				23.48	22.98	< 30.00
131979	1710.70	1.4	1	6	23.32	22.82	< 30.00
132322	1745.00				23.38	22.88	< 30.00
132665	1779.30				23.63	23.13	< 30.00
131979	1710.70	1.4	6	0	23.07	22.57	< 30.00
132322	1745.00				23.21	22.71	< 30.00
132665	1779.30				23.23	22.73	< 30.00
131987	1711.50	3	1	0	23.43	22.93	< 30.00
132322	1745.00				23.36	22.86	< 30.00
132657	1778.50				23.42	22.92	< 30.00
131987	1711.50	3	1	7	23.54	23.04	< 30.00
132322	1745.00				23.53	23.03	< 30.00
132657	1778.50				23.53	23.03	< 30.00
131987	1711.50	3	1	14	23.40	22.90	< 30.00
132322	1745.00				23.43	22.93	< 30.00
132657	1778.50				23.48	22.98	< 30.00
131987	1711.50	3	15	0	23.15	22.65	< 30.00
132322	1745.00				23.26	22.76	< 30.00
132657	1778.50				23.16	22.66	< 30.00

Note: The EIRP (dBm) = Output Power (dBm) + Antenna Gain (dBi)

Channel No.	Frequency (MHz)	Channel Bandwidth (MHz)	RB Size	RB Offset	Output Power (dBm)	EIRP (dBm)	Limit (dBm)
<b>QPSK</b>							
131997	1712.50	5	1	0	23.22	22.72	< 30.00
132322	1745.00				23.22	22.72	< 30.00
132647	1777.50				23.25	22.75	< 30.00
131997	1712.50	5	1	12	23.51	23.01	< 30.00
132322	1745.00				23.46	22.96	< 30.00
132647	1777.50				23.49	22.99	< 30.00
131997	1712.50	5	1	24	23.23	22.73	< 30.00
132322	1745.00				23.29	22.79	< 30.00
132647	1777.50				23.21	22.71	< 30.00
131997	1712.50	5	25	0	23.12	22.62	< 30.00
132322	1745.00				23.13	22.63	< 30.00
132647	1777.50				23.08	22.58	< 30.00
132022	1715.00	10	1	0	23.24	22.74	< 30.00
132322	1745.00				23.06	22.56	< 30.00
132622	1775.00				22.65	22.15	< 30.00
132022	1715.00	10	1	24	23.27	22.77	< 30.00
132322	1745.00				23.37	22.87	< 30.00
132622	1775.00				23.33	22.83	< 30.00
132022	1715.00	10	1	49	23.29	22.79	< 30.00
132322	1745.00				23.29	22.79	< 30.00
132622	1775.00				23.14	22.64	< 30.00
132022	1715.00	10	50	0	22.98	22.48	< 30.00
132322	1745.00				23.06	22.56	< 30.00
132622	1775.00				23.05	22.55	< 30.00

Note: The EIRP (dBm) = Output Power (dBm) + Antenna Gain (dBi)

Channel No.	Frequency (MHz)	Channel Bandwidth (MHz)	RB Size	RB Offset	Output Power (dBm)	EIRP (dBm)	Limit (dBm)
<b>QPSK</b>							
132047	1717.50	15	1	0	23.17	22.67	< 30.00
132322	1745.00				23.18	22.68	< 30.00
132597	1772.50				23.67	23.17	< 30.00
132047	1717.50	15	1	37	23.45	22.95	< 30.00
132322	1745.00				23.42	22.92	< 30.00
132597	1772.50				23.65	23.15	< 30.00
132047	1717.50	15	1	74	23.15	22.65	< 30.00
132322	1745.00				23.07	22.57	< 30.00
132597	1772.50				23.61	23.11	< 30.00
132047	1717.50	15	75	0	23.12	22.62	< 30.00
132322	1745.00				23.09	22.59	< 30.00
132597	1772.50				23.13	22.63	< 30.00
132072	1720.00	20	1	0	23.45	22.95	< 30.00
132322	1745.00				23.09	22.59	< 30.00
132572	1770.00				23.74	23.24	< 30.00
132072	1720.00	20	1	49	23.48	22.98	< 30.00
132322	1745.00				23.71	23.21	< 30.00
132572	1770.00				23.65	23.15	< 30.00
132072	1720.00	20	1	99	23.23	22.73	< 30.00
132322	1745.00				23.51	23.01	< 30.00
132572	1770.00				23.59	23.09	< 30.00
132072	1720.00	20	100	0	23.03	22.53	< 30.00
132322	1745.00				23.09	22.59	< 30.00
132572	1770.00				23.06	22.56	< 30.00
Note: The EIRP (dBm) = Output Power (dBm) + Antenna Gain (dBi)							



Channel No.	Frequency (MHz)	Channel Bandwidth (MHz)	RB Size	RB Offset	Output Power (dBm)	EIRP (dBm)	Limit (dBm)
16QAM							
131979	1710.70	1.4	1	0	22.44	21.94	< 30.00
132322	1745.00				22.35	21.85	< 30.00
132665	1779.30				22.48	21.98	< 30.00
131979	1710.70	1.4	1	2	22.53	22.03	< 30.00
132322	1745.00				22.46	21.96	< 30.00
132665	1779.30				22.59	22.09	< 30.00
131979	1710.70	1.4	1	6	22.46	21.96	< 30.00
132322	1745.00				22.43	21.93	< 30.00
132665	1779.30				22.56	22.06	< 30.00
131979	1710.70	1.4	6	0	21.62	21.12	< 30.00
132322	1745.00				21.48	20.98	< 30.00
132665	1779.30				21.48	20.98	< 30.00
131987	1711.50	3	1	0	22.43	21.93	< 30.00
132322	1745.00				22.57	22.07	< 30.00
132657	1778.50				22.96	22.46	< 30.00
131987	1711.50	3	1	7	22.58	22.08	< 30.00
132322	1745.00				22.75	22.25	< 30.00
132657	1778.50				23.11	22.61	< 30.00
131987	1711.50	3	1	14	22.51	22.01	< 30.00
132322	1745.00				22.58	22.08	< 30.00
132657	1778.50				23.03	22.53	< 30.00
131987	1711.50	3	15	0	21.69	21.19	< 30.00
132322	1745.00				21.62	21.12	< 30.00
132657	1778.50				21.72	21.22	< 30.00
Note: The EIRP (dBm) = Output Power (dBm) + Antenna Gain (dBi)							

Channel No.	Frequency (MHz)	Channel Bandwidth (MHz)	RB Size	RB Offset	Output Power (dBm)	EIRP (dBm)	Limit (dBm)
16QAM							
131997	1712.50	5	1	0	21.45	20.95	< 30.00
132322	1745.00				21.37	20.87	< 30.00
132647	1777.50				21.31	20.81	< 30.00
131997	1712.50	5	1	12	21.70	21.20	< 30.00
132322	1745.00				21.62	21.12	< 30.00
132647	1777.50				21.51	21.01	< 30.00
131997	1712.50	5	1	24	21.45	20.95	< 30.00
132322	1745.00				21.51	21.01	< 30.00
132647	1777.50				21.29	20.79	< 30.00
131997	1712.50	5	25	0	20.47	19.97	< 30.00
132322	1745.00				20.53	20.03	< 30.00
132647	1777.50				20.54	20.04	< 30.00
132022	1715.00	10	1	0	20.83	20.33	< 30.00
132322	1745.00				21.09	20.59	< 30.00
132622	1775.00				21.13	20.63	< 30.00
132022	1715.00	10	1	24	21.25	20.75	< 30.00
132322	1745.00				21.51	21.01	< 30.00
132622	1775.00				21.69	21.19	< 30.00
132022	1715.00	10	1	49	21.22	20.72	< 30.00
132322	1745.00				21.06	20.56	< 30.00
132622	1775.00				20.77	20.27	< 30.00
132022	1715.00	10	50	0	20.39	19.89	< 30.00
132322	1745.00				20.25	19.75	< 30.00
132622	1775.00				20.39	19.89	< 30.00

Note: The EIRP (dBm) = Output Power (dBm) + Antenna Gain (dBi)

Channel No.	Frequency (MHz)	Channel Bandwidth (MHz)	RB Size	RB Offset	Output Power (dBm)	EIRP (dBm)	Limit (dBm)
16QAM							
132047	1717.50	15	1	0	22.76	22.26	< 30.00
132322	1745.00				22.74	22.24	< 30.00
132597	1772.50				23.13	22.63	< 30.00
132047	1717.50	15	1	37	23.09	22.59	< 30.00
132322	1745.00				22.98	22.48	< 30.00
132597	1772.50				23.06	22.56	< 30.00
132047	1717.50	15	1	74	22.65	22.15	< 30.00
132322	1745.00				22.59	22.09	< 30.00
132597	1772.50				23.10	22.60	< 30.00
132047	1717.50	15	75	0	21.56	21.06	< 30.00
132322	1745.00				21.46	20.96	< 30.00
132597	1772.50				21.45	20.95	< 30.00
132072	1720.00	20	1	0	22.54	22.04	< 30.00
132322	1745.00				22.42	21.92	< 30.00
132572	1770.00				23.21	22.71	< 30.00
132072	1720.00	20	1	49	23.16	22.66	< 30.00
132322	1745.00				22.91	22.41	< 30.00
132572	1770.00				23.25	22.75	< 30.00
132072	1720.00	20	1	99	22.34	21.84	< 30.00
132322	1745.00				22.16	21.66	< 30.00
132572	1770.00				23.26	22.76	< 30.00
132072	1720.00	20	100	0	21.54	21.04	< 30.00
132322	1745.00				21.42	20.92	< 30.00
132572	1770.00				21.76	21.26	< 30.00
Note: The EIRP (dBm) = Output Power (dBm) + Antenna Gain (dBi)							

Channel No.	Frequency (MHz)	Channel Bandwidth (MHz)	RB Size	RB Offset	Output Power (dBm)	EIRP (dBm)	Limit (dBm)
64QAM							
131979	1710.70	1.4	1	0	21.35	20.85	< 30.00
132322	1745.00				21.71	21.21	< 30.00
132665	1779.30				21.12	20.62	< 30.00
131979	1710.70	1.4	1	2	21.38	20.88	< 30.00
132322	1745.00				21.75	21.25	< 30.00
132665	1779.30				21.25	20.75	< 30.00
131979	1710.70	1.4	1	6	21.37	20.87	< 30.00
132322	1745.00				21.68	21.18	< 30.00
132665	1779.30				21.22	20.72	< 30.00
131979	1710.70	1.4	6	0	20.56	20.06	< 30.00
132322	1745.00				20.47	19.97	< 30.00
132665	1779.30				20.38	19.88	< 30.00
131987	1711.50	3	1	0	21.35	20.85	< 30.00
132322	1745.00				21.56	21.06	< 30.00
132657	1778.50				21.78	21.28	< 30.00
131987	1711.50	3	1	7	21.48	20.98	< 30.00
132322	1745.00				21.67	21.17	< 30.00
132657	1778.50				21.71	21.21	< 30.00
131987	1711.50	3	1	14	21.43	20.93	< 30.00
132322	1745.00				21.58	21.08	< 30.00
132657	1778.50				21.56	21.06	< 30.00
131987	1711.50	3	15	0	20.63	20.13	< 30.00
132322	1745.00				20.70	20.20	< 30.00
132657	1778.50				20.51	20.01	< 30.00
Note: The EIRP (dBm) = Output Power (dBm) + Antenna Gain (dBi)							

Channel No.	Frequency (MHz)	Channel Bandwidth (MHz)	RB Size	RB Offset	Output Power (dBm)	EIRP (dBm)	Limit (dBm)
<b>64QAM</b>							
131997	1712.50	5	1	0	21.45	20.95	< 30.00
132322	1745.00				21.37	20.87	< 30.00
132647	1777.50				21.31	20.81	< 30.00
131997	1712.50	5	1	12	21.70	21.20	< 30.00
132322	1745.00				21.62	21.12	< 30.00
132647	1777.50				21.51	21.01	< 30.00
131997	1712.50	5	1	24	21.45	20.95	< 30.00
132322	1745.00				21.51	21.01	< 30.00
132647	1777.50				21.29	20.79	< 30.00
131997	1712.50	5	25	0	20.47	19.97	< 30.00
132322	1745.00				20.53	20.03	< 30.00
132647	1777.50				20.54	20.04	< 30.00
132022	1715.00	10	1	0	20.83	20.33	< 30.00
132322	1745.00				21.09	20.59	< 30.00
132622	1775.00				21.13	20.63	< 30.00
132022	1715.00	10	1	24	21.25	20.75	< 30.00
132322	1745.00				21.51	21.01	< 30.00
132622	1775.00				21.69	21.19	< 30.00
132022	1715.00	10	1	49	21.22	20.72	< 30.00
132322	1745.00				21.06	20.56	< 30.00
132622	1775.00				20.77	20.27	< 30.00
132022	1715.00	10	50	0	20.39	19.89	< 30.00
132322	1745.00				20.25	19.75	< 30.00
132622	1775.00				20.39	19.89	< 30.00
Note: The EIRP (dBm) = Output Power (dBm) + Antenna Gain (dBi)							

Channel No.	Frequency (MHz)	Channel Bandwidth (MHz)	RB Size	RB Offset	Output Power (dBm)	EIRP (dBm)	Limit (dBm)
64QAM							
132047	1717.50	15	1	0	21.48	20.98	< 30.00
132322	1745.00				21.69	21.19	< 30.00
132597	1772.50				21.96	21.46	< 30.00
132047	1717.50	15	1	37	21.78	21.28	< 30.00
132322	1745.00				21.87	21.37	< 30.00
132597	1772.50				22.02	21.52	< 30.00
132047	1717.50	15	1	74	21.38	20.88	< 30.00
132322	1745.00				21.46	20.96	< 30.00
132597	1772.50				21.40	20.90	< 30.00
132047	1717.50	15	75	0	20.56	20.06	< 30.00
132322	1745.00				20.49	19.99	< 30.00
132597	1772.50				20.53	20.03	< 30.00
132072	1720.00	20	1	0	21.06	20.56	< 30.00
132322	1745.00				21.39	20.89	< 30.00
132572	1770.00				21.68	21.18	< 30.00
132072	1720.00	20	1	49	21.75	21.25	< 30.00
132322	1745.00				21.81	21.31	< 30.00
132572	1770.00				21.61	21.11	< 30.00
132072	1720.00	20	1	99	20.94	20.44	< 30.00
132322	1745.00				21.03	20.53	< 30.00
132572	1770.00				21.04	20.54	< 30.00
132072	1720.00	20	100	0	20.51	20.01	< 30.00
132322	1745.00				20.41	19.91	< 30.00
132572	1770.00				20.56	20.06	< 30.00
Note: The EIRP (dBm) = Output Power (dBm) + Antenna Gain (dBi)							

Product	LTE-A Cat 16 M.2 Module	Test Engineer	Candy Luo
Test Date	2020/08/17	Test Site	SR6
Test Band	Band 5/26		

Channel No.	Frequency (MHz)	Channel Bandwidth (MHz)	RB Size	RB Offset	Output Power (dBm)	ERP (dBm)	Limit (dBm)
QPSK							
26697	814.70	1.4	1	0	23.81	23.51	< 38.45
26865	831.50				23.83	23.53	< 38.45
27033	848.30				23.77	23.47	< 38.45
26697	814.70	1.4	1	2	23.93	23.63	< 38.45
26865	831.50				23.92	23.62	< 38.45
27033	848.30				23.82	23.52	< 38.45
26697	814.70	1.4	1	6	23.89	23.59	< 38.45
26865	831.50				23.91	23.61	< 38.45
27033	848.30				23.77	23.47	< 38.45
26697	814.70	1.4	6	0	23.00	22.70	< 38.45
26865	831.50				23.25	22.95	< 38.45
27033	848.30				23.64	23.34	< 38.45
26705	815.50	3	1	0	23.89	23.59	< 38.45
26865	831.50				23.91	23.61	< 38.45
27025	846.50				23.86	23.56	< 38.45
26705	815.50	3	1	7	24.03	23.73	< 38.45
26865	831.50				23.97	23.67	< 38.45
27025	846.50				23.94	23.64	< 38.45
26705	815.50	3	1	14	23.89	23.59	< 38.45
26865	831.50				23.95	23.65	< 38.45
27025	846.50				23.79	23.49	< 38.45
26705	815.50	3	15	0	23.04	22.74	< 38.45
26865	831.50				23.02	22.72	< 38.45
27025	846.50				23.15	22.85	< 38.45

Note: The ERP (dBm) = Output Power (dBm) + Antenna Gain (dBi) - 2.15

Channel No.	Frequency (MHz)	Channel Bandwidth (MHz)	RB Size	RB Offset	Output Power (dBm)	ERP (dBm)	Limit (dBm)
<b>QPSK</b>							
26715	816.50	5	1	0	23.78	23.48	< 38.45
26865	831.50				23.89	23.59	< 38.45
27015	846.50				23.90	23.60	< 38.45
26715	816.50	5	1	12	24.06	23.76	< 38.45
26865	831.50				23.99	23.69	< 38.45
27015	846.50				23.83	23.53	< 38.45
26715	816.50	5	1	24	23.80	23.50	< 38.45
26865	831.50				23.88	23.58	< 38.45
27015	846.50				23.78	23.48	< 38.45
26715	816.50	5	25	0	23.02	22.72	< 38.45
26865	831.50				23.46	23.16	< 38.45
27015	844.00				23.40	23.10	< 38.45
26740	819.00	10	1	0	23.98	23.68	< 38.45
26865	831.50				23.92	23.62	< 38.45
26990	844.00				23.86	23.56	< 38.45
26740	819.00	10	1	24	23.82	23.52	< 38.45
26865	831.50				23.81	23.51	< 38.45
26990	844.00				23.73	23.43	< 38.45
26740	819.00	10	1	49	23.77	23.47	< 38.45
26865	831.50				23.73	23.43	< 38.45
26990	844.00				23.68	23.38	< 38.45
26740	819.00	10	50	0	23.33	23.03	< 38.45
26865	831.50				23.01	22.71	< 38.45
26990	844.00				23.29	22.99	< 38.45

Note: The ERP (dBm) = Output Power (dBm) + Antenna Gain (dBi) - 2.15



Channel No.	Frequency (MHz)	Channel Bandwidth (MHz)	RB Size	RB Offset	Output Power (dBm)	ERP (dBm)	Limit (dBm)
QPSK							
26765	821.50	15	1	0	23.78	23.48	< 38.45
26865	831.50				24.14	23.84	< 38.45
26965	841.50				23.72	23.42	< 38.45
26765	821.50	15	1	37	23.68	23.38	< 38.45
26865	831.50				24.11	23.81	< 38.45
26965	841.50				23.65	23.35	< 38.45
26765	821.50	15	1	74	23.80	23.50	< 38.45
26865	831.50				24.02	23.72	< 38.45
26965	841.50				23.53	23.23	< 38.45
26765	821.50	15	75	0	23.17	22.87	< 38.45
26865	831.50				23.02	22.72	< 38.45
26965	841.50				23.47	23.17	< 38.45
Note: The ERP (dBm) = Output Power (dBm) + Antenna Gain (dBi) - 2.15							

Channel No.	Frequency (MHz)	Channel Bandwidth (MHz)	RB Size	RB Offset	Output Power (dBm)	ERP (dBm)	Limit (dBm)
16QAM							
26697	814.70	1.4	1	0	22.91	22.61	< 38.45
26865	831.50				23.01	22.71	< 38.45
27033	848.30				22.81	22.51	< 38.45
26697	814.70	1.4	1	2	23.05	22.75	< 38.45
26865	831.50				23.10	22.80	< 38.45
27033	848.30				22.88	22.58	< 38.45
26697	814.70	1.4	1	6	22.99	22.69	< 38.45
26865	831.50				23.02	22.72	< 38.45
27033	848.30				22.86	22.56	< 38.45
26697	814.70	1.4	6	0	22.05	21.75	< 38.45
26865	831.50				22.01	21.71	< 38.45
27033	848.30				21.83	21.53	< 38.45
26705	815.50	3	1	0	23.43	23.13	< 38.45
26865	831.50				23.10	22.80	< 38.45
27025	846.50				22.97	22.67	< 38.45
26705	815.50	3	1	7	23.21	22.91	< 38.45
26865	831.50				23.21	22.91	< 38.45
27025	846.50				22.98	22.68	< 38.45
26705	815.50	3	1	14	23.42	23.12	< 38.45
26865	831.50				23.08	22.78	< 38.45
27025	846.50				22.88	22.58	< 38.45
26705	815.50	3	15	0	22.15	21.85	< 38.45
26865	831.50				21.91	21.61	< 38.45
27025	846.50				22.02	21.72	< 38.45

Note: The ERP (dBm) = Output Power (dBm) + Antenna Gain (dBi) - 2.15

Channel No.	Frequency (MHz)	Channel Bandwidth (MHz)	RB Size	RB Offset	Output Power (dBm)	ERP (dBm)	Limit (dBm)
16QAM							
26715	816.50	5	1	0	22.89	22.59	< 38.45
26865	831.50				22.87	22.57	< 38.45
27015	846.50				22.84	22.54	< 38.45
26715	816.50	5	1	12	23.21	22.91	< 38.45
26865	831.50				22.95	22.65	< 38.45
27015	846.50				23.31	23.01	< 38.45
26715	816.50	5	1	24	22.86	22.56	< 38.45
26865	831.50				22.86	22.56	< 38.45
27015	846.50				23.10	22.80	< 38.45
26715	816.50	5	25	0	22.15	21.85	< 38.45
26865	831.50				22.01	21.71	< 38.45
27015	844.00				21.89	21.59	< 38.45
26740	819.00	10	1	0	23.05	22.75	< 38.45
26865	831.50				23.46	23.16	< 38.45
26990	844.00				23.12	22.82	< 38.45
26740	819.00	10	1	24	22.89	22.59	< 38.45
26865	831.50				23.36	23.06	< 38.45
26990	844.00				22.88	22.58	< 38.45
26740	819.00	10	1	49	22.85	22.55	< 38.45
26865	831.50				23.28	22.98	< 38.45
26990	844.00				22.89	22.59	< 38.45
26740	819.00	10	50	0	21.80	21.50	< 38.45
26865	831.50				21.63	21.33	< 38.45
26990	844.00				21.72	21.42	< 38.45

Note: The ERP (dBm) = Output Power (dBm) + Antenna Gain (dBi) - 2.15

Channel No.	Frequency (MHz)	Channel Bandwidth (MHz)	RB Size	RB Offset	Output Power (dBm)	ERP (dBm)	Limit (dBm)
16QAM							
26765	821.50	15	1	0	23.70	23.40	< 38.45
26865	831.50				23.46	23.16	< 38.45
26965	841.50				23.62	23.32	< 38.45
26765	821.50	15	1	37	23.46	23.16	< 38.45
26865	831.50				23.38	23.08	< 38.45
26965	841.50				23.61	23.31	< 38.45
26765	821.50	15	1	74	23.59	23.29	< 38.45
26865	831.50				23.28	22.98	< 38.45
26965	841.50				23.43	23.13	< 38.45
26765	821.50	15	75	0	22.23	21.93	< 38.45
26865	831.50				22.14	21.84	< 38.45
26965	841.50				22.16	21.86	< 38.45
Note: The ERP (dBm) = Output Power (dBm) + Antenna Gain (dBi) - 2.15							

Channel No.	Frequency (MHz)	Channel Bandwidth (MHz)	RB Size	RB Offset	Output Power (dBm)	ERP (dBm)	Limit (dBm)
64QAM							
26697	814.70	1.4	1	0	21.90	21.60	< 38.45
26865	831.50				21.69	21.39	< 38.45
27033	848.30				21.34	21.04	< 38.45
26697	814.70	1.4	1	2	21.97	21.67	< 38.45
26865	831.50				21.80	21.50	< 38.45
27033	848.30				21.11	20.81	< 38.45
26697	814.70	1.4	1	6	21.88	21.58	< 38.45
26865	831.50				21.68	21.38	< 38.45
27033	848.30				20.94	20.64	< 38.45
26697	814.70	1.4	6	0	20.62	20.32	< 38.45
26865	831.50				20.83	20.53	< 38.45
27033	848.30				20.38	20.08	< 38.45
26705	815.50	3	1	0	21.77	21.47	< 38.45
26865	831.50				21.75	21.45	< 38.45
27025	846.50				21.25	20.95	< 38.45
26705	815.50	3	1	7	21.83	21.53	< 38.45
26865	831.50				21.85	21.55	< 38.45
27025	846.50				21.39	21.09	< 38.45
26705	815.50	3	1	14	21.80	21.50	< 38.45
26865	831.50				21.76	21.46	< 38.45
27025	846.50				20.98	20.68	< 38.45
26705	815.50	3	15	0	20.58	20.28	< 38.45
26865	831.50				20.88	20.58	< 38.45
27025	846.50				20.44	20.14	< 38.45
Note: The ERP (dBm) = Output Power (dBm) + Antenna Gain (dBi) - 2.15							

Channel No.	Frequency (MHz)	Channel Bandwidth (MHz)	RB Size	RB Offset	Output Power (dBm)	ERP (dBm)	Limit (dBm)
64QAM							
26715	816.50	5	1	0	21.84	21.54	< 38.45
26865	831.50				21.80	21.50	< 38.45
27015	846.50				21.38	21.08	< 38.45
26715	816.50	5	1	12	22.01	21.71	< 38.45
26865	831.50				21.79	21.49	< 38.45
27015	846.50				21.54	21.24	< 38.45
26715	816.50	5	1	24	21.96	21.66	< 38.45
26865	831.50				21.65	21.35	< 38.45
27015	846.50				21.15	20.85	< 38.45
26715	816.50	5	25	0	20.66	20.36	< 38.45
26865	831.50				20.77	20.47	< 38.45
27015	844.00				20.68	20.38	< 38.45
26740	819.00	10	1	0	21.81	21.51	< 38.45
26865	831.50				22.38	22.08	< 38.45
26990	844.00				22.21	21.91	< 38.45
26740	819.00	10	1	24	21.83	21.53	< 38.45
26865	831.50				21.98	21.68	< 38.45
26990	844.00				21.43	21.13	< 38.45
26740	819.00	10	1	49	21.74	21.44	< 38.45
26865	831.50				21.91	21.61	< 38.45
26990	844.00				21.22	20.92	< 38.45
26740	819.00	10	50	0	20.79	20.49	< 38.45
26865	831.50				20.75	20.45	< 38.45
26990	844.00				20.59	20.29	< 38.45
Note: The ERP (dBm) = Output Power (dBm) + Antenna Gain (dBi) - 2.15							

Channel No.	Frequency (MHz)	Channel Bandwidth (MHz)	RB Size	RB Offset	Output Power (dBm)	ERP (dBm)	Limit (dBm)
64QAM							
26765	821.50	15	1	0	22.70	22.40	< 38.45
26865	831.50				22.39	22.09	< 38.45
26965	841.50				22.36	22.06	< 38.45
26765	821.50	15	1	37	22.72	22.42	< 38.45
26865	831.50				22.27	21.97	< 38.45
26965	841.50				22.17	21.87	< 38.45
26765	821.50	15	1	74	22.56	22.26	< 38.45
26865	831.50				22.21	21.91	< 38.45
26965	841.50				21.48	21.18	< 38.45
26765	821.50	15	75	0	21.24	20.94	< 38.45
26865	831.50				21.08	20.78	< 38.45
26965	841.50				20.70	20.40	< 38.45
Note: The ERP (dBm) = Output Power (dBm) + Antenna Gain (dBi) - 2.15							

Product	LTE-A Cat 16 M.2 Module	Test Engineer	Candy Luo
Test Date	2020/08/17	Test Site	SR6
Test Band	Band 7		

Channel No.	Frequency (MHz)	Channel Bandwidth (MHz)	RB Size	RB Offset	Output Power (dBm)	EIRP (dBm)	Limit (dBm)
QPSK							
20775	2502.50	5	1	0	23.29	24.61	< 33.01
21100	2535.00				24.26	25.58	< 33.01
21425	2567.50				23.08	24.40	< 33.01
20775	2502.50	5	1	12	23.46	24.78	< 33.01
21100	2535.00				24.18	25.50	< 33.01
21425	2567.50				23.41	24.73	< 33.01
20775	2502.50	5	1	24	23.49	24.81	< 33.01
21100	2535.00				23.97	25.29	< 33.01
21425	2567.50				23.74	25.06	< 33.01
20775	2502.50	5	25	0	23.26	24.58	< 33.01
21100	2535.00				23.26	24.58	< 33.01
21425	2567.50				23.48	24.80	< 33.01
20800	2505.00	10	1	0	23.97	25.29	< 33.01
21100	2535.00				23.98	25.30	< 33.01
21400	2565.00				23.26	24.58	< 33.01
20800	2505.00	10	1	24	24.13	25.45	< 33.01
21100	2535.00				23.86	25.18	< 33.01
21400	2565.00				23.13	24.45	< 33.01
20800	2505.00	10	1	49	24.12	25.44	< 33.01
21100	2535.00				23.56	24.88	< 33.01
21400	2565.00				23.42	24.74	< 33.01
20800	2505.00	10	50	0	23.11	24.43	< 33.01
21100	2535.00				23.00	24.32	< 33.01
21400	2565.00				23.09	24.41	< 33.01

Note: The EIRP (dBm) = Output Power (dBm) + Antenna Gain (dBi)



Channel No.	Frequency (MHz)	Channel Bandwidth (MHz)	RB Size	RB Offset	Output Power (dBm)	EIRP (dBm)	Limit (dBm)
<b>QPSK</b>							
20825	2507.50	15	1	0	23.51	24.83	< 33.01
21100	2535.00				24.28	25.60	< 33.01
21375	2562.50				23.39	24.71	< 33.01
20825	2507.50	15	1	37	23.65	24.97	< 33.01
21100	2535.00				23.10	24.42	< 33.01
21375	2562.50				23.17	24.49	< 33.01
20825	2507.50	15	1	74	23.90	25.22	< 33.01
21100	2535.00				24.05	25.37	< 33.01
21375	2562.50				23.51	24.83	< 33.01
20825	2507.50	15	75	0	23.45	24.77	< 33.01
21100	2535.00				23.46	24.78	< 33.01
21375	2562.50				23.18	24.50	< 33.01
20850	2510.00	20	1	0	23.79	25.11	< 33.01
21100	2535.00				24.39	25.71	< 33.01
21350	2560.00				23.04	24.36	< 33.01
20850	2510.00	20	1	49	23.88	25.20	< 33.01
21100	2535.00				24.31	25.63	< 33.01
21350	2560.00				23.32	24.64	< 33.01
20850	2510.00	20	1	99	23.75	25.07	< 33.01
21100	2535.00				24.25	25.57	< 33.01
21350	2560.00				23.86	25.18	< 33.01
20850	2510.00	20	100	0	23.31	24.63	< 33.01
21100	2535.00				23.69	25.01	< 33.01
21350	2560.00				23.28	24.60	< 33.01
Note: The EIRP (dBm) = Output Power (dBm) + Antenna Gain (dBi)							

Channel No.	Frequency (MHz)	Channel Bandwidth (MHz)	RB Size	RB Offset	Output Power (dBm)	EIRP (dBm)	Limit (dBm)
16QAM							
20775	2502.50	5	1	0	22.38	23.70	< 33.01
21100	2535.00				23.33	24.65	< 33.01
21425	2567.50				22.35	23.67	< 33.01
20775	2502.50	5	1	12	22.65	23.97	< 33.01
21100	2535.00				23.22	24.54	< 33.01
21425	2567.50				22.79	24.11	< 33.01
20775	2502.50	5	1	24	22.94	24.26	< 33.01
21100	2535.00				23.14	24.46	< 33.01
21425	2567.50				22.85	24.17	< 33.01
20775	2502.50	5	25	0	22.02	23.34	< 33.01
21100	2535.00				22.25	23.57	< 33.01
21425	2567.50				21.72	23.04	< 33.01
20800	2505.00	10	1	0	22.69	24.01	< 33.01
21100	2535.00				23.51	24.83	< 33.01
21400	2565.00				22.21	23.53	< 33.01
20800	2505.00	10	1	24	22.82	24.14	< 33.01
21100	2535.00				23.25	24.57	< 33.01
21400	2565.00				22.14	23.46	< 33.01
20800	2505.00	10	1	49	22.82	24.14	< 33.01
21100	2535.00				23.22	24.54	< 33.01
21400	2565.00				22.71	24.03	< 33.01
20800	2505.00	10	50	0	22.16	23.48	< 33.01
21100	2535.00				22.01	23.33	< 33.01
21400	2565.00				21.47	22.79	< 33.01
Note: The EIRP (dBm) = Output Power (dBm) + Antenna Gain (dBi)							

Channel No.	Frequency (MHz)	Channel Bandwidth (MHz)	RB Size	RB Offset	Output Power (dBm)	EIRP (dBm)	Limit (dBm)
16QAM							
20825	2507.50	15	1	0	23.02	24.34	< 33.01
21100	2535.00				23.91	25.23	< 33.01
21375	2562.50				21.99	23.31	< 33.01
20825	2507.50	15	1	37	23.32	24.64	< 33.01
21100	2535.00				22.69	24.01	< 33.01
21375	2562.50				21.76	23.08	< 33.01
20825	2507.50	15	1	74	23.44	24.76	< 33.01
21100	2535.00				23.73	25.05	< 33.01
21375	2562.50				22.43	23.75	< 33.01
20825	2507.50	15	75	0	22.48	23.80	< 33.01
21100	2535.00				22.54	23.86	< 33.01
21375	2562.50				21.55	22.87	< 33.01
20850	2510.00	20	1	0	22.97	24.29	< 33.01
21100	2535.00				23.92	25.24	< 33.01
21350	2560.00				22.55	23.87	< 33.01
20850	2510.00	20	1	49	23.09	24.41	< 33.01
21100	2535.00				23.81	25.13	< 33.01
21350	2560.00				22.42	23.74	< 33.01
20850	2510.00	20	1	99	23.39	24.71	< 33.01
21100	2535.00				23.45	24.77	< 33.01
21350	2560.00				23.26	24.58	< 33.01
20850	2510.00	20	100	0	22.33	23.65	< 33.01
21100	2535.00				22.73	24.05	< 33.01
21350	2560.00				21.77	23.09	< 33.01
Note: The EIRP (dBm) = Output Power (dBm) + Antenna Gain (dBi)							

Channel No.	Frequency (MHz)	Channel Bandwidth (MHz)	RB Size	RB Offset	Output Power (dBm)	EIRP (dBm)	Limit (dBm)
<b>64QAM</b>							
20775	2502.50	5	1	0	20.66	21.98	< 33.01
21100	2535.00				21.60	22.92	< 33.01
21425	2567.50				20.57	21.89	< 33.01
20775	2502.50	5	1	12	20.90	22.22	< 33.01
21100	2535.00				21.92	23.24	< 33.01
21425	2567.50				20.77	22.09	< 33.01
20775	2502.50	5	1	24	20.72	22.04	< 33.01
21100	2535.00				21.33	22.65	< 33.01
21425	2567.50				20.88	22.20	< 33.01
20775	2502.50	5	25	0	20.64	21.96	< 33.01
21100	2535.00				21.19	22.51	< 33.01
21425	2567.50				19.76	21.08	< 33.01
20800	2505.00	10	1	0	21.26	22.58	< 33.01
21100	2535.00				21.69	23.01	< 33.01
21400	2565.00				20.52	21.84	< 33.01
20800	2505.00	10	1	24	20.80	22.12	< 33.01
21100	2535.00				21.02	22.34	< 33.01
21400	2565.00				20.63	21.95	< 33.01
20800	2505.00	10	1	49	20.88	22.20	< 33.01
21100	2535.00				20.62	21.94	< 33.01
21400	2565.00				21.19	22.51	< 33.01
20800	2505.00	10	50	0	21.13	22.45	< 33.01
21100	2535.00				20.95	22.27	< 33.01
21400	2565.00				19.66	20.98	< 33.01
Note: The EIRP (dBm) = Output Power (dBm) + Antenna Gain (dBi)							

Channel No.	Frequency (MHz)	Channel Bandwidth (MHz)	RB Size	RB Offset	Output Power (dBm)	EIRP (dBm)	Limit (dBm)
64QAM							
20825	2507.50	15	1	0	20.84	22.16	< 33.01
21100	2535.00				22.15	23.47	< 33.01
21375	2562.50				19.91	21.23	< 33.01
20825	2507.50	15	1	37	21.29	22.61	< 33.01
21100	2535.00				20.33	21.65	< 33.01
21375	2562.50				19.92	21.24	< 33.01
20825	2507.50	15	1	74	20.73	22.05	< 33.01
21100	2535.00				21.25	22.57	< 33.01
21375	2562.50				20.76	22.08	< 33.01
20825	2507.50	15	75	0	21.32	22.64	< 33.01
21100	2535.00				21.38	22.70	< 33.01
21375	2562.50				19.77	21.09	< 33.01
20850	2510.00	20	1	0	21.29	22.61	< 33.01
21100	2535.00				21.98	23.30	< 33.01
21350	2560.00				20.15	21.47	< 33.01
20850	2510.00	20	1	49	20.78	22.10	< 33.01
21100	2535.00				21.26	22.58	< 33.01
21350	2560.00				20.81	22.13	< 33.01
20850	2510.00	20	1	99	20.74	22.06	< 33.01
21100	2535.00				21.44	22.76	< 33.01
21350	2560.00				21.30	22.62	< 33.01
20850	2510.00	20	100	0	21.29	22.61	< 33.01
21100	2535.00				21.79	23.11	< 33.01
21350	2560.00				19.90	21.22	< 33.01
Note: The EIRP (dBm) = Output Power (dBm) + Antenna Gain (dBi)							

Product	LTE-A Cat 16 M.2 Module	Test Engineer	Candy Luo
Test Date	2020/08/17	Test Site	SR6
Test Band	Band 12		

Channel No.	Frequency (MHz)	Channel Bandwidth (MHz)	RB Size	RB Offset	Output Power (dBm)	ERP (dBm)	Limit (dBm)
QPSK							
23017	699.7	1.4	1	0	24.05	19.47	< 44.77
23095	707.5				24.08	19.50	< 44.77
23173	715.3				24.02	19.44	< 44.77
23017	699.7	1.4	1	2	24.18	19.60	< 44.77
23095	707.5				24.14	19.56	< 44.77
23173	715.3				24.12	19.54	< 44.77
23017	699.7	1.4	1	6	24.11	19.53	< 44.77
23095	707.5				24.17	19.59	< 44.77
23173	715.3				24.04	19.46	< 44.77
23017	699.7	1.4	6	0	23.16	18.58	< 44.77
23095	707.5				23.17	18.59	< 44.77
23173	715.3				23.22	18.64	< 44.77
23025	700.5	3	1	0	24.08	19.50	< 44.77
23095	707.5				24.09	19.51	< 44.77
23165	714.5				23.99	19.41	< 44.77
23025	700.5	3	1	7	24.22	19.64	< 44.77
23095	707.5				24.22	19.64	< 44.77
23165	714.5				24.15	19.57	< 44.77
23025	700.5	3	1	14	24.15	19.57	< 44.77
23095	707.5				24.11	19.53	< 44.77
23165	714.5				24.05	19.47	< 44.77
23025	700.5	3	15	0	23.24	18.66	< 44.77
23095	707.5				23.26	18.68	< 44.77
23165	714.5				23.20	18.62	< 44.77

Note: The ERP (dBm) = Output Power (dBm) + Antenna Gain (dBi) - 2.15

Channel No.	Frequency (MHz)	Channel Bandwidth (MHz)	RB Size	RB Offset	Output Power (dBm)	ERP (dBm)	Limit (dBm)
<b>QPSK</b>							
23035	701.5	5	1	0	23.93	19.35	< 44.77
23095	707.5				24.01	19.43	< 44.77
23155	713.5				24.11	19.53	< 44.77
23035	701.5	5	1	12	24.12	19.54	< 44.77
23095	707.5				24.02	19.44	< 44.77
23155	713.5				24.21	19.63	< 44.77
23035	701.5	5	1	24	24.02	19.44	< 44.77
23095	707.5				23.98	19.40	< 44.77
23155	713.5				24.17	19.59	< 44.77
23035	701.5	5	25	0	23.34	18.76	< 44.77
23095	707.5				23.21	18.63	< 44.77
23155	713.5				23.17	18.59	< 44.77
23060	704.0	10	1	0	24.03	19.45	< 44.77
23095	707.5				24.24	19.66	< 44.77
23130	711.0				24.15	19.57	< 44.77
23060	704.0	10	1	24	23.99	19.41	< 44.77
23095	707.5				24.05	19.47	< 44.77
23130	711.0				23.94	19.36	< 44.77
23060	704.0	10	1	49	24.10	19.52	< 44.77
23095	707.5				24.12	19.54	< 44.77
23130	711.0				24.03	19.45	< 44.77
23060	704.0	10	50	0	22.99	18.41	< 44.77
23095	707.5				23.05	18.47	< 44.77
23130	711.0				22.98	18.40	< 44.77
Note: The ERP (dBm) = Output Power (dBm) + Antenna Gain (dBi) - 2.15							

Channel No.	Frequency (MHz)	Channel Bandwidth (MHz)	RB Size	RB Offset	Output Power (dBm)	ERP (dBm)	Limit (dBm)
16QAM							
23017	699.7	1.4	1	0	23.36	18.78	< 44.77
23095	707.5				22.87	18.29	< 44.77
23173	715.3				23.06	18.48	< 44.77
23017	699.7	1.4	1	2	23.52	18.94	< 44.77
23095	707.5				22.93	18.35	< 44.77
23173	715.3				23.29	18.71	< 44.77
23017	699.7	1.4	1	6	22.98	18.40	< 44.77
23095	707.5				23.07	18.49	< 44.77
23173	715.3				23.18	18.60	< 44.77
23017	699.7	1.4	6	0	22.15	17.57	< 44.77
23095	707.5				22.22	17.64	< 44.77
23173	715.3				22.23	17.65	< 44.77
23025	700.5	3	1	0	23.33	18.75	< 44.77
23095	707.5				23.37	18.79	< 44.77
23165	714.5				23.42	18.84	< 44.77
23025	700.5	3	1	7	23.34	18.76	< 44.77
23095	707.5				22.98	18.40	< 44.77
23165	714.5				23.72	19.14	< 44.77
23025	700.5	3	1	14	23.23	18.65	< 44.77
23095	707.5				23.43	18.85	< 44.77
23165	714.5				23.45	18.87	< 44.77
23025	700.5	3	15	0	22.14	17.56	< 44.77
23095	707.5				22.32	17.74	< 44.77
23165	714.5				22.13	17.55	< 44.77
Note: The ERP (dBm) = Output Power (dBm) + Antenna Gain (dBi) - 2.15							



Channel No.	Frequency (MHz)	Channel Bandwidth (MHz)	RB Size	RB Offset	Output Power (dBm)	ERP (dBm)	Limit (dBm)
16QAM							
23035	701.5	5	1	0	23.38	18.80	< 44.77
23095	707.5				23.06	18.48	< 44.77
23155	713.5				23.15	18.57	< 44.77
23035	701.5	5	1	12	23.22	18.64	< 44.77
23095	707.5				23.33	18.75	< 44.77
23155	713.5				23.24	18.66	< 44.77
23035	701.5	5	1	24	23.20	18.62	< 44.77
23095	707.5				23.04	18.46	< 44.77
23155	713.5				23.23	18.65	< 44.77
23035	701.5	5	25	0	22.37	17.79	< 44.77
23095	707.5				22.21	17.63	< 44.77
23155	713.5				22.23	17.65	< 44.77
23060	704.0	10	1	0	23.43	18.85	< 44.77
23095	707.5				23.90	19.32	< 44.77
23130	711.0				23.44	18.86	< 44.77
23060	704.0	10	1	24	22.83	18.25	< 44.77
23095	707.5				23.58	19.00	< 44.77
23130	711.0				23.10	18.52	< 44.77
23060	704.0	10	1	49	22.93	18.35	< 44.77
23095	707.5				23.36	18.78	< 44.77
23130	711.0				23.47	18.89	< 44.77
23060	704.0	10	50	0	22.04	17.46	< 44.77
23095	707.5				22.12	17.54	< 44.77
23130	711.0				21.03	16.45	< 44.77
Note: The ERP (dBm) = Output Power (dBm) + Antenna Gain (dBi) - 2.15							

Channel No.	Frequency (MHz)	Channel Bandwidth (MHz)	RB Size	RB Offset	Output Power (dBm)	ERP (dBm)	Limit (dBm)
64QAM							
23017	699.7	1.4	1	0	21.57	16.99	< 44.77
23095	707.5				22.51	17.93	< 44.77
23173	715.3				21.78	17.20	< 44.77
23017	699.7	1.4	1	2	21.41	16.83	< 44.77
23095	707.5				22.63	18.05	< 44.77
23173	715.3				22.00	17.42	< 44.77
23017	699.7	1.4	1	6	21.21	16.63	< 44.77
23095	707.5				22.62	18.04	< 44.77
23173	715.3				21.96	17.38	< 44.77
23017	699.7	1.4	6	0	20.85	16.27	< 44.77
23095	707.5				21.14	16.56	< 44.77
23173	715.3				21.54	16.96	< 44.77
23025	700.5	3	1	0	22.05	17.47	< 44.77
23095	707.5				22.01	17.43	< 44.77
23165	714.5				21.92	17.34	< 44.77
23025	700.5	3	1	7	21.63	17.05	< 44.77
23095	707.5				22.02	17.44	< 44.77
23165	714.5				22.03	17.45	< 44.77
23025	700.5	3	1	14	21.60	17.02	< 44.77
23095	707.5				22.17	17.59	< 44.77
23165	714.5				22.23	17.65	< 44.77
23025	700.5	3	15	0	20.73	16.15	< 44.77
23095	707.5				21.28	16.70	< 44.77
23165	714.5				21.11	16.53	< 44.77
Note: The ERP (dBm) = Output Power (dBm) + Antenna Gain (dBi) - 2.15							

Channel No.	Frequency (MHz)	Channel Bandwidth (MHz)	RB Size	RB Offset	Output Power (dBm)	ERP (dBm)	Limit (dBm)
<b>64QAM</b>							
23035	701.5	5	1	0	21.80	17.22	< 44.77
23095	707.5				21.85	17.27	< 44.77
23155	713.5				22.02	17.44	< 44.77
23035	701.5	5	1	12	21.76	17.18	< 44.77
23095	707.5				22.23	17.65	< 44.77
23155	713.5				21.64	17.06	< 44.77
23035	701.5	5	1	24	23.33	18.75	< 44.77
23095	707.5				21.89	17.31	< 44.77
23155	713.5				22.39	17.81	< 44.77
23035	701.5	5	25	0	20.81	16.23	< 44.77
23095	707.5				21.27	16.69	< 44.77
23155	713.5				21.13	16.55	< 44.77
23060	704.0	10	1	0	21.54	16.96	< 44.77
23095	707.5				22.27	17.69	< 44.77
23130	711.0				22.39	17.81	< 44.77
23060	704.0	10	1	24	22.12	17.54	< 44.77
23095	707.5				22.13	17.55	< 44.77
23130	711.0				21.98	17.40	< 44.77
23060	704.0	10	1	49	22.18	17.60	< 44.77
23095	707.5				21.96	17.38	< 44.77
23130	711.0				22.20	17.62	< 44.77
23060	704.0	10	50	0	20.98	16.40	< 44.77
23095	707.5				21.09	16.51	< 44.77
23130	711.0				20.19	15.61	< 44.77
Note: The ERP (dBm) = Output Power (dBm) + Antenna Gain (dBi) - 2.15							

Product	LTE-A Cat 16 M.2 Module	Test Engineer	Candy Luo
Test Date	2020/08/17	Test Site	SR6
Test Band	Band 13		

Channel No.	Frequency (MHz)	Channel Bandwidth (MHz)	RB Size	RB Offset	Output Power (dBm)	EIRP (dBm)	Limit (dBm)
QPSK							
23205	779.5	5	1	0	24.05	21.80	< 44.77
23230	782.0				24.09	21.84	< 44.77
23255	784.5				24.17	21.92	< 44.77
23205	779.5	5	1	12	24.22	21.97	< 44.77
23230	782.0				24.25	22.00	< 44.77
23255	784.5				24.42	22.17	< 44.77
23205	779.5	5	1	24	24.36	22.11	< 44.77
23230	782.0				24.31	22.06	< 44.77
23255	784.5				24.31	22.06	< 44.77
23205	779.5	5	25	0	23.42	21.17	< 44.77
23230	782.0				23.30	21.05	< 44.77
23255	784.5				23.41	21.16	< 44.77
23230	782.0	10	1	0	24.08	21.83	< 44.77
23230	782.0		1	24	24.06	21.81	< 44.77
23230	782.0		1	49	24.16	21.91	< 44.77
23230	782.0		50	0	23.13	20.88	< 44.77

Note: The ERP (dBm) = Output Power (dBm) + Antenna Gain (dBi) - 2.15

Channel No.	Frequency (MHz)	Channel Bandwidth (MHz)	RB Size	RB Offset	Output Power (dBm)	EIRP (dBm)	Limit (dBm)
16QAM							
23205	779.5	5	1	0	23.47	21.22	< 44.77
23230	782.0				23.15	20.90	< 44.77
23255	784.5				23.34	21.09	< 44.77
23205	779.5	5	1	12	23.55	21.30	< 44.77
23230	782.0				23.47	21.22	< 44.77
23255	784.5				23.68	21.43	< 44.77
23205	779.5	5	1	24	23.62	21.37	< 44.77
23230	782.0				23.38	21.13	< 44.77
23255	784.5				23.23	20.98	< 44.77
23205	779.5	5	25	0	22.51	20.26	< 44.77
23230	782.0				22.32	20.07	< 44.77
23255	784.5				22.42	20.17	< 44.77
23230	782.0	10	1	0	23.60	21.35	< 44.77
23230	782.0		1	24	23.71	21.46	< 44.77
23230	782.0		1	49	23.89	21.64	< 44.77
23230	782.0		50	0	22.10	19.85	< 44.77
Note: The ERP (dBm) = Output Power (dBm) + Antenna Gain (dBi) - 2.15							

Channel No.	Frequency (MHz)	Channel Bandwidth (MHz)	RB Size	RB Offset	Output Power (dBm)	EIRP (dBm)	Limit (dBm)
64QAM							
23205	779.5	5	1	0	21.92	19.67	< 44.77
23230	782.0				22.56	20.31	< 44.77
23255	784.5				22.55	20.30	< 44.77
23205	779.5	5	1	12	22.40	20.15	< 44.77
23230	782.0				22.26	20.01	< 44.77
23255	784.5				22.77	20.52	< 44.77
23205	779.5	5	1	24	22.54	20.29	< 44.77
23230	782.0				22.36	20.11	< 44.77
23255	784.5				22.22	19.97	< 44.77
23205	779.5	5	25	0	21.23	18.98	< 44.77
23230	782.0				21.21	18.96	< 44.77
23255	784.5				21.32	19.07	< 44.77
23230	782.0	10	1	0	22.31	20.06	< 44.77
23230	782.0		1	24	22.35	20.10	< 44.77
23230	782.0		1	49	22.70	20.45	< 44.77
23230	782.0		50	0	21.22	18.97	< 44.77
Note: The ERP (dBm) = Output Power (dBm) + Antenna Gain (dBi) - 2.15							

Product	LTE-A Cat 16 M.2 Module	Test Engineer	Candy Luo
Test Date	2020/08/17	Test Site	SR6
Test Band	Band 38/41		

Channel No.	Frequency (MHz)	Channel Bandwidth (MHz)	RB Size	RB Offset	Output Power (dBm)	EIRP (dBm)	Limit (dBm)
QPSK							
37775	2572.50	5	1	0	23.93	24.86	< 33.01
38000	2595.00				23.56	24.49	< 33.01
38225	2617.50				23.78	24.71	< 33.01
37775	2572.50	5	1	12	24.04	24.97	< 33.01
38000	2595.00				24.16	25.09	< 33.01
38225	2617.50				23.97	24.90	< 33.01
37775	2572.50	5	1	24	23.99	24.92	< 33.01
38000	2595.00				23.72	24.65	< 33.01
38225	2617.50				23.77	24.70	< 33.01
37775	2572.50	5	25	0	23.98	24.91	< 33.01
38000	2595.00				23.91	24.84	< 33.01
38225	2617.50				23.36	24.29	< 33.01
37800	2575.00	10	1	0	23.94	24.87	< 33.01
38000	2595.00				23.64	24.57	< 33.01
38200	2615.00				23.38	24.31	< 33.01
37800	2575.00	10	1	24	24.01	24.94	< 33.01
38000	2595.00				23.91	24.84	< 33.01
38200	2615.00				24.28	25.21	< 33.01
37800	2575.00	10	1	49	23.95	24.88	< 33.01
38000	2595.00				23.66	24.59	< 33.01
38200	2615.00				23.28	24.21	< 33.01
37800	2575.00	10	50	0	23.90	24.83	< 33.01
38000	2595.00				23.78	24.71	< 33.01
38200	2615.00				23.79	24.72	< 33.01

Note: The EIRP (dBm) = Output Power (dBm) + Antenna Gain (dBi)

Channel No.	Frequency (MHz)	Channel Bandwidth (MHz)	RB Size	RB Offset	Output Power (dBm)	EIRP (dBm)	Limit (dBm)
<b>QPSK</b>							
37825	2577.50	15	1	0	23.38	24.31	< 33.01
38000	2595.00				23.83	24.76	< 33.01
38175	2612.50				24.02	24.95	< 33.01
37825	2577.50	15	1	37	24.37	25.30	< 33.01
38000	2595.00				24.02	24.95	< 33.01
38175	2612.50				24.17	25.10	< 33.01
37825	2577.50	15	1	74	24.43	25.36	< 33.01
38000	2595.00				23.86	24.79	< 33.01
38175	2612.50				23.92	24.85	< 33.01
37825	2577.50	15	75	0	24.20	25.13	< 33.01
38000	2595.00				24.19	25.12	< 33.01
38175	2612.50				24.21	25.14	< 33.01
37850	2580.00	20	1	0	24.30	25.23	< 33.01
38000	2595.00				23.69	24.62	< 33.01
38150	2610.00				23.78	24.71	< 33.01
37850	2580.00	20	1	49	24.33	25.26	< 33.01
38000	2595.00				23.70	24.63	< 33.01
38150	2610.00				24.39	25.32	< 33.01
37850	2580.00	20	1	99	24.35	25.28	< 33.01
38000	2595.00				23.65	24.58	< 33.01
38150	2610.00				23.41	24.34	< 33.01
37850	2580.00	20	100	0	24.19	25.12	< 33.01
38000	2595.00				24.12	25.05	< 33.01
38150	2610.00				24.01	24.94	< 33.01
Note: The EIRP (dBm) = Output Power (dBm) + Antenna Gain (dBi)							



Channel No.	Frequency (MHz)	Channel Bandwidth (MHz)	RB Size	RB Offset	Output Power (dBm)	EIRP (dBm)	Limit (dBm)
16QAM							
37775	2572.50	5	1	0	23.44	24.37	< 33.01
38000	2595.00				23.30	24.23	< 33.01
38225	2617.50				23.10	24.03	< 33.01
37775	2572.50	5	1	12	23.96	24.89	< 33.01
38000	2595.00				23.30	24.23	< 33.01
38225	2617.50				23.80	24.73	< 33.01
37775	2572.50	5	1	24	23.46	24.39	< 33.01
38000	2595.00				23.50	24.43	< 33.01
38225	2617.50				23.71	24.64	< 33.01
37775	2572.50	5	25	0	23.93	24.86	< 33.01
38000	2595.00				23.29	24.22	< 33.01
38225	2617.50				22.78	23.71	< 33.01
37800	2575.00	10	1	0	23.92	24.85	< 33.01
38000	2595.00				23.01	23.94	< 33.01
38200	2615.00				22.75	23.68	< 33.01
37800	2575.00	10	1	24	23.64	24.57	< 33.01
38000	2595.00				23.20	24.13	< 33.01
38200	2615.00				23.79	24.72	< 33.01
37800	2575.00	10	1	49	23.34	24.27	< 33.01
38000	2595.00				22.73	23.66	< 33.01
38200	2615.00				23.10	24.03	< 33.01
37800	2575.00	10	50	0	22.94	23.87	< 33.01
38000	2595.00				23.59	24.52	< 33.01
38200	2615.00				23.05	23.98	< 33.01
Note: The EIRP (dBm) = Output Power (dBm) + Antenna Gain (dBi)							

Channel No.	Frequency (MHz)	Channel Bandwidth (MHz)	RB Size	RB Offset	Output Power (dBm)	EIRP (dBm)	Limit (dBm)
16QAM							
37825	2577.50	15	1	0	22.87	23.80	< 33.01
38000	2595.00				23.39	24.32	< 33.01
38175	2612.50				23.03	23.96	< 33.01
37825	2577.50	15	1	37	23.38	24.31	< 33.01
38000	2595.00				23.95	24.88	< 33.01
38175	2612.50				23.19	24.12	< 33.01
37825	2577.50	15	1	74	23.82	24.75	< 33.01
38000	2595.00				23.31	24.24	< 33.01
38175	2612.50				22.94	23.87	< 33.01
37825	2577.50	15	75	0	24.04	24.97	< 33.01
38000	2595.00				23.90	24.83	< 33.01
38175	2612.50				23.92	24.85	< 33.01
37850	2580.00	20	1	0	23.36	24.29	< 33.01
38000	2595.00				23.63	24.56	< 33.01
38150	2610.00				23.00	23.93	< 33.01
37850	2580.00	20	1	49	23.67	24.60	< 33.01
38000	2595.00				23.45	24.38	< 33.01
38150	2610.00				23.53	24.46	< 33.01
37850	2580.00	20	1	99	24.14	25.07	< 33.01
38000	2595.00				23.35	24.28	< 33.01
38150	2610.00				23.29	24.22	< 33.01
37850	2580.00	20	100	0	23.79	24.72	< 33.01
38000	2595.00				23.34	24.27	< 33.01
38150	2610.00				23.27	24.20	< 33.01
Note: The EIRP (dBm) = Output Power (dBm) + Antenna Gain (dBi)							

Channel No.	Frequency (MHz)	Channel Bandwidth (MHz)	RB Size	RB Offset	Output Power (dBm)	EIRP (dBm)	Limit (dBm)
<b>64QAM</b>							
37775	2572.50	5	1	0	23.28	24.21	< 33.01
38000	2595.00				22.51	23.44	< 33.01
38225	2617.50				22.31	23.24	< 33.01
37775	2572.50	5	1	12	23.19	24.12	< 33.01
38000	2595.00				23.17	24.10	< 33.01
38225	2617.50				23.34	24.27	< 33.01
37775	2572.50	5	1	24	22.48	23.41	< 33.01
38000	2595.00				22.96	23.89	< 33.01
38225	2617.50				23.24	24.17	< 33.01
37775	2572.50	5	25	0	23.91	24.84	< 33.01
38000	2595.00				23.20	24.13	< 33.01
38225	2617.50				21.96	22.89	< 33.01
37800	2575.00	10	1	0	23.05	23.98	< 33.01
38000	2595.00				22.29	23.22	< 33.01
38200	2615.00				22.28	23.21	< 33.01
37800	2575.00	10	1	24	23.36	24.29	< 33.01
38000	2595.00				22.97	23.90	< 33.01
38200	2615.00				23.21	24.14	< 33.01
37800	2575.00	10	1	49	22.56	23.49	< 33.01
38000	2595.00				22.55	23.48	< 33.01
38200	2615.00				23.02	23.95	< 33.01
37800	2575.00	10	50	0	22.27	23.20	< 33.01
38000	2595.00				22.72	23.65	< 33.01
38200	2615.00				22.36	23.29	< 33.01
Note: The EIRP (dBm) = Output Power (dBm) + Antenna Gain (dBi)							

Channel No.	Frequency (MHz)	Channel Bandwidth (MHz)	RB Size	RB Offset	Output Power (dBm)	EIRP (dBm)	Limit (dBm)
64QAM							
37825	2577.50	15	1	0	22.24	23.17	< 33.01
38000	2595.00				22.80	23.73	< 33.01
38175	2612.50				22.23	23.16	< 33.01
37825	2577.50	15	1	37	22.46	23.39	< 33.01
38000	2595.00				23.66	24.59	< 33.01
38175	2612.50				22.36	23.29	< 33.01
37825	2577.50	15	1	74	22.82	23.75	< 33.01
38000	2595.00				22.76	23.69	< 33.01
38175	2612.50				22.51	23.44	< 33.01
37825	2577.50	15	75	0	23.19	24.12	< 33.01
38000	2595.00				23.22	24.15	< 33.01
38175	2612.50				23.72	24.65	< 33.01
37850	2580.00	20	1	0	22.64	23.57	< 33.01
38000	2595.00				23.07	24.00	< 33.01
38150	2610.00				22.79	23.72	< 33.01
37850	2580.00	20	1	49	23.57	24.50	< 33.01
38000	2595.00				22.79	23.72	< 33.01
38150	2610.00				23.30	24.23	< 33.01
37850	2580.00	20	1	99	23.19	24.12	< 33.01
38000	2595.00				22.77	23.70	< 33.01
38150	2610.00				22.71	23.64	< 33.01
37850	2580.00	20	100	0	23.46	24.39	< 33.01
38000	2595.00				23.26	24.19	< 33.01
38150	2610.00				22.33	23.26	< 33.01
Note: The EIRP (dBm) = Output Power (dBm) + Antenna Gain (dBi)							

Product	LTE-A Cat 16 M.2 Module	Test Engineer	Candy Luo
Test Date	2020/08/17	Test Site	SR6
Test Band	Intra-Band CA_41C		

Frequency (MHz)		Channel Bandwidth (MHz)	PCC RB	SCC RB	Output Power (dBm)	EIRP (dBm)	Limit (dBm)
PCC	SCC						
QPSK							
2506.00	2525.80	20+20	P_1@0	S_0@0	23.54	24.47	< 33.01
2583.10	2602.90				23.13	24.06	< 33.01
2660.20	2680.00				23.29	24.22	< 33.01
2506.00	2525.80		P_1@49	S_0@0	23.61	24.54	< 33.01
2583.10	2602.90				23.60	24.53	< 33.01
2660.20	2680.00				23.58	24.51	< 33.01
2506.00	2525.80		P_1@99	S_0@0	23.62	24.55	< 33.01
2583.10	2602.90				23.07	24.00	< 33.01
2660.20	2680.00				23.19	24.12	< 33.01
2506.00	2525.80		P_100@0	S_0@0	23.32	24.25	< 33.01
2583.10	2602.90				23.26	24.19	< 33.01
2660.20	2680.00				23.21	24.14	< 33.01
2506.00	2523.10	20+15	P_1@0	S_0@0	23.71	24.64	< 33.01
2585.60	2602.70				23.70	24.63	< 33.01
2665.10	2682.20				23.50	24.43	< 33.01
2506.00	2523.10		P_1@49	S_0@0	23.69	24.62	< 33.01
2585.60	2602.70				23.57	24.50	< 33.01
2665.10	2682.20				23.43	24.36	< 33.01
2506.00	2523.10		P_1@99	S_0@0	23.57	24.50	< 33.01
2585.60	2602.70				23.09	24.02	< 33.01
2665.10	2682.20				23.27	24.20	< 33.01
2506.00	2523.10		P_100@0	S_0@0	23.30	24.23	< 33.01
2585.60	2602.70				23.06	23.99	< 33.01
2665.10	2682.20				23.35	24.28	< 33.01

Note: The EIRP (dBm) = Output Power (dBm) + Antenna Gain (dBi)

Frequency (MHz)		Channel Bandwidth (MHz)	PCC RB	SCC RB	Output Power (dBm)	EIRP (dBm)	Limit (dBm)
PCC	SCC						
QPSK							
2503.80	2520.90	15+20	P_1@0	S_0@0	23.73	24.66	< 33.01
2593.30	2600.40				23.47	24.40	< 33.01
2662.90	2680.00				23.31	24.24	< 33.01
2503.80	2520.90		P_1@36	S_0@0	23.68	24.61	< 33.01
2593.30	2600.40				23.77	24.70	< 33.01
2662.90	2680.00				23.51	24.44	< 33.01
2503.80	2520.90		P_1@74	S_0@0	23.71	24.64	< 33.01
2593.30	2600.40				23.38	24.31	< 33.01
2662.90	2680.00				23.18	24.11	< 33.01
2503.80	2520.90		P_75@0	S_0@0	23.42	24.35	< 33.01
2593.30	2600.40				23.49	24.42	< 33.01
2662.90	2680.00				23.40	24.33	< 33.01
2506.00	2520.40	20+10	P_1@0	S_0@0	23.67	24.60	< 33.01
2588.10	2602.50				23.02	23.95	< 33.01
2670.10	2684.50				23.18	24.11	< 33.01
2506.00	2520.40		P_1@49	S_0@0	23.47	24.40	< 33.01
2588.10	2602.50				23.81	24.74	< 33.01
2670.10	2684.50				23.36	24.29	< 33.01
2506.00	2520.40		P_1@99	S_0@0	23.64	24.57	< 33.01
2588.10	2602.50				23.52	24.45	< 33.01
2670.10	2684.50				23.02	23.95	< 33.01
2506.00	2520.40		P_100@0	S_0@0	23.30	24.23	< 33.01
2588.10	2602.50				23.39	24.32	< 33.01
2670.10	2684.50				23.04	23.97	< 33.01
Note: The EIRP (dBm) = Output Power (dBm) + Antenna Gain (dBi)							

Frequency (MHz)		Channel Bandwidth (MHz)	PCC RB	SCC RB	Output Power (dBm)	EIRP (dBm)	Limit (dBm)
PCC	SCC						
QPSK							
2501.50	2515.90	10+20	P_1@0	S_0@0	23.45	24.38	< 33.01
2583.60	2598.00				23.35	24.28	< 33.01
2665.60	2680.00				23.17	24.10	< 33.01
2501.50	2515.90		P_1@24	S_0@0	23.51	24.44	< 33.01
2583.60	2598.00				23.57	24.50	< 33.01
2665.60	2680.00				23.35	24.28	< 33.01
2501.50	2515.90		P_1@49	S_0@0	23.35	24.28	< 33.01
2583.60	2598.00				23.39	24.32	< 33.01
2665.60	2680.00				23.19	24.12	< 33.01
2501.50	2515.90		P_50@0	S_0@0	23.17	24.10	< 33.01
2583.60	2598.00				23.17	24.10	< 33.01
2665.60	2680.00				23.10	24.03	< 33.01
2506.00	2517.70	20+5	P_1@0	S_0@0	23.52	24.45	< 33.01
2590.50	2602.20				23.17	24.10	< 33.01
2675.00	2686.70				23.06	23.99	< 33.01
2506.00	2517.70		P_1@49	S_0@0	23.51	24.44	< 33.01
2590.50	2602.20				23.60	24.53	< 33.01
2675.00	2686.70				23.05	23.98	< 33.01
2506.00	2517.70		P_1@99	S_0@0	23.60	24.53	< 33.01
2590.50	2602.20				23.28	24.21	< 33.01
2675.00	2686.70				23.11	24.04	< 33.01
2506.00	2517.70		P_100@	S_0@0	23.38	24.31	< 33.01
2590.50	2602.20				23.42	24.35	< 33.01
2675.00	2686.70				23.24	24.17	< 33.01
Note: The EIRP (dBm) = Output Power (dBm) + Antenna Gain (dBi)							

Frequency (MHz)		Channel Bandwidth (MHz)	PCC RB	SCC RB	Output Power (dBm)	EIRP (dBm)	Limit (dBm)
PCC	SCC						
QPSK							
2499.30	2511.00	5+20	P_1@0	S_0@0	23.12	24.05	< 33.01
2583.80	2595.50				23.27	24.20	< 33.01
2668.30	2680.00				23.18	24.11	< 33.01
2499.30	2511.00		P_1@12	S_0@0	23.29	24.22	< 33.01
2583.80	2595.50				23.43	24.36	< 33.01
2668.30	2680.00				23.43	24.36	< 33.01
2499.30	2511.00		P_1@24	S_0@0	23.07	24.00	< 33.01
2583.80	2595.50				23.23	24.16	< 33.01
2668.30	2680.00				23.18	24.11	< 33.01
2499.30	2511.00		P_25@0	S_0@0	23.37	24.30	< 33.01
2583.80	2595.50				23.28	24.21	< 33.01
2668.30	2680.00				23.42	24.35	< 33.01
2503.50	2518.50	15+15	P_1@0	S_0@0	23.47	24.40	< 33.01
2585.50	2600.50				23.40	24.33	< 33.01
2667.50	2682.50				23.52	24.45	< 33.01
2503.50	2518.50		P_1@36	S_0@0	23.63	24.56	< 33.01
2585.50	2600.50				23.62	24.55	< 33.01
2667.50	2682.50				23.57	24.50	< 33.01
2503.50	2518.50		P_1@74	S_0@0	23.53	24.46	< 33.01
2585.50	2600.50				23.37	24.30	< 33.01
2667.50	2682.50				23.15	24.08	< 33.01
2503.50	2518.50		P_75@0	S_0@0	23.38	24.31	< 33.01
2585.50	2600.50				23.45	24.38	< 33.01
2667.50	2682.50				23.30	24.23	< 33.01
Note: The EIRP (dBm) = Output Power (dBm) + Antenna Gain (dBi)							



Frequency (MHz)		Channel Bandwidth (MHz)	PCC RB	SCC RB	Output Power (dBm)	EIRP (dBm)	Limit (dBm)
PCC	SCC						
QPSK							
2501.30	2513.30	10+15	P_1@0	S_0@0	23.37	24.30	< 33.01
2585.90	2597.90				23.07	24.00	< 33.01
2670.50	2682.50				23.27	24.20	< 33.01
2501.30	2513.30		P_1@24	S_0@0	23.50	24.43	< 33.01
2585.90	2597.90				23.50	24.43	< 33.01
2670.50	2682.50				23.11	24.04	< 33.01
2501.30	2513.30		P_1@49	S_0@0	23.50	24.43	< 33.01
2585.90	2597.90				23.22	24.15	< 33.01
2670.50	2682.50				23.05	23.98	< 33.01
2501.30	2513.30		P_50@0	S_0@0	23.06	23.99	< 33.01
2585.90	2597.90				23.18	24.11	< 33.01
2670.50	2682.50				23.06	23.99	< 33.01
2503.50	2515.50	15+10	P_1@0	S_0@0	23.49	24.42	< 33.01
2588.10	2600.10				23.28	24.21	< 33.01
2672.70	2684.70				23.48	24.41	< 33.01
2503.50	2515.50		P_1@36	S_0@0	23.58	24.51	< 33.01
2588.10	2600.10				23.57	24.50	< 33.01
2672.70	2684.70				23.05	23.98	< 33.01
2503.50	2515.50		P_1@74	S_0@0	23.59	24.52	< 33.01
2588.10	2600.10				23.29	24.22	< 33.01
2672.70	2684.70				23.09	24.02	< 33.01
2503.50	2515.50		P_75@0	S_0@0	23.38	24.31	< 33.01
2588.10	2600.10				23.43	24.36	< 33.01
2672.70	2684.70				23.03	23.96	< 33.01
Note: The EIRP (dBm) = Output Power (dBm) + Antenna Gain (dBi)							

Frequency (MHz)		Channel Bandwidth (MHz)	PCC RB	SCC RB	Output Power (dBm)	EIRP (dBm)	Limit (dBm)
PCC	SCC						
16QAM							
2506.00	2525.80	20+20	P_1@0	S_0@0	22.57	23.50	< 33.01
2583.10	2602.90				22.86	23.79	< 33.01
2660.20	2680.00				22.60	23.53	< 33.01
2506.00	2525.80		P_1@49	S_0@0	22.63	23.56	< 33.01
2583.10	2602.90				23.18	24.11	< 33.01
2660.20	2680.00				22.79	23.72	< 33.01
2506.00	2525.80		P_1@99	S_0@0	22.84	23.77	< 33.01
2583.10	2602.90				22.43	23.36	< 33.01
2660.20	2680.00				21.83	22.76	< 33.01
2506.00	2525.80		P_100@0	S_0@0	22.87	23.80	< 33.01
2583.10	2602.90				22.66	23.59	< 33.01
2660.20	2680.00				22.45	23.38	< 33.01
2506.00	2523.10	20+15	P_1@0	S_0@0	23.01	23.94	< 33.01
2585.60	2602.70				22.69	23.62	< 33.01
2665.10	2682.20				22.75	23.68	< 33.01
2506.00	2523.10		P_1@49	S_0@0	22.76	23.69	< 33.01
2585.60	2602.70				22.76	23.69	< 33.01
2665.10	2682.20				22.93	23.86	< 33.01
2506.00	2523.10		P_1@99	S_0@0	22.92	23.85	< 33.01
2585.60	2602.70				22.61	23.54	< 33.01
2665.10	2682.20				22.37	23.30	< 33.01
2506.00	2523.10		P_100@0	S_0@0	22.88	23.81	< 33.01
2585.60	2602.70				22.87	23.80	< 33.01
2665.10	2682.20				22.17	23.10	< 33.01
Note: The EIRP (dBm) = Output Power (dBm) + Antenna Gain (dBi)							

Frequency (MHz)		Channel Bandwidth (MHz)	PCC RB	SCC RB	Output Power (dBm)	EIRP (dBm)	Limit (dBm)
PCC	SCC						
16QAM							
2503.80	2520.90	15+20	P_1@0	S_0@0	23.06	23.99	< 33.01
2593.30	2600.40				22.78	23.71	< 33.01
2662.90	2680.00				22.62	23.55	< 33.01
2503.80	2520.90		P_1@36	S_0@0	22.97	23.90	< 33.01
2593.30	2600.40				23.06	23.99	< 33.01
2662.90	2680.00				22.73	23.66	< 33.01
2503.80	2520.90		P_1@74	S_0@0	23.08	24.01	< 33.01
2593.30	2600.40				22.77	23.70	< 33.01
2662.90	2680.00				21.68	22.61	< 33.01
2503.80	2520.90		P_75@0	S_0@0	22.83	23.76	< 33.01
2593.30	2600.40				22.84	23.77	< 33.01
2662.90	2680.00				22.63	23.56	< 33.01
2506.00	2520.40	20+10	P_1@0	S_0@0	22.85	23.78	< 33.01
2588.10	2602.50				22.27	23.20	< 33.01
2670.10	2684.50				21.88	22.81	< 33.01
2506.00	2520.40		P_1@49	S_0@0	22.87	23.80	< 33.01
2588.10	2602.50				22.93	23.86	< 33.01
2670.10	2684.50				22.08	23.01	< 33.01
2506.00	2520.40		P_1@99	S_0@0	22.74	23.67	< 33.01
2588.10	2602.50				22.73	23.66	< 33.01
2670.10	2684.50				21.58	22.51	< 33.01
2506.00	2520.40		P_100@0	S_0@0	22.58	23.51	< 33.01
2588.10	2602.50				22.75	23.68	< 33.01
2670.10	2684.50				21.56	22.49	< 33.01
Note: The EIRP (dBm) = Output Power (dBm) + Antenna Gain (dBi)							

Frequency (MHz)		Channel Bandwidth (MHz)	PCC RB	SCC RB	Output Power (dBm)	EIRP (dBm)	Limit (dBm)
PCC	SCC						
16QAM							
2501.50	2515.90	10+20	P_1@0	S_0@0	22.54	23.47	< 33.01
2583.60	2598.00				22.63	23.56	< 33.01
2665.60	2680.00				21.84	22.77	< 33.01
2501.50	2515.90		P_1@24	S_0@0	22.81	23.74	< 33.01
2583.60	2598.00				22.86	23.79	< 33.01
2665.60	2680.00				21.83	22.76	< 33.01
2501.50	2515.90		P_1@49	S_0@0	22.63	23.56	< 33.01
2583.60	2598.00				22.54	23.47	< 33.01
2665.60	2680.00				21.27	22.20	< 33.01
2501.50	2515.90		P_50@0	S_0@0	22.53	23.46	< 33.01
2583.60	2598.00				22.50	23.43	< 33.01
2665.60	2680.00				21.44	22.37	< 33.01
2506.00	2517.70	20+5	P_1@0	S_0@0	23.06	23.99	< 33.01
2590.50	2602.20				22.68	23.61	< 33.01
2675.00	2686.70				21.76	22.69	< 33.01
2506.00	2517.70		P_1@49	S_0@0	22.67	23.60	< 33.01
2590.50	2602.20				23.27	24.20	< 33.01
2675.00	2686.70				22.26	23.19	< 33.01
2506.00	2517.70		P_1@99	S_0@0	22.80	23.73	< 33.01
2590.50	2602.20				22.84	23.77	< 33.01
2675.00	2686.70				21.63	22.56	< 33.01
2506.00	2517.70		P_100@	S_0@0	22.75	23.68	< 33.01
2590.50	2602.20				22.80	23.73	< 33.01
2675.00	2686.70				21.38	22.31	< 33.01
Note: The EIRP (dBm) = Output Power (dBm) + Antenna Gain (dBi)							

Frequency (MHz)		Channel Bandwidth (MHz)	PCC RB	SCC RB	Output Power (dBm)	EIRP (dBm)	Limit (dBm)
PCC	SCC						
16QAM							
2499.30	2511.00	5+20	P_1@0	S_0@0	22.61	23.54	< 33.01
2583.80	2595.50				22.53	23.46	< 33.01
2668.30	2680.00				23.01	23.94	< 33.01
2499.30	2511.00		P_1@12	S_0@0	22.62	23.55	< 33.01
2583.80	2595.50				22.69	23.62	< 33.01
2668.30	2680.00				22.67	23.60	< 33.01
2499.30	2511.00		P_1@24	S_0@0	22.86	23.79	< 33.01
2583.80	2595.50				22.79	23.72	< 33.01
2668.30	2680.00				23.01	23.94	< 33.01
2499.30	2511.00		P_25@0	S_0@0	22.63	23.56	< 33.01
2583.80	2595.50				22.81	23.74	< 33.01
2668.30	2680.00				22.75	23.68	< 33.01
2503.50	2518.50	15+15	P_1@0	S_0@0	22.82	23.75	< 33.01
2585.50	2600.50				22.93	23.86	< 33.01
2667.50	2682.50				22.84	23.77	< 33.01
2503.50	2518.50		P_1@36	S_0@0	22.85	23.78	< 33.01
2585.50	2600.50				23.14	24.07	< 33.01
2667.50	2682.50				22.45	23.38	< 33.01
2503.50	2518.50		P_1@74	S_0@0	22.84	23.77	< 33.01
2585.50	2600.50				22.80	23.73	< 33.01
2667.50	2682.50				22.15	23.08	< 33.01
2503.50	2518.50		P_75@0	S_0@0	22.75	23.68	< 33.01
2585.50	2600.50				22.87	23.80	< 33.01
2667.50	2682.50				22.18	23.11	< 33.01
Note: The EIRP (dBm) = Output Power (dBm) + Antenna Gain (dBi)							

Frequency (MHz)		Channel Bandwidth (MHz)	PCC RB	SCC RB	Output Power (dBm)	EIRP (dBm)	Limit (dBm)
PCC	SCC						
16QAM							
2501.30	2513.30	10+15	P_1@0	S_0@0	22.57	23.50	< 33.01
2585.90	2597.90				22.16	23.09	< 33.01
2670.50	2682.50				22.39	23.32	< 33.01
2501.30	2513.30		P_1@24	S_0@0	22.61	23.54	< 33.01
2585.90	2597.90				22.82	23.75	< 33.01
2670.50	2682.50				22.27	23.20	< 33.01
2501.30	2513.30		P_1@49	S_0@0	22.73	23.66	< 33.01
2585.90	2597.90				22.15	23.08	< 33.01
2670.50	2682.50				22.23	23.16	< 33.01
2501.30	2513.30		P_50@0	S_0@0	22.47	23.40	< 33.01
2585.90	2597.90				22.57	23.50	< 33.01
2670.50	2682.50				22.47	23.40	< 33.01
2503.50	2515.50	15+10	P_1@0	S_0@0	22.76	23.69	< 33.01
2588.10	2600.10				22.58	23.51	< 33.01
2672.70	2684.70				22.27	23.20	< 33.01
2503.50	2515.50		P_1@36	S_0@0	22.87	23.80	< 33.01
2588.10	2600.10				22.79	23.72	< 33.01
2672.70	2684.70				22.11	23.04	< 33.01
2503.50	2515.50		P_1@74	S_0@0	22.84	23.77	< 33.01
2588.10	2600.10				22.58	23.51	< 33.01
2672.70	2684.70				21.77	22.70	< 33.01
2503.50	2515.50		P_75@0	S_0@0	22.73	23.66	< 33.01
2588.10	2600.10				22.81	23.74	< 33.01
2672.70	2684.70				21.82	22.75	< 33.01
Note: The EIRP (dBm) = Output Power (dBm) + Antenna Gain (dBi)							

Frequency (MHz)		Channel Bandwidth (MHz)	PCC RB	SCC RB	Output Power (dBm)	EIRP (dBm)	Limit (dBm)
PCC	SCC						
64QAM							
2506.00	2525.80	20+20	P_1@0	S_0@0	22.71	23.64	< 33.01
2583.10	2602.90				22.34	23.27	< 33.01
2660.20	2680.00				21.79	22.72	< 33.01
2506.00	2525.80		P_1@49	S_0@0	22.38	23.31	< 33.01
2583.10	2602.90				22.21	23.14	< 33.01
2660.20	2680.00				22.13	23.06	< 33.01
2506.00	2525.80		P_1@99	S_0@0	22.53	23.46	< 33.01
2583.10	2602.90				22.29	23.22	< 33.01
2660.20	2680.00				20.31	21.24	< 33.01
2506.00	2525.80		P_100@0	S_0@0	21.84	22.77	< 33.01
2583.10	2602.90				21.56	22.49	< 33.01
2660.20	2680.00				20.49	21.42	< 33.01
2506.00	2523.10	20+15	P_1@0	S_0@0	22.45	23.38	< 33.01
2585.60	2602.70				22.26	23.19	< 33.01
2665.10	2682.20				22.15	23.08	< 33.01
2506.00	2523.10		P_1@49	S_0@0	22.20	23.13	< 33.01
2585.60	2602.70				22.30	23.23	< 33.01
2665.10	2682.20				21.62	22.55	< 33.01
2506.00	2523.10		P_1@99	S_0@0	22.77	23.70	< 33.01
2585.60	2602.70				21.95	22.88	< 33.01
2665.10	2682.20				20.40	21.33	< 33.01
2506.00	2523.10		P_100@0	S_0@0	21.82	22.75	< 33.01
2585.60	2602.70				21.40	22.33	< 33.01
2665.10	2682.20				20.46	21.39	< 33.01
Note: The EIRP (dBm) = Output Power (dBm) + Antenna Gain (dBi)							

Frequency (MHz)		Channel Bandwidth (MHz)	PCC RB	SCC RB	Output Power (dBm)	EIRP (dBm)	Limit (dBm)
PCC	SCC						
64QAM							
2503.80	2520.90	15+20	P_1@0	S_0@0	22.86	23.79	< 33.01
2593.30	2600.40				21.87	22.80	< 33.01
2662.90	2680.00				21.50	22.43	< 33.01
2503.80	2520.90		P_1@36	S_0@0	22.80	23.73	< 33.01
2593.30	2600.40				21.76	22.69	< 33.01
2662.90	2680.00				21.79	22.72	< 33.01
2503.80	2520.90		P_1@74	S_0@0	22.90	23.83	< 33.01
2593.30	2600.40				22.18	23.11	< 33.01
2662.90	2680.00				20.67	21.60	< 33.01
2503.80	2520.90		P_75@0	S_0@0	21.78	22.71	< 33.01
2593.30	2600.40				21.51	22.44	< 33.01
2662.90	2680.00				20.72	21.65	< 33.01
2506.00	2520.40	20+10	P_1@0	S_0@0	22.73	23.66	< 33.01
2588.10	2602.50				22.19	23.12	< 33.01
2670.10	2684.50				19.97	20.90	< 33.01
2506.00	2520.40		P_1@49	S_0@0	22.49	23.42	< 33.01
2588.10	2602.50				22.43	23.36	< 33.01
2670.10	2684.50				20.59	21.52	< 33.01
2506.00	2520.40		P_1@99	S_0@0	22.51	23.44	< 33.01
2588.10	2602.50				21.59	22.52	< 33.01
2670.10	2684.50				20.57	21.50	< 33.01
2506.00	2520.40		P_100@0	S_0@0	21.76	22.69	< 33.01
2588.10	2602.50				21.29	22.22	< 33.01
2670.10	2684.50				19.71	20.64	< 33.01
Note: The EIRP (dBm) = Output Power (dBm) + Antenna Gain (dBi)							



Frequency (MHz)		Channel Bandwidth (MHz)	PCC RB	SCC RB	Output Power (dBm)	EIRP (dBm)	Limit (dBm)
PCC	SCC						
64QAM							
2501.50	2515.90	10+20	P_1@0	S_0@0	22.36	23.29	< 33.01
2583.60	2598.00				21.51	22.44	< 33.01
2665.60	2680.00				19.70	20.63	< 33.01
2501.50	2515.90		P_1@24	S_0@0	22.44	23.37	< 33.01
2583.60	2598.00				22.51	23.44	< 33.01
2665.60	2680.00				20.65	21.58	< 33.01
2501.50	2515.90		P_1@49	S_0@0	22.34	23.27	< 33.01
2583.60	2598.00				22.09	23.02	< 33.01
2665.60	2680.00				20.93	21.86	< 33.01
2501.50	2515.90		P_50@0	S_0@0	21.54	22.47	< 33.01
2583.60	2598.00				21.51	22.44	< 33.01
2665.60	2680.00				20.70	21.63	< 33.01
2506.00	2517.70	20+5	P_1@0	S_0@0	22.62	23.55	< 33.01
2590.50	2602.20				22.17	23.10	< 33.01
2675.00	2686.70				20.73	21.66	< 33.01
2506.00	2517.70		P_1@49	S_0@0	22.54	23.47	< 33.01
2590.50	2602.20				22.83	23.76	< 33.01
2675.00	2686.70				21.14	22.07	< 33.01
2506.00	2517.70		P_1@99	S_0@0	22.73	23.66	< 33.01
2590.50	2602.20				22.60	23.53	< 33.01
2675.00	2686.70				20.52	21.45	< 33.01
2506.00	2517.70		P_100@	S_0@0	21.76	22.69	< 33.01
2590.50	2602.20				21.47	22.40	< 33.01
2675.00	2686.70				20.69	21.62	< 33.01
Note: The EIRP (dBm) = Output Power (dBm) + Antenna Gain (dBi)							

Frequency (MHz)		Channel Bandwidth (MHz)	PCC RB	SCC RB	Output Power (dBm)	EIRP (dBm)	Limit (dBm)
PCC	SCC						
64QAM							
2499.30	2511.00	5+20	P_1@0	S_0@0	22.48	23.41	< 33.01
2583.80	2595.50				22.25	23.18	< 33.01
2668.30	2680.00				22.03	22.96	< 33.01
2499.30	2511.00		P_1@12	S_0@0	22.65	23.58	< 33.01
2583.80	2595.50				22.35	23.28	< 33.01
2668.30	2680.00				23.06	23.99	< 33.01
2499.30	2511.00		P_1@24	S_0@0	22.43	23.36	< 33.01
2583.80	2595.50				22.93	23.86	< 33.01
2668.30	2680.00				22.03	22.96	< 33.01
2499.30	2511.00		P_25@0	S_0@0	21.79	22.72	< 33.01
2583.80	2595.50				21.45	22.38	< 33.01
2668.30	2680.00				20.98	21.91	< 33.01
2503.50	2518.50	15+15	P_1@0	S_0@0	22.60	23.53	< 33.01
2585.50	2600.50				22.69	23.62	< 33.01
2667.50	2682.50				21.75	22.68	< 33.01
2503.50	2518.50		P_1@36	S_0@0	22.46	23.39	< 33.01
2585.50	2600.50				22.42	23.35	< 33.01
2667.50	2682.50				21.62	22.55	< 33.01
2503.50	2518.50		P_1@74	S_0@0	22.35	23.28	< 33.01
2585.50	2600.50				22.02	22.95	< 33.01
2667.50	2682.50				20.76	21.69	< 33.01
2503.50	2518.50		P_75@0	S_0@0	21.84	22.77	< 33.01
2585.50	2600.50				21.38	22.31	< 33.01
2667.50	2682.50				20.33	21.26	< 33.01
Note: The EIRP (dBm) = Output Power (dBm) + Antenna Gain (dBi)							

Frequency (MHz)		Channel Bandwidth (MHz)	PCC RB	SCC RB	Output Power (dBm)	EIRP (dBm)	Limit (dBm)
PCC	SCC						
64QAM							
2501.30	2513.30	10+15	P_1@0	S_0@0	22.23	23.16	< 33.01
2585.90	2597.90				21.74	22.67	< 33.01
2670.50	2682.50				21.97	22.90	< 33.01
2501.30	2513.30		P_1@24	S_0@0	22.32	23.25	< 33.01
2585.90	2597.90				22.17	23.10	< 33.01
2670.50	2682.50				21.59	22.52	< 33.01
2501.30	2513.30		P_1@49	S_0@0	22.69	23.62	< 33.01
2585.90	2597.90				22.03	22.96	< 33.01
2670.50	2682.50				20.92	21.85	< 33.01
2501.30	2513.30		P_50@0	S_0@0	21.54	22.47	< 33.01
2585.90	2597.90				21.40	22.33	< 33.01
2670.50	2682.50				20.56	21.49	< 33.01
2503.50	2515.50	15+10	P_1@0	S_0@0	22.47	23.40	< 33.01
2588.10	2600.10				22.46	23.39	< 33.01
2672.70	2684.70				20.73	21.66	< 33.01
2503.50	2515.50		P_1@36	S_0@0	22.63	23.56	< 33.01
2588.10	2600.10				22.64	23.57	< 33.01
2672.70	2684.70				21.06	21.99	< 33.01
2503.50	2515.50		P_1@74	S_0@0	22.75	23.68	< 33.01
2588.10	2600.10				22.02	22.95	< 33.01
2672.70	2684.70				20.88	21.81	< 33.01
2503.50	2515.50		P_75@0	S_0@0	21.85	22.78	< 33.01
2588.10	2600.10				21.39	22.32	< 33.01
2672.70	2684.70				20.10	21.03	< 33.01
Note: The EIRP (dBm) = Output Power (dBm) + Antenna Gain (dBi)							

Product	LTE-A Cat 16 M.2 Module	Test Engineer	Candy Luo
Test Date	2020/08/17	Test Site	SR6
Test Band	Band 41 For HPUE		

Channel No.	Frequency (MHz)	Channel Bandwidth (MHz)	RB Size	RB Offset	Output Power (dBm)	EIRP (dBm)	Limit (dBm)
QPSK							
39675	2498.50	5	1	0	25.67	26.60	< 33.01
40620	2593.00				25.34	26.27	< 33.01
40565	2687.50				24.18	25.11	< 33.01
39675	2498.50	5	1	12	25.73	26.66	< 33.01
40620	2593.00				25.71	26.64	< 33.01
40565	2687.50				24.88	25.81	< 33.01
39675	2498.50	5	1	24	25.69	26.62	< 33.01
40620	2593.00				25.41	26.34	< 33.01
40565	2687.50				24.70	25.63	< 33.01
39675	2498.50	5	25	0	24.57	25.50	< 33.01
40620	2593.00				24.54	25.47	< 33.01
40565	2687.50				24.27	25.20	< 33.01
39700	2501.00	10	1	0	25.72	26.65	< 33.01
40620	2593.00				24.98	25.91	< 33.01
41540	2685.00				25.00	25.93	< 33.01
39700	2501.00	10	1	24	25.52	26.45	< 33.01
40620	2593.00				25.62	26.55	< 33.01
41540	2685.00				24.42	25.35	< 33.01
39700	2501.00	10	1	49	25.74	26.67	< 33.01
40620	2593.00				24.87	25.80	< 33.01
41540	2685.00				24.70	25.63	< 33.01
39700	2501.00	10	50	0	24.37	25.30	< 33.01
40620	2593.00				24.37	25.30	< 33.01
41540	2685.00				24.84	25.77	< 33.01

Note: The EIRP (dBm) = Output Power (dBm) + Antenna Gain (dBi)

Channel No.	Frequency (MHz)	Channel Bandwidth (MHz)	RB Size	RB Offset	Output Power (dBm)	EIRP (dBm)	Limit (dBm)
<b>QPSK</b>							
39725	2503.50	15	1	0	25.80	26.73	< 33.01
40620	2593.00				25.41	26.34	< 33.01
41515	2682.50				25.38	26.31	< 33.01
39725	2503.50	15	1	37	25.64	26.57	< 33.01
40620	2593.00				25.64	26.57	< 33.01
41515	2682.50				24.69	25.62	< 33.01
39725	2503.50	15	1	74	25.84	26.77	< 33.01
40620	2593.00				25.21	26.14	< 33.01
41515	2682.50				24.50	25.43	< 33.01
39725	2503.50	15	75	0	24.72	25.65	< 33.01
40620	2593.00				24.72	25.65	< 33.01
41515	2682.50				24.02	24.95	< 33.01
39750	2506.00	20	1	0	25.92	26.85	< 33.01
40620	2593.00				25.21	26.14	< 33.01
41490	2680.00				25.31	26.24	< 33.01
39750	2506.00	20	1	49	25.62	26.55	< 33.01
40620	2593.00				25.75	26.68	< 33.01
41490	2680.00				25.10	26.03	< 33.01
39750	2506.00	20	1	99	25.85	26.78	< 33.01
40620	2593.00				25.25	26.18	< 33.01
41490	2680.00				24.69	25.62	< 33.01
39750	2506.00	20	100	0	24.62	25.55	< 33.01
40620	2593.00				24.56	25.49	< 33.01
41490	2680.00				24.47	25.40	< 33.01
Note: The EIRP (dBm) = Output Power (dBm) + Antenna Gain (dBi)							

Channel No.	Frequency (MHz)	Channel Bandwidth (MHz)	RB Size	RB Offset	Output Power (dBm)	EIRP (dBm)	Limit (dBm)
16QAM							
39675	2498.50	5	1	0	24.94	25.87	< 33.01
40620	2593.00				24.42	25.35	< 33.01
40565	2687.50				24.24	25.17	< 33.01
39675	2498.50	5	1	12	24.98	25.91	< 33.01
40620	2593.00				24.94	25.87	< 33.01
40565	2687.50				24.91	25.84	< 33.01
39675	2498.50	5	1	24	25.01	25.94	< 33.01
40620	2593.00				24.53	25.46	< 33.01
40565	2687.50				24.77	25.70	< 33.01
39675	2498.50	5	25	0	23.67	24.60	< 33.01
40620	2593.00				23.78	24.71	< 33.01
40565	2687.50				23.30	24.23	< 33.01
39700	2501.00	10	1	0	25.05	25.98	< 33.01
40620	2593.00				24.08	25.01	< 33.01
41540	2685.00				24.21	25.14	< 33.01
39700	2501.00	10	1	24	24.82	25.75	< 33.01
40620	2593.00				24.68	25.61	< 33.01
41540	2685.00				24.50	25.43	< 33.01
39700	2501.00	10	1	49	25.01	25.94	< 33.01
40620	2593.00				24.02	24.95	< 33.01
41540	2685.00				24.78	25.71	< 33.01
39700	2501.00	10	50	0	23.45	24.38	< 33.01
40620	2593.00				23.34	24.27	< 33.01
41540	2685.00				23.87	24.80	< 33.01
Note: The EIRP (dBm) = Output Power (dBm) + Antenna Gain (dBi)							

Channel No.	Frequency (MHz)	Channel Bandwidth (MHz)	RB Size	RB Offset	Output Power (dBm)	EIRP (dBm)	Limit (dBm)
16QAM							
39725	2503.50	15	1	0	25.17	26.10	< 33.01
40620	2593.00				24.86	25.79	< 33.01
41515	2682.50				24.47	25.40	< 33.01
39725	2503.50	15	1	37	24.85	25.78	< 33.01
40620	2593.00				25.07	26.00	< 33.01
41515	2682.50				24.99	25.92	< 33.01
39725	2503.50	15	1	74	24.98	25.91	< 33.01
40620	2593.00				24.80	25.73	< 33.01
41515	2682.50				24.02	24.95	< 33.01
39725	2503.50	15	75	0	23.76	24.69	< 33.01
40620	2593.00				23.69	24.62	< 33.01
41515	2682.50				23.10	24.03	< 33.01
39750	2506.00	20	1	0	25.19	26.12	< 33.01
40620	2593.00				24.86	25.79	< 33.01
41490	2680.00				24.43	25.36	< 33.01
39750	2506.00	20	1	49	25.10	26.03	< 33.01
40620	2593.00				24.95	25.88	< 33.01
41490	2680.00				24.52	25.45	< 33.01
39750	2506.00	20	1	99	25.12	26.05	< 33.01
40620	2593.00				24.56	25.49	< 33.01
41490	2680.00				24.56	25.49	< 33.01
39750	2506.00	20	100	0	23.51	24.44	< 33.01
40620	2593.00				23.65	24.58	< 33.01
41490	2680.00				23.44	24.37	< 33.01
Note: The EIRP (dBm) = Output Power (dBm) + Antenna Gain (dBi)							

Channel No.	Frequency (MHz)	Channel Bandwidth (MHz)	RB Size	RB Offset	Output Power (dBm)	EIRP (dBm)	Limit (dBm)
64QAM							
39675	2498.50	5	1	0	23.59	24.52	< 33.01
40620	2593.00				24.01	24.94	< 33.01
40565	2687.50				23.76	24.69	< 33.01
39675	2498.50	5	1	12	23.83	24.76	< 33.01
40620	2593.00				24.21	25.14	< 33.01
40565	2687.50				24.29	25.22	< 33.01
39675	2498.50	5	1	24	23.81	24.74	< 33.01
40620	2593.00				24.12	25.05	< 33.01
40565	2687.50				24.68	25.61	< 33.01
39675	2498.50	5	25	0	22.66	23.59	< 33.01
40620	2593.00				22.79	23.72	< 33.01
40565	2687.50				21.39	22.32	< 33.01
39700	2501.00	10	1	0	23.56	24.49	< 33.01
40620	2593.00				23.76	24.69	< 33.01
41540	2685.00				23.59	24.52	< 33.01
39700	2501.00	10	1	24	23.77	24.70	< 33.01
40620	2593.00				24.09	25.02	< 33.01
41540	2685.00				23.07	24.00	< 33.01
39700	2501.00	10	1	49	24.05	24.98	< 33.01
40620	2593.00				23.78	24.71	< 33.01
41540	2685.00				24.29	25.22	< 33.01
39700	2501.00	10	50	0	23.00	23.93	< 33.01
40620	2593.00				22.88	23.81	< 33.01
41540	2685.00				23.12	24.05	< 33.01
Note: The EIRP (dBm) = Output Power (dBm) + Antenna Gain (dBi)							



Channel No.	Frequency (MHz)	Channel Bandwidth (MHz)	RB Size	RB Offset	Output Power (dBm)	EIRP (dBm)	Limit (dBm)
<b>64QAM</b>							
39725	2503.50	15	1	0	24.21	25.14	< 33.01
40620	2593.00				23.99	24.92	< 33.01
41515	2682.50				23.84	24.77	< 33.01
39725	2503.50	15	1	37	24.21	25.14	< 33.01
40620	2593.00				23.94	24.87	< 33.01
41515	2682.50				23.42	24.35	< 33.01
39725	2503.50	15	1	74	24.35	25.28	< 33.01
40620	2593.00				23.94	24.87	< 33.01
41515	2682.50				23.44	24.37	< 33.01
39725	2503.50	15	75	0	24.06	24.99	< 33.01
40620	2593.00				23.84	24.77	< 33.01
41515	2682.50				24.06	24.99	< 33.01
39750	2506.00	20	1	0	24.34	25.27	< 33.01
40620	2593.00				24.03	24.96	< 33.01
41490	2680.00				23.21	24.14	< 33.01
39750	2506.00	20	1	49	24.37	25.30	< 33.01
40620	2593.00				24.10	25.03	< 33.01
41490	2680.00				23.12	24.05	< 33.01
39750	2506.00	20	1	99	24.57	25.50	< 33.01
40620	2593.00				24.05	24.98	< 33.01
41490	2680.00				24.13	25.06	< 33.01
39750	2506.00	20	100	0	23.06	23.99	< 33.01
40620	2593.00				23.13	24.06	< 33.01
41490	2680.00				22.99	23.92	< 33.01
Note: The EIRP (dBm) = Output Power (dBm) + Antenna Gain (dBi)							

## 5.5. Band Edge Measurement

### 5.5.1. Test Limit

#### 22.917(a), 24.238 (a), 27.53 (g) (h)

For operations in the 824 ~ 849 MHz, 1850 ~ 1910 MHz, 1930 ~ 1990 MHz, 698 ~ 746 MHz and 1710 ~ 1755 MHz, the FCC limit is  $43 + 10\log_{10}(P_{\text{Watts}})$  dB below the transmitter power  $P$ (Watts) in a 1 MHz bandwidth. However, in the 1MHz bands immediately outside and adjacent to the licensee's frequency block, a resolution bandwidth of at least one percent of the emission bandwidth of the fundamental emission of the transmitter may be employed.

#### 27.53 (c)

For operations in the 776-788 MHz band, the FCC limit is  $43 + 10\log_{10}(P_{\text{Watts}})$  dB below the transmitter power  $P$ (Watts) in a 100 kHz bandwidth. However, in the 100 kHz bands immediately outside and adjacent to the frequency block, a resolution bandwidth of at least 30 kHz may be employed. In addition, the power of any unwanted emissions in any 6.25 kHz bandwidth for all frequencies between 763-775 MHz and 793-806 Hz shall be attenuated below the transmitter power,  $P$  (dBW), by at least  $65 + 10 \log_{10} (P_{\text{Watts}})$ , dB, for mobile and portable equipment.

#### 27.53(m)(4)

For mobile digital stations, the attenuation factor shall be not less than  $40 + 10 \log (P)$  dB on all frequencies between the channel edge and 5 megahertz from the channel edge,  $43 + 10 \log (P)$  dB on all frequencies between 5 megahertz and  $X$  megahertz from the channel edge, and  $55 + 10 \log (P)$  dB on all frequencies more than  $X$  megahertz from the channel edge, where  $X$  is the greater of 6 megahertz or the actual emission bandwidth as defined in paragraph (m)(6) of this section. In addition, the attenuation factor shall not be less that  $43 + 10 \log (P)$  dB on all frequencies between 2490.5 MHz and 2496 MHz and  $55 + 10 \log (P)$  dB at or below 2490.5 MHz. Mobile Satellite Service licensees operating on frequencies below 2495 MHz may also submit a documented interference complaint against BRS licensees operating on channel BRS Channel 1 on the same terms and conditions as adjacent channel BRS or EBS licensees.

### 5.5.2. Test Procedure Used

ANSI C63.26-2015 - Section 5.7