

System Check_H750_20201109

Frequency: 750 MHz; Duty Cycle: 1:1; Room Ambient Temperature: 23.0°C; Liquid Temperature: 22.0°C

Medium parameters used: $f = 750$ MHz; $\sigma = 0.902$ S/m; $\epsilon_r = 42.336$; $\rho = 1000$ kg/m³

DASY5 Configuration:

- Area Scan Setting: Find Secondary Maximum Within: 2.0 dB and with a peak SAR value greater than 0.0012W/kg
- Electronics: DAE4 Sn1486; Calibrated: 2020/6/4
- Probe: EX3DV4 - SN7369; ConvF(10.24, 10.24, 10.24) @ 750 MHz; Calibrated: 2020/5/29
- Sensor-Surface: 2mm (Mechanical Surface Detection)
- Phantom: ELI V5.0 (20deg probe tilt); Type: QD OVA 002 AA; Serial: 1240

Configuration/Pin=250mW/Area Scan (7x13x1): Measurement grid: dx=15mm, dy=15mm

Maximum value of SAR (measured) = 2.72 W/kg

Configuration/Pin=250mW/Zoom Scan (5x5x7)/Cube 0: Measurement grid:

dx=8mm, dy=8mm, dz=5mm

Reference Value = 56.24 V/m; Power Drift = -0.01 dB

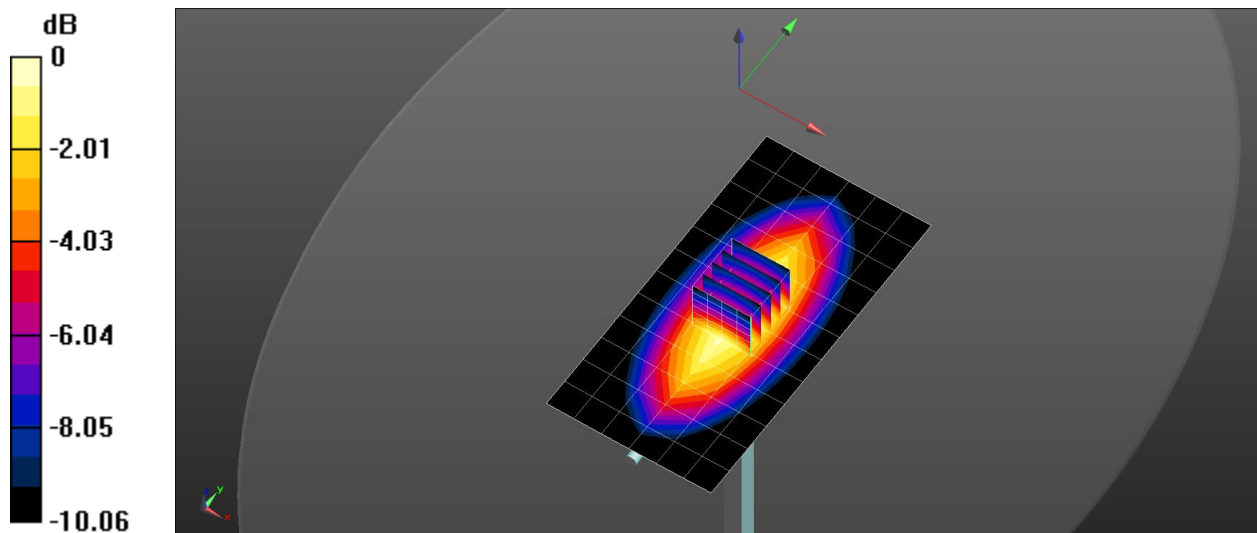
Peak SAR (extrapolated) = 3.18 W/kg

SAR(1 g) = 2.18 W/kg; SAR(10 g) = 1.45 W/kg

Smallest distance from peaks to all points 3 dB below = 21.5 mm

Ratio of SAR at M2 to SAR at M1 = 68.2%

Maximum value of SAR (measured) = 2.73 W/kg



0 dB = 2.73 W/kg = 4.37 dBW/kg

System Check_H900_20201109

Frequency: 900 MHz; Duty Cycle: 1:1; Room Ambient Temperature: 23.0°C; Liquid Temperature: 22.0°C

Medium parameters used: $f = 900$ MHz; $\sigma = 0.968$ S/m; $\epsilon_r = 42.643$; $\rho = 1000$ kg/m³

DASY5 Configuration:

- Area Scan Setting: Find Secondary Maximum Within: 2.0 dB and with a peak SAR value greater than 0.0012W/kg
- Electronics: DAE4 Sn1486; Calibrated: 2020/6/4
- Probe: EX3DV4 - SN7369; ConvF(9.75, 9.75, 9.75) @ 900 MHz; Calibrated: 2020/5/29
- Sensor-Surface: 2mm (Mechanical Surface Detection)
- Phantom: ELI V5.0 (20deg probe tilt); Type: QD OVA 002 AA; Serial: 1240

Configuration/Pin=250mW/Area Scan (7x13x1): Measurement grid: dx=15mm, dy=15mm

Maximum value of SAR (measured) = 3.57 W/kg

Configuration/Pin=250mW/Zoom Scan (5x5x7)/Cube 0: Measurement grid:

dx=8mm, dy=8mm, dz=5mm

Reference Value = 61.60 V/m; Power Drift = 0.04 dB

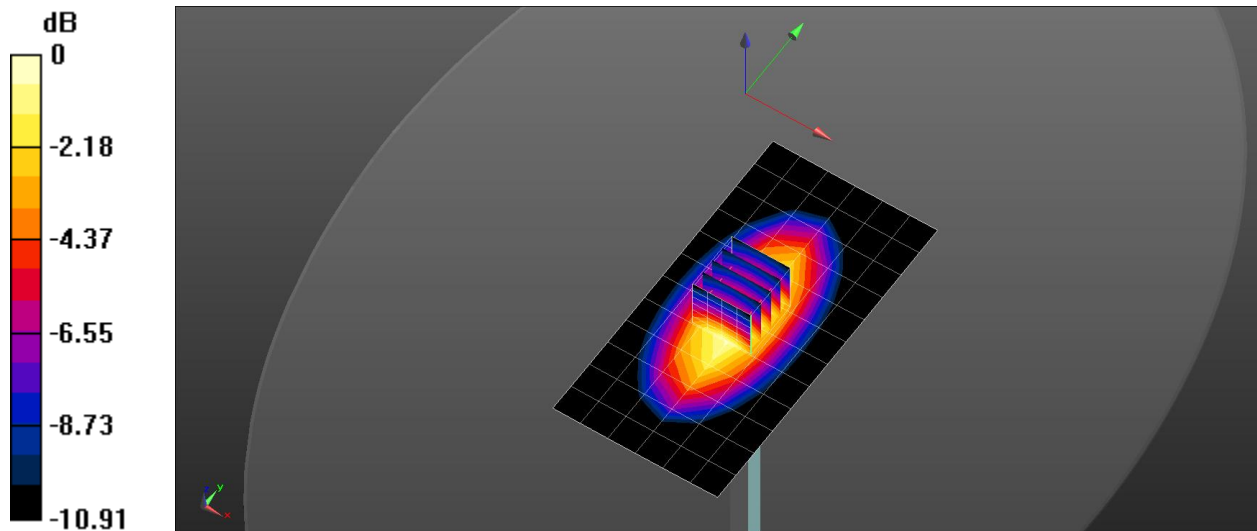
Peak SAR (extrapolated) = 4.26 W/kg

SAR(1 g) = 2.84 W/kg; SAR(10 g) = 1.84 W/kg

Smallest distance from peaks to all points 3 dB below = 16 mm

Ratio of SAR at M2 to SAR at M1 = 66.4%

Maximum value of SAR (measured) = 3.63 W/kg



0 dB = 3.63 W/kg = 5.60 dBW/kg

System Check_H1800_20201110

Frequency: 1800 MHz; Duty Cycle: 1:1; Room Ambient Temperature: 23.0°C; Liquid Temperature: 22.0°C

Medium parameters used: $f = 1800$ MHz; $\sigma = 1.375$ S/m; $\epsilon_r = 41.396$; $\rho = 1000$ kg/m³

DASY5 Configuration:

- Area Scan Setting: Find Secondary Maximum Within: 2.0 dB and with a peak SAR value greater than 0.0012W/kg
- Electronics: DAE4 Sn1486; Calibrated: 2020/6/4
- Probe: EX3DV4 - SN7369; ConvF(8.63, 8.63, 8.63) @ 1800 MHz; Calibrated: 2020/5/29
- Sensor-Surface: 2mm (Mechanical Surface Detection)
- Phantom: ELI V5.0 (20deg probe tilt); Type: QD OVA 002 AA; Serial: 1240

Configuration/Pin=250mW/Area Scan (7x7x1): Measurement grid: dx=15mm, dy=15mm

Maximum value of SAR (measured) = 13.4 W/kg

Configuration/Pin=250mW/Zoom Scan (5x5x7)/Cube 0: Measurement grid:

dx=8mm, dy=8mm, dz=5mm

Reference Value = 100.7 V/m; Power Drift = 0.01 dB

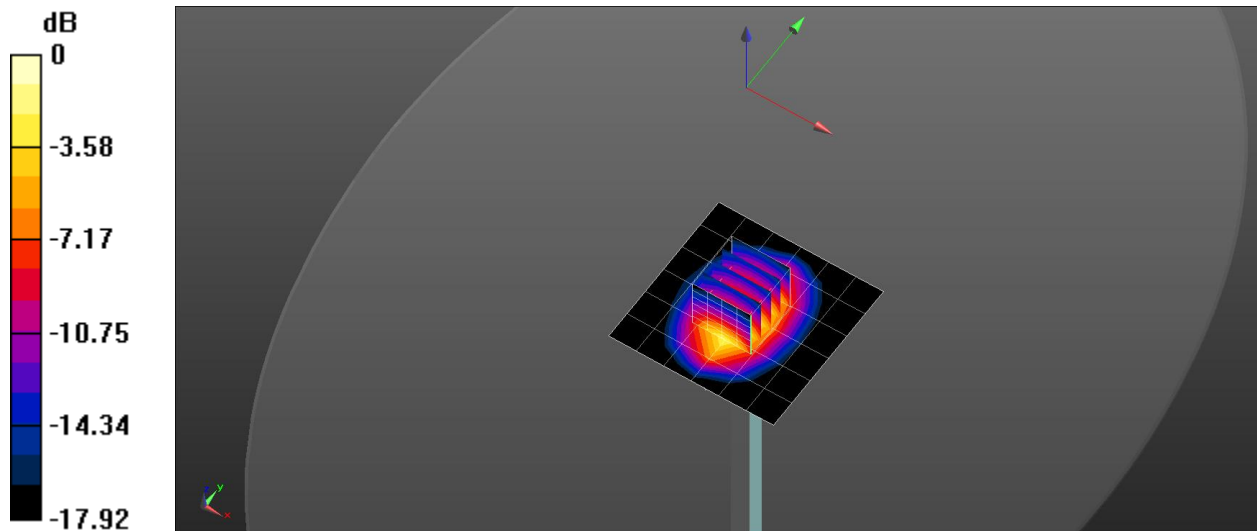
Peak SAR (extrapolated) = 17.1 W/kg

SAR(1 g) = 9.42 W/kg; SAR(10 g) = 4.91 W/kg

Smallest distance from peaks to all points 3 dB below = 10.7 mm

Ratio of SAR at M2 to SAR at M1 = 55.1%

Maximum value of SAR (measured) = 13.5 W/kg



0 dB = 13.5 W/kg = 11.31 dBW/kg

System Check_H1900_20201110

Frequency: 1900 MHz; Duty Cycle: 1:1; Room Ambient Temperature: 23.0°C; Liquid Temperature: 22.0°C

Medium parameters used: $f = 1900$ MHz; $\sigma = 1.412$ S/m; $\epsilon_r = 41.054$; $\rho = 1000$ kg/m³

DASY5 Configuration:

- Area Scan Setting: Find Secondary Maximum Within: 2.0 dB and with a peak SAR value greater than 0.0012W/kg
- Electronics: DAE4 Sn1486; Calibrated: 2020/6/4
- Probe: EX3DV4 - SN7369; ConvF(8.32, 8.32, 8.32) @ 1900 MHz; Calibrated: 2020/5/29
- Sensor-Surface: 1.4mm (Mechanical Surface Detection)
- Phantom: ELI V5.0 (20deg probe tilt); Type: QD OVA 002 AA; Serial: 1240

Configuration/Pin=250mW/Area Scan (7x7x1): Measurement grid: dx=15mm, dy=15mm

Maximum value of SAR (measured) = 14.1 W/kg

Configuration/Pin=250mW/Zoom Scan (5x5x7)/Cube 0: Measurement grid:

dx=8mm, dy=8mm, dz=5mm

Reference Value = 98.14 V/m; Power Drift = 0.03 dB


Peak SAR (extrapolated) = 17.5 W/kg

SAR(1 g) = 9.72 W/kg; SAR(10 g) = 5.1 W/kg

Smallest distance from peaks to all points 3 dB below = 9.6 mm

Ratio of SAR at M2 to SAR at M1 = 55.3%

Maximum value of SAR (measured) = 15.0 W/kg



0 dB = 15.0 W/kg = 11.75 dBW/kg

System Check_H2300_20201111

Frequency: 2300 MHz; Duty Cycle: 1:1; Room Ambient Temperature: 23.0°C; Liquid Temperature: 22.0°C

Medium parameters used: $f = 2300$ MHz; $\sigma = 1.68$ S/m; $\epsilon_r = 40.78$; $\rho = 1000$ kg/m³

DASY5 Configuration:

- Area Scan Setting: Find Secondary Maximum Within: 2.0 dB and with a peak SAR value greater than 0.0012W/kg
- Electronics: DAE4 Sn1486; Calibrated: 2020/6/4
- Probe: EX3DV4 - SN7369; ConvF(7.92, 7.92, 7.92) @ 2300 MHz; Calibrated: 2020/5/29
- Sensor-Surface: 2mm (Mechanical Surface Detection)
- Phantom: ELI V5.0 (20deg probe tilt); Type: QD OVA 002 AA; Serial: 1240

Configuration/Pin=250mW/Area Scan (7x7x1): Measurement grid: dx=15mm, dy=15mm

Maximum value of SAR (measured) = 17.4 W/kg

Configuration/Pin=250mW/Zoom Scan (5x5x7)/Cube 0: Measurement grid:

dx=8mm, dy=8mm, dz=5mm

Reference Value = 104.1 V/m; Power Drift = 0.05 dB

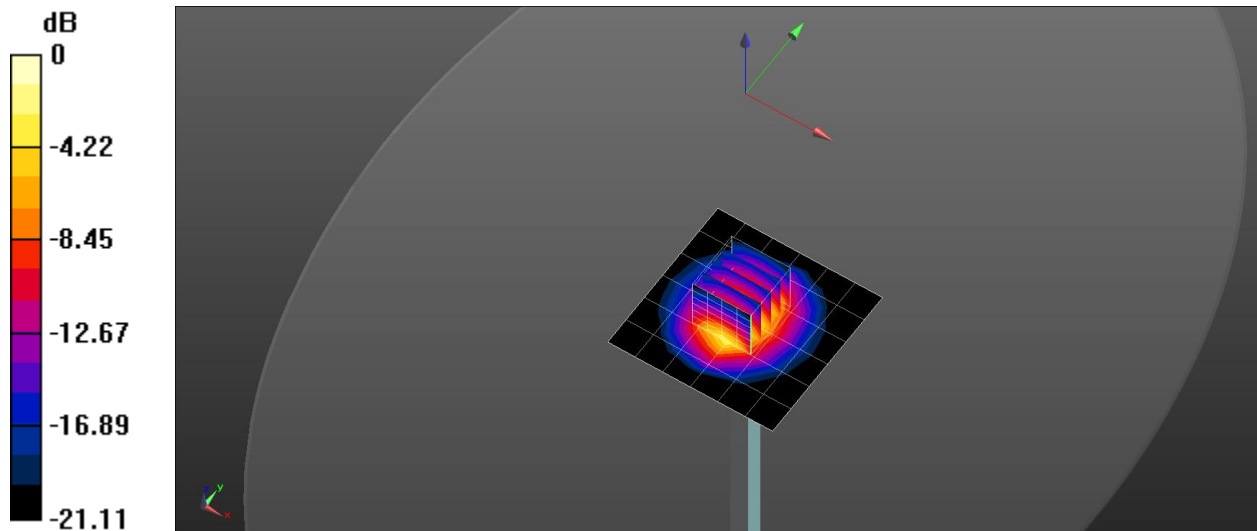
Peak SAR (extrapolated) = 24.0 W/kg

SAR(1 g) = 12.4 W/kg; SAR(10 g) = 5.96 W/kg

Smallest distance from peaks to all points 3 dB below = 9.6 mm

Ratio of SAR at M2 to SAR at M1 = 51.7%

Maximum value of SAR (measured) = 18.5 W/kg



0 dB = 18.5 W/kg = 12.66 dBW/kg

System Check_H2450_20201111

Frequency: 2450 MHz; Duty Cycle: 1:1; Room Ambient Temperature: 23.0°C; Liquid Temperature: 22.0°C

Medium parameters used (interpolated): $f = 2450$ MHz; $\sigma = 1.838$ S/m; $\epsilon_r = 40.438$; $\rho = 1000$ kg/m³

DASY5 Configuration:

- Area Scan Setting: Find Secondary Maximum Within: 2.0 dB and with a peak SAR value greater than 0.0012W/kg
- Electronics: DAE4 Sn1486; Calibrated: 2020/6/4
- Probe: EX3DV4 - SN7369; ConvF(7.6, 7.6, 7.6) @ 2450 MHz; Calibrated: 2020/5/29
- Sensor-Surface: 1.4mm (Mechanical Surface Detection)
- Phantom: ELI V5.0 (20deg probe tilt); Type: QD OVA 002 AA; Serial: 1240

System Performance Check at Frequencies above 1

GHz/Pin=250mW/Area Scan (9x9x1): Measurement grid: dx=12mm, dy=12mm

Maximum value of SAR (measured) = 22.5 W/kg

System Performance Check at Frequencies above 1

GHz/Pin=250mW/Zoom Scan (7x7x7)/Cube 0: Measurement grid: dx=5mm, dy=5mm, dz=5mm

Reference Value = 117.8 V/m; Power Drift = -0.31 dB

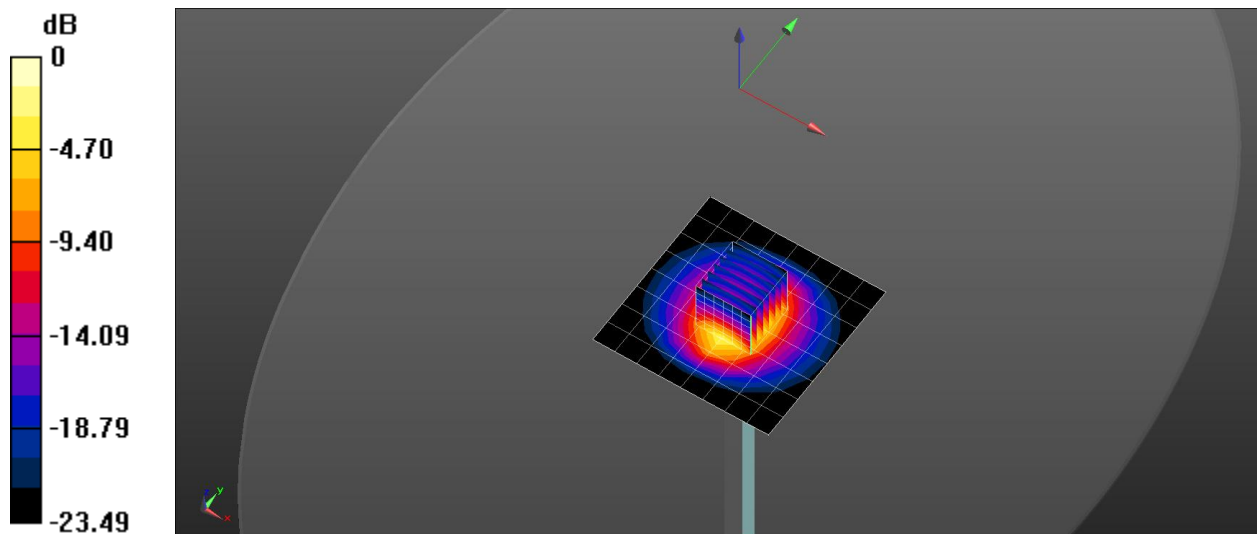
Peak SAR (extrapolated) = 27.8 W/kg

SAR(1 g) = 12.8 W/kg; SAR(10 g) = 5.85 W/kg

Smallest distance from peaks to all points 3 dB below = 9.8 mm

Ratio of SAR at M2 to SAR at M1 = 45.5%

Maximum value of SAR (measured) = 22.1 W/kg



0 dB = 22.1 W/kg = 13.45 dBW/kg

System Check_H2600_20201111

Frequency: 2600 MHz; Duty Cycle: 1:1; Room Ambient Temperature: 23.0°C; Liquid Temperature: 22.0°C

Medium parameters used: $f = 2600$ MHz; $\sigma = 2.014$ S/m; $\epsilon_r = 37.41$; $\rho = 1000$ kg/m³

DASY5 Configuration:

- Area Scan Setting: Find Secondary Maximum Within: 2.0 dB and with a peak SAR value greater than 0.0012W/kg
- Electronics: DAE4 Sn1486; Calibrated: 2020/6/4
- Probe: EX3DV4 - SN7369; ConvF(7.44, 7.44, 7.44) @ 2600 MHz; Calibrated: 2020/5/29
- Sensor-Surface: 2mm (Mechanical Surface Detection)
- Phantom: ELI V5.0 (20deg probe tilt); Type: QD OVA 002 AA; Serial: 1240

Configuration/Pin=250mW/Area Scan (7x7x1): Measurement grid: dx=15mm, dy=15mm

Maximum value of SAR (measured) = 20.0 W/kg

Configuration/Pin=250mW/Zoom Scan (5x5x7)/Cube 0: Measurement grid:

dx=8mm, dy=8mm, dz=5mm

Reference Value = 101.7 V/m; Power Drift = 0.01 dB


Peak SAR (extrapolated) = 29.4 W/kg

SAR(1 g) = 13.6 W/kg; SAR(10 g) = 5.98 W/kg

Smallest distance from peaks to all points 3 dB below = 9.6 mm

Ratio of SAR at M2 to SAR at M1 = 45.9%

Maximum value of SAR (measured) = 21.4 W/kg



0 dB = 21.4 W/kg = 13.29 dBW/kg