



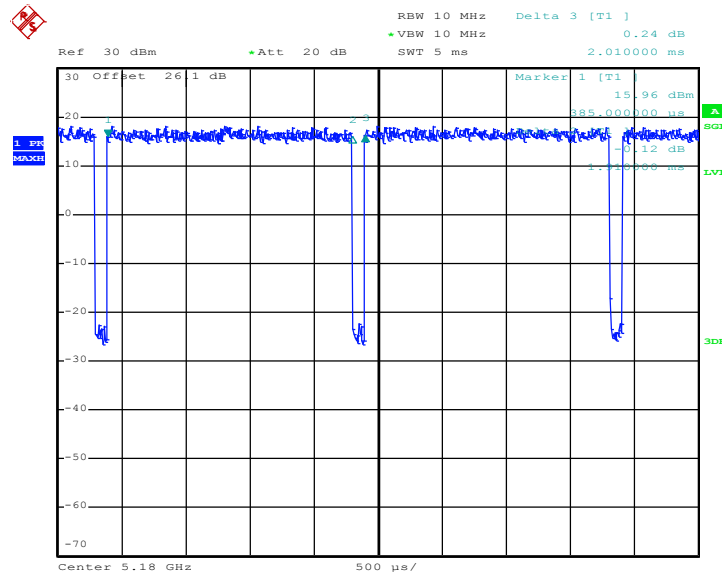
Appendix C Duty Cycle Plots

Antenna	Band	Duty Cycle(%)	T(us)	1/T(kHz)	VBW Setting
1	802.11a	95.03	1910.00	0.52	1kHz
1	5GHz 802.11n HT20	95.52	1920.00	0.52	1kHz
1	5GHz 802.11n HT40	97.41	940.00	1.06	3kHz
1	5GHz 802.11ac VHT80	94.26	460.00	2.17	3kHz
2	802.11a	95.03	1910.00	0.52	1kHz
2	5GHz 802.11n HT20	95.03	1910.00	0.52	1kHz
2	5GHz 802.11n HT40	96.91	940.00	1.06	3kHz
2	5GHz 802.11ac VHT80	93.50	460.00	2.17	3kHz
1+2	5GHz 802.11n HT20 for Ant 1	96.08	980.00	1.02	3kHz
1+2	5GHz 802.11n HT20 for Ant 2	96.08	980.00	1.02	3kHz
1+2	5GHz 802.11n HT40 for Ant 1	93.18	492.00	2.03	3kHz
1+2	5GHz 802.11n HT40 for Ant 2	92.42	488.00	2.05	3kHz
1+2	5GHz 802.11ac VHT80 for Ant 1	86.30	252.00	3.97	10kHz
1+2	5GHz 802.11ac VHT80 for Ant 2	86.30	252.00	3.97	10kHz



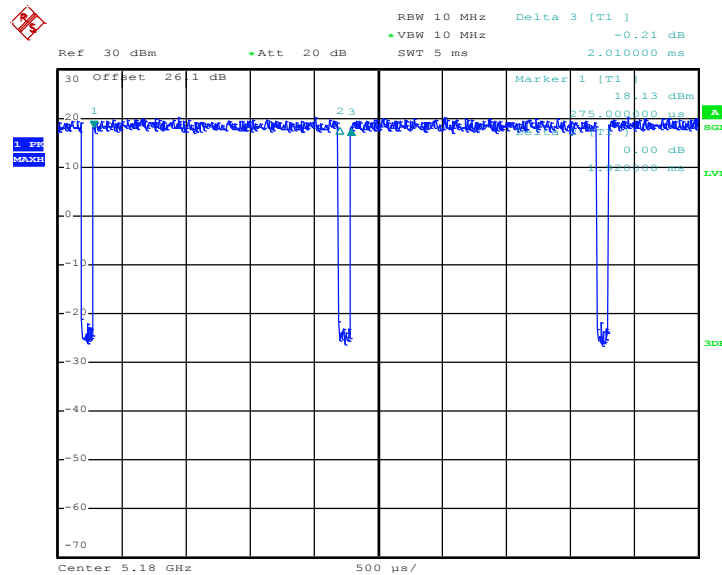
<Ant. 1>

802.11a



Date: 19.SEP.2016 09:58:18

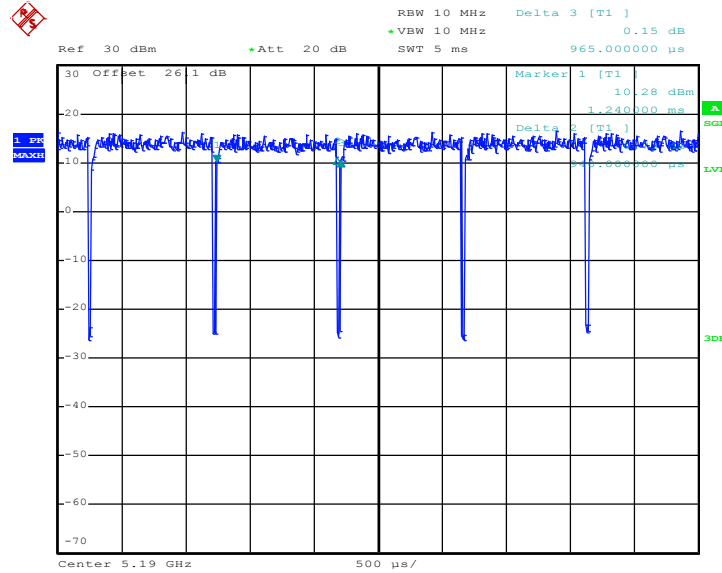
5GHz 802.11n HT20



Date: 19.SEP.2016 10:09:37

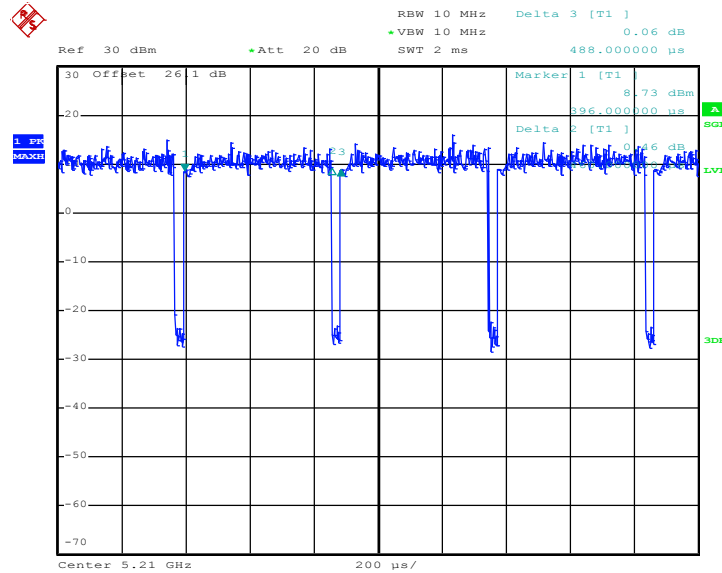


5GHz 802.11n HT40



Date: 19.SEP.2016 10:30:30

5GHz 802.11ac VHT80

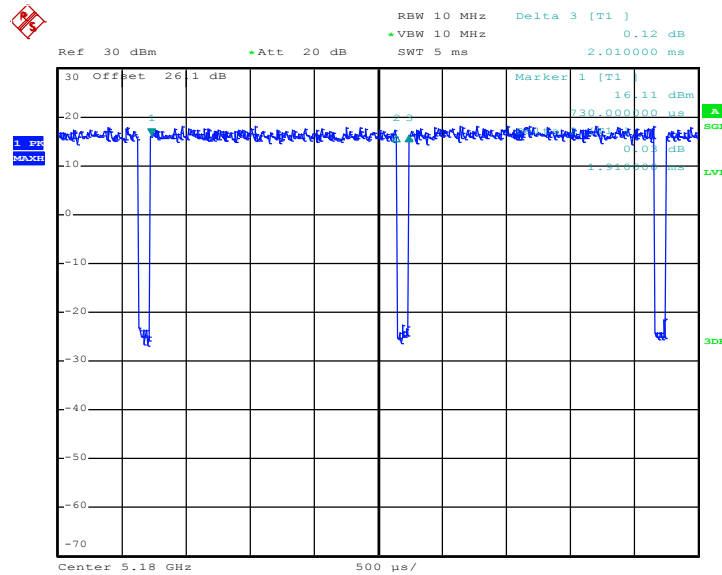


Date: 19.SEP.2016 11:05:42



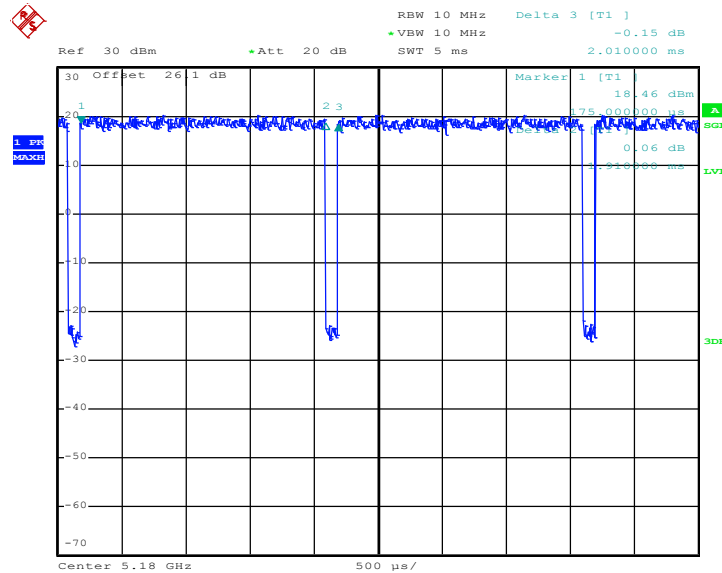
<Ant. 2>

802.11a



Date: 19.SEP.2016 09:58:47

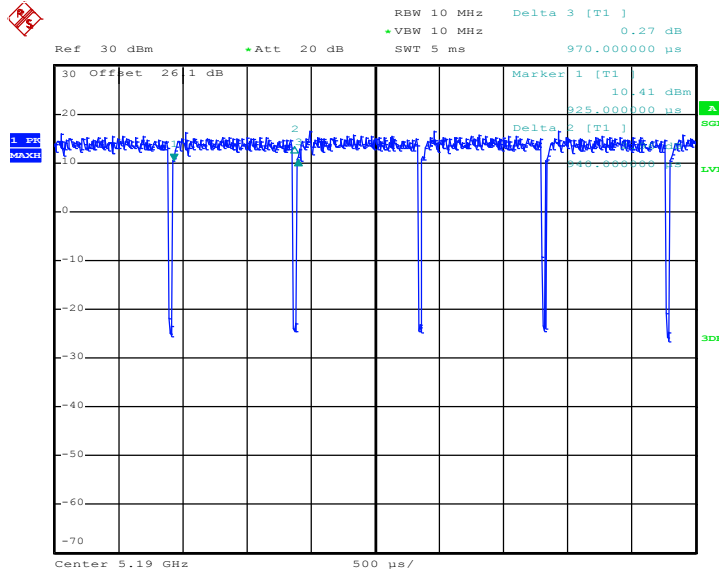
5GHz 802.11n HT20



Date: 19.SEP.2016 10:10:09

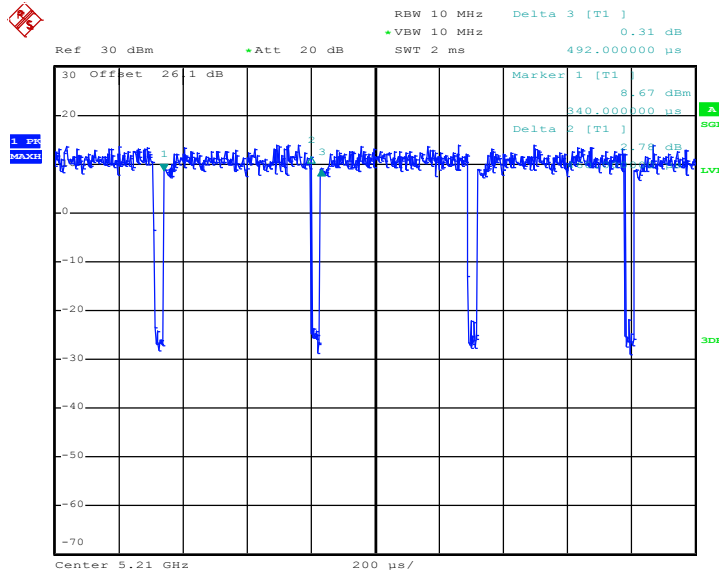


5GHz 802.11n HT40



Date: 19.SEP.2016 10:30:58

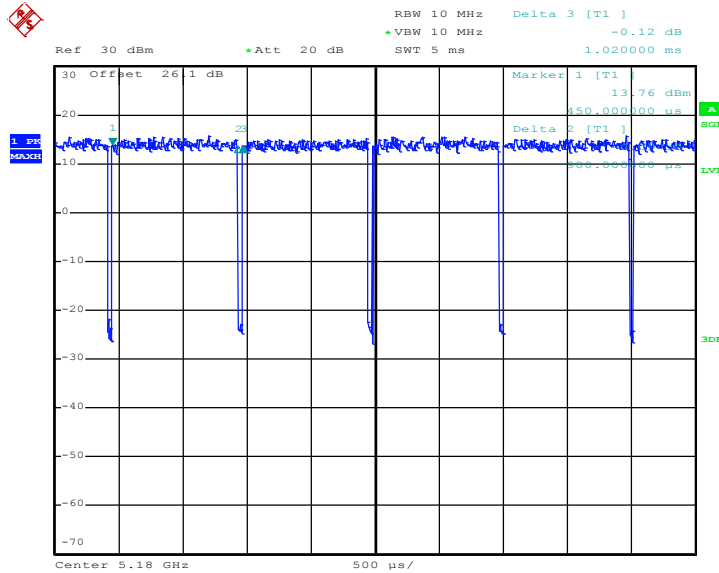
5GHz 802.11ac VHT80



Date: 19.SEP.2016 11:06:12

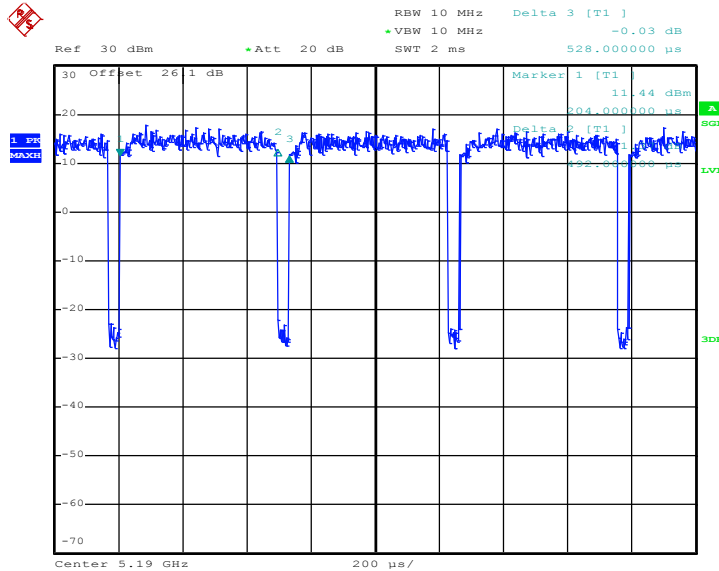


<MIMO Ant. 1+2(1)>
5GHz 802.11n HT20



Date: 19.SEP.2016 10:20:55

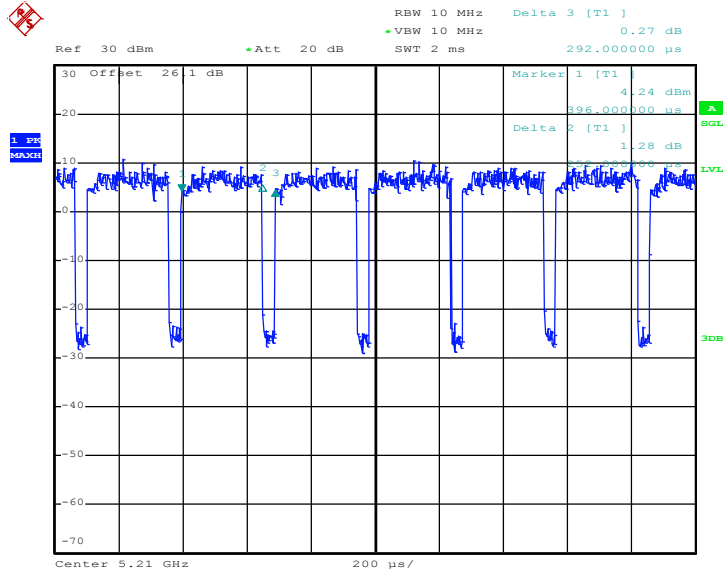
5GHz 802.11n HT40



Date: 19.SEP.2016 10:44:13



5GHz 802.11ac VHT80

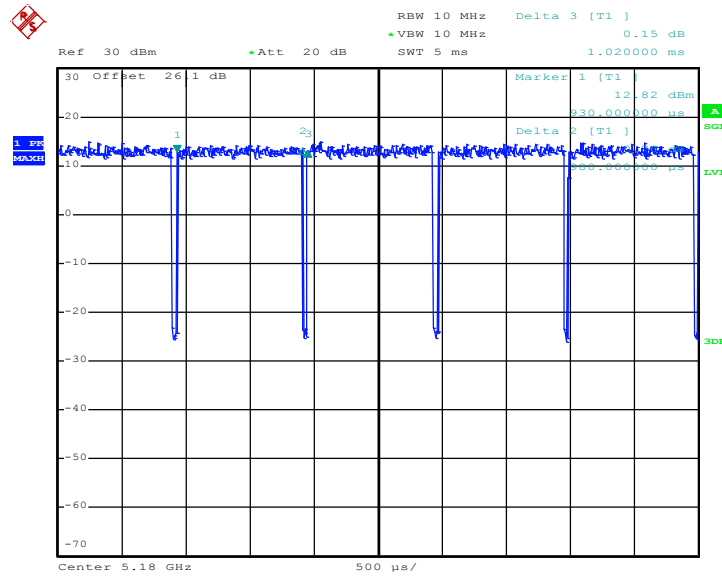


Date: 19.SEP.2016 11:10:00



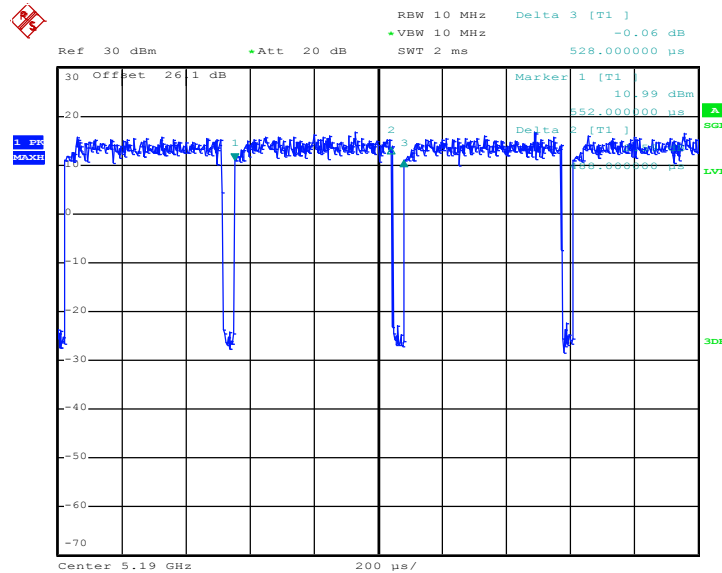
<MIMO Ant. 1+2(2)>

5GHz 802.11n HT20



Date: 19.SEP.2016 10:21:26

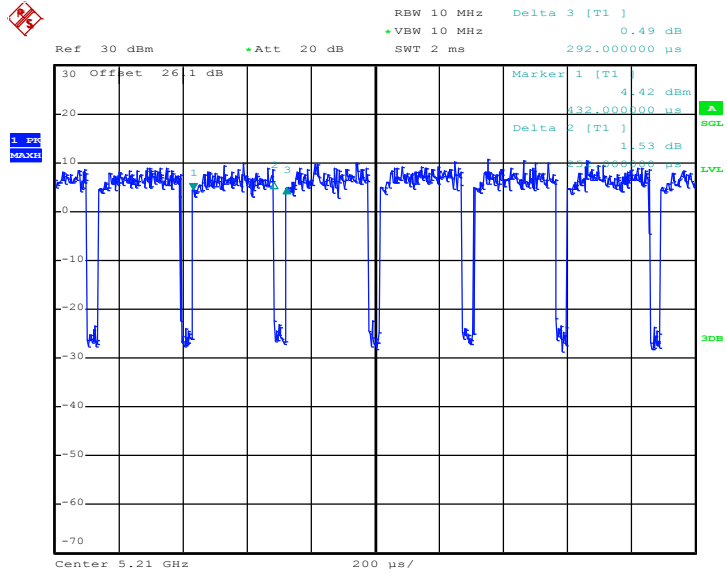
5GHz 802.11n HT40



Date: 19.SEP.2016 10:44:52



5GHz 802.11ac VHT80



Date: 19.SEP.2016 11:10:29