

Product : Intel® Dual Band Wireless-AC 8260
 Test Item : Band Edge
 Test Site : No.3 OATS
 Test Mode : Mode 2 SISO B: Transmit (802.11b 1Mbps)

RF Radiated Measurement (Horizontal):

Channel No.	Frequency (MHz)	Correct Factor (dB)	Reading Level (dBuV)	Emission Level (dBuV/m)	Peak Limit (dBuV/m)	Average Limit (dBuV/m)	Result
01 (Peak)	2390.000	33.739	38.134	71.873	74.00	54.00	Pass
01 (Peak)	2400.000	33.752	51.015	84.766	74.00	54.00	Pass
01 (Peak)	2410.400	33.768	81.500	115.268	--	--	Pass
01 (Average)	2390.000	33.739	15.910	49.649	74.00	54.00	Pass
01 (Average)	2400.000	33.752	38.087	71.838	74.00	54.00	Pass
01 (Average)	2411.400	33.771	76.214	109.984	--	--	Pass

Figure Channel 01: Horizontal (Peak)

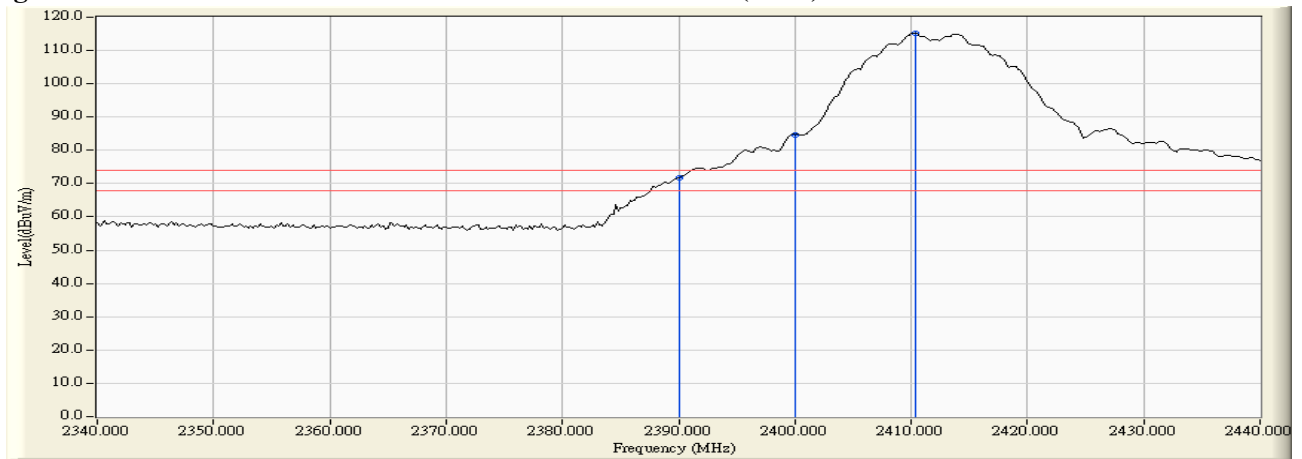
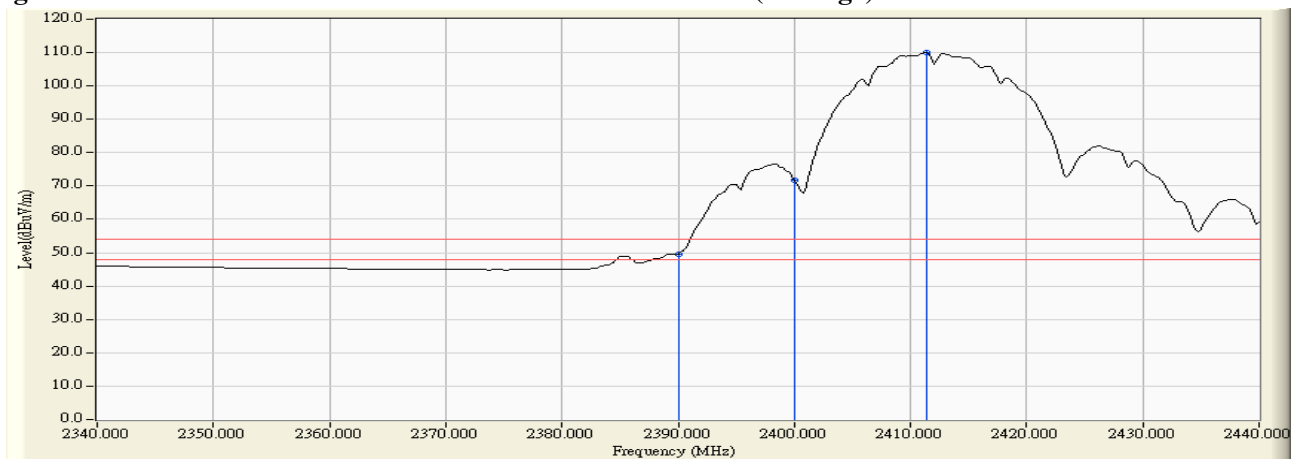


Figure Channel 01: Horizontal (Average)



Note:

1. All readings above 1GHz are performed with peak and/or average measurements as necessary.
2. Peak measurements: RBW = 1MHz, VBW = 3 MHz, Sweep: Auto.
3. Average measurements: RBW = 1MHz, VBW = 10 Hz, Sweep: Auto.
4. “ * ”, means this data is the worst emission level.
5. Measurement Level = Reading Level + Correct Factor.
6. The average measurement was not performed when the peak measured data under the limit of average detection.

Product : Intel® Dual Band Wireless-AC 8260
 Test Item : Band Edge
 Test Site : No.3 OATS
 Test Mode : Mode 2 SISO B: Transmit (802.11b 1Mbps)

RF Radiated Measurement (Vertical):

Channel No.	Frequency (MHz)	Correct Factor (dB)	Reading Level (dBuV)	Emission Level (dBuV/m)	Peak Limit (dBuV/m)	Average Limit (dBuV/m)	Result
01 (Peak)	2390.000	32.267	35.238	67.505	74.00	54.00	Pass
01 (Peak)	2400.000	32.241	48.351	80.592	74.00	54.00	Pass
01 (Peak)	2410.200	32.244	78.857	111.101	--	--	Pass
01 (Average)	2390.000	32.267	14.236	46.503	74.00	54.00	Pass
01 (Average)	2400.000	32.241	35.319	67.560	74.00	54.00	Pass
01 (Average)	2411.400	32.247	73.634	105.880	--	--	Pass

Figure Channel 01:

Vertical (Peak)

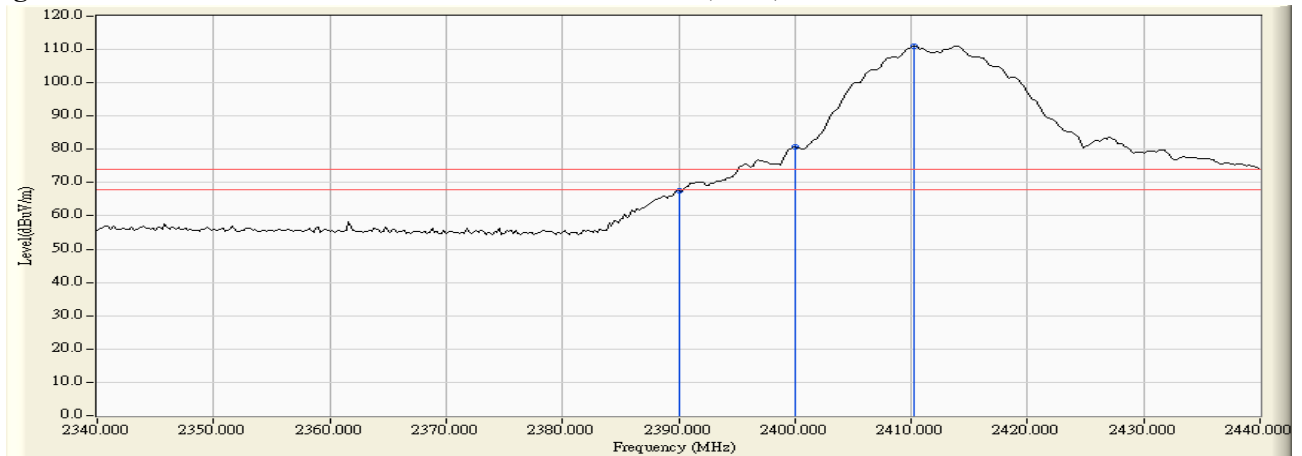
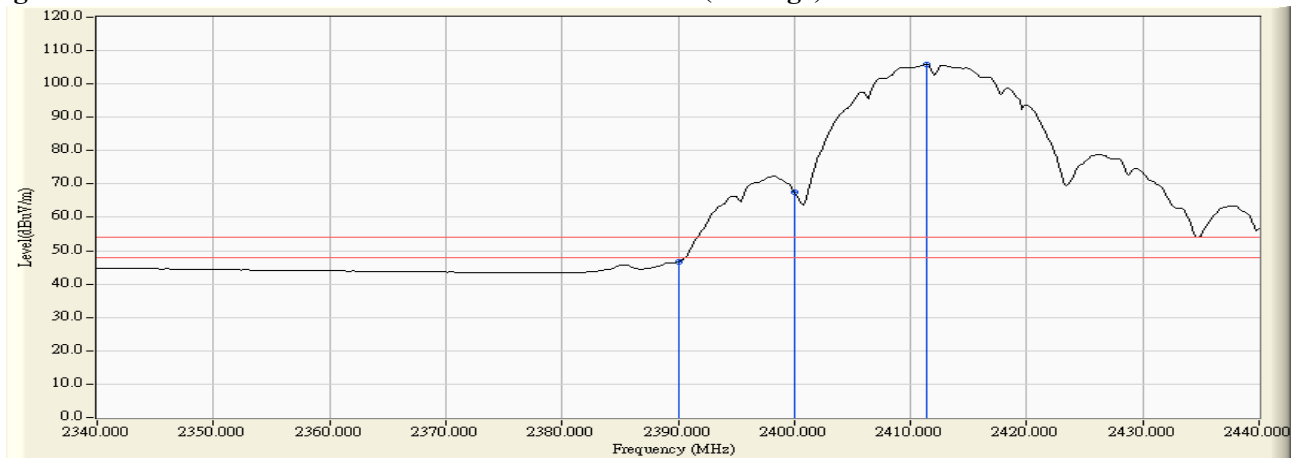


Figure Channel 01:

Vertical (Average)



Note:

1. All readings above 1GHz are performed with peak and/or average measurements as necessary.
2. Peak measurements: RBW = 1MHz, VBW = 3 MHz, Sweep: Auto.
3. Average measurements: RBW = 1MHz, VBW = 10 Hz, Sweep: Auto.
4. “ * ”, means this data is the worst emission level.
5. Measurement Level = Reading Level + Correct Factor.
6. The average measurement was not performed when the peak measured data under the limit of average detection.

Product : Intel® Dual Band Wireless-AC 8260
 Test Item : Band Edge
 Test Site : No.3 OATS
 Test Mode : Mode 2 SISO B: Transmit (802.11b 1Mbps)

RF Radiated Measurement (Horizontal):

Channel No.	Frequency (MHz)	Correct Factor (dB)	Reading Level (dBuV)	Emission Level (dBuV/m)	Peak Limit (dBuV/m)	Average Limit (dBuV/m)	Result
10 (Peak)	2458.700	33.884	81.353	115.237	--	--	Pass
10 (Peak)	2483.500	33.951	39.461	73.411	74.00	54.00	Pass
10 (Average)	2456.300	33.878	76.026	109.904	--	--	Pass
10 (Average)	2483.500	33.951	17.959	51.909	74.00	54.00	Pass

Figure Channel 10: Horizontal (Peak)

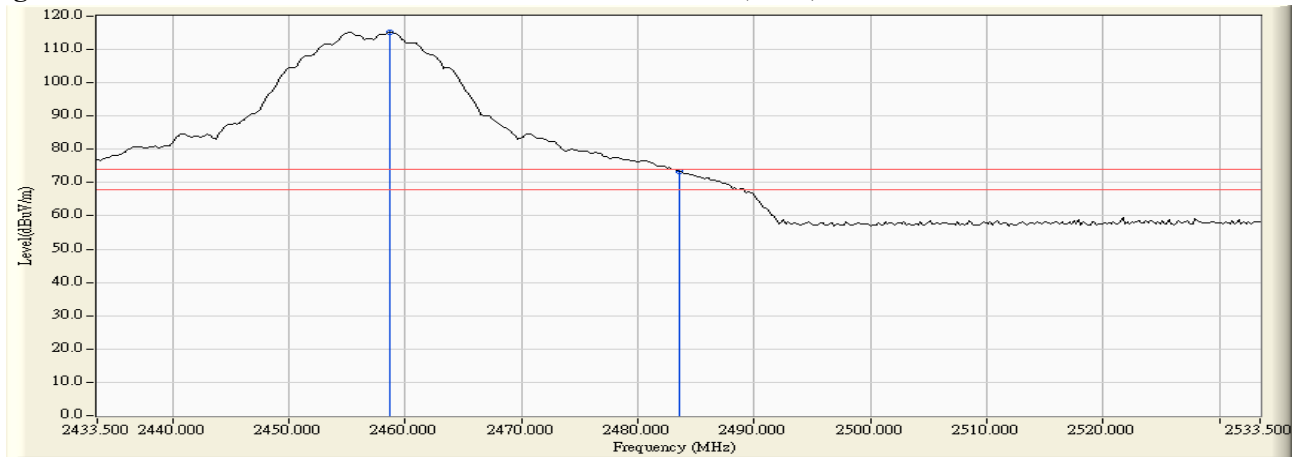


Figure Channel 10: Horizontal (Average)



Note:

1. All readings above 1GHz are performed with peak and/or average measurements as necessary.
2. Peak measurements: RBW = 1MHz, VBW = 3 MHz, Sweep: Auto.
3. Average measurements: RBW = 1MHz, VBW = 10 Hz, Sweep: Auto.
4. “ * ”, means this data is the worst emission level.
5. Measurement Level = Reading Level + Correct Factor.
6. The average measurement was not performed when the peak measured data under the limit of average detection.

Product : Intel® Dual Band Wireless-AC 8260
 Test Item : Band Edge
 Test Site : No.3 OATS
 Test Mode : Mode 2 SISO B: Transmit (802.11b 1Mbps)

RF Radiated Measurement (Vertical):

Channel No.	Frequency (MHz)	Correct Factor (dB)	Reading Level (dBuV)	Emission Level (dBuV/m)	Peak Limit (dBuV/m)	Average Limit (dBuV/m)	Result
10 (Peak)	2458.700	32.465	79.545	112.010	--	--	Pass
10 (Peak)	2483.500	32.586	36.683	69.268	74.00	54.00	Pass
10 (Average)	2456.100	32.452	73.522	105.974	--	--	Pass
10 (Average)	2483.500	32.586	16.100	48.685	74.00	54.00	Pass

Figure Channel 10: Vertical (Peak)

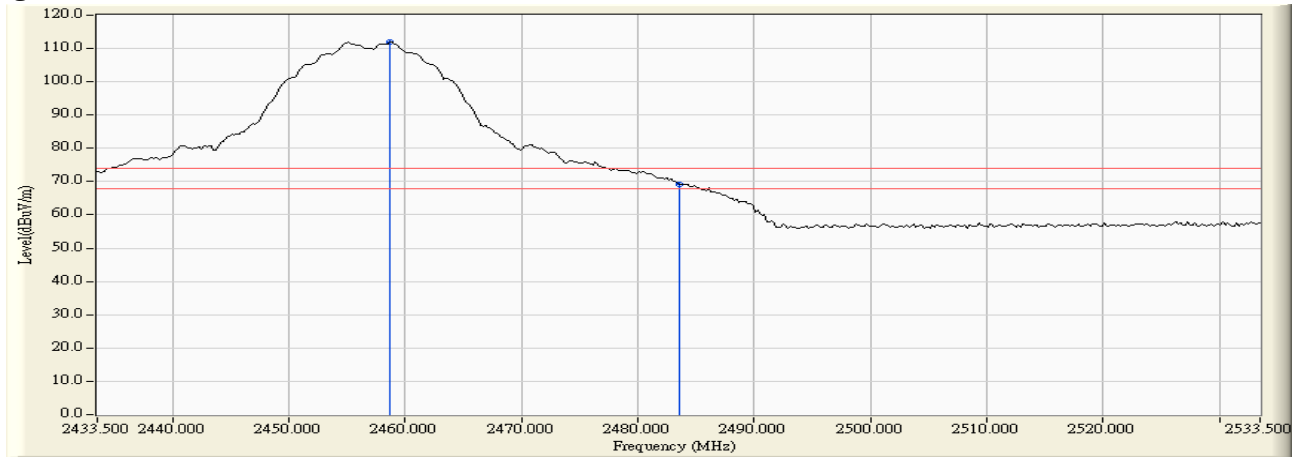


Figure Channel 10: Vertical (Average)



Note:

1. All readings above 1GHz are performed with peak and/or average measurements as necessary.
2. Peak measurements: RBW = 1MHz, VBW = 3 MHz, Sweep: Auto.
3. Average measurements: RBW = 1MHz, VBW = 10 Hz, Sweep: Auto.
4. “ * ”, means this data is the worst emission level.
5. Measurement Level = Reading Level + Correct Factor.
6. The average measurement was not performed when the peak measured data under the limit of average detection.

Product : Intel® Dual Band Wireless-AC 8260
 Test Item : Band Edge
 Test Site : No.3 OATS
 Test Mode : Mode 2 SISO B: Transmit (802.11b 1Mbps)

RF Radiated Measurement (Horizontal):

Channel No.	Frequency (MHz)	Correct Factor (dB)	Reading Level (dBuV)	Emission Level (dBuV/m)	Peak Limit (dBuV/m)	Average Limit (dBuV/m)	Result
11 (Peak)	2463.700	33.897	78.184	112.081	--	--	Pass
11 (Peak)	2483.500	33.951	39.479	73.429	74.00	54.00	Pass
11 (Average)	2461.100	33.890	72.940	106.830	--	--	Pass
11 (Average)	2483.500	33.951	16.096	50.046	74.00	54.00	Pass

Figure Channel 11: Horizontal (Peak)

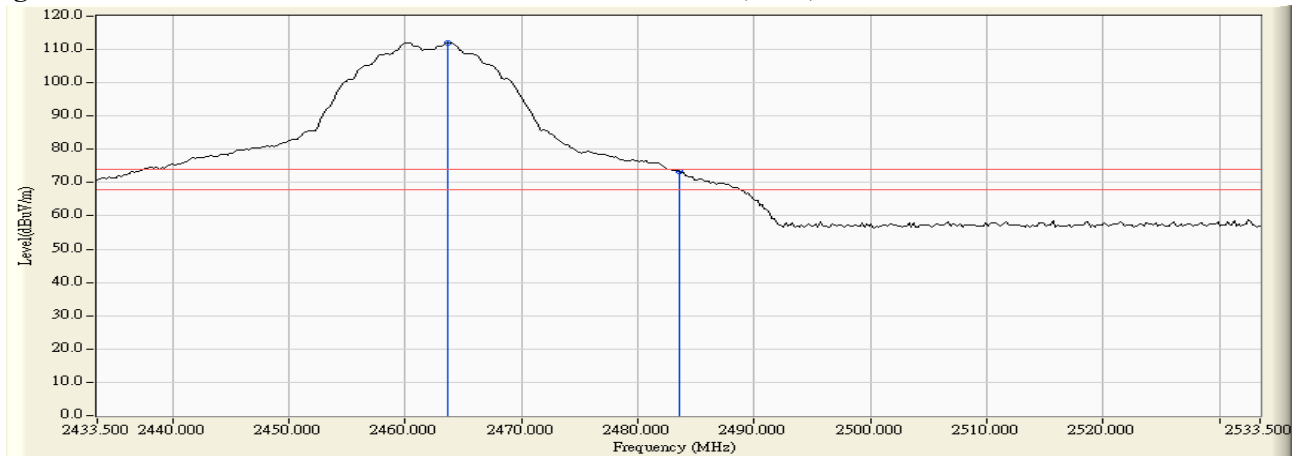
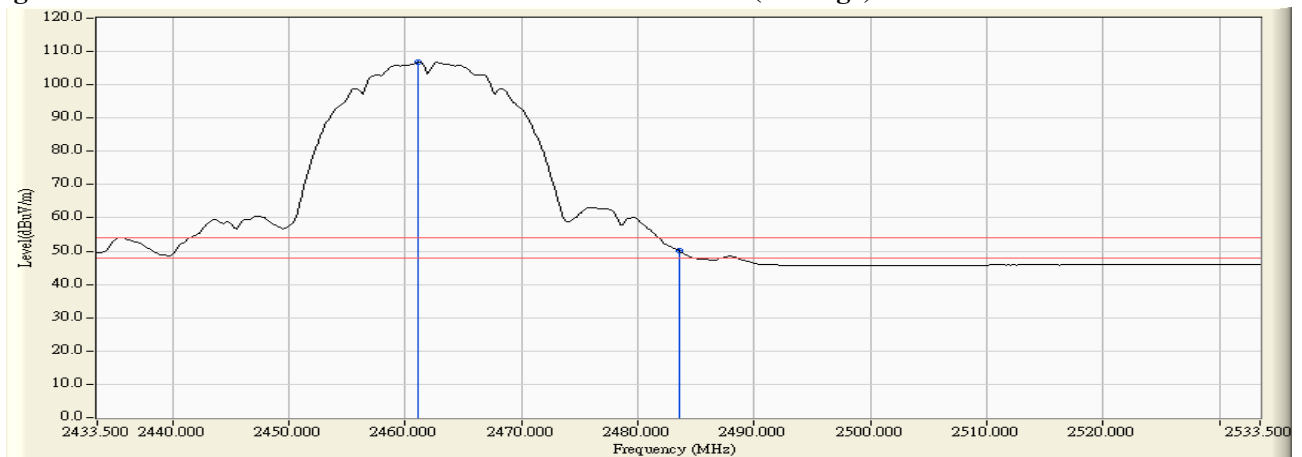


Figure Channel 11: Horizontal (Average)



Note:

1. All readings above 1GHz are performed with peak and/or average measurements as necessary.
2. Peak measurements: RBW = 1MHz, VBW = 3 MHz, Sweep: Auto.
3. Average measurements: RBW = 1MHz, VBW = 10 Hz, Sweep: Auto.
4. “ * ”, means this data is the worst emission level.
5. Measurement Level = Reading Level + Correct Factor.
6. The average measurement was not performed when the peak measured data under the limit of average detection.

Product : Intel® Dual Band Wireless-AC 8260
 Test Item : Band Edge
 Test Site : No.3 OATS
 Test Mode : Mode 2 SISO B: Transmit (802.11b 1Mbps)

RF Radiated Measurement (Vertical):

Channel No.	Frequency (MHz)	Correct Factor (dB)	Reading Level (dBuV)	Emission Level (dBuV/m)	Peak Limit (dBuV/m)	Average Limit (dBuV/m)	Result
11 (Peak)	2463.700	32.489	75.733	108.222	--	--	Pass
11 (Peak)	2483.500	32.586	37.001	69.586	74.00	54.00	Pass
11 (Average)	2461.300	32.477	70.550	103.027	--	--	Pass
11 (Average)	2483.500	32.586	14.619	47.204	74.00	54.00	Pass

Figure Channel 11: Vertical (Peak)

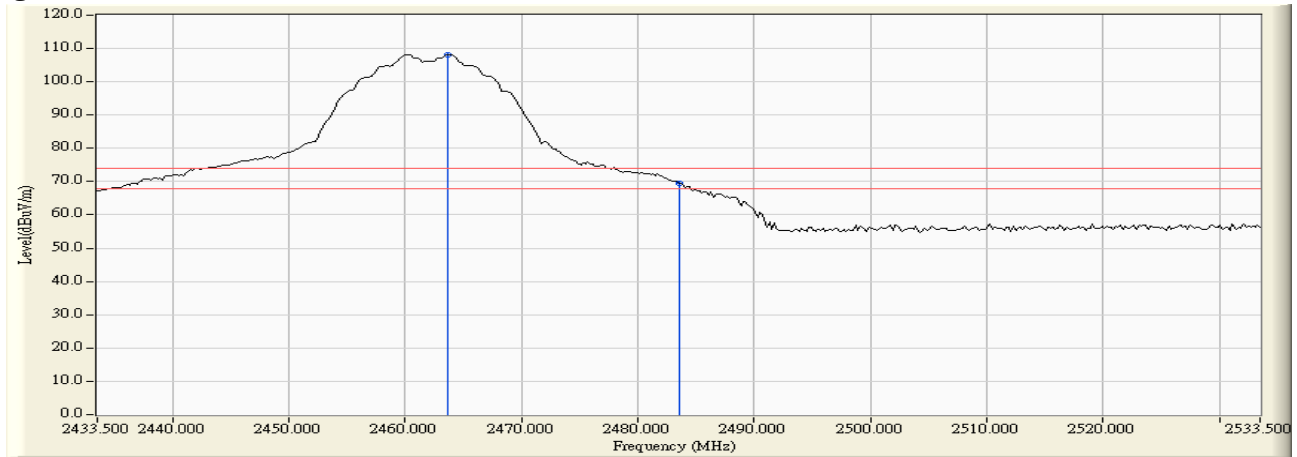
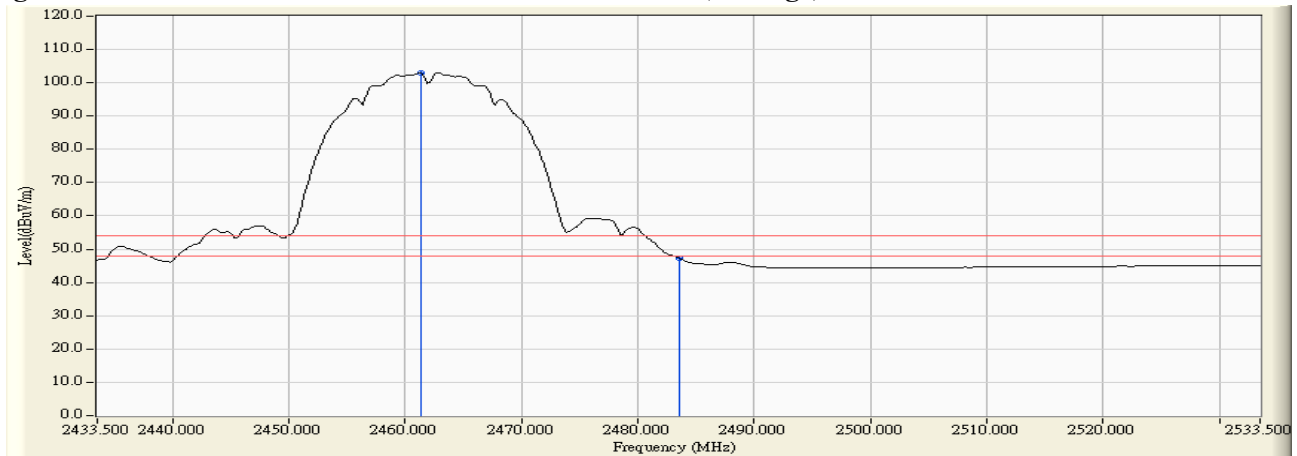


Figure Channel 11: Vertical (Average)



Note:

1. All readings above 1GHz are performed with peak and/or average measurements as necessary.
2. Peak measurements: RBW = 1MHz, VBW = 3 MHz, Sweep: Auto.
3. Average measurements: RBW = 1MHz, VBW = 10 Hz, Sweep: Auto.
4. “ * ”, means this data is the worst emission level.
5. Measurement Level = Reading Level + Correct Factor.
6. The average measurement was not performed when the peak measured data under the limit of average detection.

Product : Intel® Dual Band Wireless-AC 8260
 Test Item : Band Edge
 Test Site : No.3 OATS
 Test Mode : Mode 2 SISO B: Transmit (802.11b 1Mbps)

RF Radiated Measurement (Horizontal):

Channel No.	Frequency (MHz)	Correct Factor (dB)	Reading Level (dBuV)	Emission Level (dBuV/m)	Peak Limit (dBuV/m)	Average Limit (dBuV/m)	Result
12 (Peak)	2465.300	33.901	75.177	109.078	--	--	Pass
12 (Peak)	2483.500	33.951	39.335	73.285	74.00	54.00	Pass
12 (Average)	2466.300	33.904	69.913	103.817	--	--	Pass
12 (Average)	2483.500	33.951	14.854	48.804	74.00	54.00	Pass

Figure Channel 12: Horizontal (Peak)

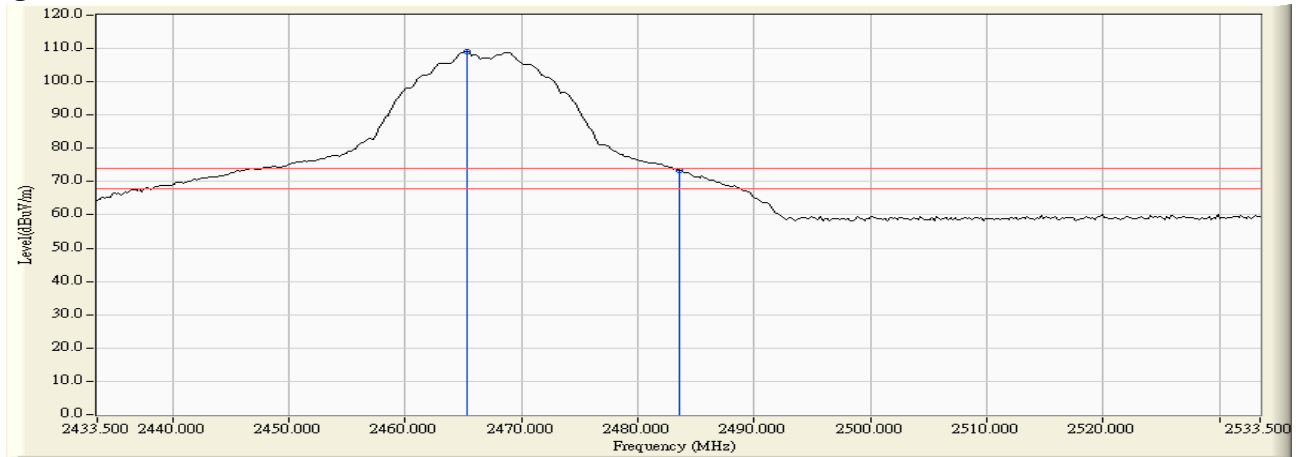
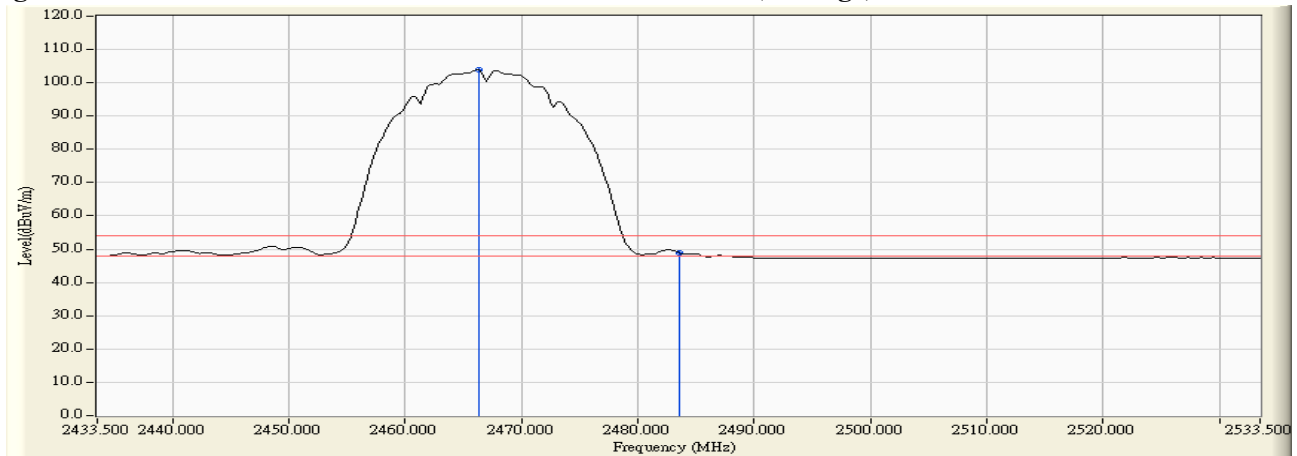


Figure Channel 12: Horizontal (Average)



Note:

1. All readings above 1GHz are performed with peak and/or average measurements as necessary.
2. Peak measurements: RBW = 1MHz, VBW = 3 MHz, Sweep: Auto.
3. Average measurements: RBW = 1MHz, VBW = 10 Hz, Sweep: Auto.
4. “ * ”, means this data is the worst emission level.
5. Measurement Level = Reading Level + Correct Factor.
6. The average measurement was not performed when the peak measured data under the limit of average detection.

Product : Intel® Dual Band Wireless-AC 8260
 Test Item : Band Edge
 Test Site : No.3 OATS
 Test Mode : Mode 2 SISO B: Transmit (802.11b 1Mbps)

RF Radiated Measurement (Vertical):

Channel No.	Frequency (MHz)	Correct Factor (dB)	Reading Level (dBuV)	Emission Level (dBuV/m)	Peak Limit (dBuV/m)	Average Limit (dBuV/m)	Result
12 (Peak)	2465.100	32.495	72.376	104.871	--	--	Pass
12 (Peak)	2483.500	32.586	37.152	69.737	74.00	54.00	Pass
12 (Average)	2466.300	32.501	67.334	99.835	--	--	Pass
12 (Average)	2483.500	32.586	14.262	46.847	74.00	54.00	Pass

Figure Channel 12: Vertical (Peak)

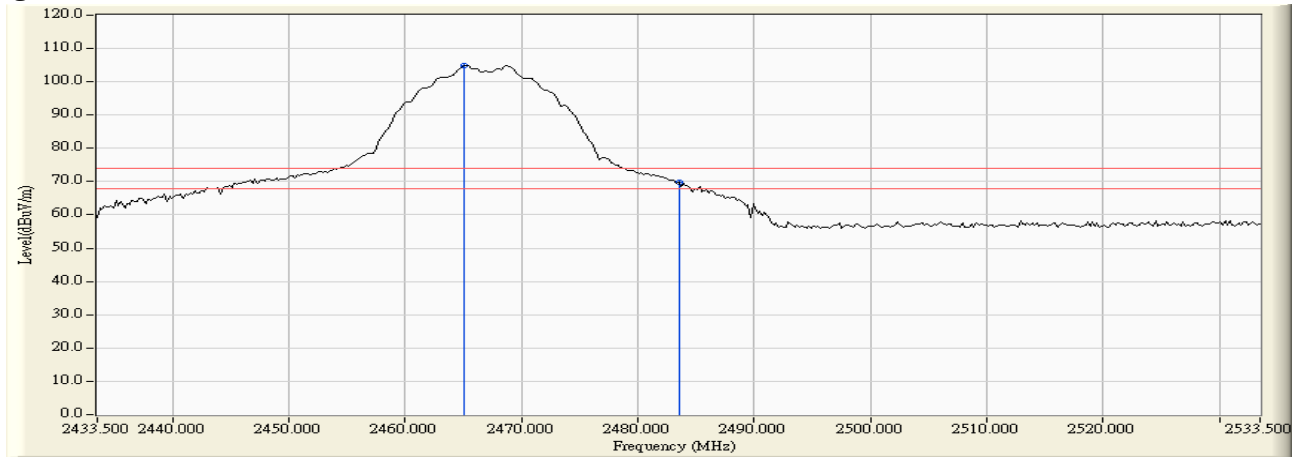
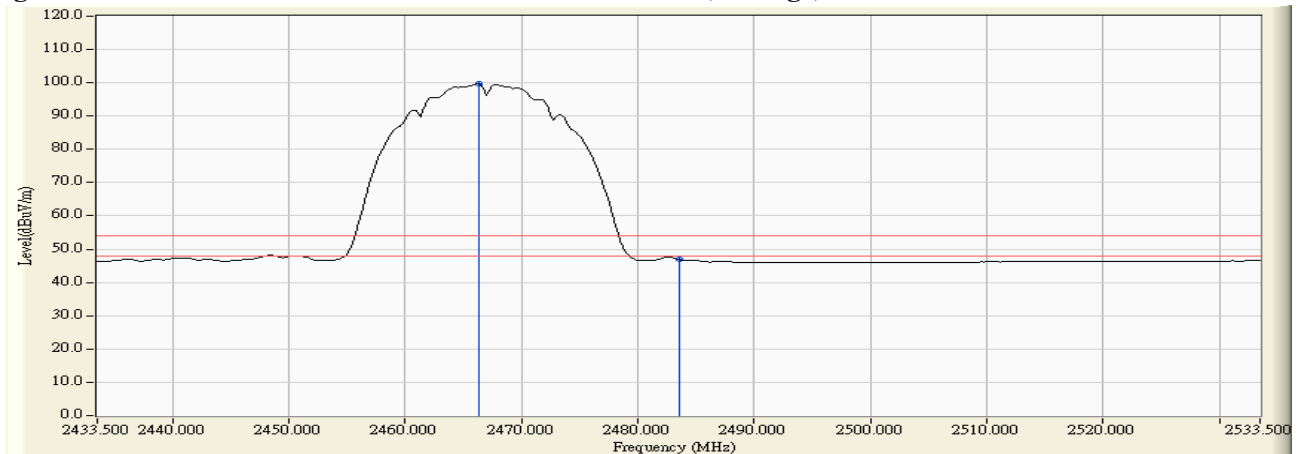


Figure Channel 12: Vertical (Average)



Note:

1. All readings above 1GHz are performed with peak and/or average measurements as necessary.
2. Peak measurements: RBW = 1MHz, VBW = 3 MHz, Sweep: Auto.
3. Average measurements: RBW = 1MHz, VBW = 10 Hz, Sweep: Auto.
4. “ * ”, means this data is the worst emission level.
5. Measurement Level = Reading Level + Correct Factor.
6. The average measurement was not performed when the peak measured data under the limit of average detection.

Product : Intel® Dual Band Wireless-AC 8260
 Test Item : Band Edge
 Test Site : No.3 OATS
 Test Mode : Mode 2 SISO B: Transmit (802.11g 6Mbps)

RF Radiated Measurement (Horizontal):

Channel No.	Frequency (MHz)	Correct Factor (dB)	Reading Level (dBuV)	Emission Level (dBuV/m)	Peak Limit (dBuV/m)	Average Limit (dBuV/m)	Result
01 (Peak)	2390.000	33.739	36.866	70.605	74.00	54.00	Pass
01 (Peak)	2400.000	33.752	58.623	92.374	74.00	54.00	Pass
01 (Peak)	2409.800	33.768	80.727	114.494	--	--	Pass
01 (Average)	2390.000	33.739	19.516	53.255	74.00	54.00	Pass
01 (Average)	2400.000	33.752	39.614	73.365	74.00	54.00	Pass
01 (Average)	2410.000	33.768	70.058	103.826	--	--	Pass

Figure Channel 01:

Horizontal (Peak)

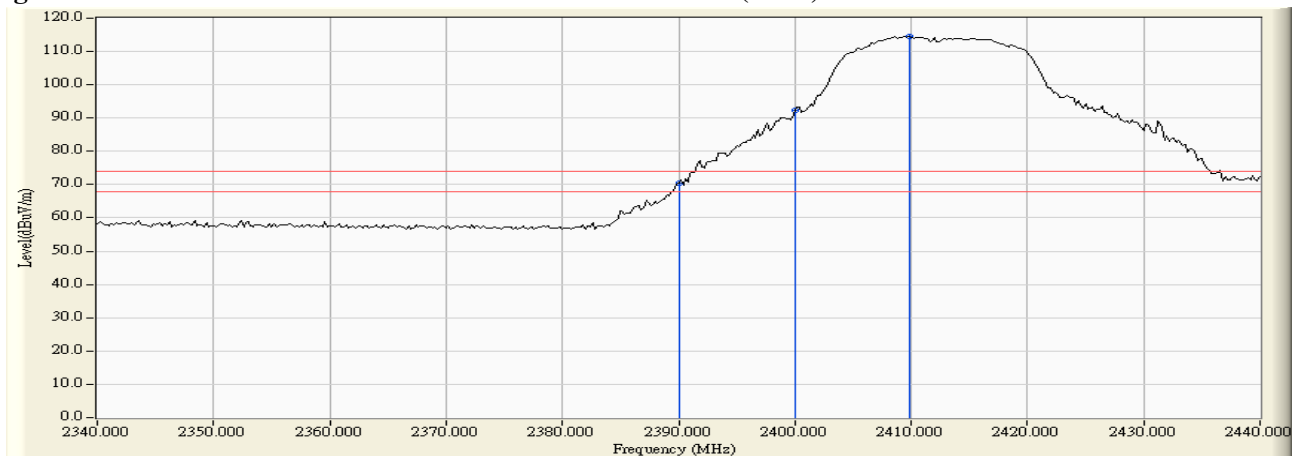
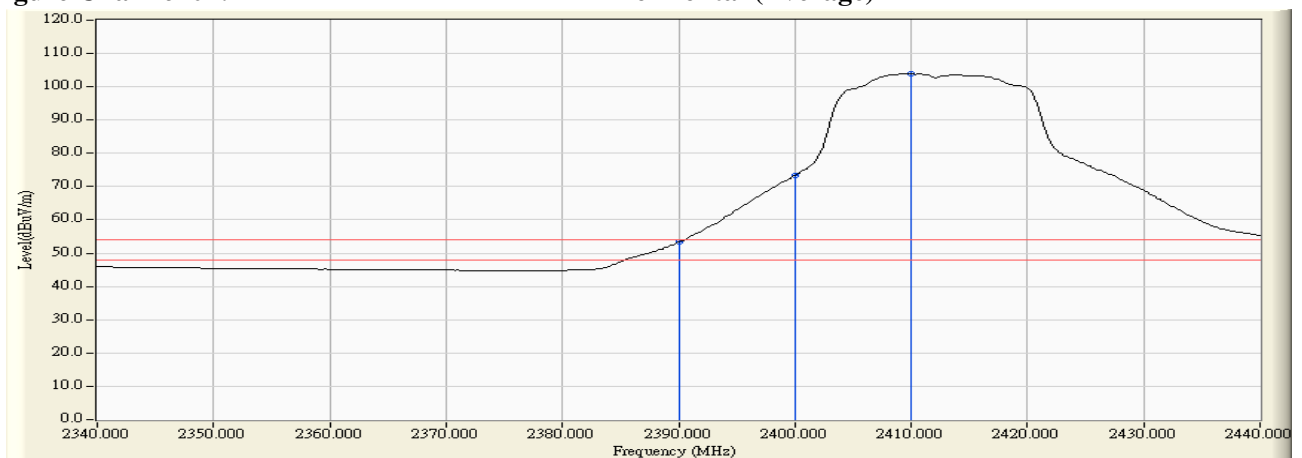


Figure Channel 01:

Horizontal (Average)



Note:

1. All readings above 1GHz are performed with peak and/or average measurements as necessary.
2. Peak measurements: RBW = 1MHz, VBW = 3 MHz, Sweep: Auto.
3. Average measurements: RBW = 1MHz, VBW = 10 Hz, Sweep: Auto.
4. “ * ”, means this data is the worst emission level.
5. Measurement Level = Reading Level + Correct Factor.
6. The average measurement was not performed when the peak measured data under the limit of average detection.

Product : Intel® Dual Band Wireless-AC 8260
 Test Item : Band Edge
 Test Site : No.3 OATS
 Test Mode : Mode 2 SISO B: Transmit (802.11g 6Mbps)

RF Radiated Measurement (Vertical):

Channel No.	Frequency (MHz)	Correct Factor (dB)	Reading Level (dBuV)	Emission Level (dBuV/m)	Peak Limit (dBuV/m)	Average Limit (dBuV/m)	Result
01 (Peak)	2390.000	32.267	35.517	67.784	74.00	54.00	Pass
01 (Peak)	2400.000	32.241	54.744	86.985	74.00	54.00	Pass
01 (Peak)	2409.600	32.244	78.623	110.867	--	--	Pass
01 (Average)	2390.000	32.267	17.401	49.668	74.00	54.00	Pass
01 (Average)	2400.000	32.241	36.862	69.103	74.00	54.00	Pass
01 (Average)	2410.800	32.244	67.710	99.954	--	--	Pass

Figure Channel 01:

Vertical (Peak)

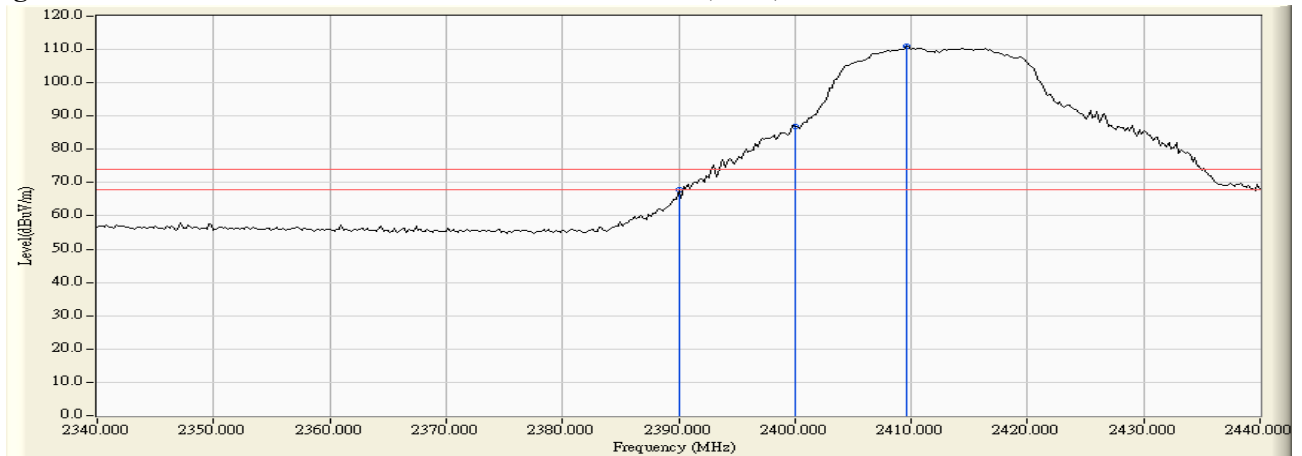
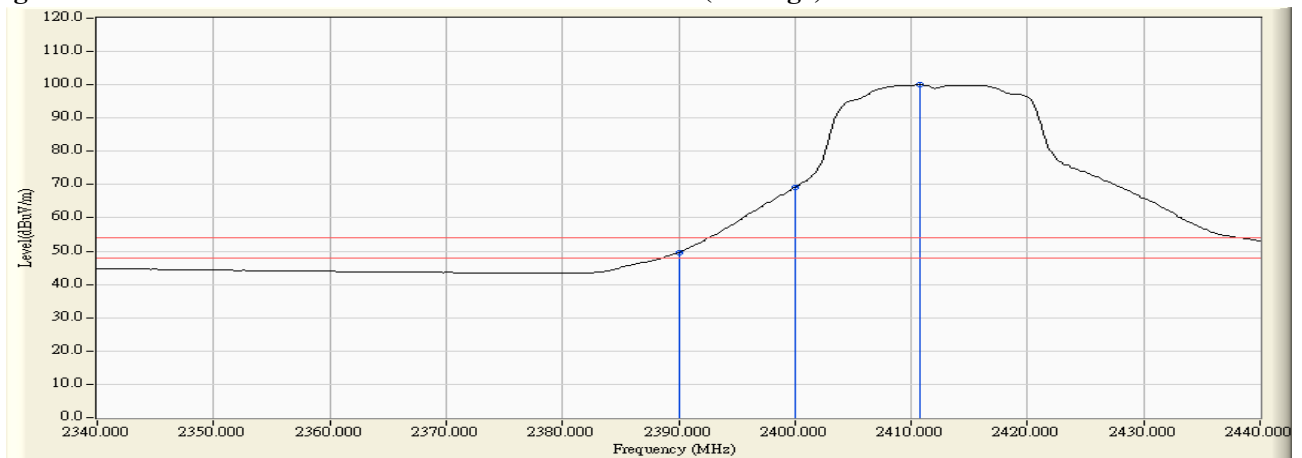


Figure Channel 01:

Vertical (Average)



Note:

1. All readings above 1GHz are performed with peak and/or average measurements as necessary.
2. Peak measurements: RBW = 1MHz, VBW = 3 MHz, Sweep: Auto.
3. Average measurements: RBW = 1MHz, VBW = 10 Hz, Sweep: Auto.
4. “ * ”, means this data is the worst emission level.
5. Measurement Level = Reading Level + Correct Factor.
6. The average measurement was not performed when the peak measured data under the limit of average detection.

Product : Intel® Dual Band Wireless-AC 8260
 Test Item : Band Edge
 Test Site : No.3 OATS
 Test Mode : Mode 2 SISO B: Transmit (802.11g 6Mbps)

RF Radiated Measurement (Horizontal):

Channel No.	Frequency (MHz)	Correct Factor (dB)	Reading Level (dBuV)	Emission Level (dBuV/m)	Peak Limit (dBuV/m)	Average Limit (dBuV/m)	Result
10 (Peak)	2460.500	33.889	81.058	114.947	--	--	Pass
10 (Peak)	2483.500	33.951	36.159	70.109	74.00	54.00	Pass
10 (Average)	2458.700	33.884	69.974	103.858	--	--	Pass
10 (Average)	2483.500	33.951	18.970	52.920	74.00	54.00	Pass

Figure Channel 10: Horizontal (Peak)

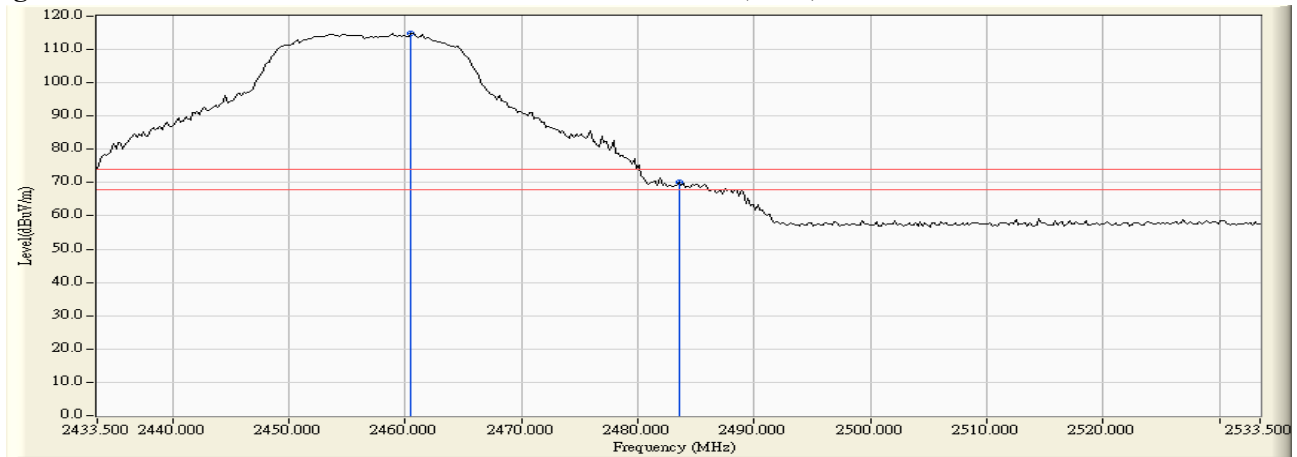
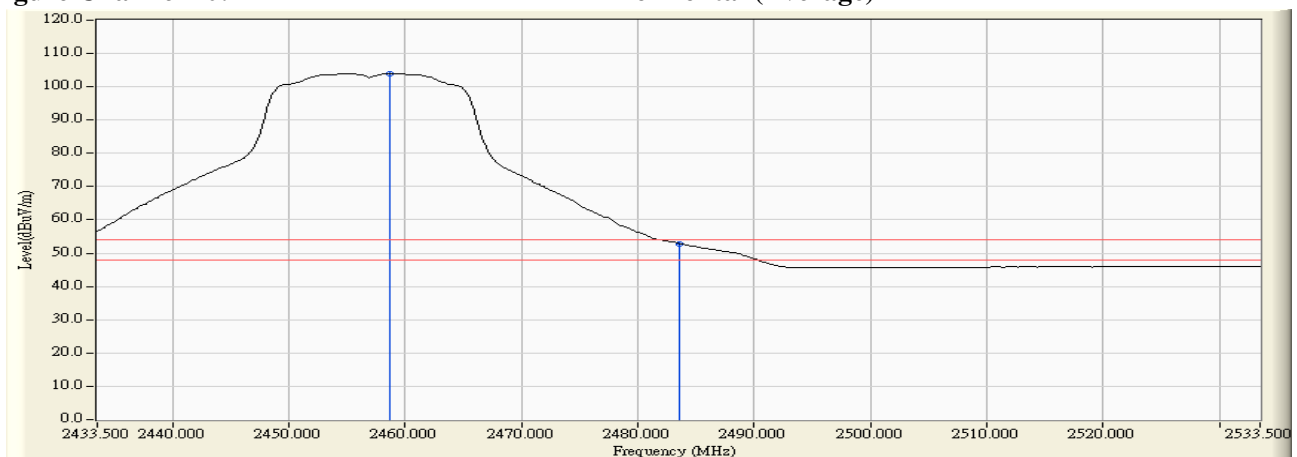


Figure Channel 10: Horizontal (Average)



Note:

1. All readings above 1GHz are performed with peak and/or average measurements as necessary.
2. Peak measurements: RBW = 1MHz, VBW = 3 MHz, Sweep: Auto.
3. Average measurements: RBW = 1MHz, VBW = 10 Hz, Sweep: Auto.
4. “ * ”, means this data is the worst emission level.
5. Measurement Level = Reading Level + Correct Factor.
6. The average measurement was not performed when the peak measured data under the limit of average detection.

Product : Intel® Dual Band Wireless-AC 8260
 Test Item : Band Edge
 Test Site : No.3 OATS
 Test Mode : Mode 2 SISO B: Transmit (802.11g 6Mbps)

RF Radiated Measurement (Vertical):

Channel No.	Frequency (MHz)	Correct Factor (dB)	Reading Level (dBuV)	Emission Level (dBuV/m)	Peak Limit (dBuV/m)	Average Limit (dBuV/m)	Result
10 (Peak)	2454.700	32.445	78.645	111.090	--	--	Pass
10 (Peak)	2483.500	32.586	32.898	65.483	74.00	54.00	Pass
10 (Average)	2454.900	32.446	67.542	99.988	--	--	Pass
10 (Average)	2483.500	32.586	17.199	49.784	74.00	54.00	Pass

Figure Channel 10: Vertical (Peak)

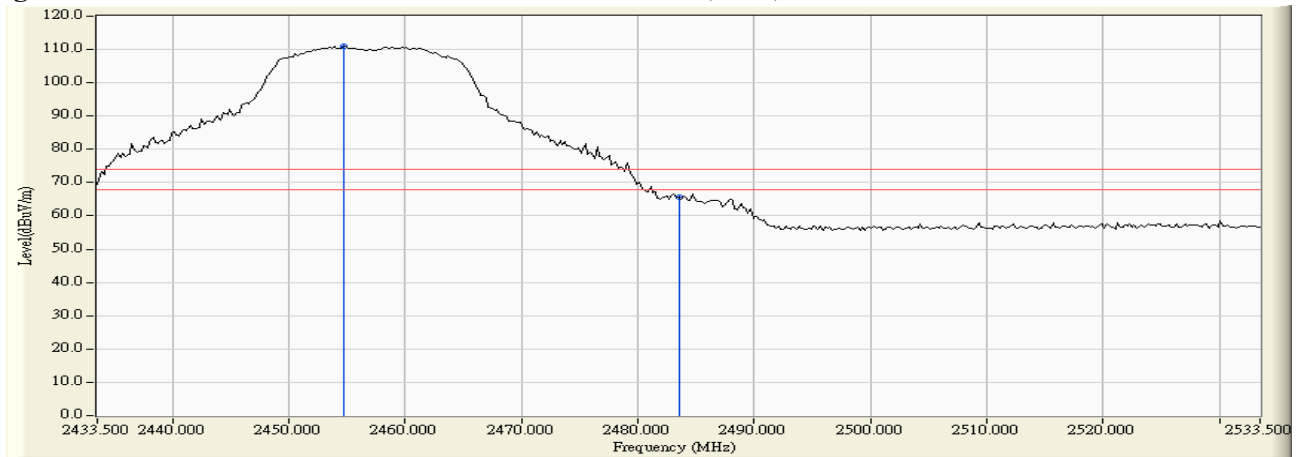
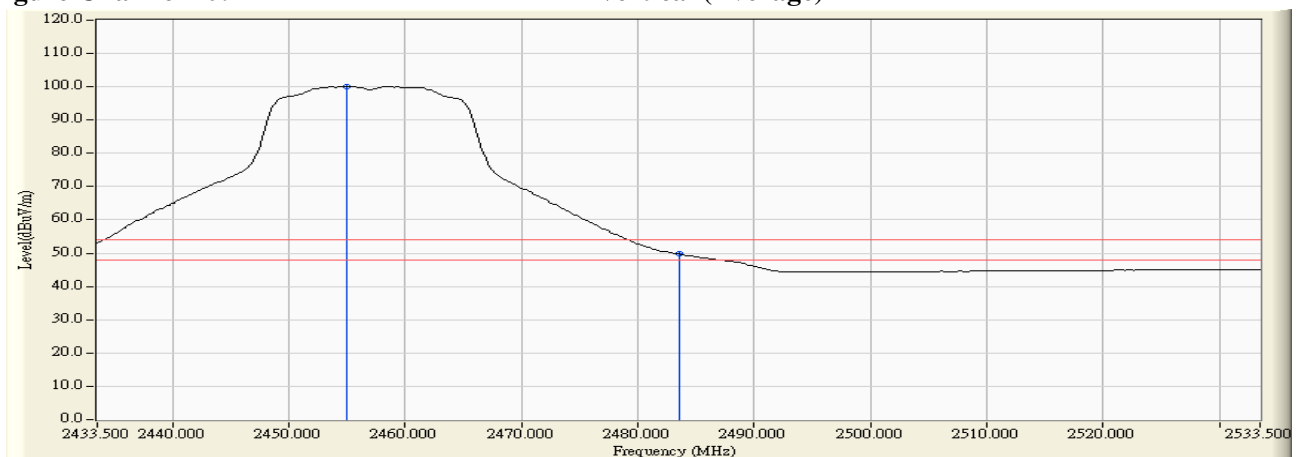


Figure Channel 10: Vertical (Average)



Note:

1. All readings above 1GHz are performed with peak and/or average measurements as necessary.
2. Peak measurements: RBW = 1MHz, VBW = 3 MHz, Sweep: Auto.
3. Average measurements: RBW = 1MHz, VBW = 10 Hz, Sweep: Auto.
4. “ * ”, means this data is the worst emission level.
5. Measurement Level = Reading Level + Correct Factor.
6. The average measurement was not performed when the peak measured data under the limit of average detection.

Product : Intel® Dual Band Wireless-AC 8260
 Test Item : Band Edge
 Test Site : No.3 OATS
 Test Mode : Mode 2 SISO B: Transmit (802.11g 6Mbps)

RF Radiated Measurement (Horizontal):

Channel No.	Frequency (MHz)	Correct Factor (dB)	Reading Level (dBuV)	Emission Level (dBuV/m)	Peak Limit (dBuV/m)	Average Limit (dBuV/m)	Result
11 (Peak)	2465.500	33.901	79.994	113.896	--	--	Pass
11 (Peak)	2483.500	33.951	39.089	73.039	74.00	54.00	Pass
11 (Average)	2458.500	33.883	68.880	102.764	--	--	Pass
11 (Average)	2483.500	33.951	19.212	53.162	74.00	54.00	Pass

Figure Channel 11: Horizontal (Peak)

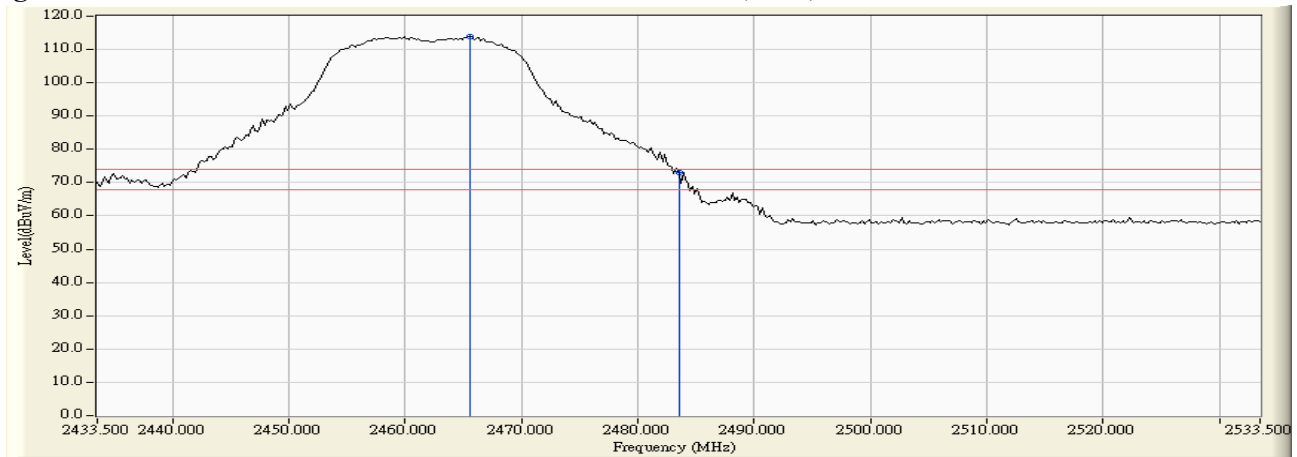
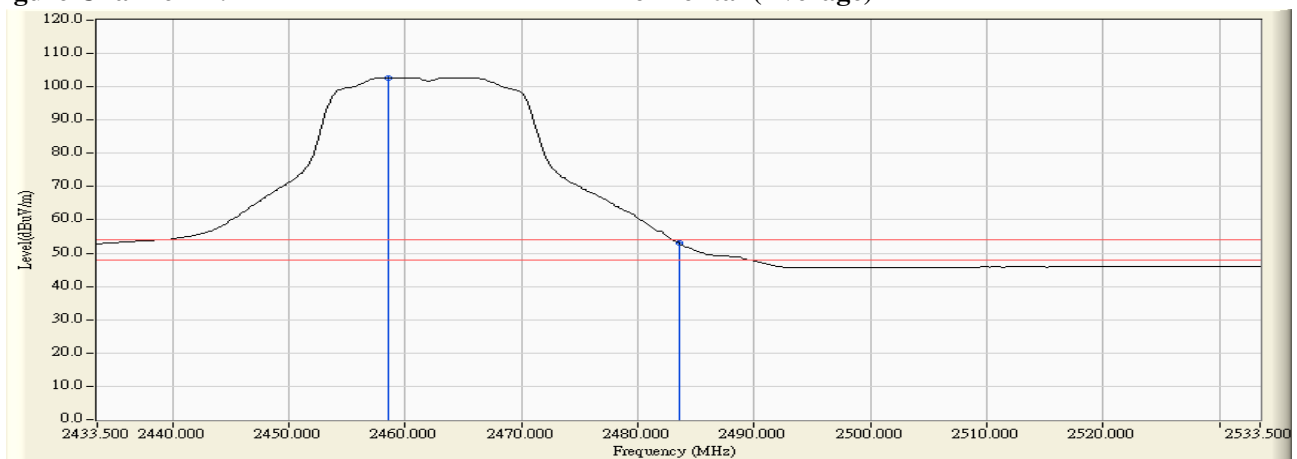


Figure Channel 11: Horizontal (Average)



Note:

1. All readings above 1GHz are performed with peak and/or average measurements as necessary.
2. Peak measurements: RBW = 1MHz, VBW = 3 MHz, Sweep: Auto.
3. Average measurements: RBW = 1MHz, VBW = 10 Hz, Sweep: Auto.
4. “ * ”, means this data is the worst emission level.
5. Measurement Level = Reading Level + Correct Factor.
6. The average measurement was not performed when the peak measured data under the limit of average detection.

Product : Intel® Dual Band Wireless-AC 8260
 Test Item : Band Edge
 Test Site : No.3 OATS
 Test Mode : Mode 2 SISO B: Transmit (802.11g 6Mbps)

RF Radiated Measurement (Vertical):

Channel No.	Frequency (MHz)	Correct Factor (dB)	Reading Level (dBuV)	Emission Level (dBuV/m)	Peak Limit (dBuV/m)	Average Limit (dBuV/m)	Result
11 (Peak)	2465.500	32.497	77.307	109.804	--	--	Pass
11 (Peak)	2483.500	32.586	35.518	68.103	74.00	54.00	Pass
11 (Average)	2458.100	32.462	66.543	99.005	--	--	Pass
11 (Average)	2483.500	32.586	17.178	49.763	74.00	54.00	Pass

Figure Channel 11: Vertical (Peak)

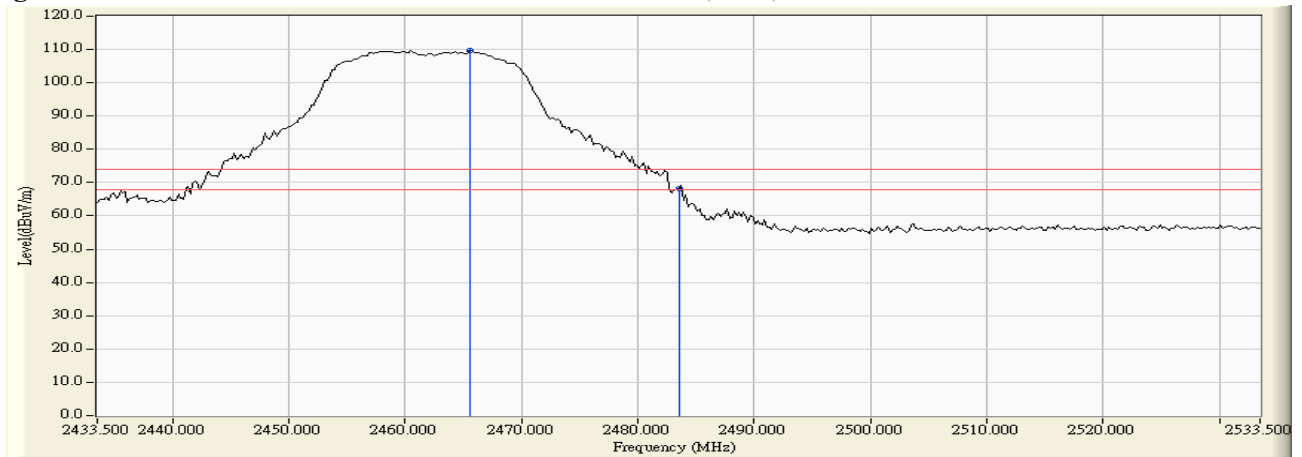
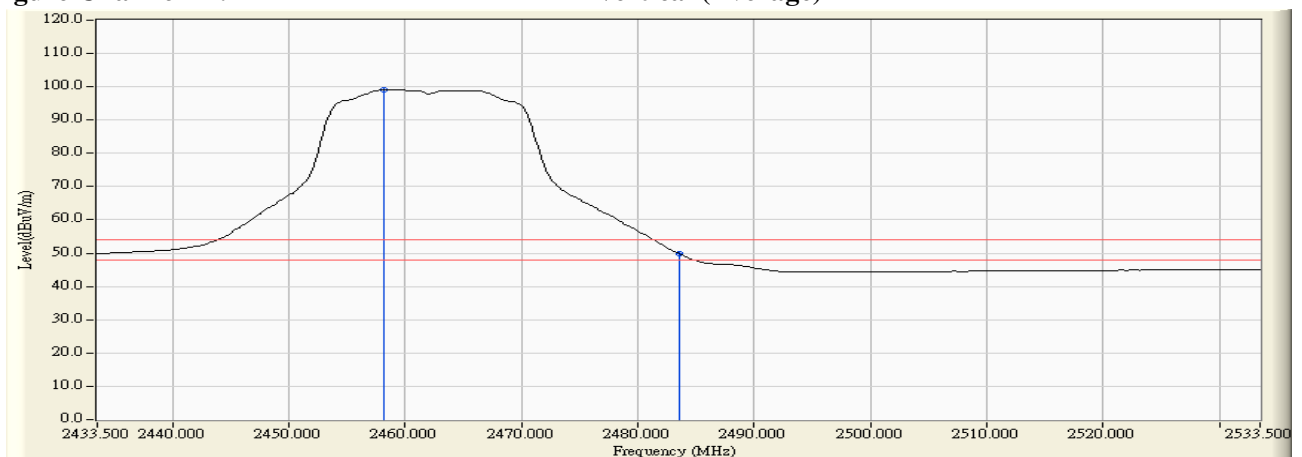


Figure Channel 11: Vertical (Average)



Note:

1. All readings above 1GHz are performed with peak and/or average measurements as necessary.
2. Peak measurements: RBW = 1MHz, VBW = 3 MHz, Sweep: Auto.
3. Average measurements: RBW = 1MHz, VBW = 10 Hz, Sweep: Auto.
4. “ * ”, means this data is the worst emission level.
5. Measurement Level = Reading Level + Correct Factor.
6. The average measurement was not performed when the peak measured data under the limit of average detection.

Product : Intel® Dual Band Wireless-AC 8260
 Test Item : Band Edge
 Test Site : No.3 OATS
 Test Mode : Mode 2 SISO B: Transmit (802.11g 6Mbps)

RF Radiated Measurement (Horizontal):

Channel No.	Frequency (MHz)	Correct Factor (dB)	Reading Level (dBuV)	Emission Level (dBuV/m)	Peak Limit (dBuV/m)	Average Limit (dBuV/m)	Result
12 (Peak)	2464.300	33.899	74.882	108.781	--	--	Pass
12 (Peak)	2483.500	33.951	37.763	71.713	74.00	54.00	Pass
12 (Average)	2465.300	33.901	63.892	97.793	--	--	Pass
12 (Average)	2483.500	33.951	19.333	53.283	74.00	54.00	Pass

Figure Channel 12: Horizontal (Peak)

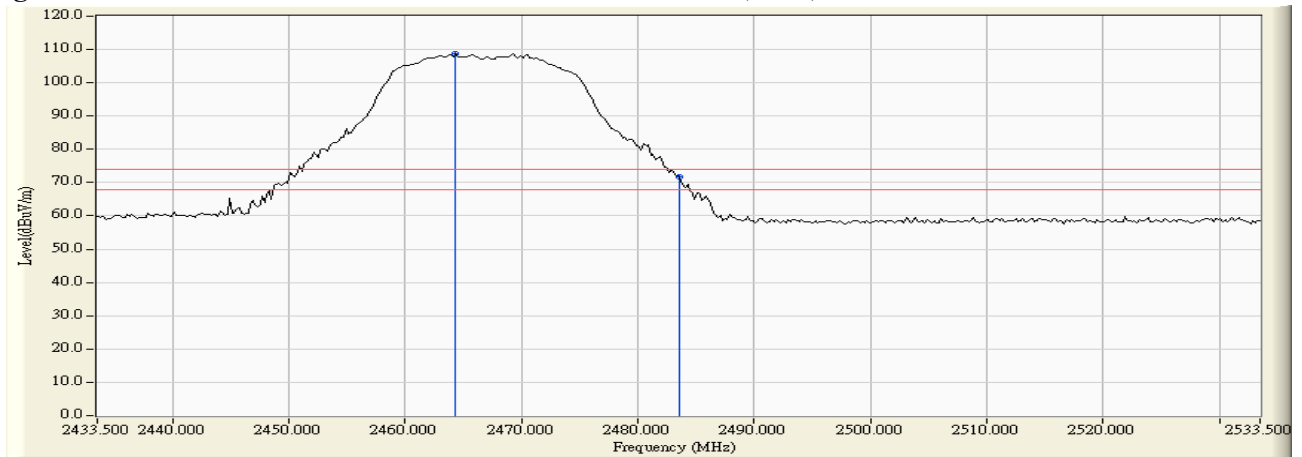
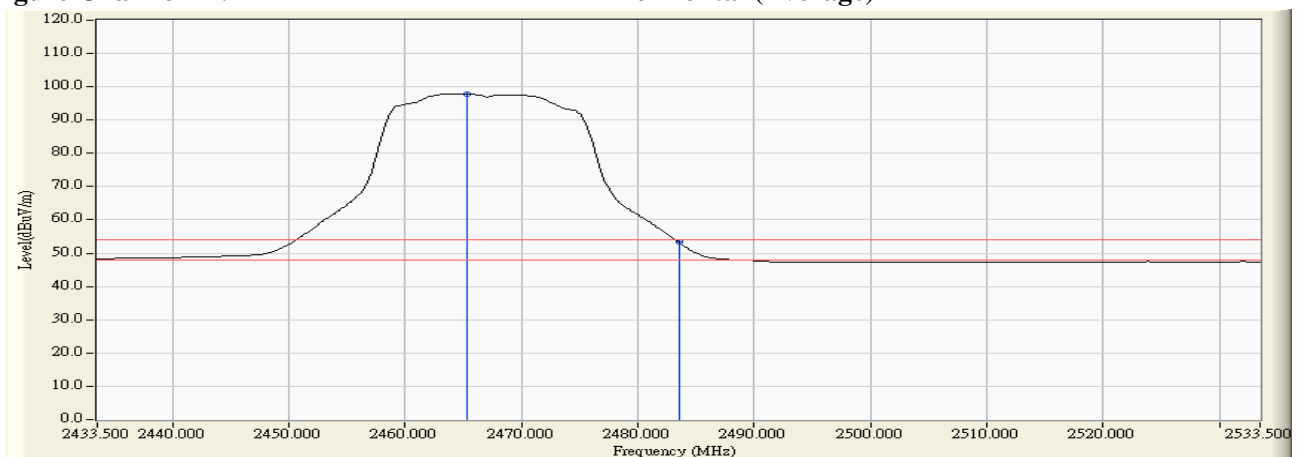


Figure Channel 12: Horizontal (Average)



Note:

1. All readings above 1GHz are performed with peak and/or average measurements as necessary.
2. Peak measurements: RBW = 1MHz, VBW = 3 MHz, Sweep: Auto.
3. Average measurements: RBW = 1MHz, VBW = 10 Hz, Sweep: Auto.
4. “ * ”, means this data is the worst emission level.
5. Measurement Level = Reading Level + Correct Factor.
6. The average measurement was not performed when the peak measured data under the limit of average detection.

Product : Intel® Dual Band Wireless-AC 8260
 Test Item : Band Edge
 Test Site : No.3 OATS
 Test Mode : Mode 2 SISO B: Transmit (802.11g 6Mbps)

RF Radiated Measurement (Vertical):

Channel No.	Frequency (MHz)	Correct Factor (dB)	Reading Level (dBuV)	Emission Level (dBuV/m)	Peak Limit (dBuV/m)	Average Limit (dBuV/m)	Result
12 (Peak)	2464.500	32.492	72.970	105.462	--	--	Pass
12 (Peak)	2483.500	32.586	40.947	73.532	74.00	54.00	Pass
12 (Average)	2464.300	32.492	61.176	93.668	--	--	Pass
12 (Average)	2483.500	32.586	21.203	53.788	74.00	54.00	Pass

Figure Channel 12: Vertical (Peak)

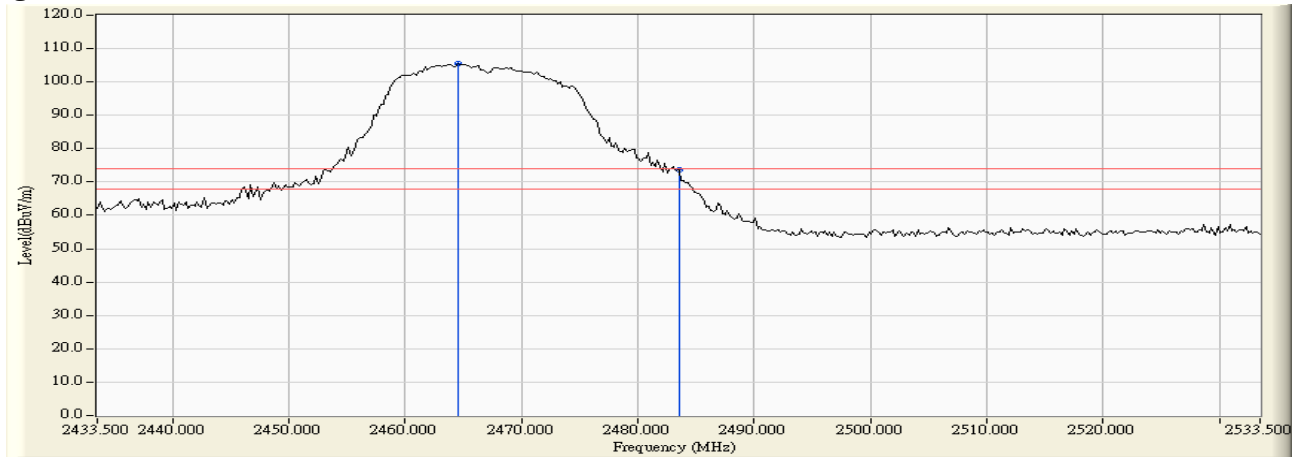
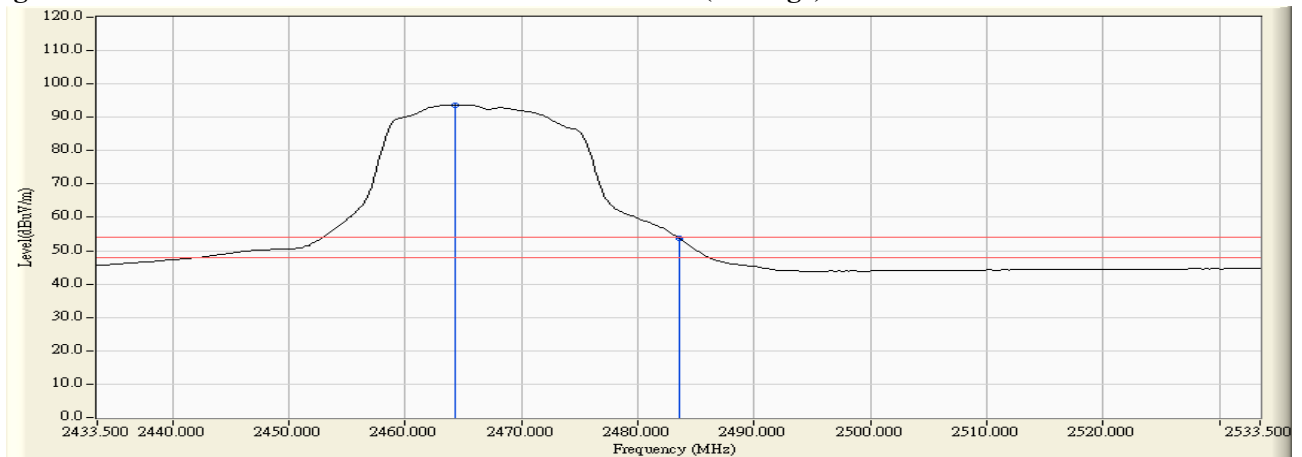


Figure Channel 12: Vertical (Average)



Note:

1. All readings above 1GHz are performed with peak and/or average measurements as necessary.
2. Peak measurements: RBW = 1MHz, VBW = 3 MHz, Sweep: Auto.
3. Average measurements: RBW = 1MHz, VBW = 10 Hz, Sweep: Auto.
4. “ * ”, means this data is the worst emission level.
5. Measurement Level = Reading Level + Correct Factor.
6. The average measurement was not performed when the peak measured data under the limit of average detection.

Product : Intel® Dual Band Wireless-AC 8260
 Test Item : Band Edge
 Test Site : No.3 OATS
 Test Mode : Mode 2 SISO B: Transmit - 802.11n-20BW_7.2Mbps(2.4G Band)

RF Radiated Measurement (Horizontal):

Channel No.	Frequency (MHz)	Correct Factor (dB)	Reading Level (dBuV)	Emission Level (dBuV/m)	Peak Limit (dBuV/m)	Average Limit (dBuV/m)	Result
01 (Peak)	2390.000	33.739	36.925	70.664	74.00	54.00	Pass
01 (Peak)	2400.000	33.752	56.853	90.604	74.00	54.00	Pass
01 (Peak)	2410.400	33.768	80.850	114.618	--	--	Pass
01 (Average)	2390.000	33.739	18.874	52.613	74.00	54.00	Pass
01 (Average)	2400.000	33.752	38.259	72.010	74.00	54.00	Pass
01 (Average)	2409.800	33.768	69.254	103.021	--	--	Pass

Figure Channel 01:

Horizontal (Peak)

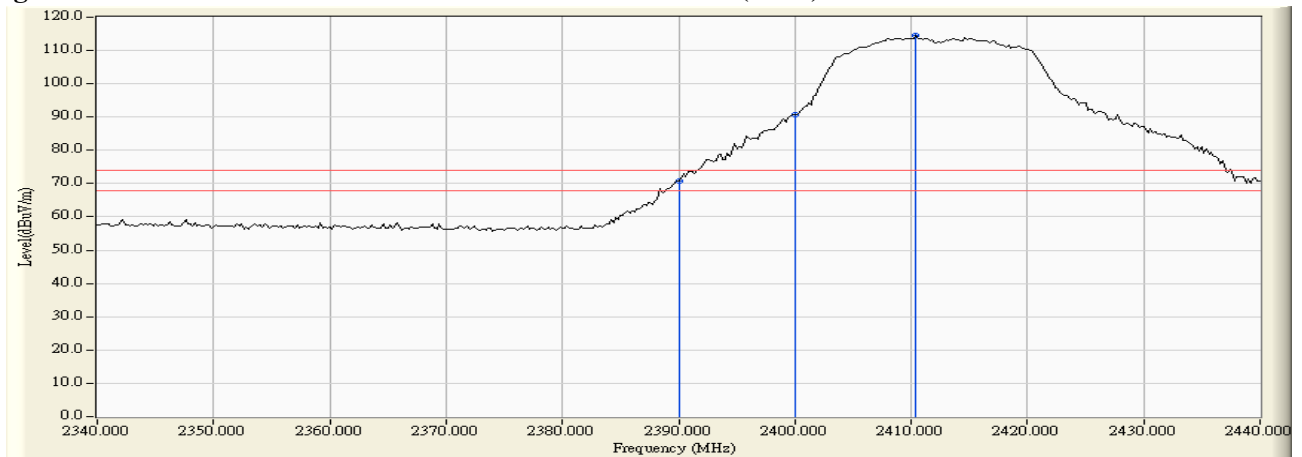
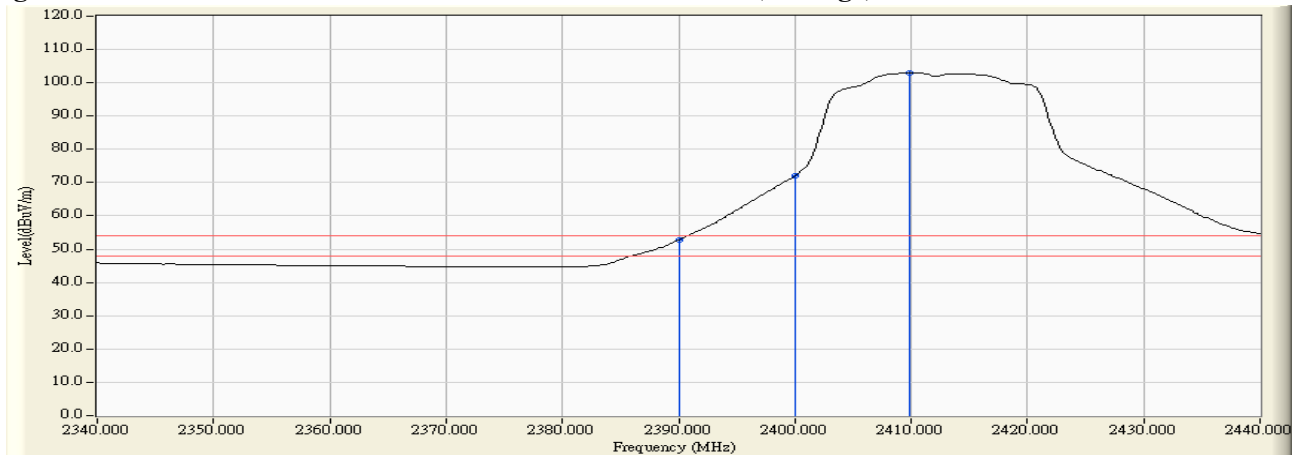


Figure Channel 01:

Horizontal (Average)



Note:

1. All readings above 1GHz are performed with peak and/or average measurements as necessary.
2. Peak measurements: RBW = 1MHz, VBW = 3 MHz, Sweep: Auto.
3. Average measurements: RBW = 1MHz, VBW = 10 Hz, Sweep: Auto.
4. “ * ”, means this data is the worst emission level.
5. Measurement Level = Reading Level + Correct Factor.
6. The average measurement was not performed when the peak measured data under the limit of average detection.

Product : Intel® Dual Band Wireless-AC 8260
 Test Item : Band Edge
 Test Site : No.3 OATS
 Test Mode : Mode 2 SISO B: Transmit - 802.11n-20BW_7.2Mbps(2.4G Band)

RF Radiated Measurement (Vertical):

Channel No.	Frequency (MHz)	Correct Factor (dB)	Reading Level (dBuV)	Emission Level (dBuV/m)	Peak Limit (dBuV/m)	Average Limit (dBuV/m)	Result
01 (Peak)	2390.000	32.267	35.260	67.527	74.00	54.00	Pass
01 (Peak)	2400.000	32.241	54.179	86.420	74.00	54.00	Pass
01 (Peak)	2410.000	32.244	78.225	110.469	--	--	Pass
01 (Average)	2390.000	32.267	17.278	49.545	74.00	54.00	Pass
01 (Average)	2400.000	32.241	36.289	68.530	74.00	54.00	Pass
01 (Average)	2410.400	32.244	67.513	99.757	--	--	Pass

Figure Channel 01:

Vertical (Peak)

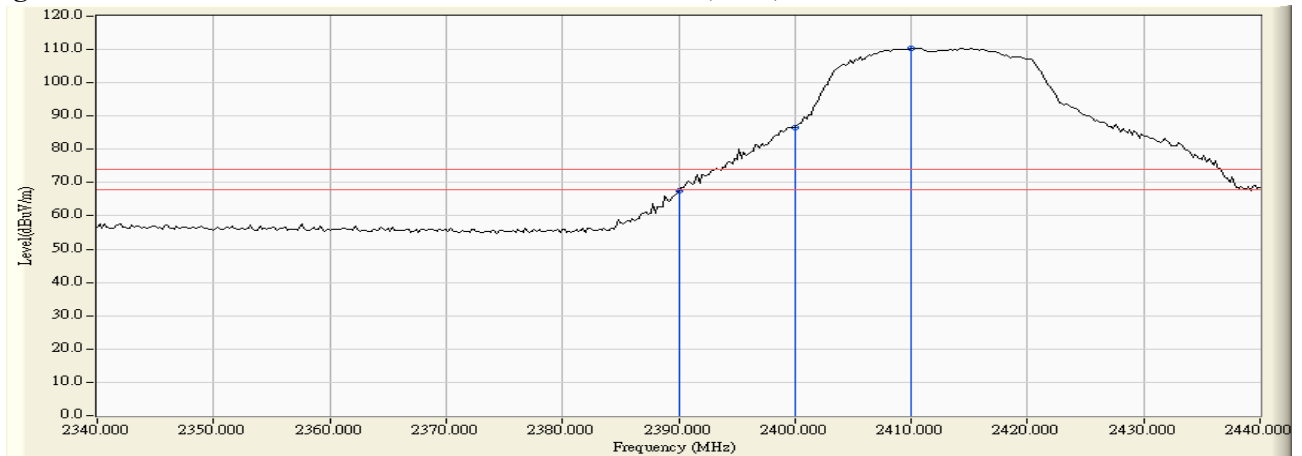
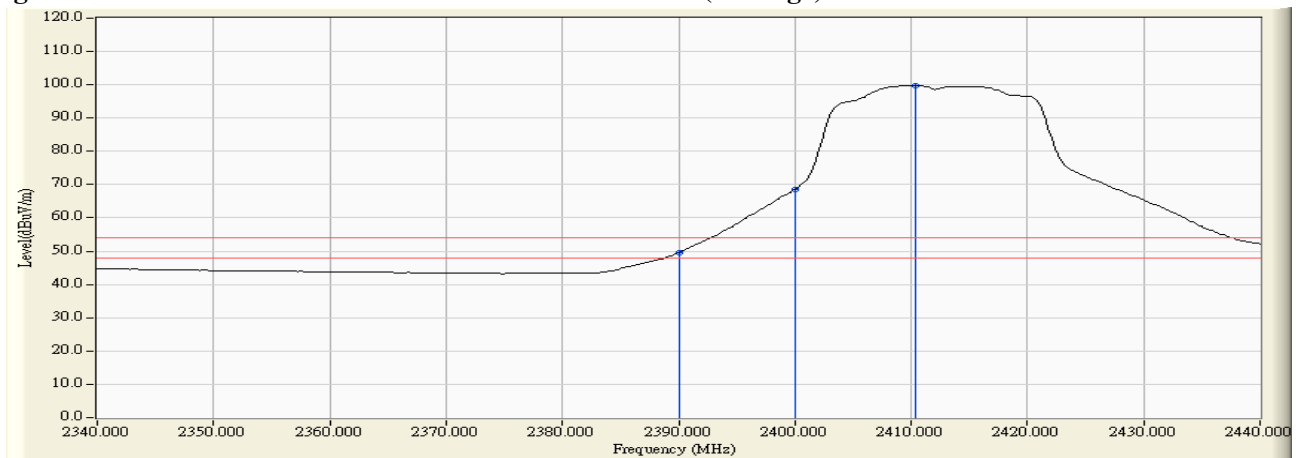


Figure Channel 01:

Vertical (Average)



Note:

1. All readings above 1GHz are performed with peak and/or average measurements as necessary.
2. Peak measurements: RBW = 1MHz, VBW = 3 MHz, Sweep: Auto.
3. Average measurements: RBW = 1MHz, VBW = 10 Hz, Sweep: Auto.
4. “ * ”, means this data is the worst emission level.
5. Measurement Level = Reading Level + Correct Factor.
6. The average measurement was not performed when the peak measured data under the limit of average detection.

Product : Intel® Dual Band Wireless-AC 8260
 Test Item : Band Edge
 Test Site : No.3 OATS
 Test Mode : Mode 2 SISO B: Transmit - 802.11n-20BW_7.2Mbps(2.4G Band)

RF Radiated Measurement (Horizontal):

Channel No.	Frequency (MHz)	Correct Factor (dB)	Reading Level (dBuV)	Emission Level (dBuV/m)	Peak Limit (dBuV/m)	Average Limit (dBuV/m)	Result
02 (Peak)	2390.000	33.739	37.936	71.675	74.00	54.00	Pass
02 (Peak)	2400.000	33.752	57.278	91.029	74.00	54.00	Pass
02 (Peak)	2415.200	33.779	81.900	115.679	--	--	Pass
02 (Average)	2390.000	33.739	19.158	52.897	74.00	54.00	Pass
02 (Average)	2400.000	33.752	40.751	74.502	74.00	54.00	Pass
02 (Average)	2420.600	33.792	70.874	104.666	--	--	Pass

Figure Channel 02:

Horizontal (Peak)

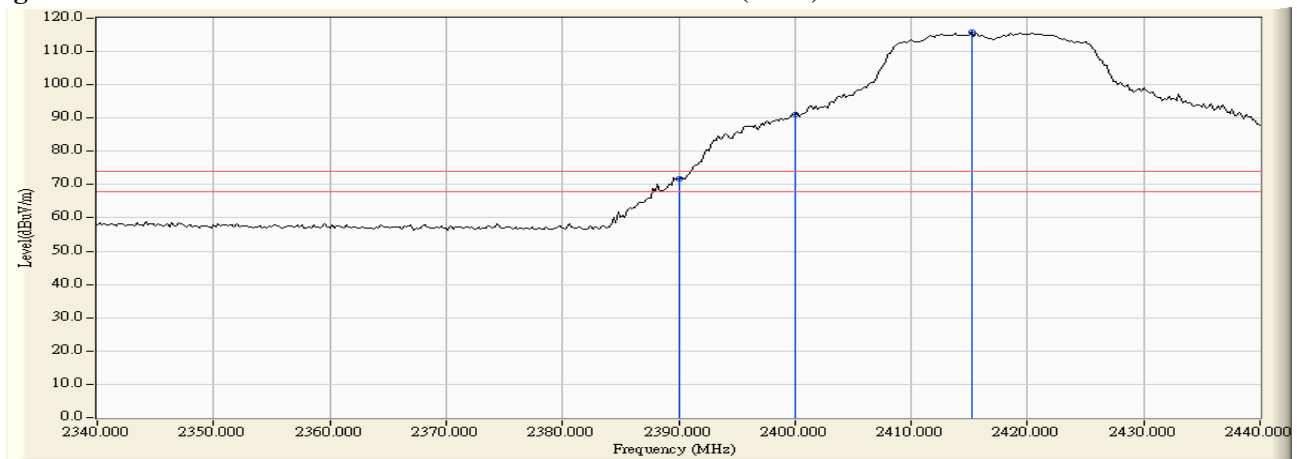
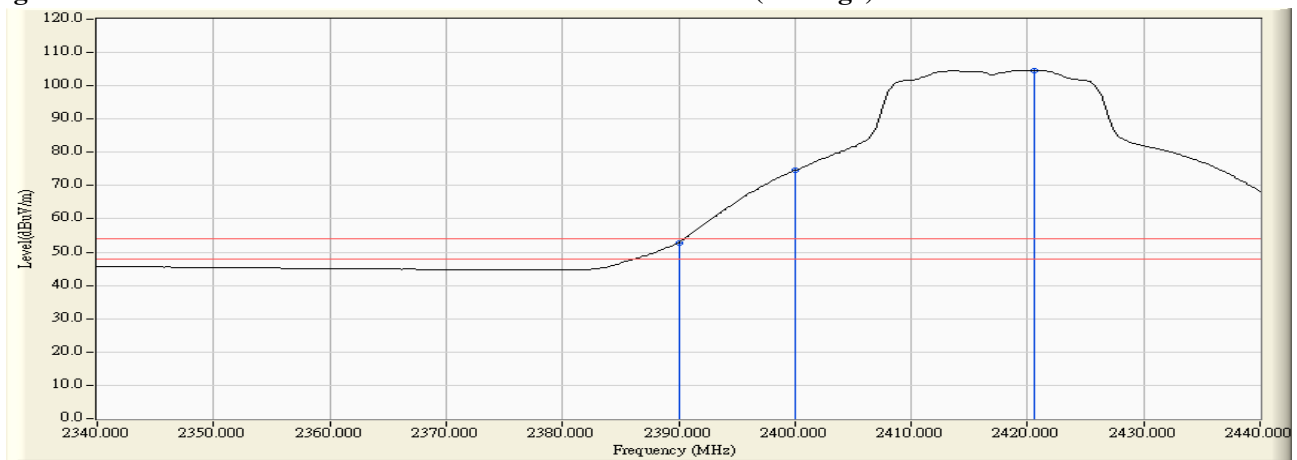


Figure Channel 02:

Horizontal (Average)



Note:

1. All readings above 1GHz are performed with peak and/or average measurements as necessary.
2. Peak measurements: RBW = 1MHz, VBW = 3 MHz, Sweep: Auto.
3. Average measurements: RBW = 1MHz, VBW = 10 Hz, Sweep: Auto.
4. “ * ”, means this data is the worst emission level.
5. Measurement Level = Reading Level + Correct Factor.
6. The average measurement was not performed when the peak measured data under the limit of average detection.

Product : Intel® Dual Band Wireless-AC 8260
 Test Item : Band Edge
 Test Site : No.3 OATS
 Test Mode : Mode 2 SISO B: Transmit - 802.11n-20BW_7.2Mbps(2.4G Band)

RF Radiated Measurement (Vertical):

Channel No.	Frequency (MHz)	Correct Factor (dB)	Reading Level (dBuV)	Emission Level (dBuV/m)	Peak Limit (dBuV/m)	Average Limit (dBuV/m)	Result
02 (Peak)	2390.000	32.267	37.690	69.957	74.00	54.00	Pass
02 (Peak)	2400.000	32.241	54.980	87.221	74.00	54.00	Pass
02 (Peak)	2419.400	32.283	80.225	112.507	--	--	Pass
02 (Average)	2390.000	32.267	17.443	49.710	74.00	54.00	Pass
02 (Average)	2400.000	32.241	38.652	70.893	74.00	54.00	Pass
02 (Average)	2420.400	32.286	69.358	101.645	--	--	Pass

Figure Channel 02:

Vertical (Peak)

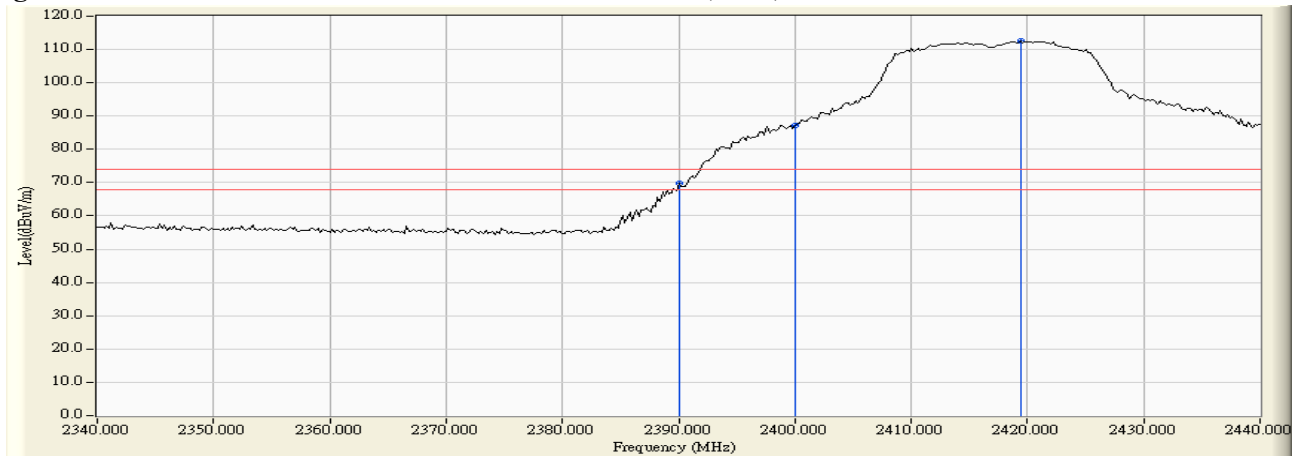
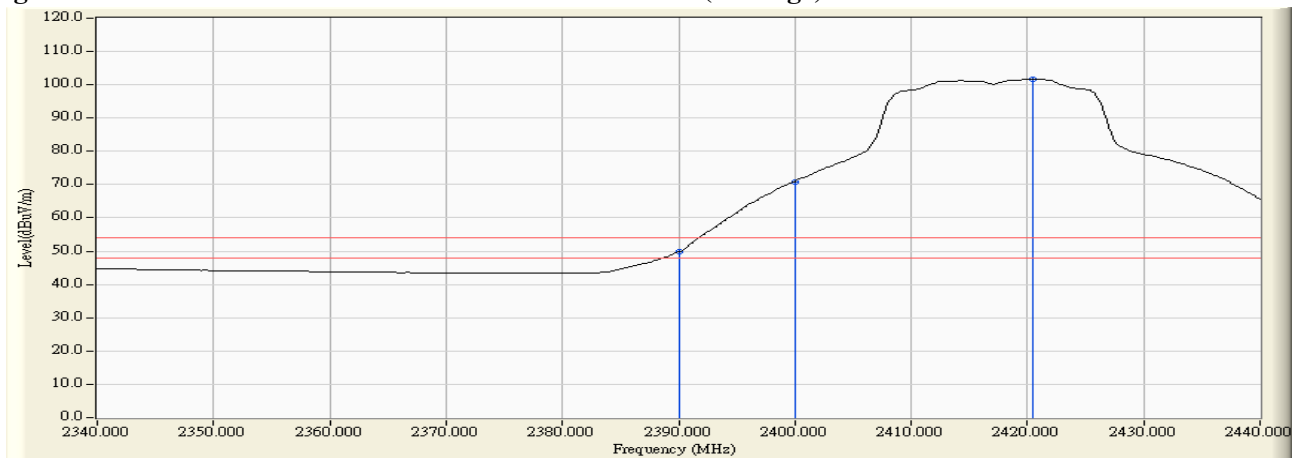


Figure Channel 02:

Vertical (Average)



Note:

1. All readings above 1GHz are performed with peak and/or average measurements as necessary.
2. Peak measurements: RBW = 1MHz, VBW = 3 MHz, Sweep: Auto.
3. Average measurements: RBW = 1MHz, VBW = 10 Hz, Sweep: Auto.
4. “ * ”, means this data is the worst emission level.
5. Measurement Level = Reading Level + Correct Factor.
6. The average measurement was not performed when the peak measured data under the limit of average detection.

Product : Intel® Dual Band Wireless-AC 8260
 Test Item : Band Edge
 Test Site : No.3 OATS
 Test Mode : Mode 2 SISO B: Transmit - 802.11n-20BW_7.2Mbps(2.4G Band)

RF Radiated Measurement (Horizontal):

Channel No.	Frequency (MHz)	Correct Factor (dB)	Reading Level (dBuV)	Emission Level (dBuV/m)	Peak Limit (dBuV/m)	Average Limit (dBuV/m)	Result
09 (Peak)	2447.500	33.856	81.197	115.053	--	--	Pass
09 (Peak)	2483.500	33.951	36.085	70.035	74.00	54.00	Pass
09 (Average)	2447.900	33.856	70.463	104.320	--	--	Pass
09 (Average)	2483.500	33.951	18.936	52.886	74.00	54.00	Pass

Figure Channel 09: Horizontal (Peak)

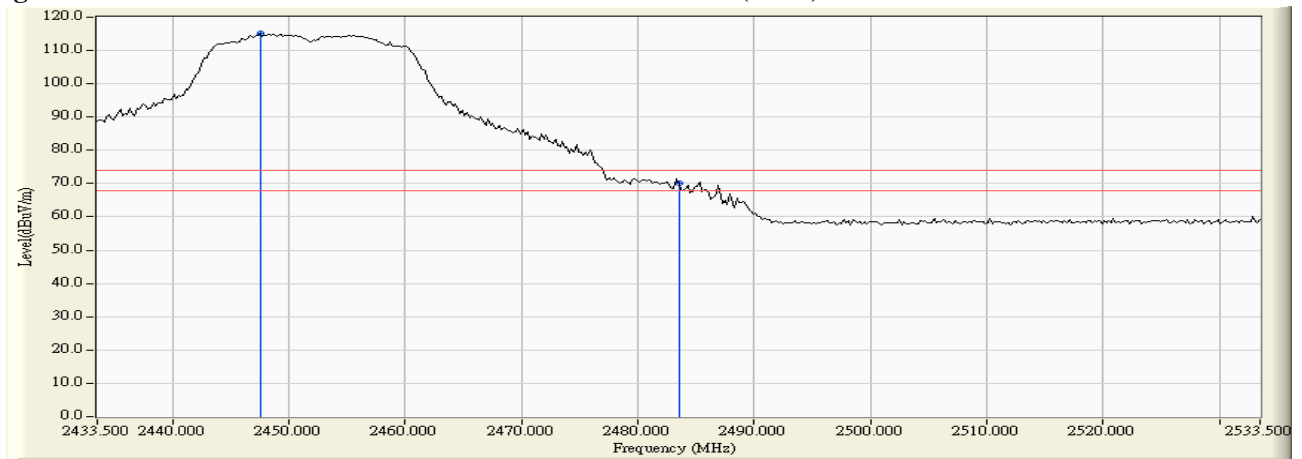
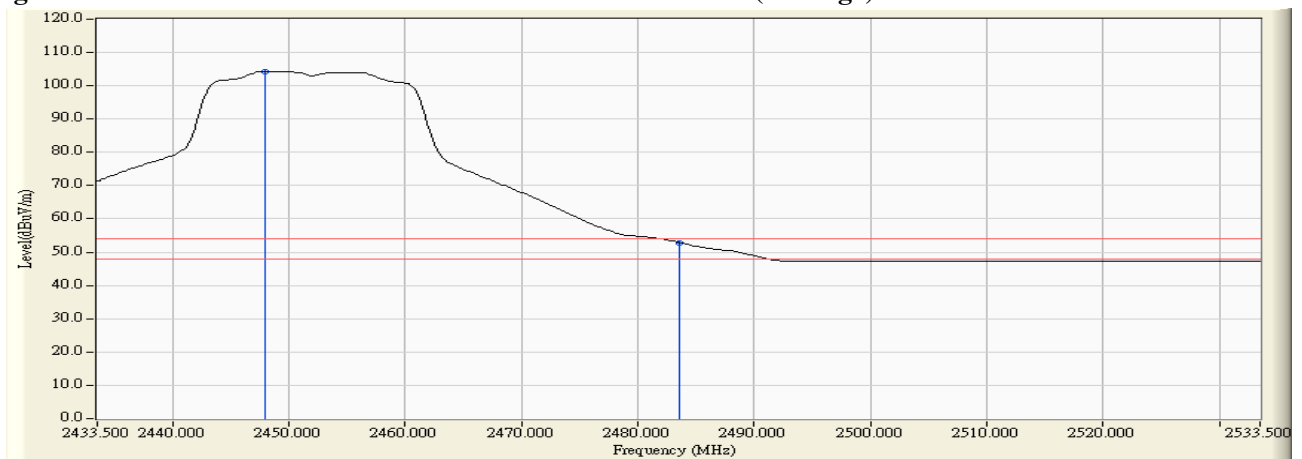


Figure Channel 09: Horizontal (Average)



Note:

1. All readings above 1GHz are performed with peak and/or average measurements as necessary.
2. Peak measurements: RBW = 1MHz, VBW = 3 MHz, Sweep: Auto.
3. Average measurements: RBW = 1MHz, VBW = 10 Hz, Sweep: Auto.
4. “ * ”, means this data is the worst emission level.
5. Measurement Level = Reading Level + Correct Factor.
6. The average measurement was not performed when the peak measured data under the limit of average detection.

Product : Intel® Dual Band Wireless-AC 8260
 Test Item : Band Edge
 Test Site : No.3 OATS
 Test Mode : Mode 2 SISO B: Transmit - 802.11n-20BW_7.2Mbps(2.4G Band)

RF Radiated Measurement (Vertical):

Channel No.	Frequency (MHz)	Correct Factor (dB)	Reading Level (dBuV)	Emission Level (dBuV/m)	Peak Limit (dBuV/m)	Average Limit (dBuV/m)	Result
09 (Peak)	2448.900	32.417	79.111	111.528	--	--	Pass
09 (Peak)	2483.500	32.586	33.574	66.159	74.00	54.00	Pass
09 (Average)	2448.500	32.415	67.795	100.210	--	--	Pass
09 (Average)	2483.500	32.586	17.441	50.026	74.00	54.00	Pass

Figure Channel 09: Vertical (Peak)

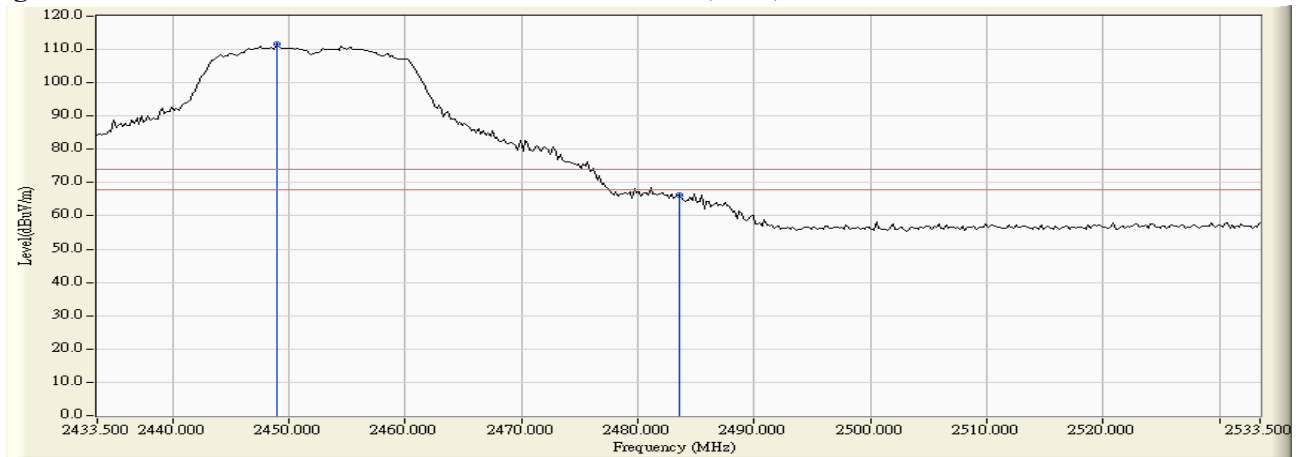
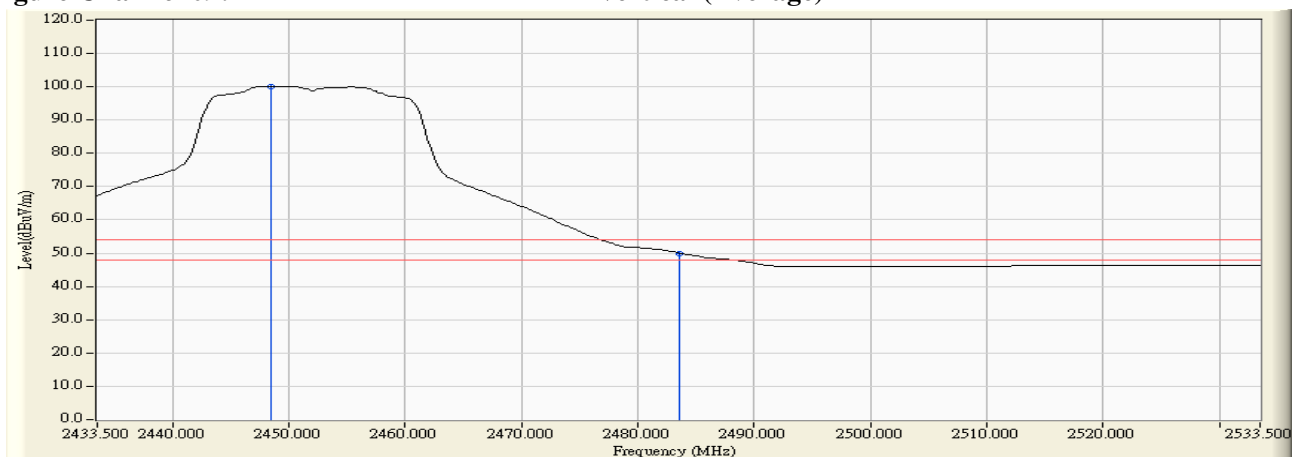


Figure Channel 09: Vertical (Average)



Note:

1. All readings above 1GHz are performed with peak and/or average measurements as necessary.
2. Peak measurements: RBW = 1MHz, VBW = 3 MHz, Sweep: Auto.
3. Average measurements: RBW = 1MHz, VBW = 10 Hz, Sweep: Auto.
4. “ * ”, means this data is the worst emission level.
5. Measurement Level = Reading Level + Correct Factor.
6. The average measurement was not performed when the peak measured data under the limit of average detection.

Product : Intel® Dual Band Wireless-AC 8260
 Test Item : Band Edge
 Test Site : No.3 OATS
 Test Mode : Mode 2 SISO B: Transmit - 802.11n-20BW_7.2Mbps(2.4G Band)

RF Radiated Measurement (Horizontal):

Channel No.	Frequency (MHz)	Correct Factor (dB)	Reading Level (dBuV)	Emission Level (dBuV/m)	Peak Limit (dBuV/m)	Average Limit (dBuV/m)	Result
10 (Peak)	2455.300	33.876	81.124	115.000	--	--	Pass
10 (Peak)	2483.500	33.951	33.641	67.591	74.00	54.00	Pass
10 (Average)	2459.700	33.886	69.578	103.465	--	--	Pass
10 (Average)	2483.500	33.951	18.172	52.122	74.00	54.00	Pass

Figure Channel 10: Horizontal (Peak)

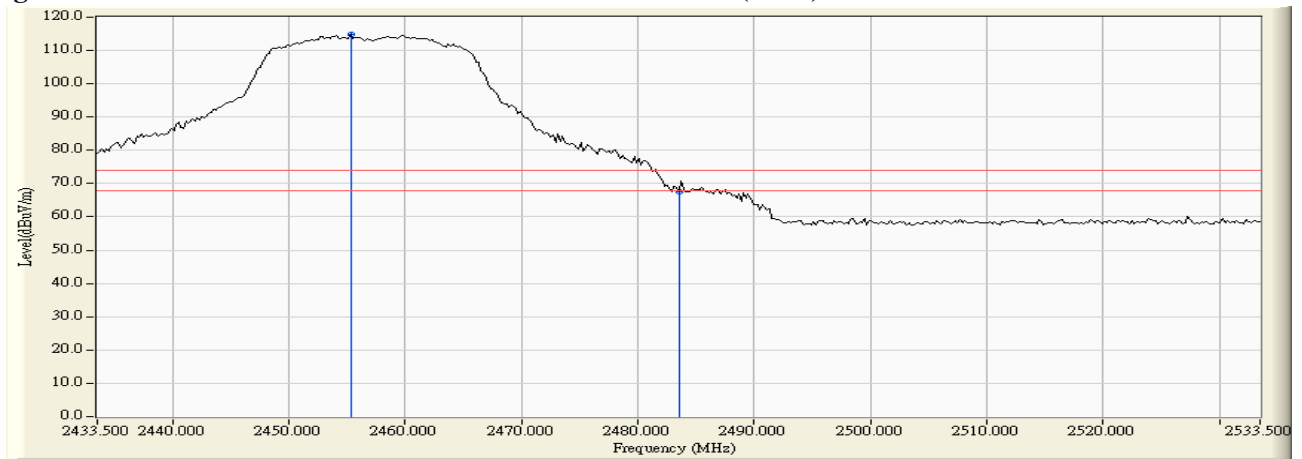
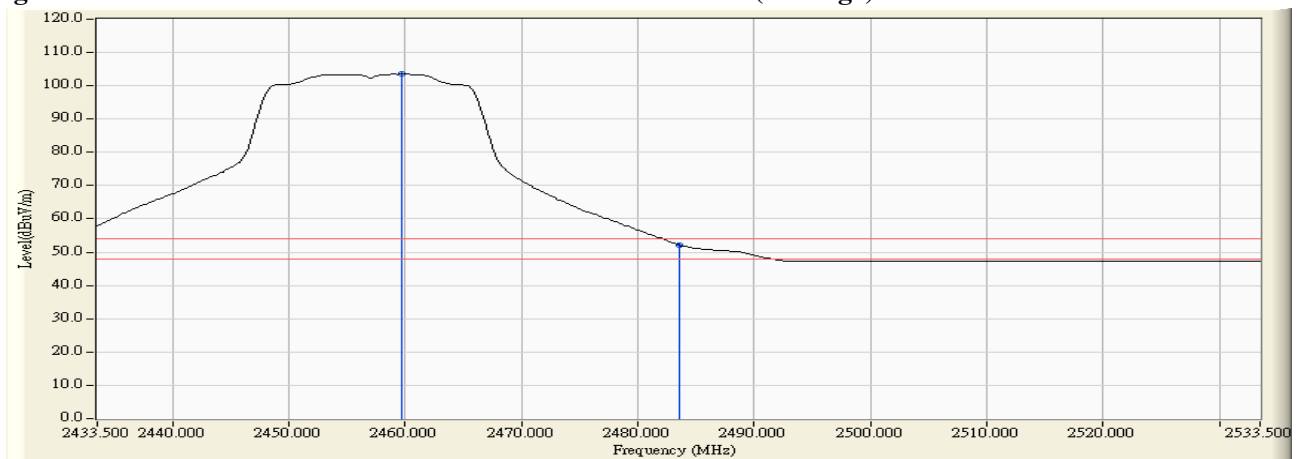


Figure Channel 10: Horizontal (Average)



Note:

1. All readings above 1GHz are performed with peak and/or average measurements as necessary.
2. Peak measurements: RBW = 1MHz, VBW = 3 MHz, Sweep: Auto.
3. Average measurements: RBW = 1MHz, VBW = 10 Hz, Sweep: Auto.
4. “ * ”, means this data is the worst emission level.
5. Measurement Level = Reading Level + Correct Factor.
6. The average measurement was not performed when the peak measured data under the limit of average detection.

Product : Intel® Dual Band Wireless-AC 8260
 Test Item : Band Edge
 Test Site : No.3 OATS
 Test Mode : Mode 2 SISO B: Transmit - 802.11n-20BW_7.2Mbps(2.4G Band)

RF Radiated Measurement (Vertical):

Channel No.	Frequency (MHz)	Correct Factor (dB)	Reading Level (dBuV)	Emission Level (dBuV/m)	Peak Limit (dBuV/m)	Average Limit (dBuV/m)	Result
10 (Peak)	2455.500	32.450	78.718	111.167	--	--	Pass
10 (Peak)	2483.500	32.586	31.474	64.059	74.00	54.00	Pass
10 (Peak)	2484.900	32.592	32.315	64.907	74.00	54.00	Pass
10 (Average)	2459.700	32.469	66.663	99.132	--	--	Pass
10 (Average)	2483.500	32.586	16.684	49.269	74.00	54.00	Pass

Figure Channel 10: Vertical (Peak)

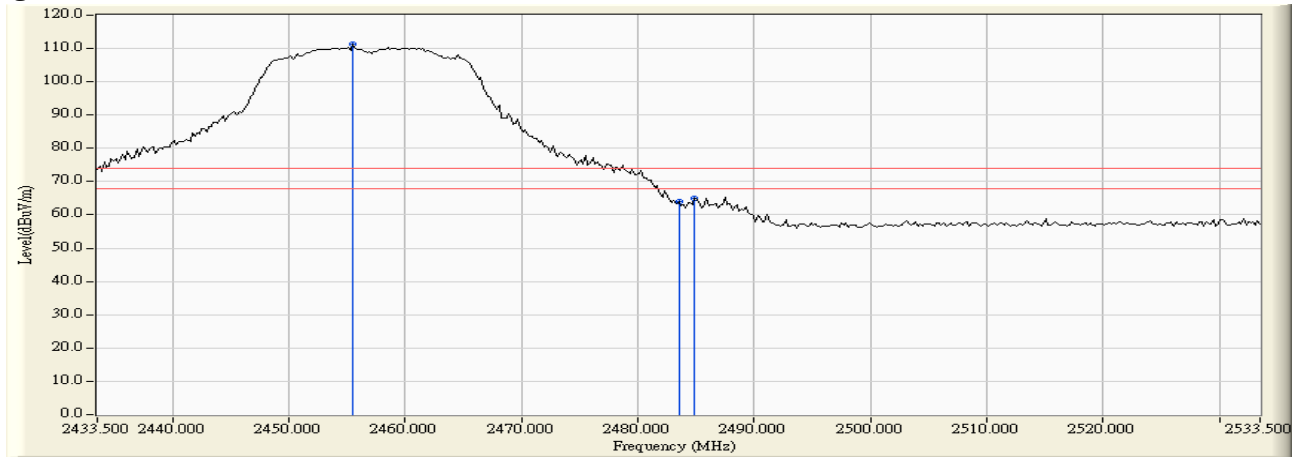
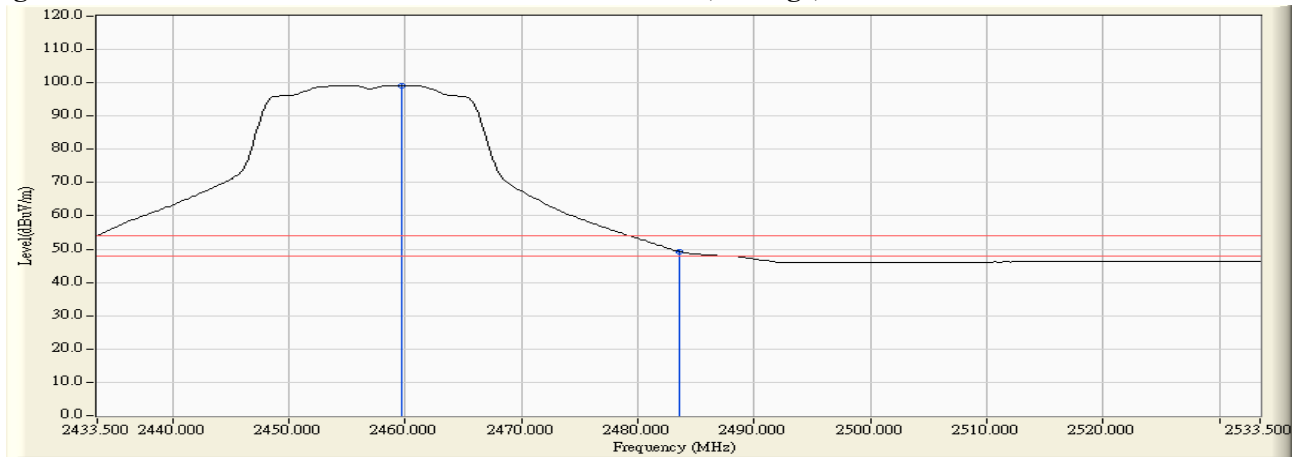


Figure Channel 10: Vertical (Average)



Note:

1. All readings above 1GHz are performed with peak and/or average measurements as necessary.
2. Peak measurements: RBW = 1MHz, VBW = 3 MHz, Sweep: Auto.
3. Average measurements: RBW = 1MHz, VBW = 10 Hz, Sweep: Auto.
4. “ * ”, means this data is the worst emission level.
5. Measurement Level = Reading Level + Correct Factor.
6. The average measurement was not performed when the peak measured data under the limit of average detection.

Product : Intel® Dual Band Wireless-AC 8260
 Test Item : Band Edge
 Test Site : No.3 OATS
 Test Mode : Mode 2 SISO B: Transmit - 802.11n-20BW_7.2Mbps(2.4G Band)

RF Radiated Measurement (Horizontal):

Channel No.	Frequency (MHz)	Correct Factor (dB)	Reading Level (dBuV)	Emission Level (dBuV/m)	Peak Limit (dBuV/m)	Average Limit (dBuV/m)	Result
11 (Peak)	2458.900	33.885	79.062	112.947	--	--	Pass
11 (Peak)	2483.500	33.951	33.575	67.525	74.00	54.00	Pass
11 (Average)	2465.100	33.900	67.714	101.615	--	--	Pass
11 (Average)	2483.500	33.951	19.454	53.404	74.00	54.00	Pass

Figure Channel 11: Horizontal (Peak)

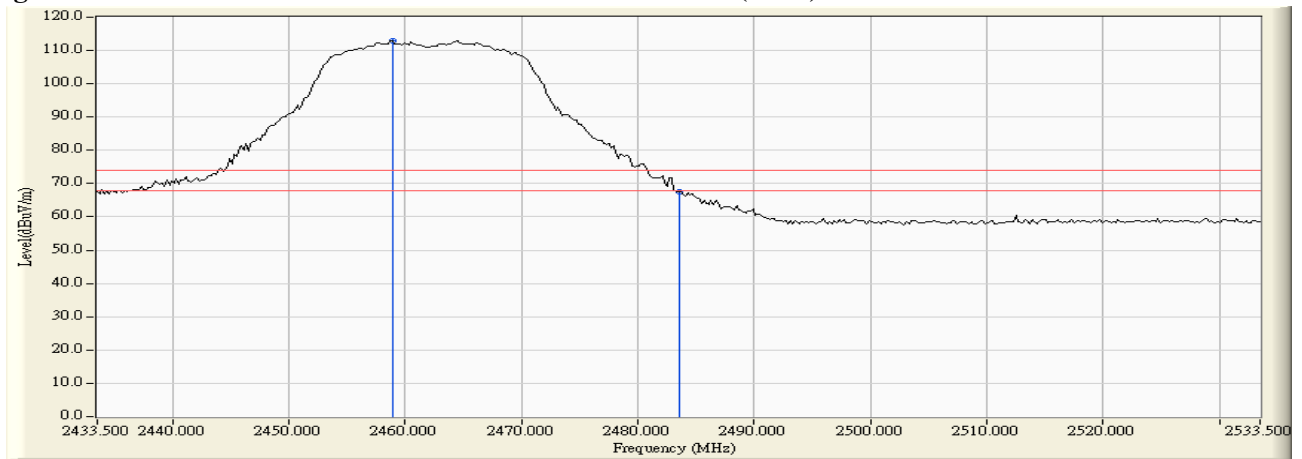
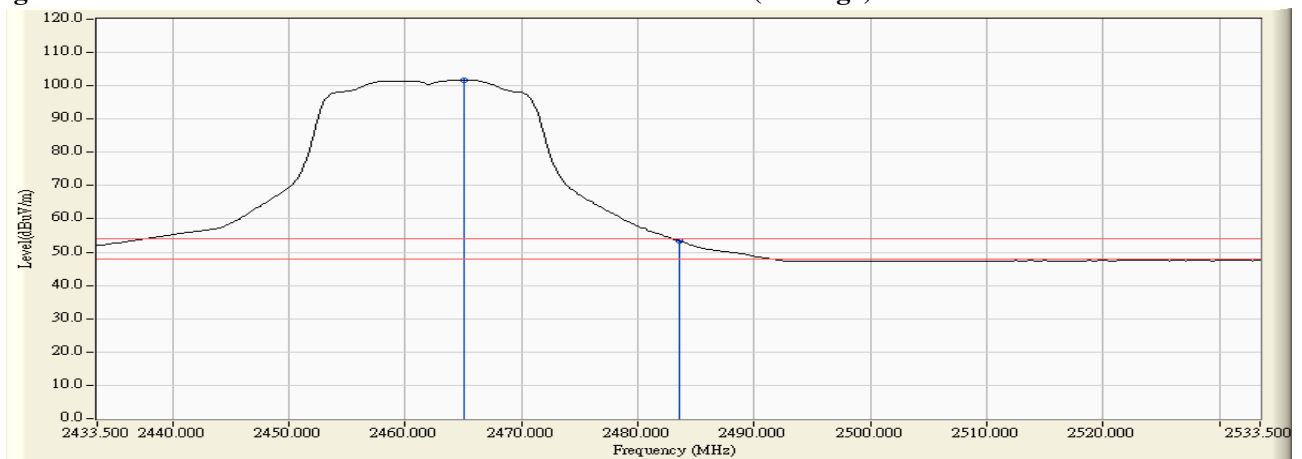


Figure Channel 11: Horizontal (Average)



Note:

1. All readings above 1GHz are performed with peak and/or average measurements as necessary.
2. Peak measurements: RBW = 1MHz, VBW = 3 MHz, Sweep: Auto.
3. Average measurements: RBW = 1MHz, VBW = 10 Hz, Sweep: Auto.
4. “ * ”, means this data is the worst emission level.
5. Measurement Level = Reading Level + Correct Factor.
6. The average measurement was not performed when the peak measured data under the limit of average detection.

Product : Intel® Dual Band Wireless-AC 8260
 Test Item : Band Edge
 Test Site : No.3 OATS
 Test Mode : Mode 2 SISO B: Transmit - 802.11n-20BW_7.2Mbps(2.4G Band)

RF Radiated Measurement (Vertical):

Channel No.	Frequency (MHz)	Correct Factor (dB)	Reading Level (dBuV)	Emission Level (dBuV/m)	Peak Limit (dBuV/m)	Average Limit (dBuV/m)	Result
11 (Peak)	2465.500	32.497	76.019	108.516	--	--	Pass
11 (Peak)	2483.500	32.586	31.342	63.927	74.00	54.00	Pass
11 (Average)	2465.100	32.495	64.956	97.451	--	--	Pass
11 (Average)	2483.500	32.586	17.751	50.336	74.00	54.00	Pass

Figure Channel 11: Vertical (Peak)

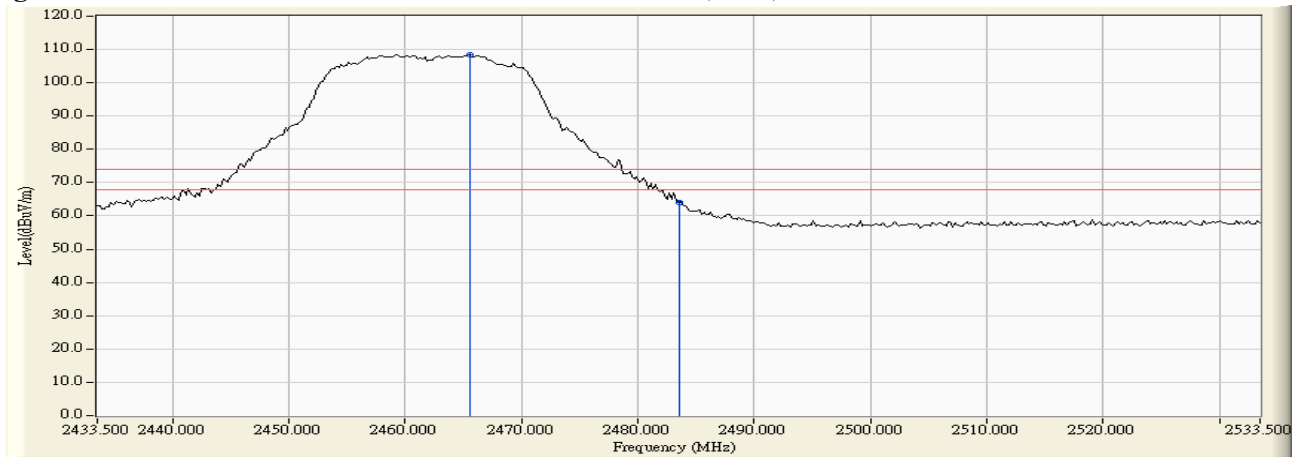
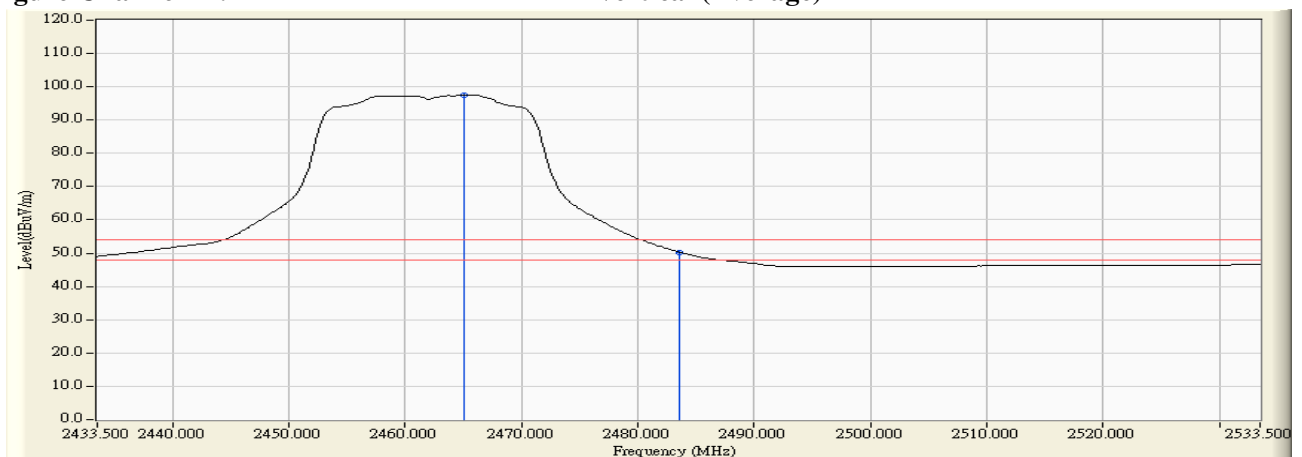


Figure Channel 11: Vertical (Average)



Note:

1. All readings above 1GHz are performed with peak and/or average measurements as necessary.
2. Peak measurements: RBW = 1MHz, VBW = 3 MHz, Sweep: Auto.
3. Average measurements: RBW = 1MHz, VBW = 10 Hz, Sweep: Auto.
4. “ * ”, means this data is the worst emission level.
5. Measurement Level = Reading Level + Correct Factor.
6. The average measurement was not performed when the peak measured data under the limit of average detection.

Product : Intel® Dual Band Wireless-AC 8260
 Test Item : Band Edge
 Test Site : No.3 OATS
 Test Mode : Mode 2 SISO B: Transmit - 802.11n-20BW_7.2Mbps(2.4G Band)

RF Radiated Measurement (Horizontal):

Channel No.	Frequency (MHz)	Correct Factor (dB)	Reading Level (dBuV)	Emission Level (dBuV/m)	Peak Limit (dBuV/m)	Average Limit (dBuV/m)	Result
12 (Peak)	2462.700	33.895	74.412	108.306	--	--	Pass
12 (Peak)	2483.500	33.951	37.430	71.380	74.00	54.00	Pass
12 (Average)	2464.500	33.899	63.460	97.359	--	--	Pass
12 (Average)	2483.500	33.951	19.179	53.129	74.00	54.00	Pass

Figure Channel 12: Horizontal (Peak)

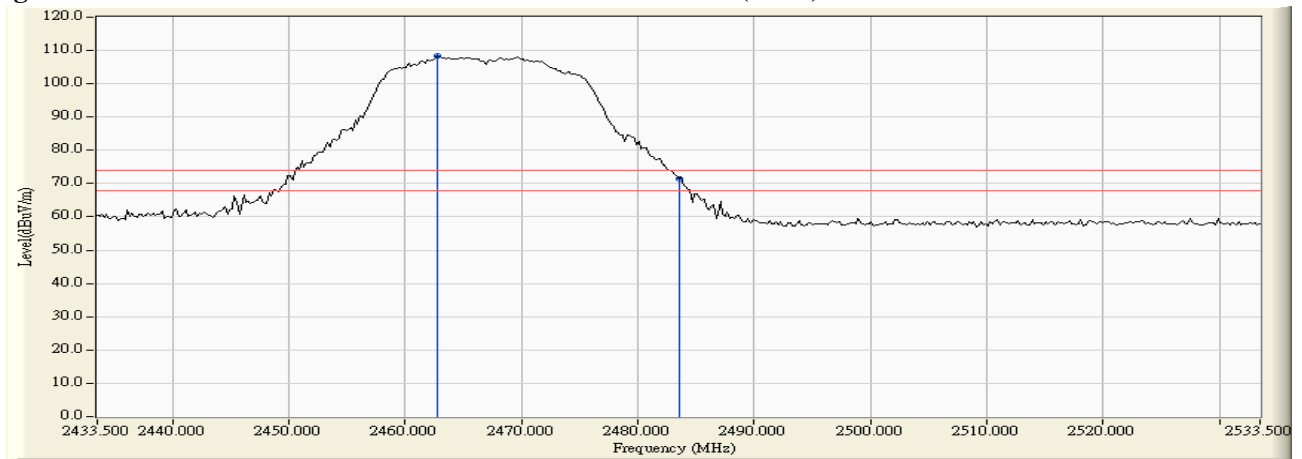
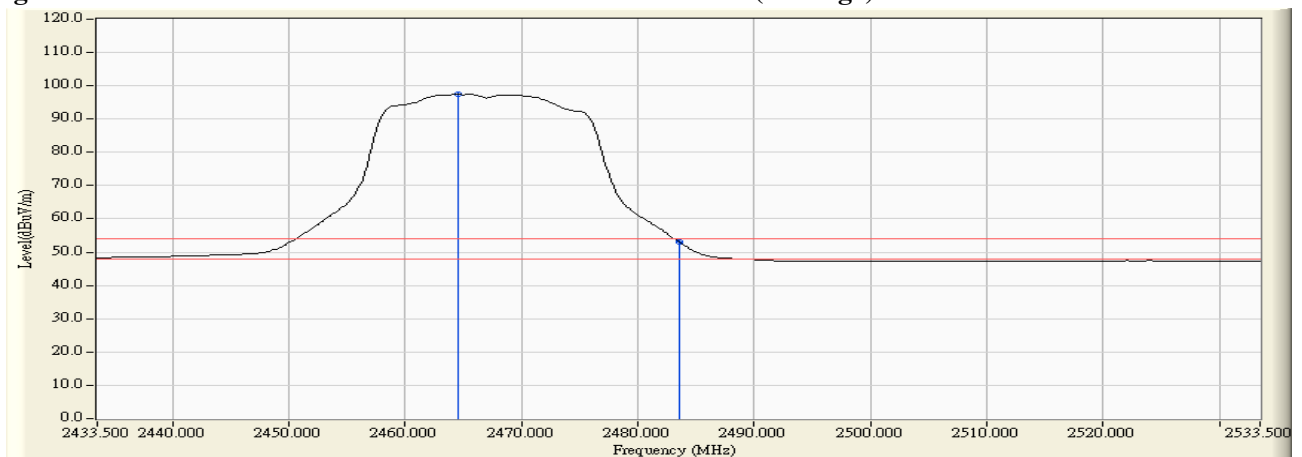


Figure Channel 12: Horizontal (Average)



Note:

1. All readings above 1GHz are performed with peak and/or average measurements as necessary.
2. Peak measurements: RBW = 1MHz, VBW = 3 MHz, Sweep: Auto.
3. Average measurements: RBW = 1MHz, VBW = 10 Hz, Sweep: Auto.
4. “ * ”, means this data is the worst emission level.
5. Measurement Level = Reading Level + Correct Factor.
6. The average measurement was not performed when the peak measured data under the limit of average detection.

Product : Intel® Dual Band Wireless-AC 8260
 Test Item : Band Edge
 Test Site : No.3 OATS
 Test Mode : Mode 2 SISO B: Transmit - 802.11n-20BW_7.2Mbps(2.4G Band)

RF Radiated Measurement (Vertical):

Channel No.	Frequency (MHz)	Correct Factor (dB)	Reading Level (dBuV)	Emission Level (dBuV/m)	Peak Limit (dBuV/m)	Average Limit (dBuV/m)	Result
12 (Peak)	2462.700	32.484	71.723	104.207	--	--	Pass
12 (Peak)	2483.500	32.586	35.855	68.440	74.00	54.00	Pass
12 (Average)	2465.300	32.496	60.763	93.259	--	--	Pass
12 (Average)	2483.500	32.586	17.497	50.082	74.00	54.00	Pass

Figure Channel 12: Vertical (Peak)

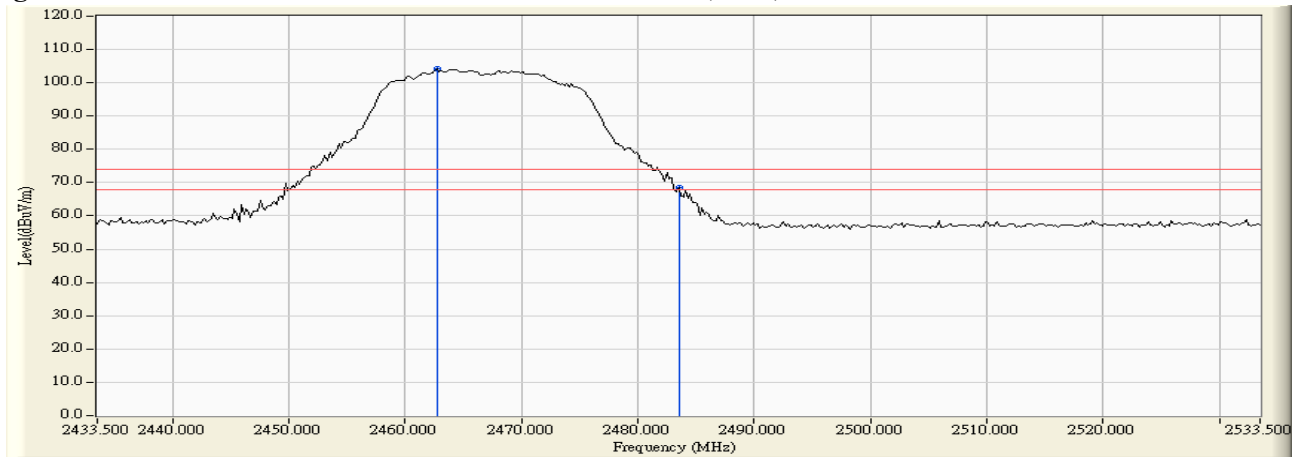
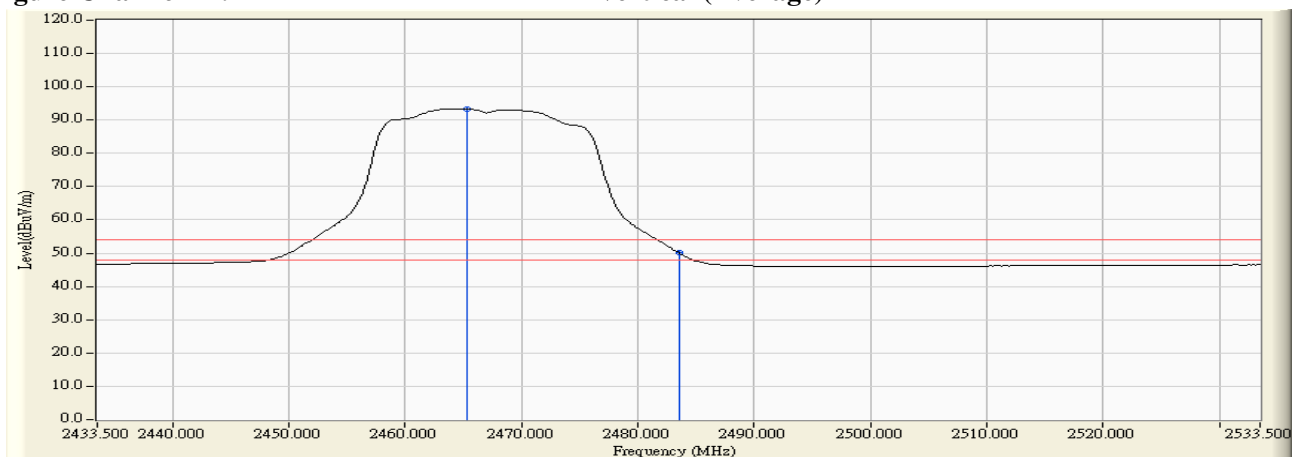


Figure Channel 12: Vertical (Average)



Note:

1. All readings above 1GHz are performed with peak and/or average measurements as necessary.
2. Peak measurements: RBW = 1MHz, VBW = 3 MHz, Sweep: Auto.
3. Average measurements: RBW = 1MHz, VBW = 10 Hz, Sweep: Auto.
4. “ * ”, means this data is the worst emission level.
5. Measurement Level = Reading Level + Correct Factor.
6. The average measurement was not performed when the peak measured data under the limit of average detection.

Product : Intel® Dual Band Wireless-AC 8260
 Test Item : Band Edge
 Test Site : No.3 OATS
 Test Mode : Mode 2 SISO B: Transmit - 802.11n-40BW_15Mbps(2.4G Band)

RF Radiated Measurement (Horizontal):

Channel No.	Frequency (MHz)	Correct Factor (dB)	Reading Level (dBuV)	Emission Level (dBuV/m)	Peak Limit (dBuV/m)	Average Limit (dBuV/m)	Result
03 (Peak)	2390.000	33.739	32.983	66.722	74.00	54.00	Pass
03 (Peak)	2400.000	33.752	47.980	81.731	74.00	54.00	Pass
03 (Peak)	2432.200	33.819	74.969	108.789	--	--	Pass
03 (Average)	2390.000	33.739	19.498	53.237	74.00	54.00	Pass
03 (Average)	2400.000	33.752	34.832	68.583	74.00	54.00	Pass
03 (Average)	2433.200	33.822	63.274	97.096	--	--	Pass

Figure Channel 03:

Horizontal (Peak)

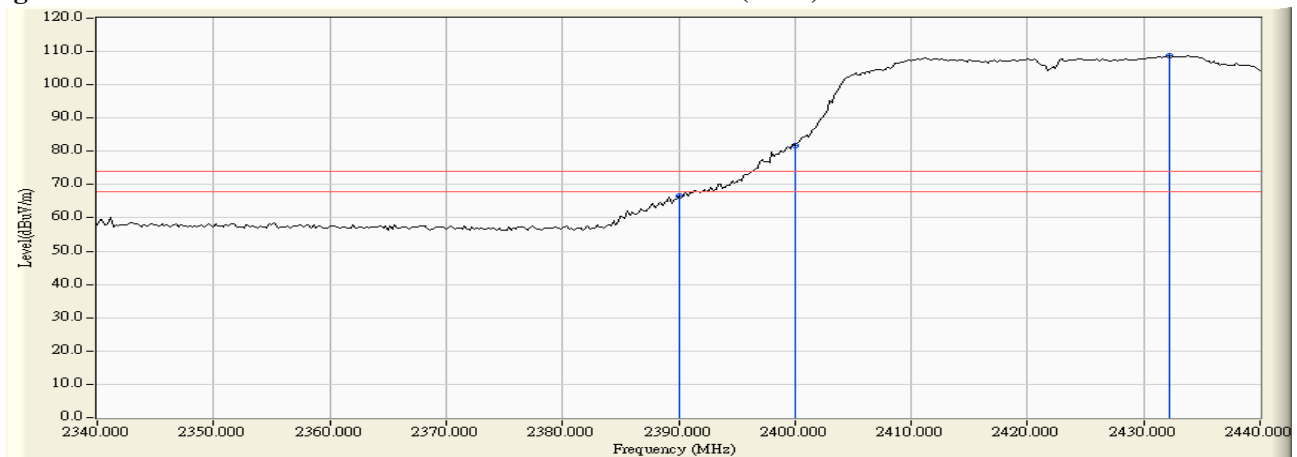
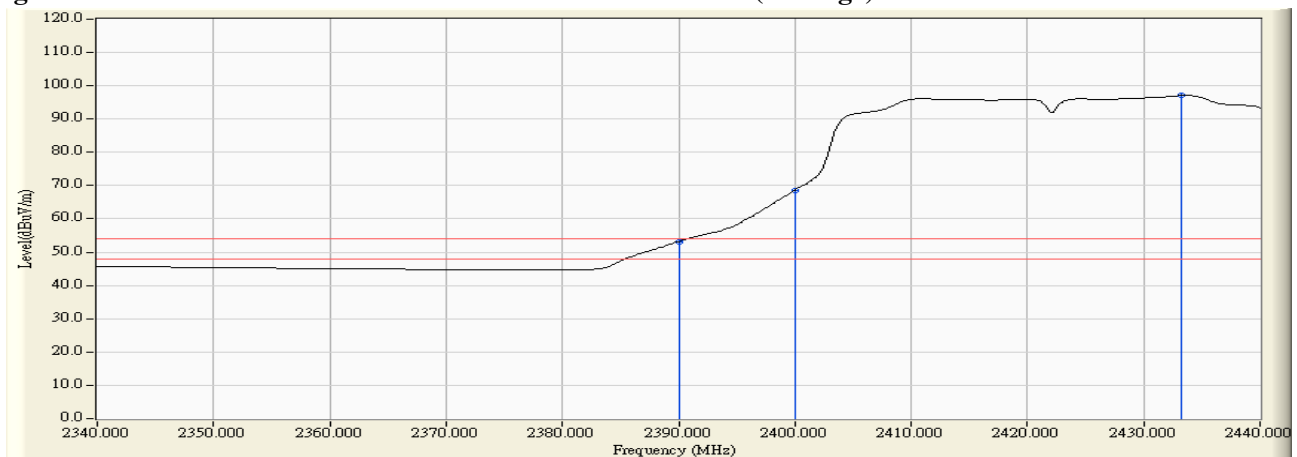


Figure Channel 03:

Horizontal (Average)



Note:

1. All readings above 1GHz are performed with peak and/or average measurements as necessary.
2. Peak measurements: RBW = 1MHz, VBW = 3 MHz, Sweep: Auto.
3. Average measurements: RBW = 1MHz, VBW = 10 Hz, Sweep: Auto.
4. “ * ”, means this data is the worst emission level.
5. Measurement Level = Reading Level + Correct Factor.
6. The average measurement was not performed when the peak measured data under the limit of average detection.

Product : Intel® Dual Band Wireless-AC 8260
 Test Item : Band Edge
 Test Site : No.3 OATS
 Test Mode : Mode 2 SISO B: Transmit - 802.11n-40BW_15Mbps(2.4G Band)

RF Radiated Measurement (Vertical):

Channel No.	Frequency (MHz)	Correct Factor (dB)	Reading Level (dBuV)	Emission Level (dBuV/m)	Peak Limit (dBuV/m)	Average Limit (dBuV/m)	Result
03 (Peak)	2390.000	32.267	29.880	62.147	74.00	54.00	Pass
03 (Peak)	2400.000	32.241	46.409	78.650	74.00	54.00	Pass
03 (Peak)	2433.400	32.346	73.688	106.033	--	--	Pass
03 (Average)	2390.000	32.267	17.602	49.869	74.00	54.00	Pass
03 (Average)	2400.000	32.241	32.815	65.056	74.00	54.00	Pass
03 (Average)	2433.400	32.346	61.923	94.268	--	--	Pass

Figure Channel 03:

Vertical (Peak)

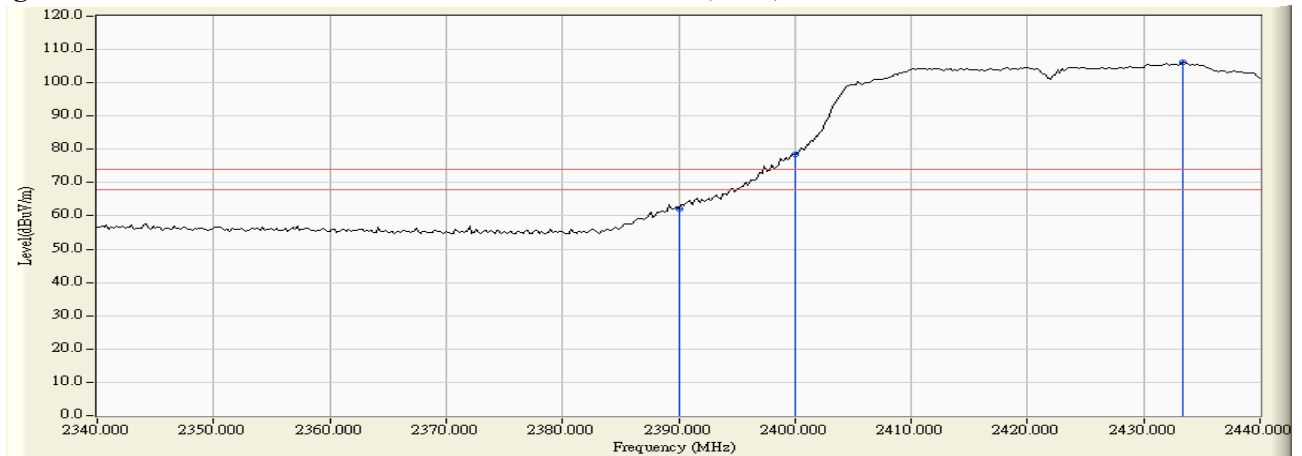
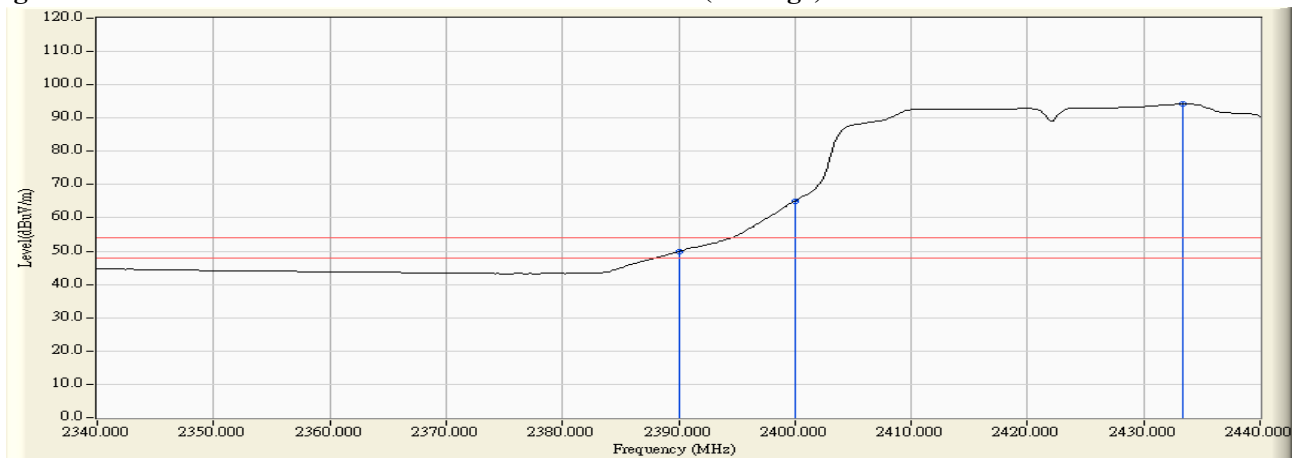


Figure Channel 03:

Vertical (Average)



Note:

1. All readings above 1GHz are performed with peak and/or average measurements as necessary.
2. Peak measurements: RBW = 1MHz, VBW = 3 MHz, Sweep: Auto.
3. Average measurements: RBW = 1MHz, VBW = 10 Hz, Sweep: Auto.
4. “ * ”, means this data is the worst emission level.
5. Measurement Level = Reading Level + Correct Factor.
6. The average measurement was not performed when the peak measured data under the limit of average detection.

Product : Intel® Dual Band Wireless-AC 8260
 Test Item : Band Edge
 Test Site : No.3 OATS
 Test Mode : Mode 2 SISO B: Transmit - 802.11n-40BW_15Mbps(2.4G Band)

RF Radiated Measurement (Horizontal):

Channel No.	Frequency (MHz)	Correct Factor (dB)	Reading Level (dBuV)	Emission Level (dBuV/m)	Peak Limit (dBuV/m)	Average Limit (dBuV/m)	Result
04 (Peak)	2390.000	33.739	33.843	67.582	74.00	54.00	Pass
04 (Peak)	2400.000	33.752	39.369	73.120	74.00	54.00	Pass
04 (Peak)	2437.200	33.832	75.782	109.613	--	--	Pass
04 (Average)	2390.000	33.739	19.428	53.167	74.00	54.00	Pass
04 (Average)	2400.000	33.752	26.203	59.954	74.00	54.00	Pass
04 (Average)	2436.000	33.828	63.855	97.683	--	--	Pass

Figure Channel 04: Horizontal (Peak)

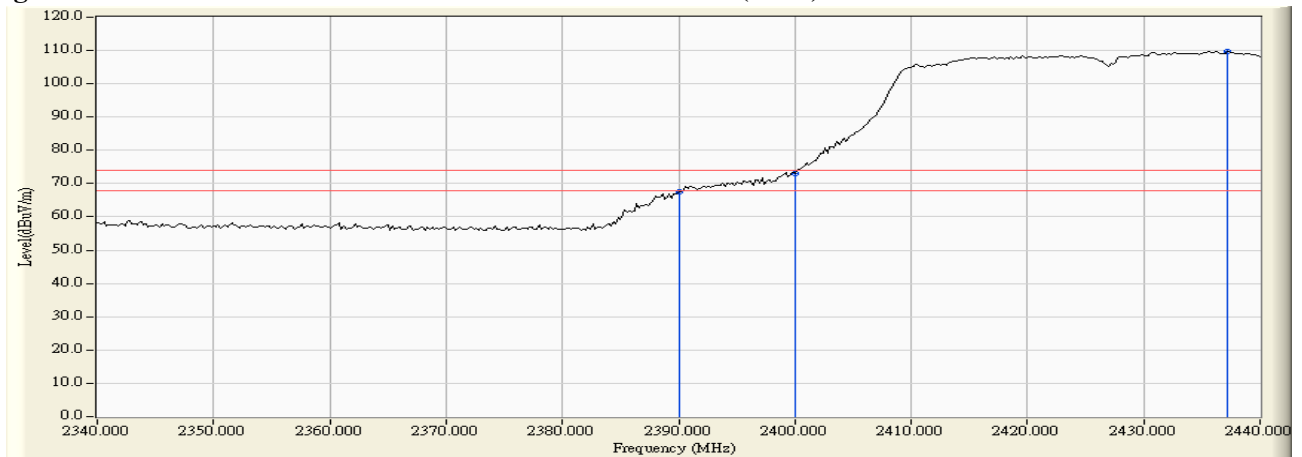
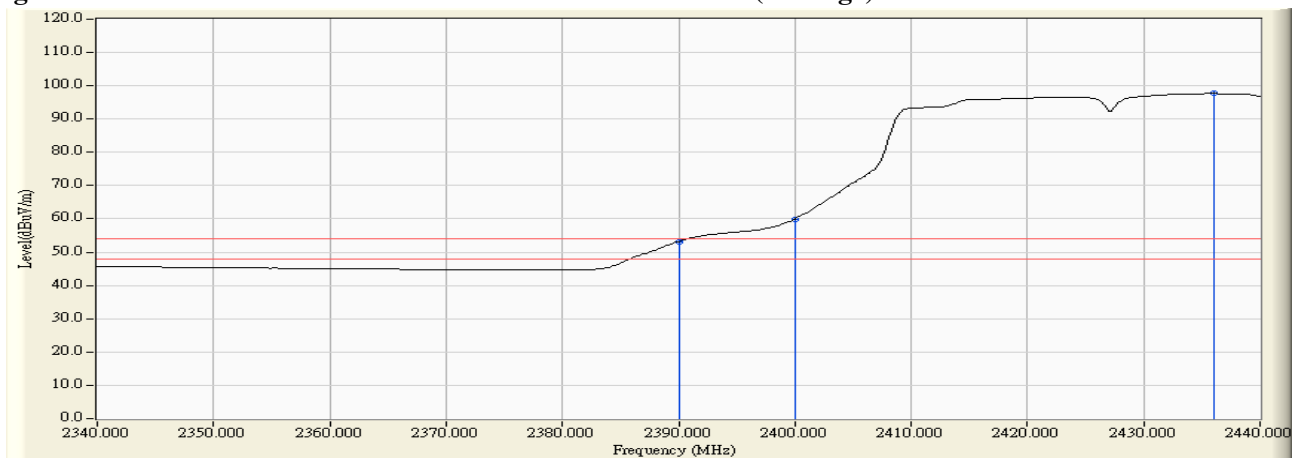


Figure Channel 04: Horizontal (Average)



Note:

1. All readings above 1GHz are performed with peak and/or average measurements as necessary.
2. Peak measurements: RBW = 1MHz, VBW = 3 MHz, Sweep: Auto.
3. Average measurements: RBW = 1MHz, VBW = 10 Hz, Sweep: Auto.
4. “ * ”, means this data is the worst emission level.
5. Measurement Level = Reading Level + Correct Factor.
6. The average measurement was not performed when the peak measured data under the limit of average detection.

Product : Intel® Dual Band Wireless-AC 8260
 Test Item : Band Edge
 Test Site : No.3 OATS
 Test Mode : Mode 2 SISO B: Transmit - 802.11n-40BW_15Mbps(2.4G Band)

RF Radiated Measurement (Vertical):

Channel No.	Frequency (MHz)	Correct Factor (dB)	Reading Level (dBuV)	Emission Level (dBuV/m)	Peak Limit (dBuV/m)	Average Limit (dBuV/m)	Result
04 (Peak)	2390.000	32.267	31.293	63.560	74.00	54.00	Pass
04 (Peak)	2400.000	32.241	36.839	69.080	74.00	54.00	Pass
04 (Peak)	2437.200	32.363	74.840	107.203	--	--	Pass
04 (Average)	2390.000	32.267	17.840	50.107	74.00	54.00	Pass
04 (Average)	2400.000	32.241	24.415	56.656	74.00	54.00	Pass
04 (Average)	2436.000	32.357	62.759	95.116	--	--	Pass

Figure Channel 04:

Vertical (Peak)

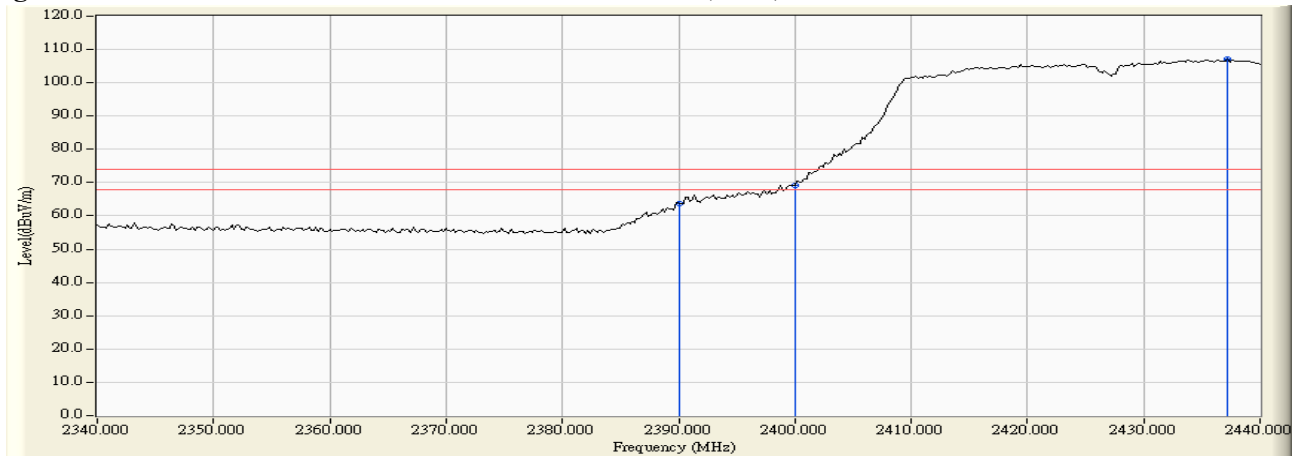
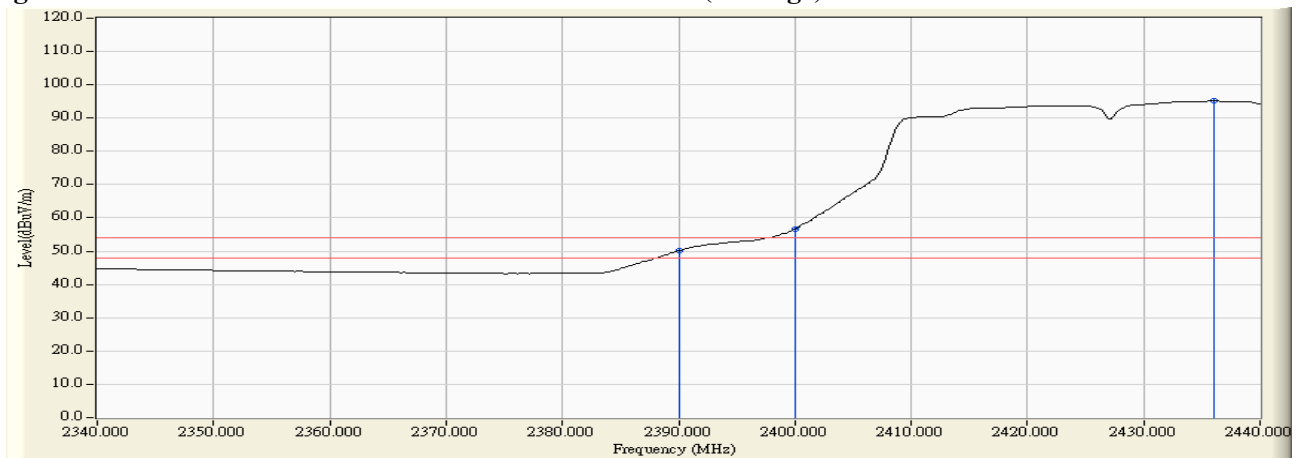


Figure Channel 04:

Vertical (Average)



Note:

1. All readings above 1GHz are performed with peak and/or average measurements as necessary.
2. Peak measurements: RBW = 1MHz, VBW = 3 MHz, Sweep: Auto.
3. Average measurements: RBW = 1MHz, VBW = 10 Hz, Sweep: Auto.
4. “ * ”, means this data is the worst emission level.
5. Measurement Level = Reading Level + Correct Factor.
6. The average measurement was not performed when the peak measured data under the limit of average detection.

Product : Intel® Dual Band Wireless-AC 8260
 Test Item : Band Edge
 Test Site : No.3 OATS
 Test Mode : Mode 2 SISO B: Transmit - 802.11n-40BW_15Mbps(2.4G Band)

RF Radiated Measurement (Horizontal):

Channel No.	Frequency (MHz)	Correct Factor (dB)	Reading Level (dBuV)	Emission Level (dBuV/m)	Peak Limit (dBuV/m)	Average Limit (dBuV/m)	Result
08 (Peak)	2443.100	33.844	76.600	110.445	--	--	Pass
08 (Peak)	2483.500	33.951	31.973	65.923	74.00	54.00	Pass
08 (Average)	2444.300	33.848	64.658	98.506	--	--	Pass
08 (Average)	2483.500	33.951	18.929	52.879	74.00	54.00	Pass

Figure Channel 08: Horizontal (Peak)

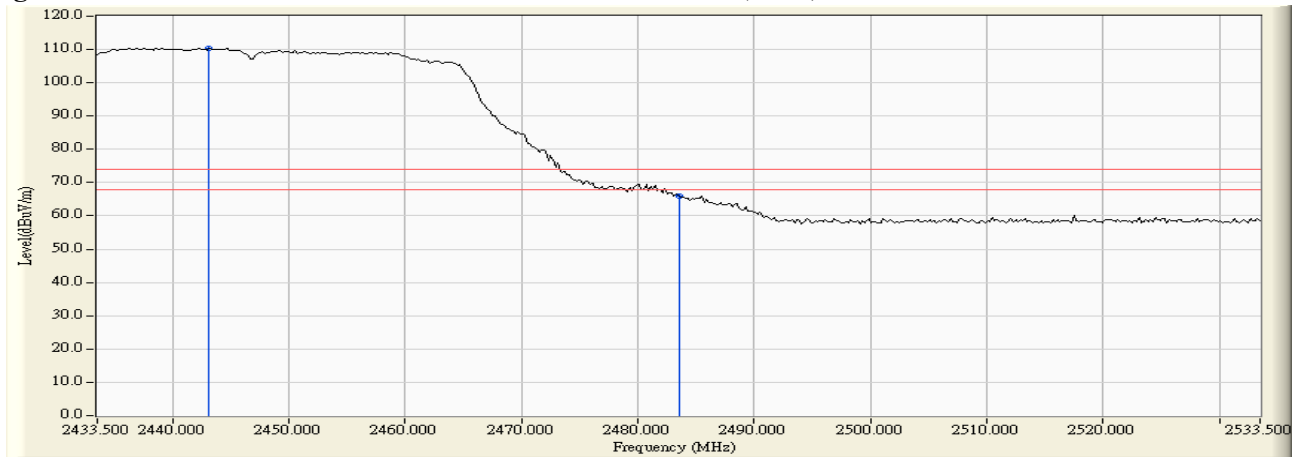
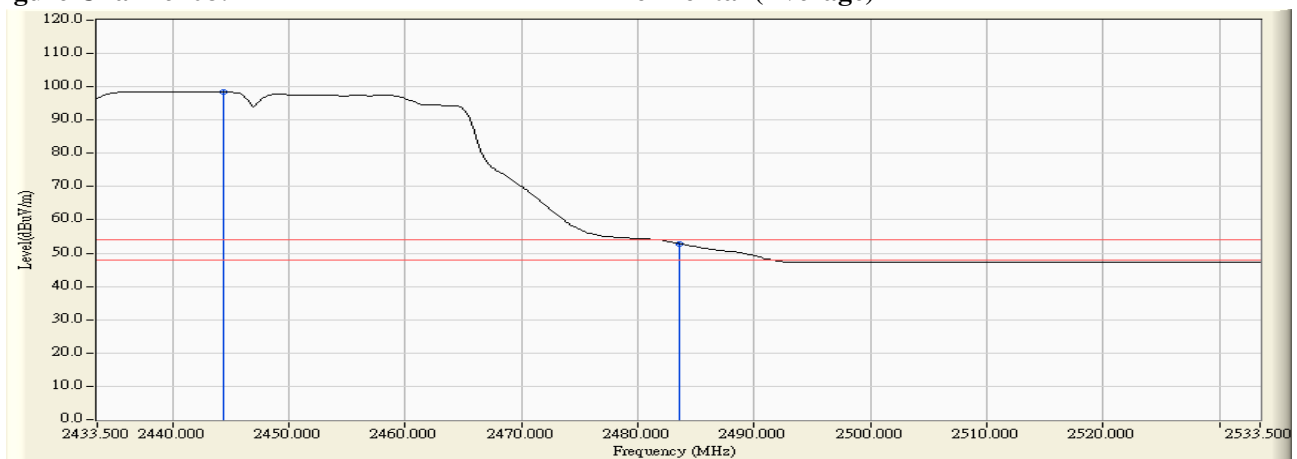


Figure Channel 08: Horizontal (Average)



Note:

1. All readings above 1GHz are performed with peak and/or average measurements as necessary.
2. Peak measurements: RBW = 1MHz, VBW = 3 MHz, Sweep: Auto.
3. Average measurements: RBW = 1MHz, VBW = 10 Hz, Sweep: Auto.
4. “ * ”, means this data is the worst emission level.
5. Measurement Level = Reading Level + Correct Factor.
6. The average measurement was not performed when the peak measured data under the limit of average detection.

Product : Intel® Dual Band Wireless-AC 8260
 Test Item : Band Edge
 Test Site : No.3 OATS
 Test Mode : Mode 2 SISO B: Transmit - 802.11n-40BW_15Mbps(2.4G Band)

RF Radiated Measurement (Vertical):

Channel No.	Frequency (MHz)	Correct Factor (dB)	Reading Level (dBuV)	Emission Level (dBuV/m)	Peak Limit (dBuV/m)	Average Limit (dBuV/m)	Result
08 (Peak)	2443.100	32.389	74.291	106.681	--	--	Pass
08 (Peak)	2483.500	32.586	31.008	63.593	74.00	54.00	Pass
08 (Average)	2444.300	32.395	62.640	95.035	--	--	Pass
08 (Average)	2483.500	32.586	17.800	50.385	74.00	54.00	Pass

Figure Channel 08: Vertical (Peak)

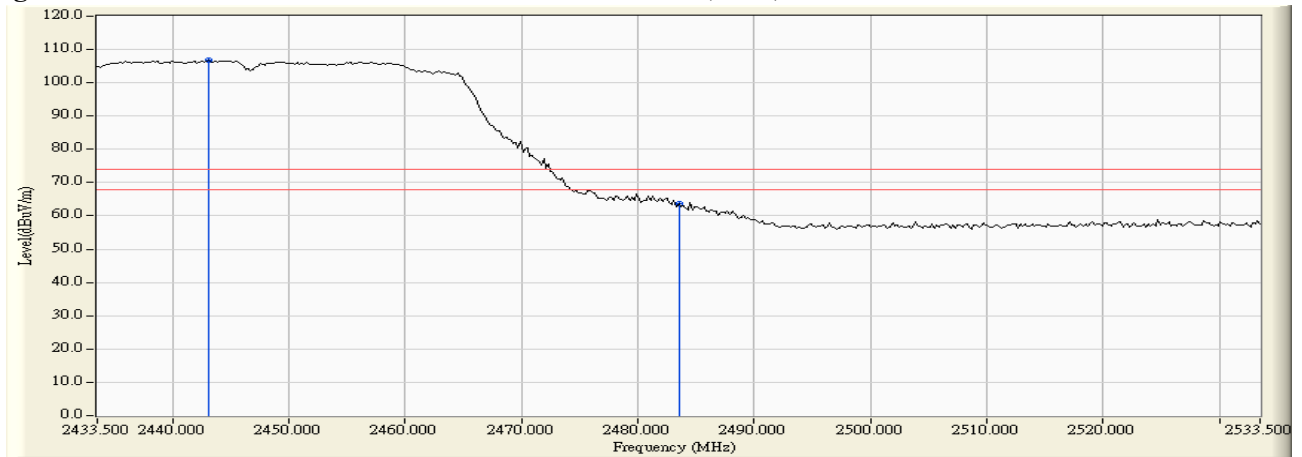
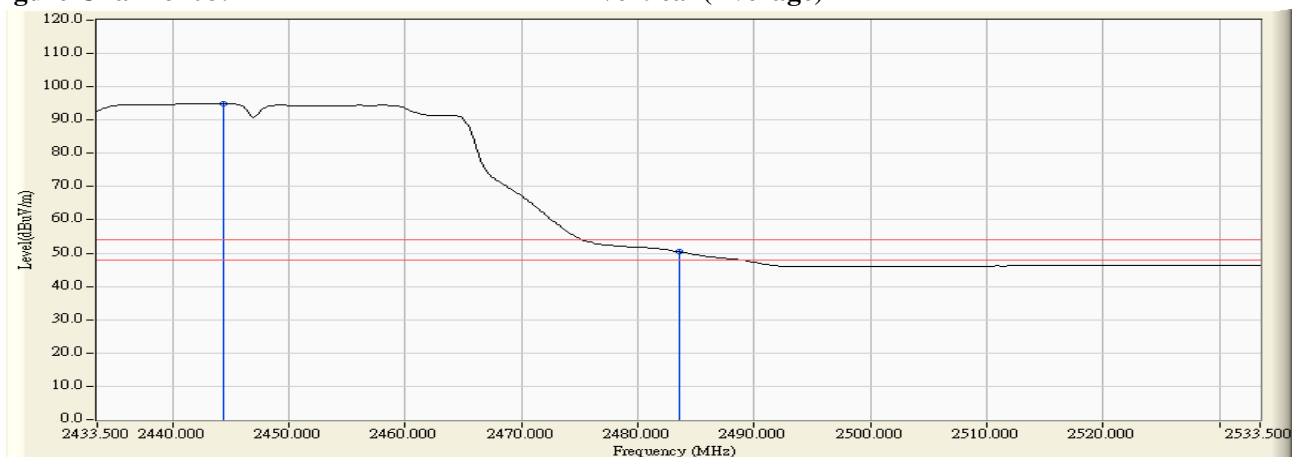


Figure Channel 08: Vertical (Average)



Note:

1. All readings above 1GHz are performed with peak and/or average measurements as necessary.
2. Peak measurements: RBW = 1MHz, VBW = 3 MHz, Sweep: Auto.
3. Average measurements: RBW = 1MHz, VBW = 10 Hz, Sweep: Auto.
4. “ * ”, means this data is the worst emission level.
5. Measurement Level = Reading Level + Correct Factor.
6. The average measurement was not performed when the peak measured data under the limit of average detection.

Product : Intel® Dual Band Wireless-AC 8260
 Test Item : Band Edge
 Test Site : No.3 OATS
 Test Mode : Mode 2 SISO B: Transmit - 802.11n-40BW_15Mbps(2.4G Band)

RF Radiated Measurement (Horizontal):

Channel No.	Frequency (MHz)	Correct Factor (dB)	Reading Level (dBuV)	Emission Level (dBuV/m)	Peak Limit (dBuV/m)	Average Limit (dBuV/m)	Result
09 (Peak)	2444.300	33.848	74.152	108.000	--	--	Pass
09 (Peak)	2483.500	33.951	31.861	65.811	74.00	54.00	Pass
09 (Average)	2443.300	33.845	62.054	95.899	--	--	Pass
09 (Average)	2483.500	33.951	18.952	52.902	74.00	54.00	Pass

Figure Channel 09: Horizontal (Peak)

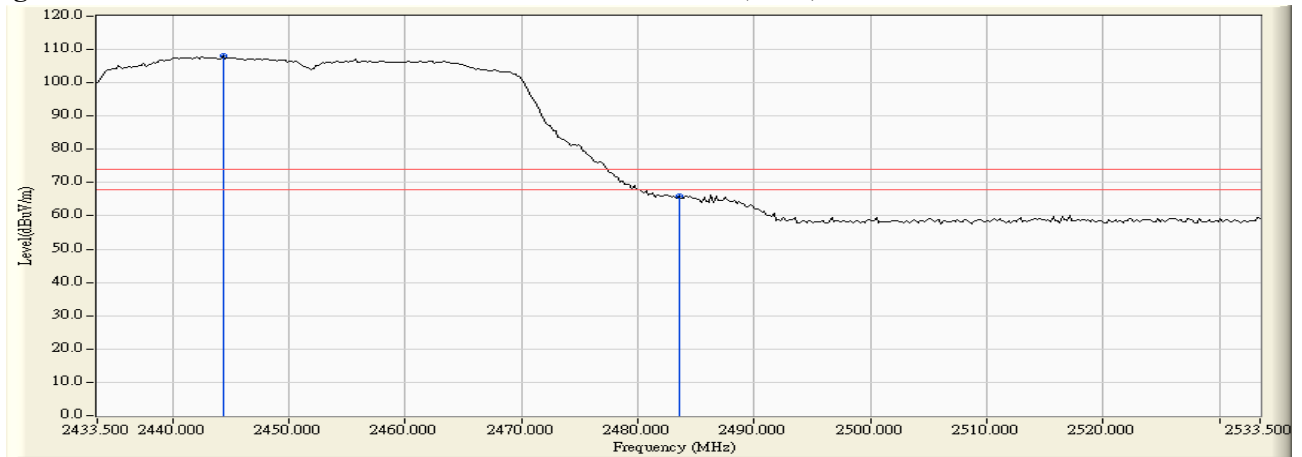
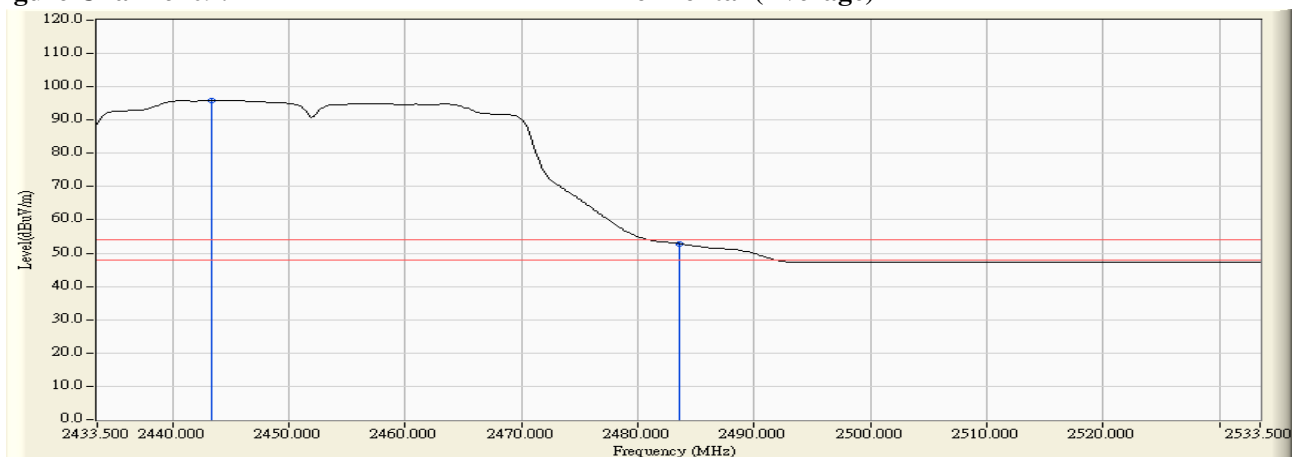


Figure Channel 09: Horizontal (Average)



Note:

1. All readings above 1GHz are performed with peak and/or average measurements as necessary.
2. Peak measurements: RBW = 1MHz, VBW = 3 MHz, Sweep: Auto.
3. Average measurements: RBW = 1MHz, VBW = 10 Hz, Sweep: Auto.
4. “ * ”, means this data is the worst emission level.
5. Measurement Level = Reading Level + Correct Factor.
6. The average measurement was not performed when the peak measured data under the limit of average detection.

Product : Intel® Dual Band Wireless-AC 8260
 Test Item : Band Edge
 Test Site : No.3 OATS
 Test Mode : Mode 2 SISO B: Transmit - 802.11n-40BW_15Mbps(2.4G Band)

RF Radiated Measurement (Vertical):

Channel No.	Frequency (MHz)	Correct Factor (dB)	Reading Level (dBuV)	Emission Level (dBuV/m)	Peak Limit (dBuV/m)	Average Limit (dBuV/m)	Result
09 (Peak)	2444.500	32.396	72.012	104.408	--	--	Pass
09 (Peak)	2483.500	32.586	30.411	62.996	74.00	54.00	Pass
09 (Average)	2444.700	32.397	59.983	92.380	--	--	Pass
09 (Average)	2483.500	32.586	18.069	50.654	74.00	54.00	Pass

Figure Channel 09: Vertical (Peak)

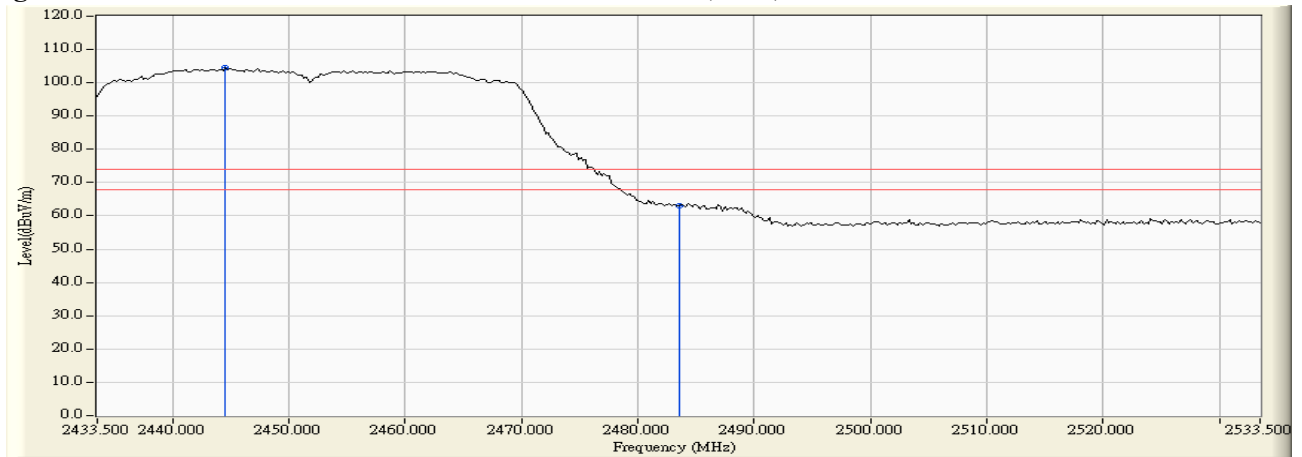
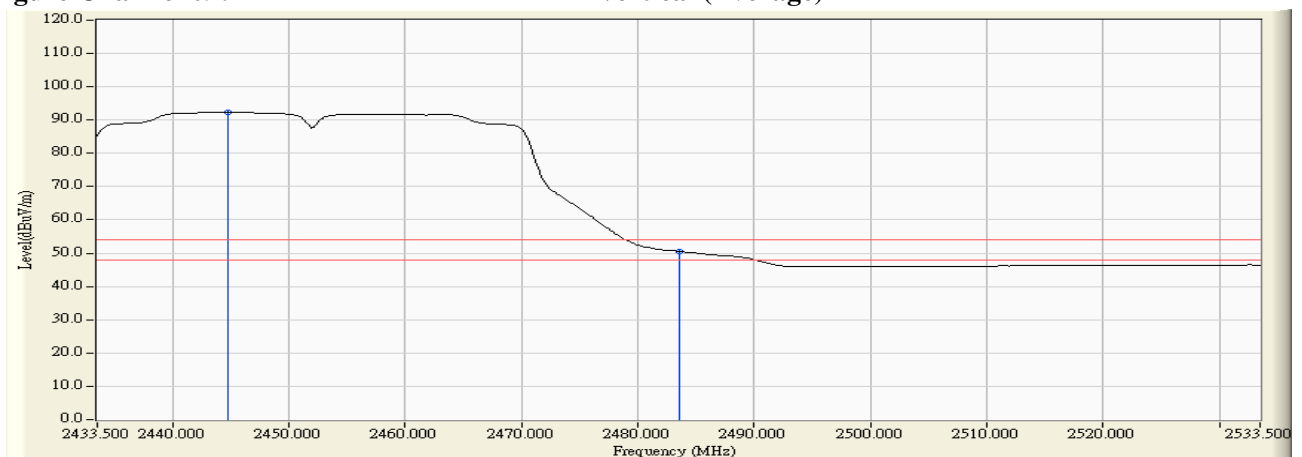


Figure Channel 09: Vertical (Average)



Note:

1. All readings above 1GHz are performed with peak and/or average measurements as necessary.
2. Peak measurements: RBW = 1MHz, VBW = 3 MHz, Sweep: Auto.
3. Average measurements: RBW = 1MHz, VBW = 10 Hz, Sweep: Auto.
4. “ * ”, means this data is the worst emission level.
5. Measurement Level = Reading Level + Correct Factor.
6. The average measurement was not performed when the peak measured data under the limit of average detection.

Product : Intel® Dual Band Wireless-AC 8260
 Test Item : Band Edge
 Test Site : No.3 OATS
 Test Mode : **Mode 2 SISO B: Transmit - 802.11n-40BW_15Mbps(2.4G Band)**

RF Radiated Measurement (Horizontal):

Channel No.	Frequency (MHz)	Correct Factor (dB)	Reading Level (dBuV)	Emission Level (dBuV/m)	Peak Limit (dBuV/m)	Average Limit (dBuV/m)	Result
10 (Peak)	2446.100	33.852	68.203	102.055	--	--	Pass
10 (Peak)	2483.500	33.951	31.511	65.461	74.00	54.00	Pass
10 (Average)	2445.700	33.852	56.500	90.351	--	--	Pass
10 (Average)	2483.500	33.951	19.365	53.315	74.00	54.00	Pass

Figure Channel 10: Horizontal (Peak)

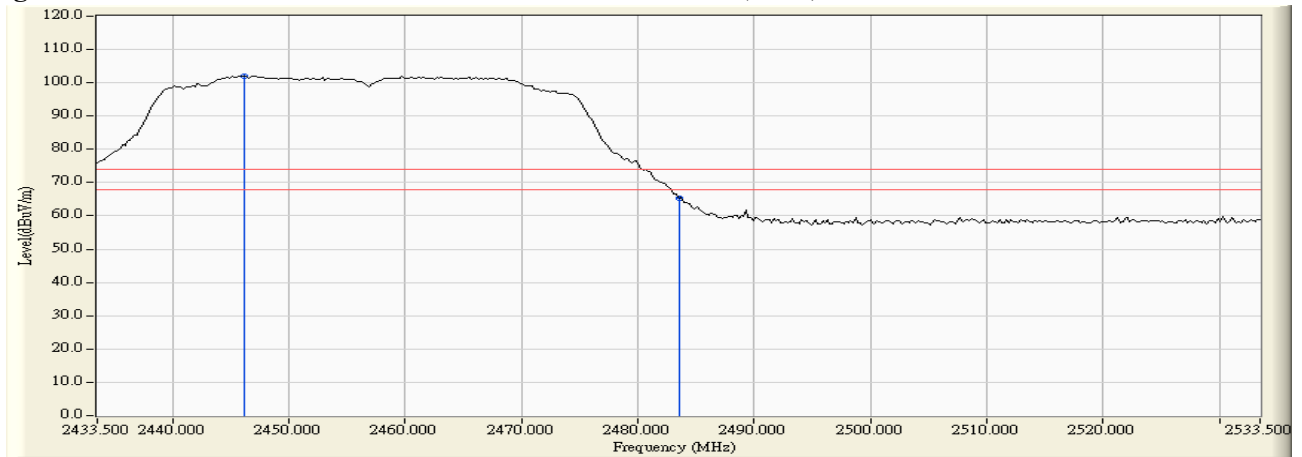
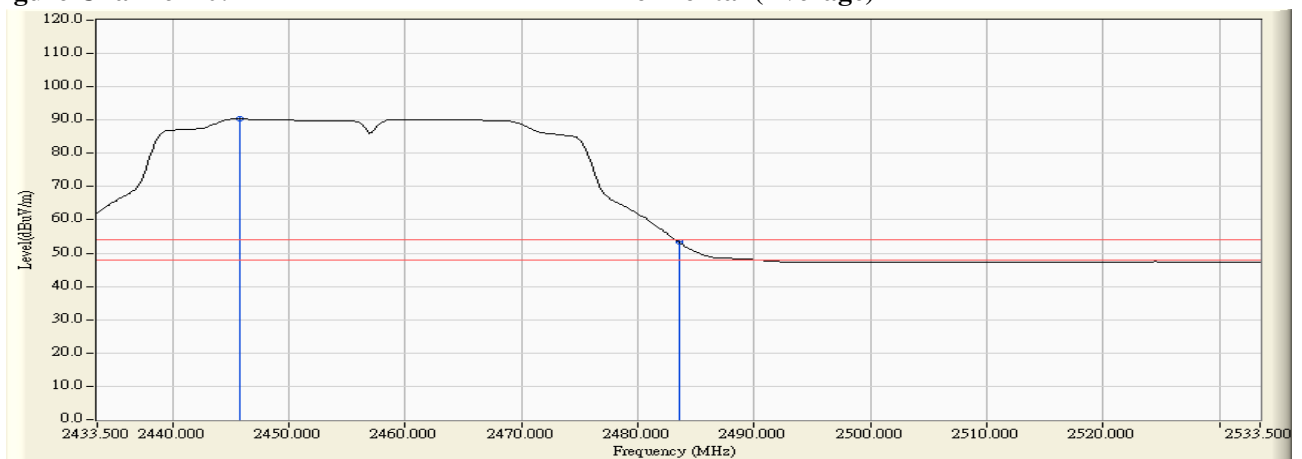


Figure Channel 10: Horizontal (Average)



Note:

1. All readings above 1GHz are performed with peak and/or average measurements as necessary.
2. Peak measurements: RBW = 1MHz, VBW = 3 MHz, Sweep: Auto.
3. Average measurements: RBW = 1MHz, VBW = 10 Hz, Sweep: Auto.
4. “ * ”, means this data is the worst emission level.
5. Measurement Level = Reading Level + Correct Factor.
6. The average measurement was not performed when the peak measured data under the limit of average detection.

Product : Intel® Dual Band Wireless-AC 8260
 Test Item : Band Edge
 Test Site : No.3 OATS
 Test Mode : Mode 2 SISO B: Transmit - 802.11n-40BW_15Mbps(2.4G Band)

RF Radiated Measurement (Vertical):

Channel No.	Frequency (MHz)	Correct Factor (dB)	Reading Level (dBuV)	Emission Level (dBuV/m)	Peak Limit (dBuV/m)	Average Limit (dBuV/m)	Result
10 (Peak)	2446.100	32.403	66.592	98.996	--	--	Pass
10 (Peak)	2483.500	32.586	31.236	63.821	74.00	54.00	Pass
10 (Average)	2445.700	32.402	54.916	87.318	--	--	Pass
10 (Average)	2483.500	32.586	17.825	50.410	74.00	54.00	Pass

Figure Channel 10: Vertical (Peak)

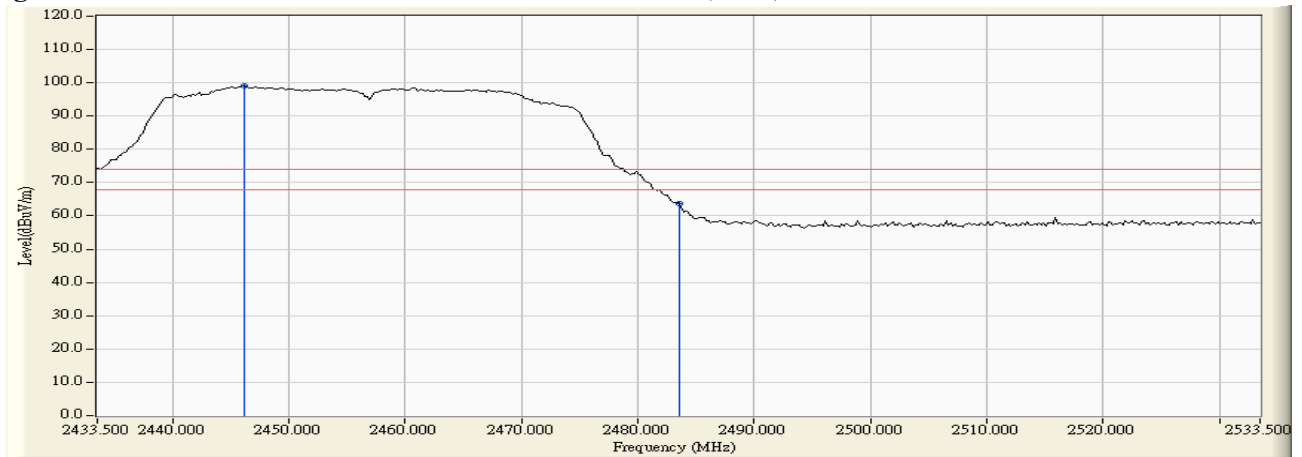
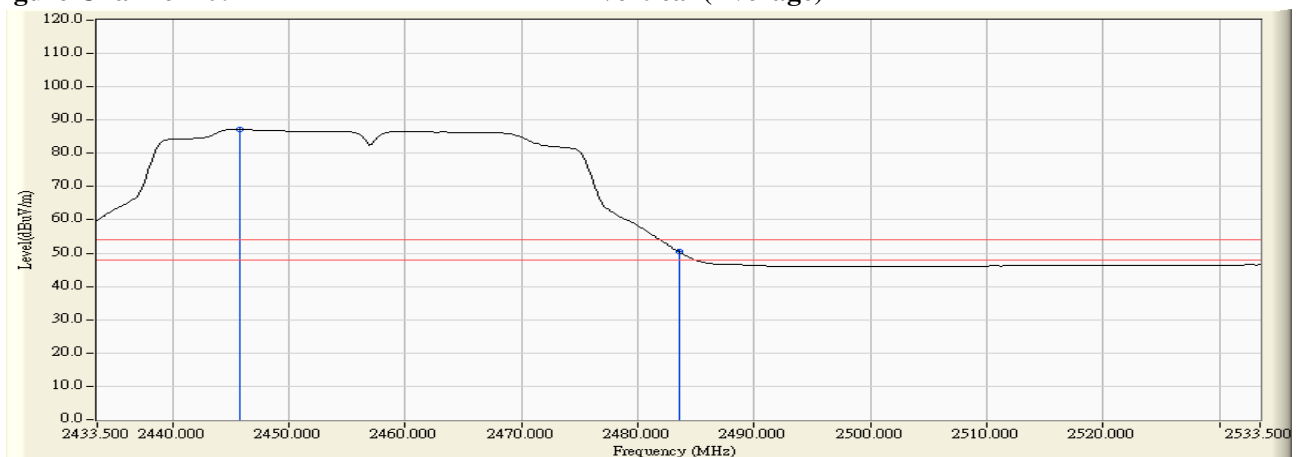


Figure Channel 10: Vertical (Average)

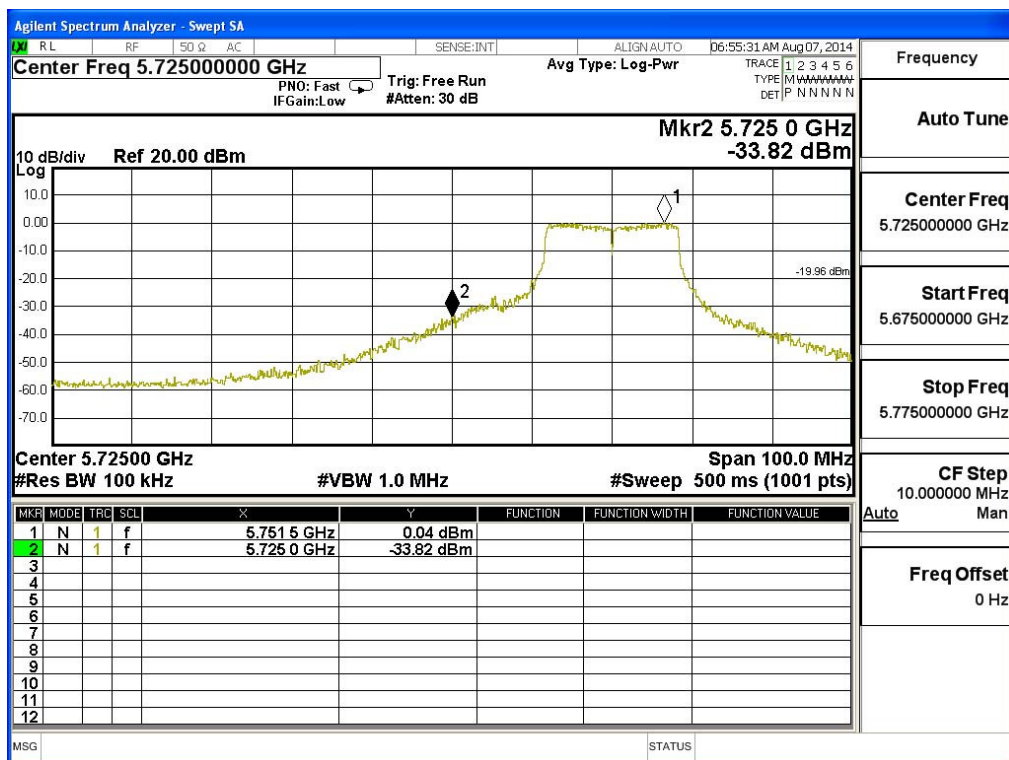


Note:

1. All readings above 1GHz are performed with peak and/or average measurements as necessary.
2. Peak measurements: RBW = 1MHz, VBW = 3 MHz, Sweep: Auto.
3. Average measurements: RBW = 1MHz, VBW = 10 Hz, Sweep: Auto.
4. “ * ”, means this data is the worst emission level.
5. Measurement Level = Reading Level + Correct Factor.
6. The average measurement was not performed when the peak measured data under the limit of average detection.

Product : Intel® Dual Band Wireless-AC 8260
 Test Item : Band Edge
 Test Site : No.3 OATS
 Test Mode : Mode 2 SISO B: Transmit - 802.11a 6Mbps

Test Frequency (MHz)	Measurement Level Δ (dB)	Limit Δ (dB)	Result
5745	33.86	>20	PASS



Product : Intel® Dual Band Wireless-AC 8260
 Test Item : Band Edge
 Test Site : No.3 OATS
 Test Mode : Mode 2 SISO B: Transmit - 802.11a 6Mbps

Test Frequency (MHz)	Measurement Level Δ (dB)	Limit Δ (dB)	Result
5825	40.57	>20	PASS



Product : Intel® Dual Band Wireless-AC 8260
 Test Item : Band Edge
 Test Site : No.3 OATS
 Test Mode : **Mode 2 SISO B: Transmit - 802.11n-20BW_7.2Mbps(5G Band)**

Test Frequency (MHz)	Measurement Level Δ (dB)	Limit Δ (dB)	Result
5745	33.42	>20	PASS



Product : Intel® Dual Band Wireless-AC 8260
 Test Item : Band Edge
 Test Site : No.3 OATS
 Test Mode : **Mode 2 SISO B: Transmit - 802.11n-20BW_7.2Mbps(5G Band)**

Test Frequency (MHz)	Measurement Level Δ (dB)	Limit Δ (dB)	Result
5825	40.63	>20	PASS



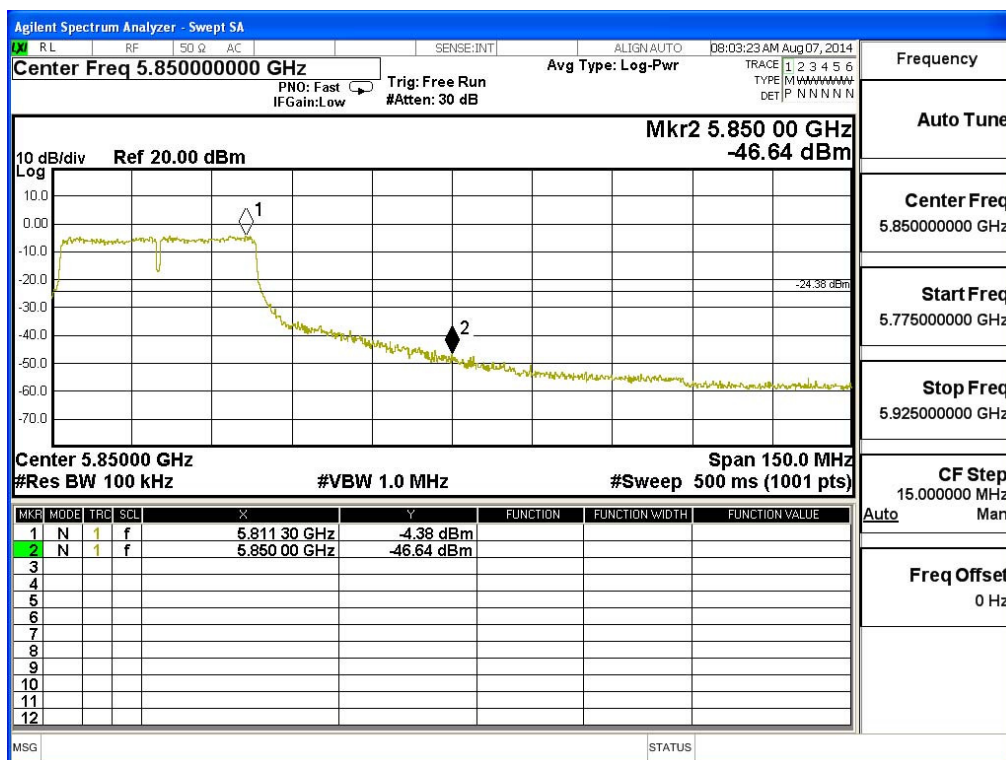
Product : Intel® Dual Band Wireless-AC 8260
 Test Item : Band Edge
 Test Site : No.3 OATS
 Test Mode : **Mode 2 SISO B: Transmit - 802.11n-40BW_15Mbps(5G Band)**

Test Frequency (MHz)	Measurement Level Δ (dB)	Limit Δ (dB)	Result
5755	28.78	>20	PASS



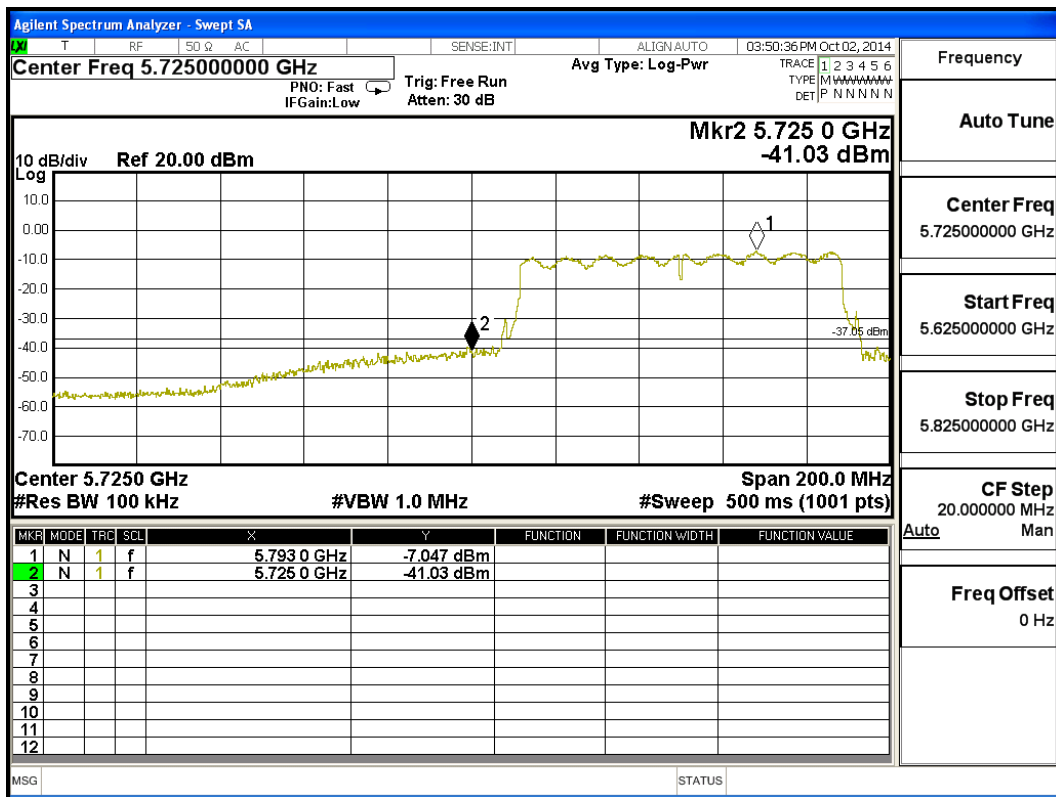
Product : Intel® Dual Band Wireless-AC 8260
 Test Item : Band Edge
 Test Site : No.3 OATS
 Test Mode : **Mode 2 SISO B: Transmit - 802.11n-40BW_15Mbps(5G Band)**

Test Frequency (MHz)	Measurement Level Δ (dB)	Limit Δ (dB)	Result
5795	51.02	>20	PASS



Product : Intel® Dual Band Wireless-AC 8260
 Test Item : Band Edge
 Test Site : No.3 OATS
 Test Mode : **Mode 2 SISO B: Transmit - 802.11ac-80BW_32.5Mbps(5G Band)**

Test Frequency (MHz)	Measurement Level Δ (dB)	Limit Δ (dB)	Result
5775	33.983	>30	PASS



Product : Intel® Dual Band Wireless-AC 8260
 Test Item : Band Edge
 Test Site : No.3 OATS
 Test Mode : Mode 3 MIMO: Transmit - 802.11n-20BW_14.4Mbps(2.4G Band)

RF Radiated Measurement (Horizontal):

Channel No.	Frequency (MHz)	Correct Factor (dB)	Reading Level (dBuV)	Emission Level (dBuV/m)	Peak Limit (dBuV/m)	Average Limit (dBuV/m)	Result
01 (Peak)	2390.000	33.739	37.351	71.090	74.00	54.00	Pass
01 (Peak)	2400.000	33.752	59.671	93.422	74.00	54.00	Pass
01 (Peak)	2408.800	33.766	83.144	116.910	--	--	Pass
01 (Average)	2390.000	33.739	19.100	52.839	74.00	54.00	Pass
01 (Average)	2400.000	33.752	38.956	72.707	74.00	54.00	Pass
01 (Average)	2410.800	33.769	69.328	103.097	--	--	Pass

Figure Channel 01: Horizontal (Peak)

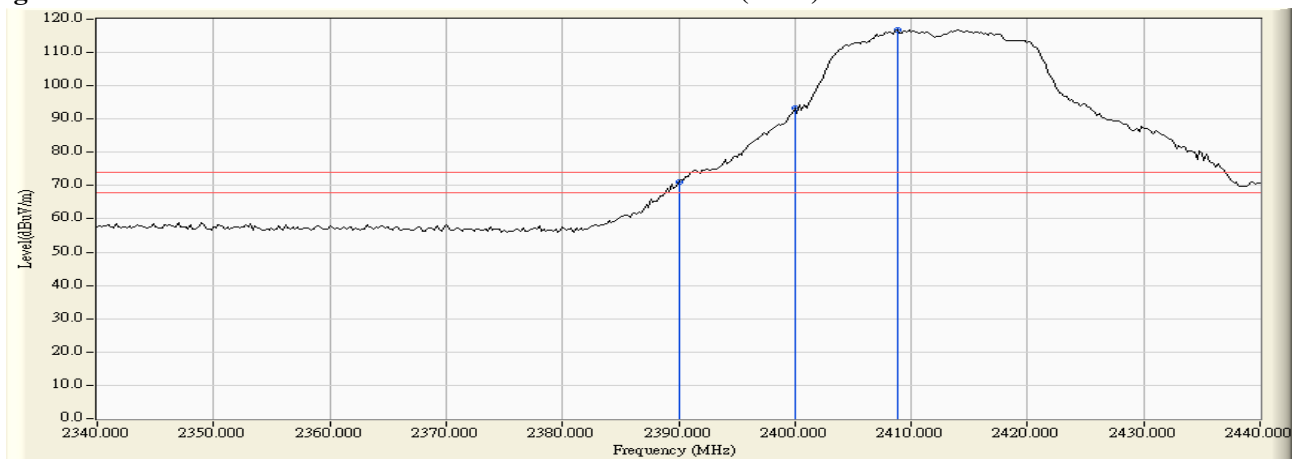
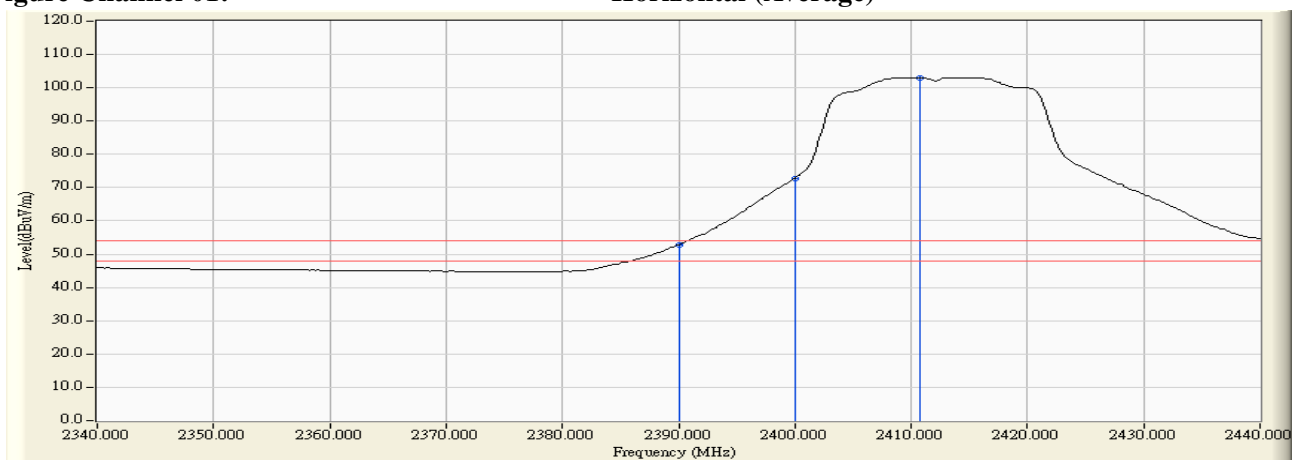


Figure Channel 01: Horizontal (Average)



Note:

1. All readings above 1GHz are performed with peak and/or average measurements as necessary.
2. Peak measurements: RBW = 1MHz, VBW = 3 MHz, Sweep: Auto.
3. Average measurements: RBW = 1MHz, VBW = 10 Hz, Sweep: Auto.
4. “ * ”, means this data is the worst emission level.
5. Measurement Level = Reading Level + Correct Factor.
6. The average measurement was not performed when the peak measured data under the limit of average detection.

Product : Intel® Dual Band Wireless-AC 8260
 Test Item : Band Edge
 Test Site : No.3 OATS
 Test Mode : Mode 3 MIMO: Transmit - 802.11n-20BW_14.4Mbps(2.4G Band)

RF Radiated Measurement (Vertical):

Channel No.	Frequency (MHz)	Correct Factor (dB)	Reading Level (dBuV)	Emission Level (dBuV/m)	Peak Limit (dBuV/m)	Average Limit (dBuV/m)	Result
01 (Peak)	2390.000	32.267	35.742	68.009	74.00	54.00	Pass
01 (Peak)	2400.000	32.241	58.163	90.404	74.00	54.00	Pass
01 (Peak)	2411.400	32.247	80.584	112.830	--	--	Pass
01 (Average)	2390.000	32.267	17.977	50.244	74.00	54.00	Pass
01 (Average)	2400.000	32.241	37.154	69.395	74.00	54.00	Pass
01 (Average)	2410.600	32.244	67.503	99.747	--	--	Pass

Figure Channel 01:

Vertical (Peak)

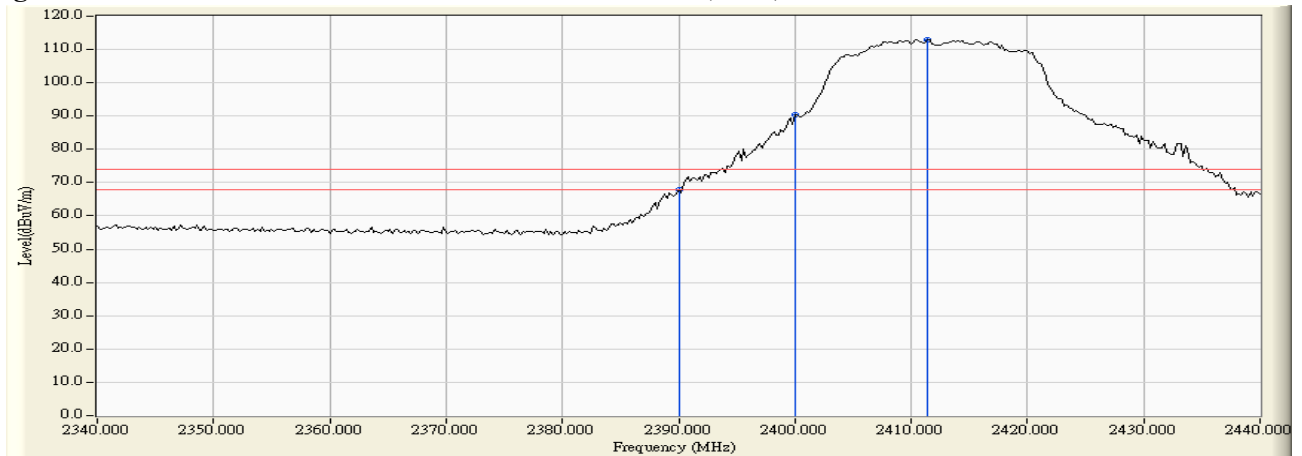
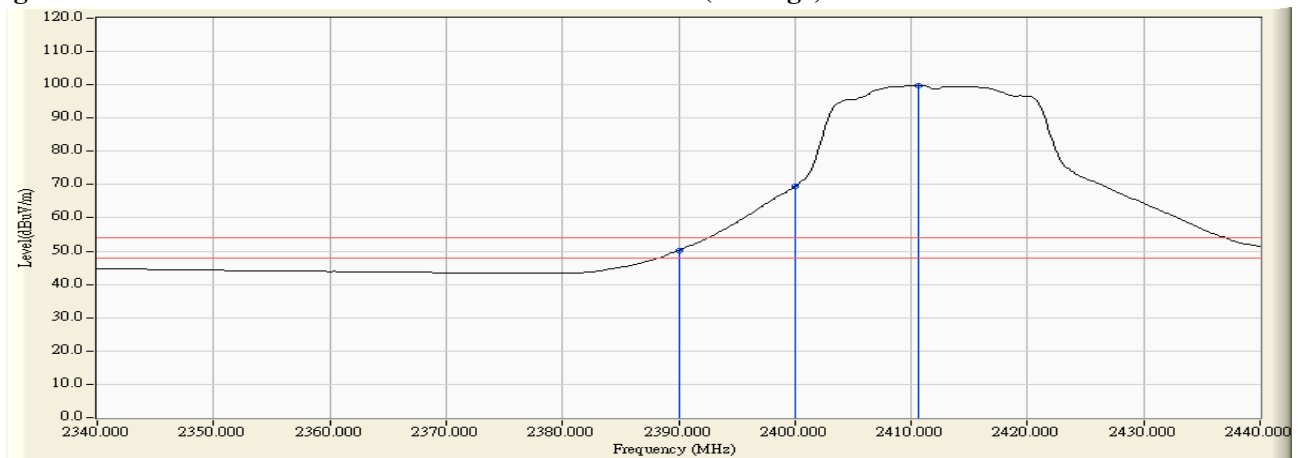


Figure Channel 01:

Vertical (Average)



Note:

1. All readings above 1GHz are performed with peak and/or average measurements as necessary.
2. Peak measurements: RBW = 1MHz, VBW = 3 MHz, Sweep: Auto.
3. Average measurements: RBW = 1MHz, VBW = 10 Hz, Sweep: Auto.
4. “ * ”, means this data is the worst emission level.
5. Measurement Level = Reading Level + Correct Factor.
6. The average measurement was not performed when the peak measured data under the limit of average detection.

Product : Intel® Dual Band Wireless-AC 8260
 Test Item : Band Edge
 Test Site : No.3 OATS
 Test Mode : Mode 3 MIMO: Transmit - 802.11n-20BW_14.4Mbps(2.4G Band)

RF Radiated Measurement (Horizontal):

Channel No.	Frequency (MHz)	Correct Factor (dB)	Reading Level (dBuV)	Emission Level (dBuV/m)	Peak Limit (dBuV/m)	Average Limit (dBuV/m)	Result
10 (Peak)	2453.700	33.872	83.078	116.950	--	--	Pass
10 (Peak)	2483.500	33.951	34.622	68.572	74.00	54.00	Pass
10 (Average)	2458.500	33.883	68.881	102.765	--	--	Pass
10 (Average)	2483.500	33.951	19.167	53.117	74.00	54.00	Pass

Figure Channel 10: Horizontal (Peak)

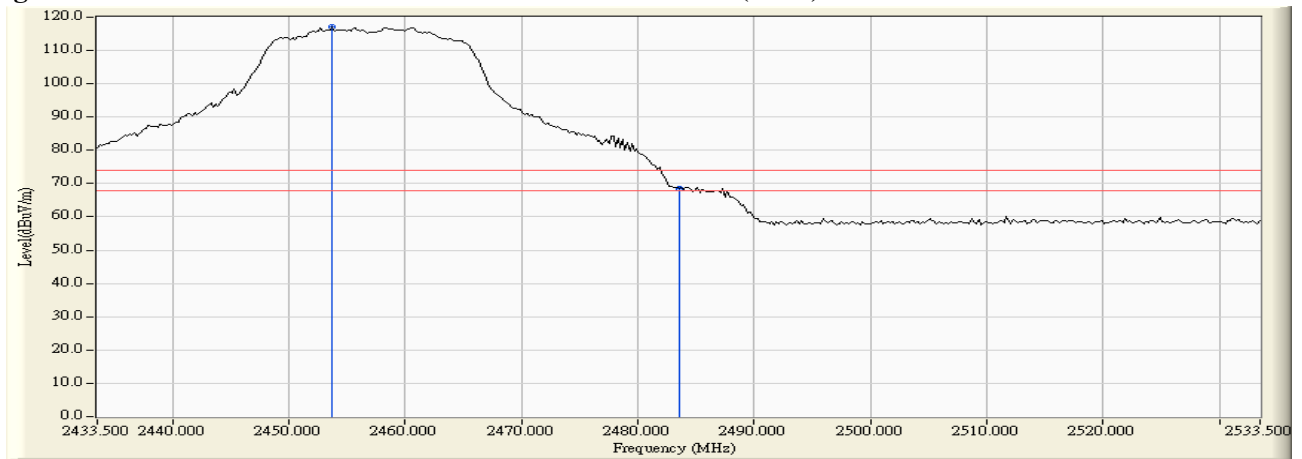
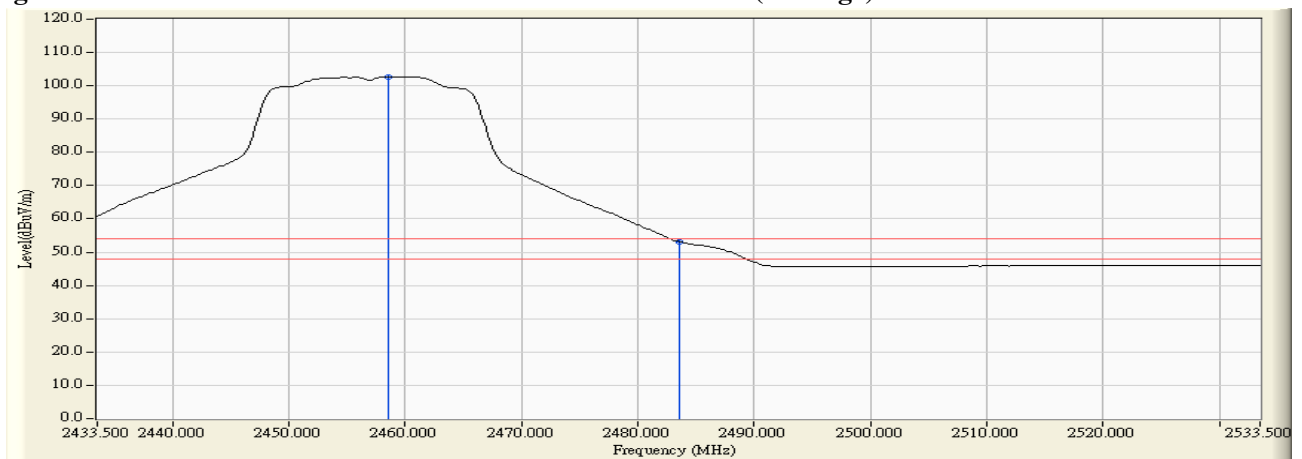


Figure Channel 10: Horizontal (Average)



Note:

1. All readings above 1GHz are performed with peak and/or average measurements as necessary.
2. Peak measurements: RBW = 1MHz, VBW = 3 MHz, Sweep: Auto.
3. Average measurements: RBW = 1MHz, VBW = 10 Hz, Sweep: Auto.
4. “ * ”, means this data is the worst emission level.
5. Measurement Level = Reading Level + Correct Factor.
6. The average measurement was not performed when the peak measured data under the limit of average detection.

Product : Intel® Dual Band Wireless-AC 8260
 Test Item : Band Edge
 Test Site : No.3 OATS
 Test Mode : Mode 3 MIMO: Transmit - 802.11n-20BW_14.4Mbps(2.4G Band)

RF Radiated Measurement (Vertical):

Channel No.	Frequency (MHz)	Correct Factor (dB)	Reading Level (dBuV)	Emission Level (dBuV/m)	Peak Limit (dBuV/m)	Average Limit (dBuV/m)	Result
10 (Peak)	2454.900	32.446	81.928	114.374	--	--	Pass
10 (Peak)	2483.500	32.586	32.378	64.963	74.00	54.00	Pass
10 (Peak)	2485.900	32.596	33.719	66.316	74.00	54.00	Pass
10 (Average)	2458.500	32.463	68.169	100.633	--	--	Pass
10 (Average)	2483.500	32.586	18.458	51.043	74.00	54.00	Pass

Figure Channel 10: Vertical (Peak)

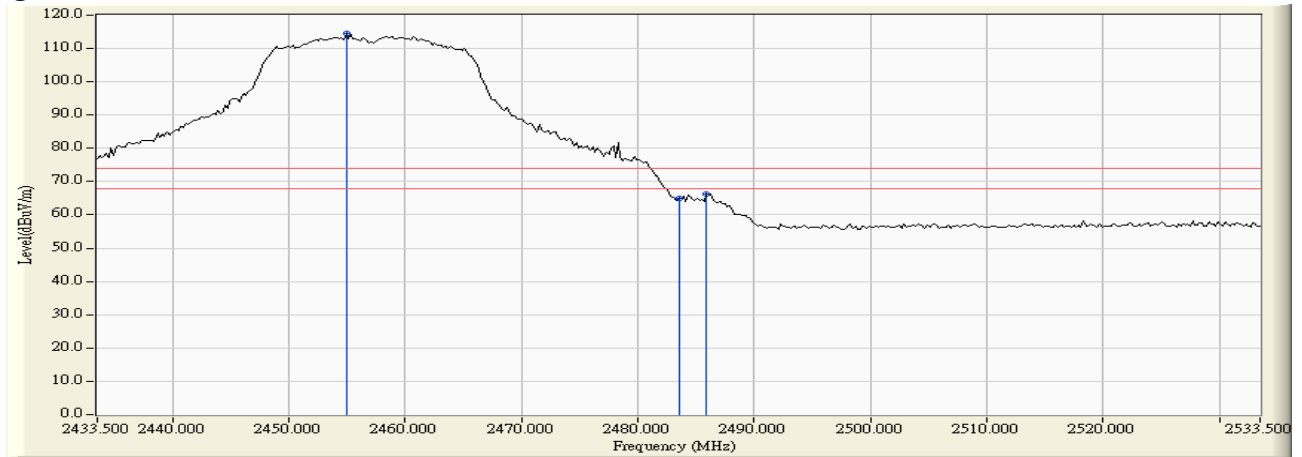
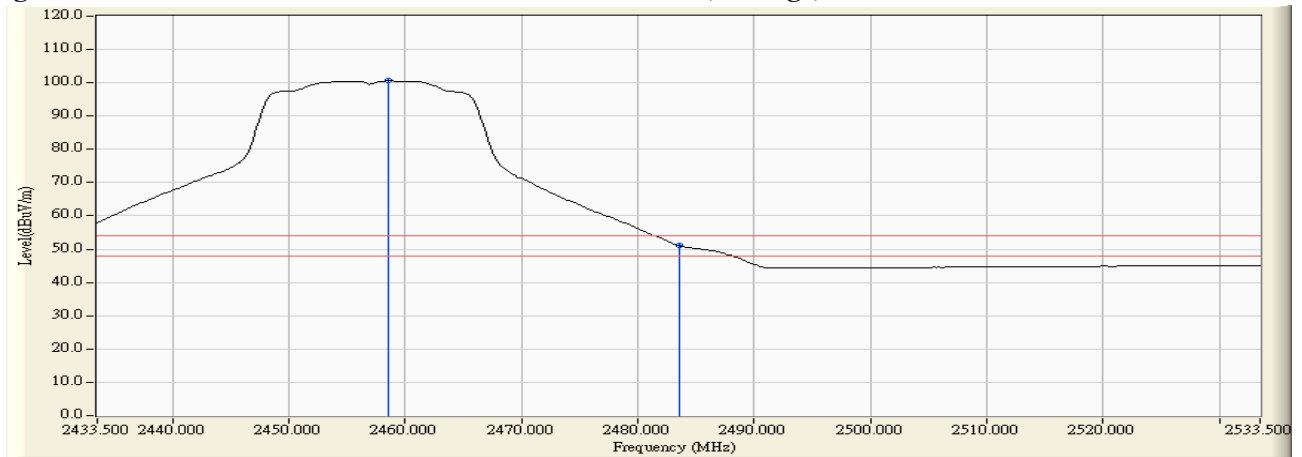


Figure Channel 10: Vertical (Average)



Note:

1. All readings above 1GHz are performed with peak and/or average measurements as necessary.
2. Peak measurements: RBW = 1MHz, VBW = 3 MHz, Sweep: Auto.
3. Average measurements: RBW = 1MHz, VBW = 10 Hz, Sweep: Auto.
4. “ * ”, means this data is the worst emission level.
5. Measurement Level = Reading Level + Correct Factor.
6. The average measurement was not performed when the peak measured data under the limit of average detection.

Product : Intel® Dual Band Wireless-AC 8260
 Test Item : Band Edge
 Test Site : No.3 OATS
 Test Mode : Mode 3 MIMO: Transmit - 802.11n-20BW_14.4Mbps(2.4G Band)

RF Radiated Measurement (Horizontal):

Channel No.	Frequency (MHz)	Correct Factor (dB)	Reading Level (dBuV)	Emission Level (dBuV/m)	Peak Limit (dBuV/m)	Average Limit (dBuV/m)	Result
11 (Peak)	2459.500	33.886	80.947	114.833	--	--	Pass
11 (Peak)	2483.500	33.951	37.480	71.430	74.00	54.00	Pass
11 (Average)	2458.300	33.883	67.169	101.052	--	--	Pass
11 (Average)	2483.500	33.951	18.970	52.920	74.00	54.00	Pass

Figure Channel 11: Horizontal (Peak)

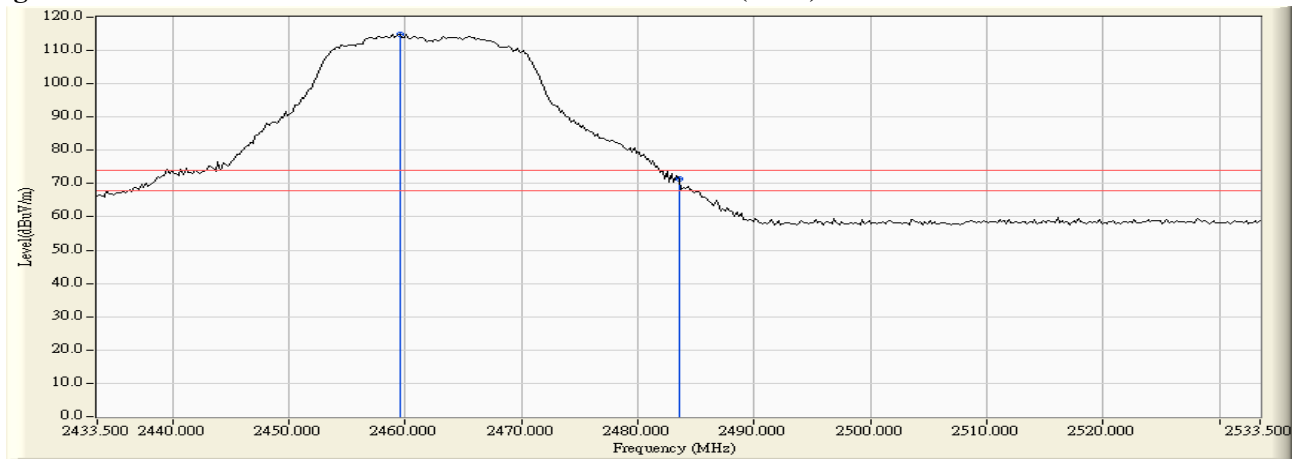
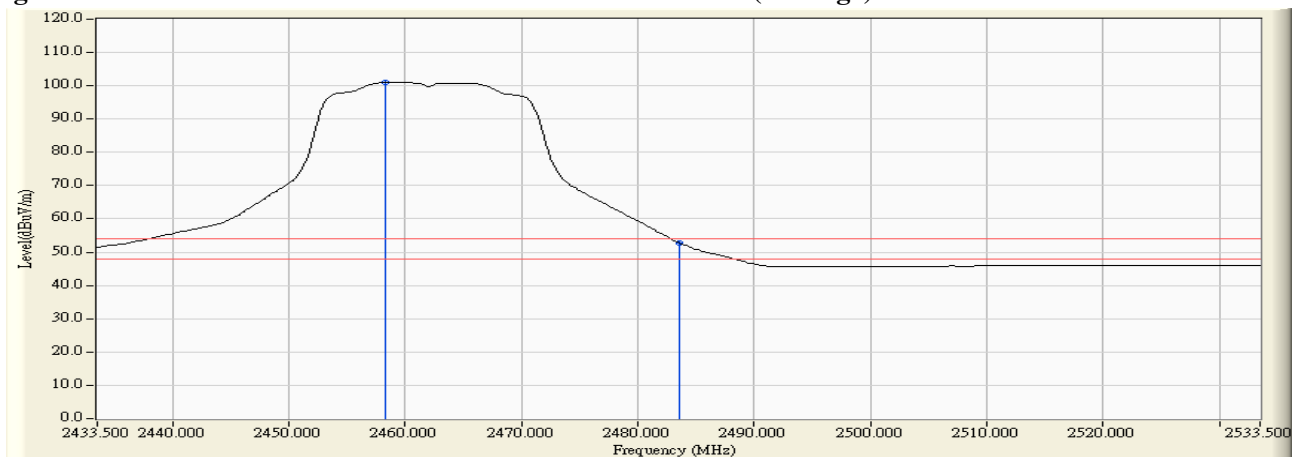


Figure Channel 11: Horizontal (Average)



Note:

1. All readings above 1GHz are performed with peak and/or average measurements as necessary.
2. Peak measurements: RBW = 1MHz, VBW = 3 MHz, Sweep: Auto.
3. Average measurements: RBW = 1MHz, VBW = 10 Hz, Sweep: Auto.
4. “ * ”, means this data is the worst emission level.
5. Measurement Level = Reading Level + Correct Factor.
6. The average measurement was not performed when the peak measured data under the limit of average detection.

Product : Intel® Dual Band Wireless-AC 8260
 Test Item : Band Edge
 Test Site : No.3 OATS
 Test Mode : Mode 3 MIMO: Transmit - 802.11n-20BW_14.4Mbps(2.4G Band)

RF Radiated Measurement (Vertical):

Channel No.	Frequency (MHz)	Correct Factor (dB)	Reading Level (dBuV)	Emission Level (dBuV/m)	Peak Limit (dBuV/m)	Average Limit (dBuV/m)	Result
11 (Peak)	2460.100	32.471	79.382	111.853	--	--	Pass
11 (Peak)	2483.500	32.586	33.310	65.895	74.00	54.00	Pass
11 (Average)	2459.700	32.469	66.278	98.747	--	--	Pass
11 (Average)	2483.500	32.586	18.245	50.830	74.00	54.00	Pass

Figure Channel 11: Vertical (Peak)

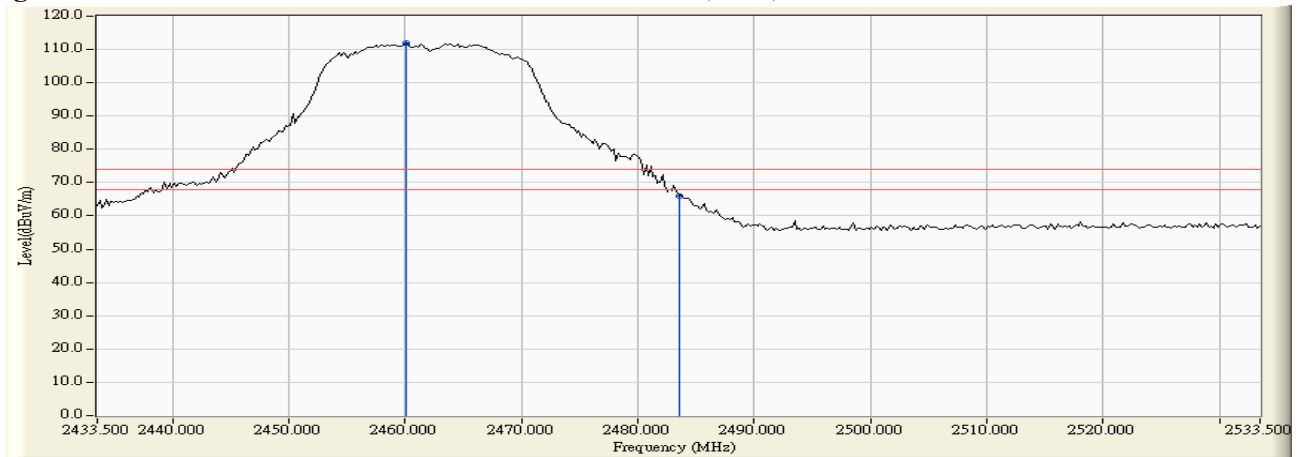
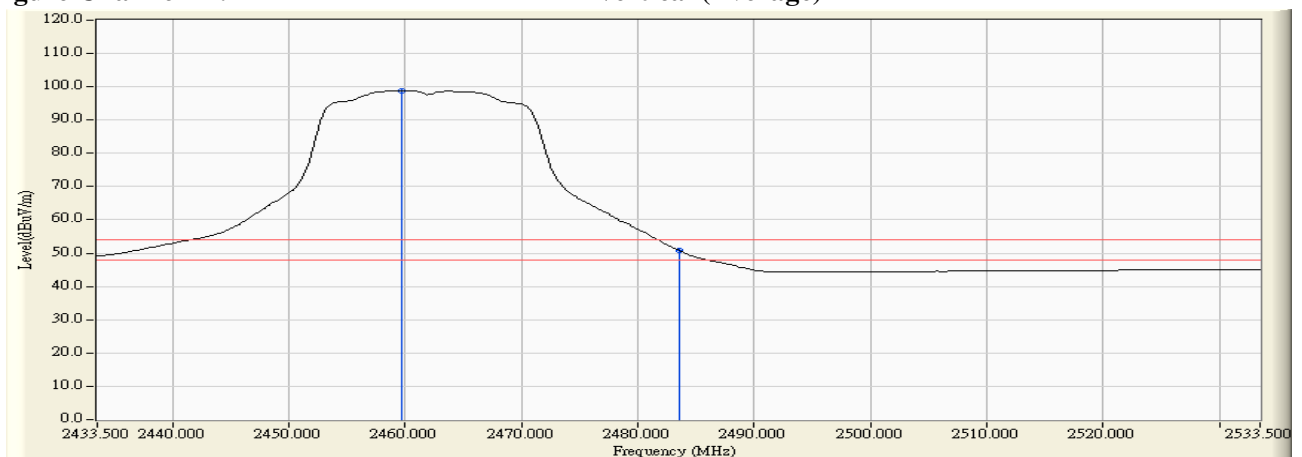


Figure Channel 11: Vertical (Average)



Note:

1. All readings above 1GHz are performed with peak and/or average measurements as necessary.
2. Peak measurements: RBW = 1MHz, VBW = 3 MHz, Sweep: Auto.
3. Average measurements: RBW = 1MHz, VBW = 10 Hz, Sweep: Auto.
4. “ * ”, means this data is the worst emission level.
5. Measurement Level = Reading Level + Correct Factor.
6. The average measurement was not performed when the peak measured data under the limit of average detection.

Product : Intel® Dual Band Wireless-AC 8260
 Test Item : Band Edge
 Test Site : No.3 OATS
 Test Mode : Mode 3 MIMO: Transmit - 802.11n-20BW_14.4Mbps(2.4G Band)

RF Radiated Measurement (Horizontal):

Channel No.	Frequency (MHz)	Correct Factor (dB)	Reading Level (dBuV)	Emission Level (dBuV/m)	Peak Limit (dBuV/m)	Average Limit (dBuV/m)	Result
12 (Peak)	2468.300	33.909	76.107	110.016	--	--	Pass
12 (Peak)	2483.500	33.951	35.633	69.583	74.00	54.00	Pass
12 (Peak)	2484.100	33.951	38.528	72.479	74.00	54.00	Pass
12 (Average)	2463.300	33.895	63.116	97.012	--	--	Pass
12 (Average)	2483.500	33.951	19.020	52.970	74.00	54.00	Pass

Figure Channel 12: Horizontal (Peak)

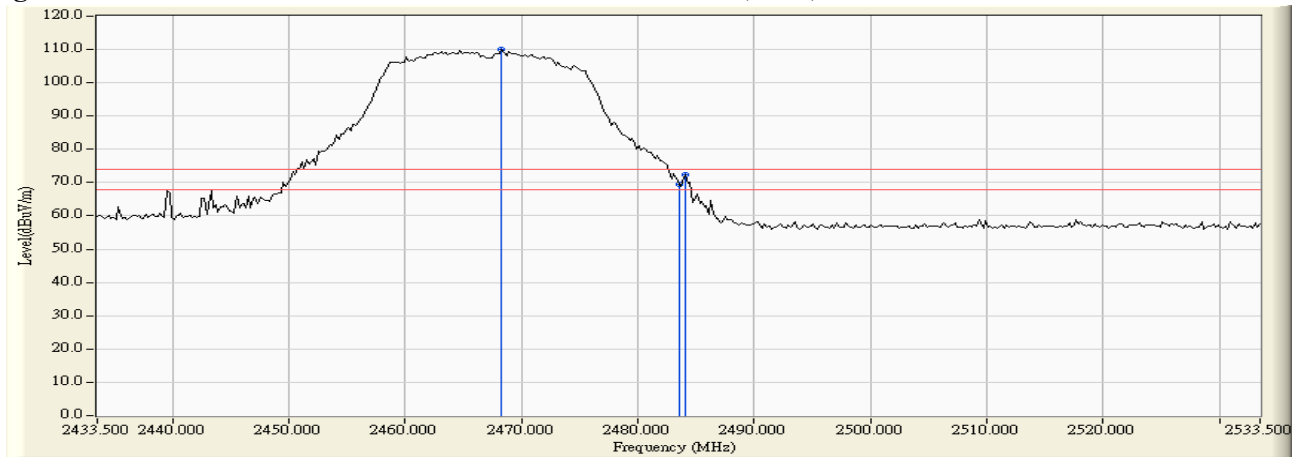
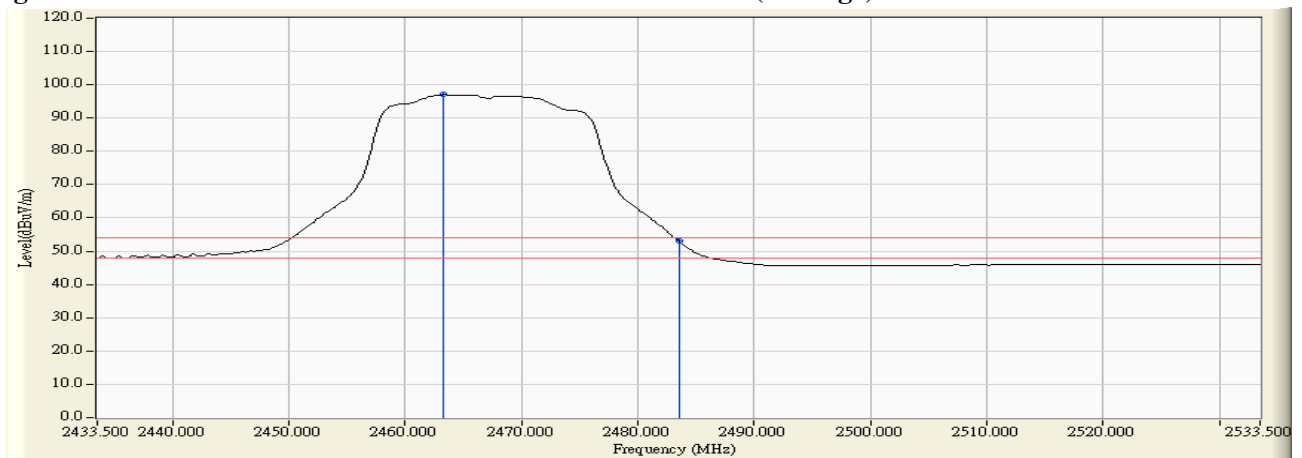


Figure Channel 12: Horizontal (Average)



Note:

1. All readings above 1GHz are performed with peak and/or average measurements as necessary.
2. Peak measurements: RBW = 1MHz, VBW = 3 MHz, Sweep: Auto.
3. Average measurements: RBW = 1MHz, VBW = 10 Hz, Sweep: Auto.
4. “ * ”, means this data is the worst emission level.
5. Measurement Level = Reading Level + Correct Factor.
6. The average measurement was not performed when the peak measured data under the limit of average detection.

Product : Intel® Dual Band Wireless-AC 8260
 Test Item : Band Edge
 Test Site : No.3 OATS
 Test Mode : Mode 3 MIMO: Transmit - 802.11n-20BW_14.4Mbps(2.4G Band)

RF Radiated Measurement (Vertical):

Channel No.	Frequency (MHz)	Correct Factor (dB)	Reading Level (dBuV)	Emission Level (dBuV/m)	Peak Limit (dBuV/m)	Average Limit (dBuV/m)	Result
12 (Peak)	2462.700	32.484	75.183	107.667	--	--	Pass
12 (Peak)	2483.500	32.586	39.530	72.115	74.00	54.00	Pass
12 (Average)	2465.100	32.495	62.057	94.552	--	--	Pass
12 (Average)	2483.500	32.586	18.316	50.901	74.00	54.00	Pass

Figure Channel 12: Vertical (Peak)

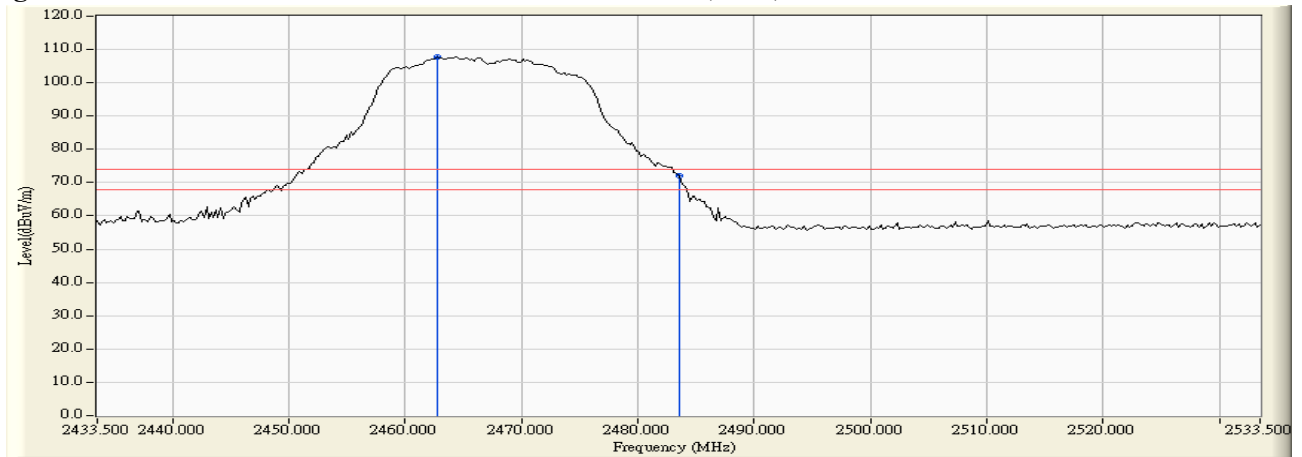
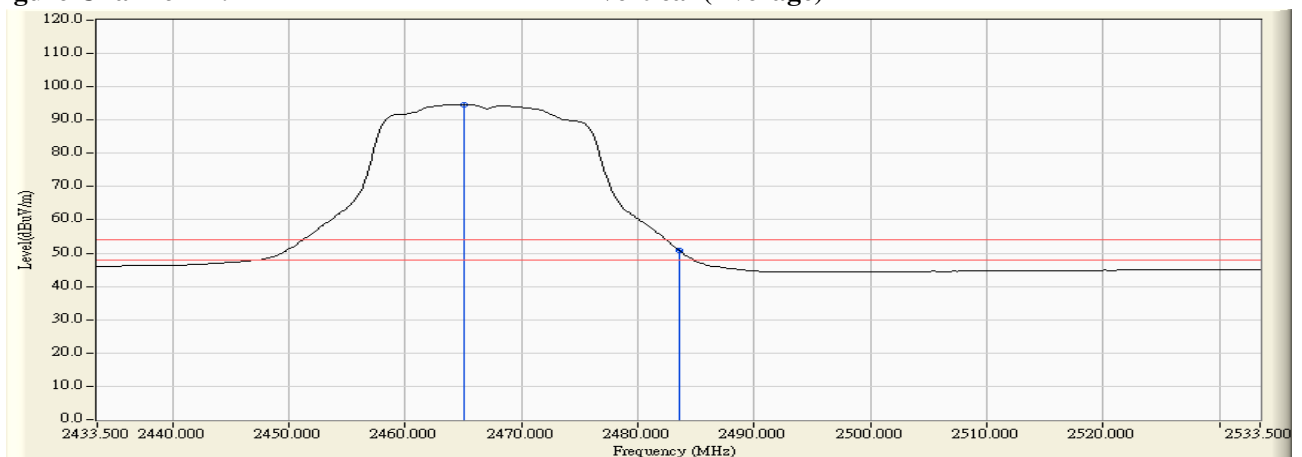


Figure Channel 12: Vertical (Average)



Note:

1. All readings above 1GHz are performed with peak and/or average measurements as necessary.
2. Peak measurements: RBW = 1MHz, VBW = 3 MHz, Sweep: Auto.
3. Average measurements: RBW = 1MHz, VBW = 10 Hz, Sweep: Auto.
4. “ * ”, means this data is the worst emission level.
5. Measurement Level = Reading Level + Correct Factor.
6. The average measurement was not performed when the peak measured data under the limit of average detection.

Product : Intel® Dual Band Wireless-AC 8260
 Test Item : Band Edge
 Test Site : No.3 OATS
 Test Mode : Mode 3 MIMO: Transmit - 802.11n-40BW_30Mbps(2.4G Band)

RF Radiated Measurement (Horizontal):

Channel No.	Frequency (MHz)	Correct Factor (dB)	Reading Level (dBuV)	Emission Level (dBuV/m)	Peak Limit (dBuV/m)	Average Limit (dBuV/m)	Result
03 (Peak)	2390.000	33.739	33.514	67.253	74.00	54.00	Pass
03 (Peak)	2400.000	33.752	49.967	83.718	74.00	54.00	Pass
03 (Peak)	2431.800	33.818	77.749	111.568	--	--	Pass
03 (Average)	2390.000	33.739	19.073	52.812	74.00	54.00	Pass
03 (Average)	2400.000	33.752	35.245	68.996	74.00	54.00	Pass
03 (Average)	2433.400	33.823	62.784	96.606	--	--	Pass

Figure Channel 03:

Horizontal (Peak)

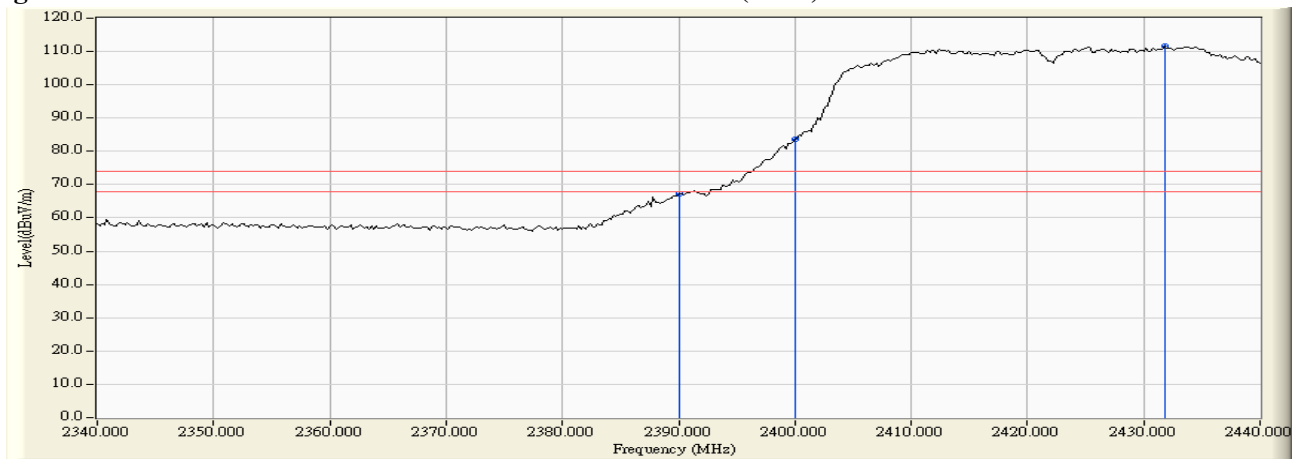
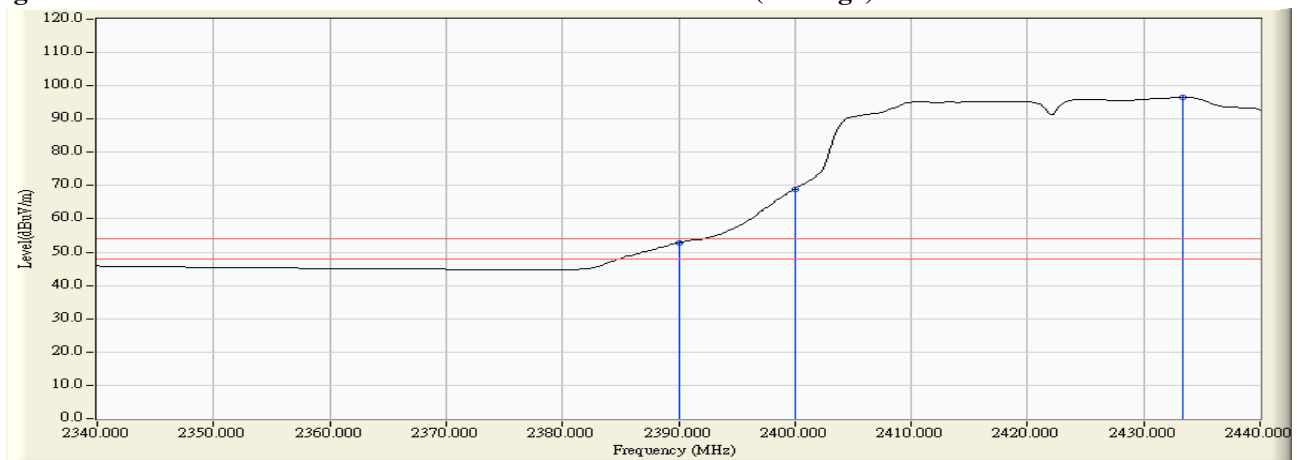


Figure Channel 03:

Horizontal (Average)



Note:

1. All readings above 1GHz are performed with peak and/or average measurements as necessary.
2. Peak measurements: RBW = 1MHz, VBW = 3 MHz, Sweep: Auto.
3. Average measurements: RBW = 1MHz, VBW = 10 Hz, Sweep: Auto.
4. “ * ”, means this data is the worst emission level.
5. Measurement Level = Reading Level + Correct Factor.
6. The average measurement was not performed when the peak measured data under the limit of average detection.

Product : Intel® Dual Band Wireless-AC 8260
 Test Item : Band Edge
 Test Site : No.3 OATS
 Test Mode : Mode 3 MIMO: Transmit - 802.11n-40BW_30Mbps(2.4G Band)

RF Radiated Measurement (Vertical):

Channel No.	Frequency (MHz)	Correct Factor (dB)	Reading Level (dBuV)	Emission Level (dBuV/m)	Peak Limit (dBuV/m)	Average Limit (dBuV/m)	Result
03 (Peak)	2390.000	32.267	32.428	64.695	74.00	54.00	Pass
03 (Peak)	2400.000	32.241	48.851	81.092	74.00	54.00	Pass
03 (Peak)	2434.000	32.348	76.473	108.821	--	--	Pass
03 (Average)	2390.000	32.267	18.181	50.448	74.00	54.00	Pass
03 (Average)	2400.000	32.241	33.929	66.170	74.00	54.00	Pass
03 (Average)	2433.400	32.346	61.477	93.822	--	--	Pass

Figure Channel 03:

Vertical (Peak)

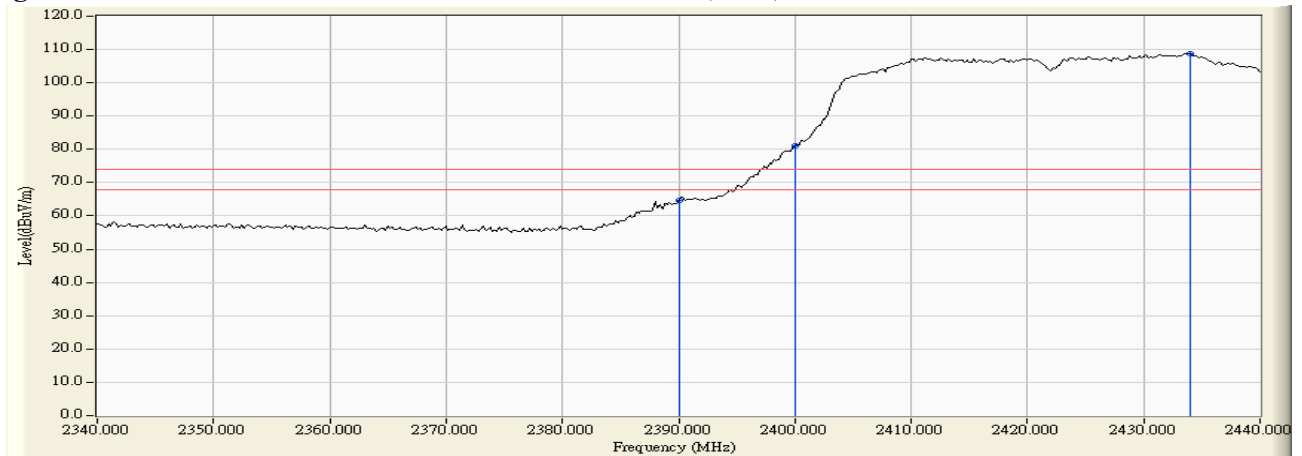
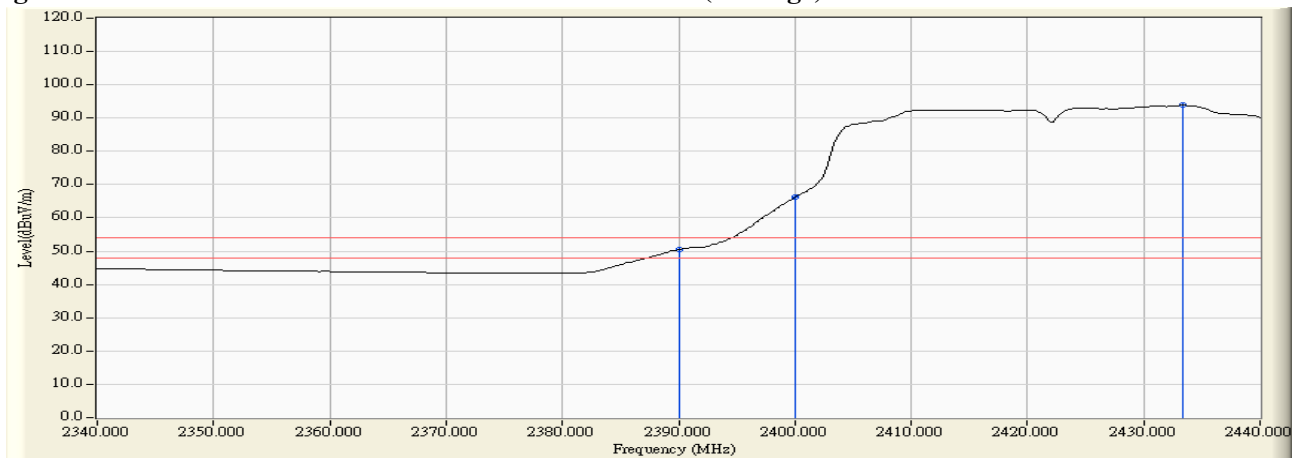


Figure Channel 03:

Vertical (Average)



Note:

1. All readings above 1GHz are performed with peak and/or average measurements as necessary.
2. Peak measurements: RBW = 1MHz, VBW = 3 MHz, Sweep: Auto.
3. Average measurements: RBW = 1MHz, VBW = 10 Hz, Sweep: Auto.
4. “ * ”, means this data is the worst emission level.
5. Measurement Level = Reading Level + Correct Factor.
6. The average measurement was not performed when the peak measured data under the limit of average detection.

Product : Intel® Dual Band Wireless-AC 8260
 Test Item : Band Edge
 Test Site : No.3 OATS
 Test Mode : Mode 3 MIMO: Transmit - 802.11n-40BW_30Mbps(2.4G Band)

RF Radiated Measurement (Horizontal):

Channel No.	Frequency (MHz)	Correct Factor (dB)	Reading Level (dBuV)	Emission Level (dBuV/m)	Peak Limit (dBuV/m)	Average Limit (dBuV/m)	Result
04 (Peak)	2390.000	33.739	32.310	66.049	74.00	54.00	Pass
04 (Peak)	2400.000	33.752	39.890	73.641	74.00	54.00	Pass
04 (Peak)	2434.000	33.824	78.217	112.041	--	--	Pass
04 (Average)	2390.000	33.739	19.218	52.957	74.00	54.00	Pass
04 (Average)	2400.000	33.752	25.401	59.152	74.00	54.00	Pass
04 (Average)	2436.000	33.828	63.120	96.948	--	--	Pass

Figure Channel 04: Horizontal (Peak)

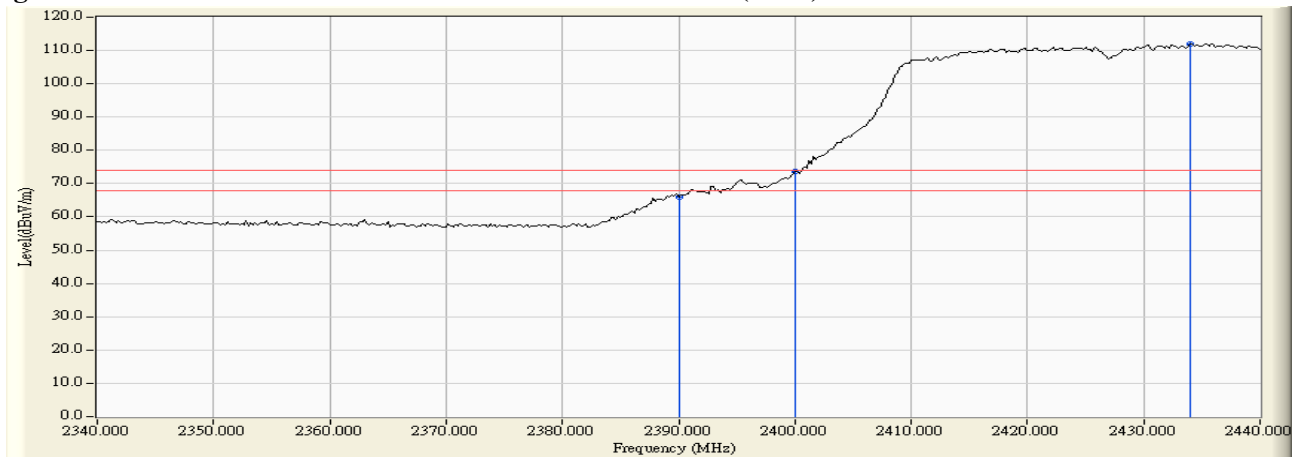
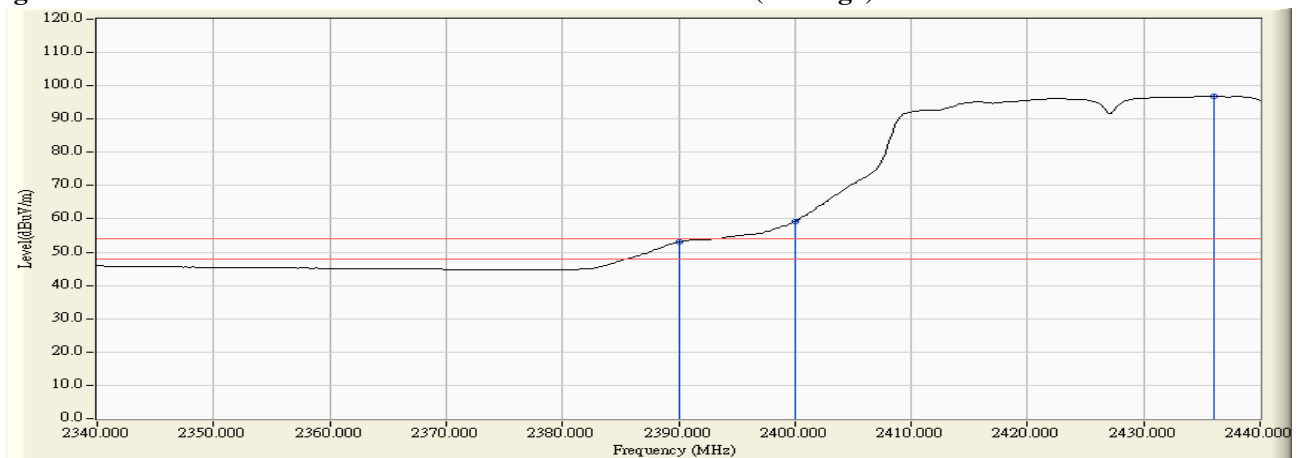


Figure Channel 04: Horizontal (Average)



Note:

1. All readings above 1GHz are performed with peak and/or average measurements as necessary.
2. Peak measurements: RBW = 1MHz, VBW = 3 MHz, Sweep: Auto.
3. Average measurements: RBW = 1MHz, VBW = 10 Hz, Sweep: Auto.
4. “ * ”, means this data is the worst emission level.
5. Measurement Level = Reading Level + Correct Factor.
6. The average measurement was not performed when the peak measured data under the limit of average detection.

Product : Intel® Dual Band Wireless-AC 8260
 Test Item : Band Edge
 Test Site : No.3 OATS
 Test Mode : Mode 3 MIMO: Transmit - 802.11n-40BW_30Mbps(2.4G Band)

RF Radiated Measurement (Vertical):

Channel No.	Frequency (MHz)	Correct Factor (dB)	Reading Level (dBuV)	Emission Level (dBuV/m)	Peak Limit (dBuV/m)	Average Limit (dBuV/m)	Result
04 (Peak)	2390.000	32.267	30.288	62.555	74.00	54.00	Pass
04 (Peak)	2400.000	32.241	37.557	69.798	74.00	54.00	Pass
04 (Peak)	2435.000	32.353	77.212	109.565	--	--	Pass
04 (Average)	2390.000	32.267	17.684	49.951	74.00	54.00	Pass
04 (Average)	2400.000	32.241	24.055	56.296	74.00	54.00	Pass
04 (Average)	2435.800	32.357	62.358	94.714	--	--	Pass

Figure Channel 04:

Vertical (Peak)

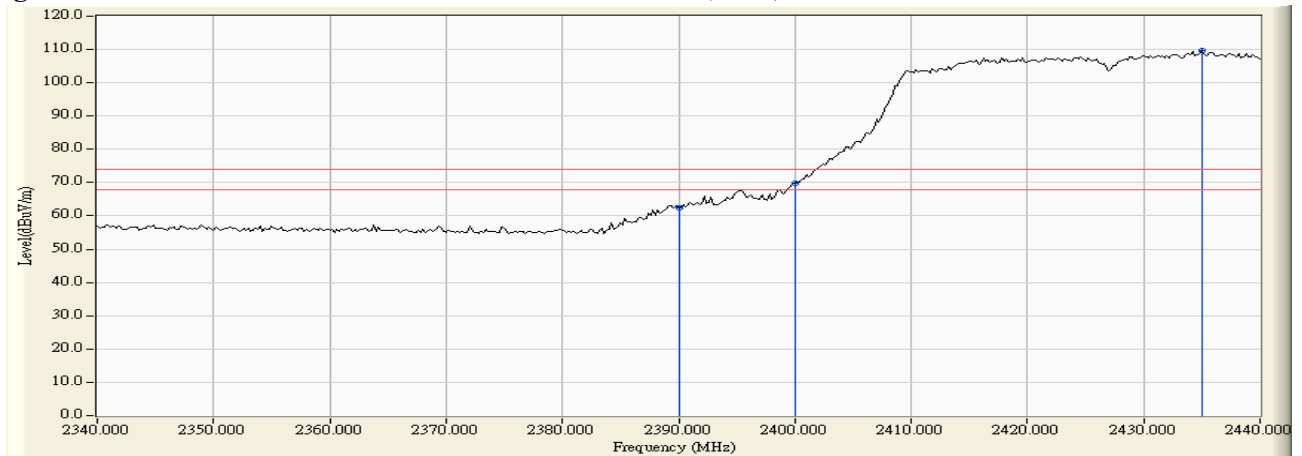
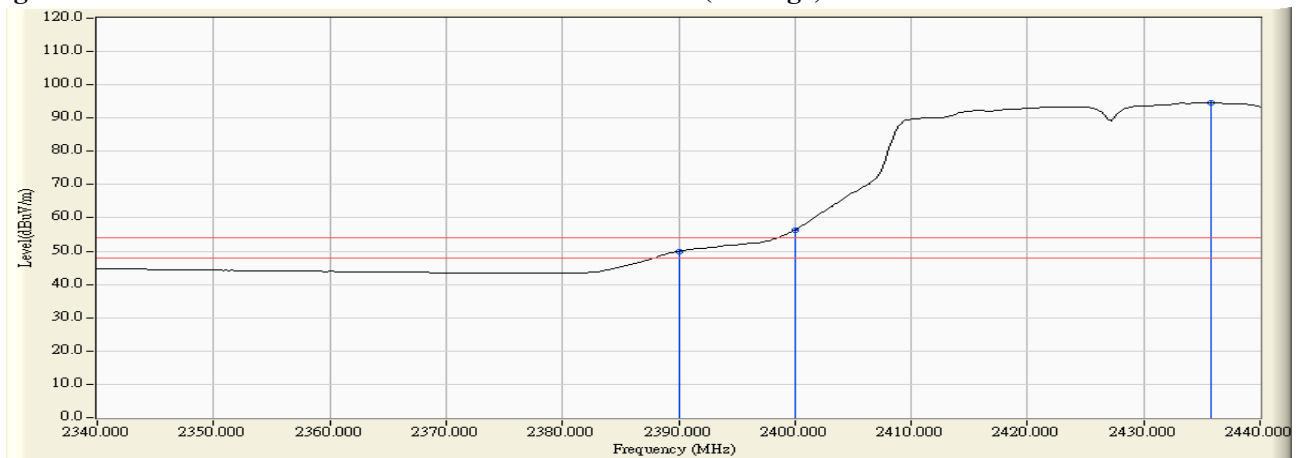


Figure Channel 04:

Vertical (Average)



Note:

1. All readings above 1GHz are performed with peak and/or average measurements as necessary.
2. Peak measurements: RBW = 1MHz, VBW = 3 MHz, Sweep: Auto.
3. Average measurements: RBW = 1MHz, VBW = 10 Hz, Sweep: Auto.
4. “ * ”, means this data is the worst emission level.
5. Measurement Level = Reading Level + Correct Factor.
6. The average measurement was not performed when the peak measured data under the limit of average detection.

Product : Intel® Dual Band Wireless-AC 8260
 Test Item : Band Edge
 Test Site : No.3 OATS
 Test Mode : Mode 3 MIMO: Transmit - 802.11n-40BW_30Mbps(2.4G Band)

RF Radiated Measurement (Horizontal):

Channel No.	Frequency (MHz)	Correct Factor (dB)	Reading Level (dBuV)	Emission Level (dBuV/m)	Peak Limit (dBuV/m)	Average Limit (dBuV/m)	Result
09 (Peak)	2442.700	33.844	77.777	111.621	--	--	Pass
09 (Peak)	2483.500	33.951	32.173	66.123	74.00	54.00	Pass
09 (Average)	2445.500	33.851	62.401	96.252	--	--	Pass
09 (Average)	2483.500	33.951	19.118	53.068	74.00	54.00	Pass

Figure Channel 09: Horizontal (Peak)

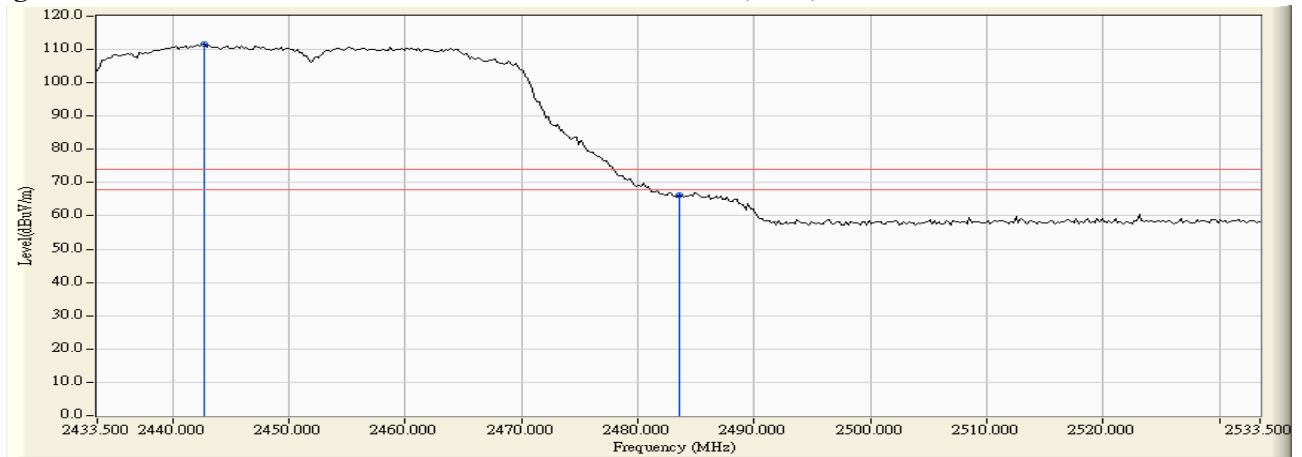
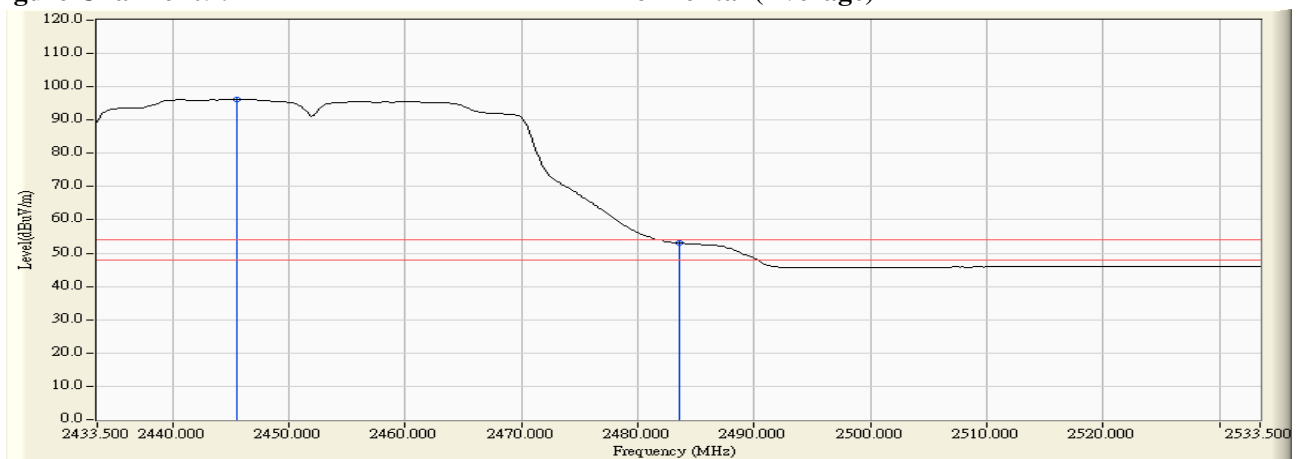


Figure Channel 09: Horizontal (Average)



Note:

1. All readings above 1GHz are performed with peak and/or average measurements as necessary.
2. Peak measurements: RBW = 1MHz, VBW = 3 MHz, Sweep: Auto.
3. Average measurements: RBW = 1MHz, VBW = 10 Hz, Sweep: Auto.
4. “ * ”, means this data is the worst emission level.
5. Measurement Level = Reading Level + Correct Factor.
6. The average measurement was not performed when the peak measured data under the limit of average detection.

Product : Intel® Dual Band Wireless-AC 8260
 Test Item : Band Edge
 Test Site : No.3 OATS
 Test Mode : Mode 3 MIMO: Transmit - 802.11n-40BW_30Mbps(2.4G Band)

RF Radiated Measurement (Vertical):

Channel No.	Frequency (MHz)	Correct Factor (dB)	Reading Level (dBuV)	Emission Level (dBuV/m)	Peak Limit (dBuV/m)	Average Limit (dBuV/m)	Result
09 (Peak)	2441.300	32.382	76.881	109.262	--	--	Pass
09 (Peak)	2483.500	32.586	30.777	63.362	74.00	54.00	Pass
09 (Peak)	2484.700	32.591	33.189	65.780	74.00	54.00	Pass
09 (Average)	2444.900	32.398	61.605	94.003	--	--	Pass
09 (Average)	2483.500	32.586	18.549	51.134	74.00	54.00	Pass

Figure Channel 09: Vertical (Peak)

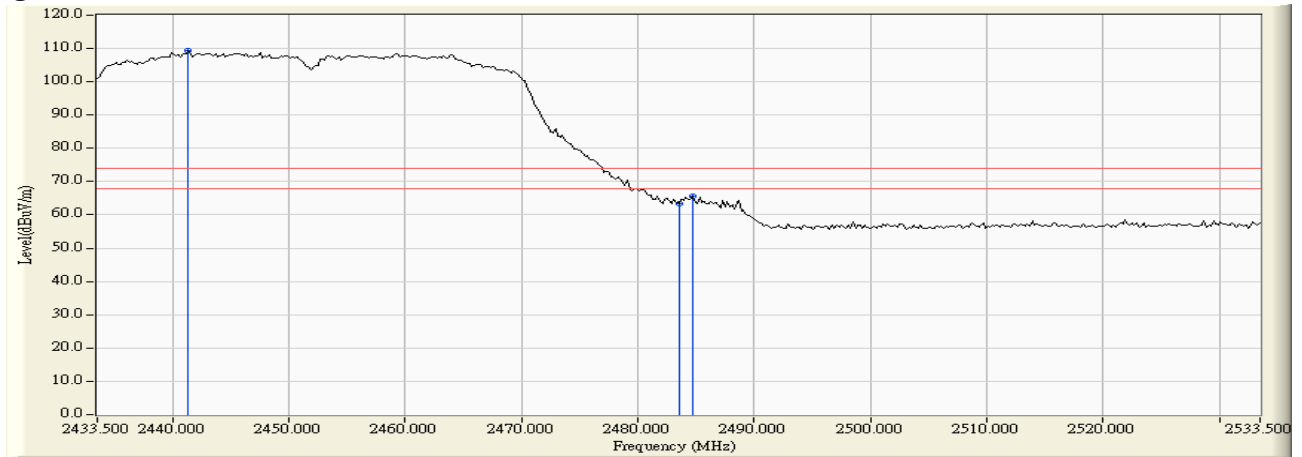
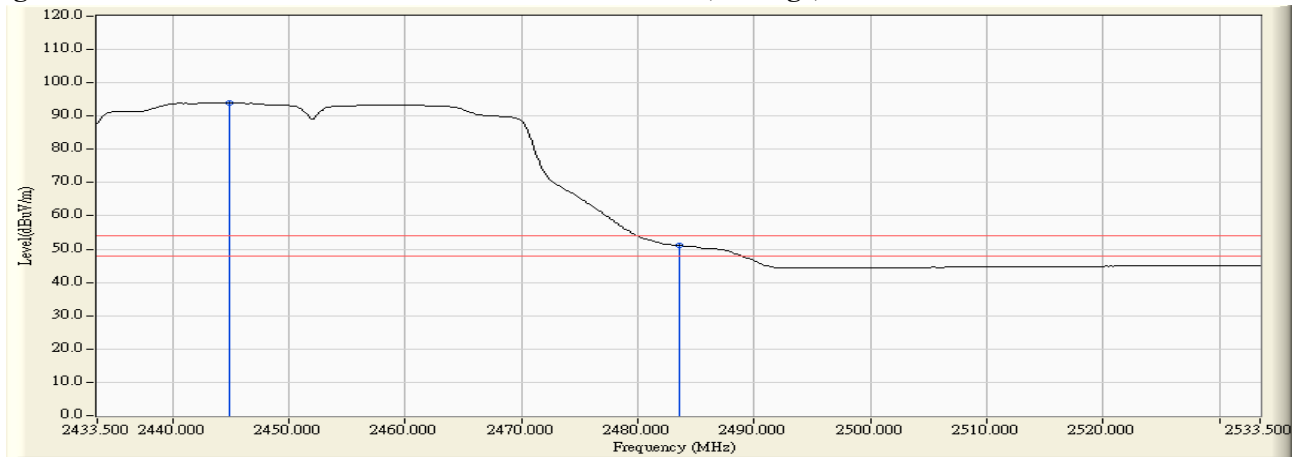


Figure Channel 09: Vertical (Average)



Note:

1. All readings above 1GHz are performed with peak and/or average measurements as necessary.
2. Peak measurements: RBW = 1MHz, VBW = 3 MHz, Sweep: Auto.
3. Average measurements: RBW = 1MHz, VBW = 10 Hz, Sweep: Auto.
4. “ * ”, means this data is the worst emission level.
5. Measurement Level = Reading Level + Correct Factor.
6. The average measurement was not performed when the peak measured data under the limit of average detection.

Product : Intel® Dual Band Wireless-AC 8260
 Test Item : Band Edge
 Test Site : No.3 OATS
 Test Mode : Mode 3 MIMO: Transmit - 802.11n-40BW_30Mbps(2.4G Band)

RF Radiated Measurement (Horizontal):

Channel No.	Frequency (MHz)	Correct Factor (dB)	Reading Level (dBuV)	Emission Level (dBuV/m)	Peak Limit (dBuV/m)	Average Limit (dBuV/m)	Result
10 (Peak)	2447.300	33.856	72.449	106.304	--	--	Pass
10 (Peak)	2483.500	33.951	31.700	65.650	74.00	54.00	Pass
10 (Average)	2445.700	33.852	57.863	91.714	--	--	Pass
10 (Average)	2483.500	33.951	18.929	52.879	74.00	54.00	Pass

Figure Channel 10: Horizontal (Peak)

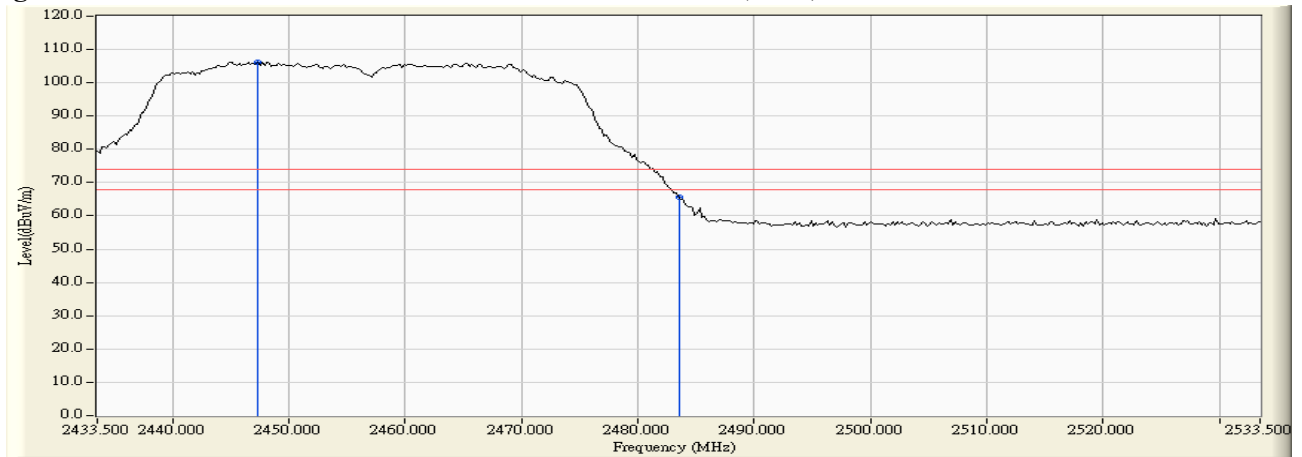
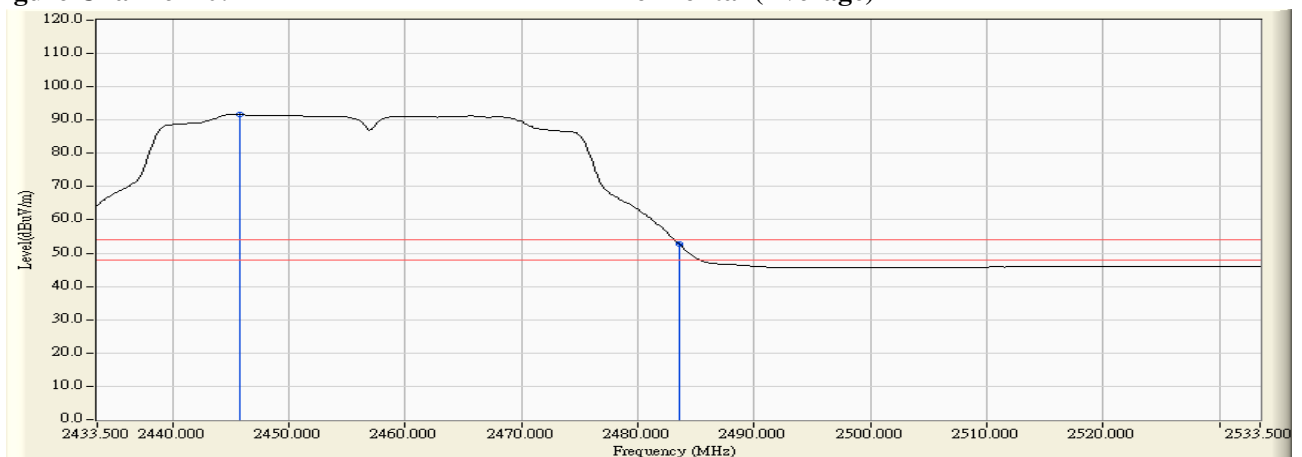


Figure Channel 10: Horizontal (Average)



Note:

1. All readings above 1GHz are performed with peak and/or average measurements as necessary.
2. Peak measurements: RBW = 1MHz, VBW = 3 MHz, Sweep: Auto.
3. Average measurements: RBW = 1MHz, VBW = 10 Hz, Sweep: Auto.
4. “ * ”, means this data is the worst emission level.
5. Measurement Level = Reading Level + Correct Factor.
6. The average measurement was not performed when the peak measured data under the limit of average detection.

Product : Intel® Dual Band Wireless-AC 8260
 Test Item : Band Edge
 Test Site : No.3 OATS
 Test Mode : Mode 3 MIMO: Transmit - 802.11n-40BW_30Mbps(2.4G Band)

RF Radiated Measurement (Vertical):

Channel No.	Frequency (MHz)	Correct Factor (dB)	Reading Level (dBuV)	Emission Level (dBuV/m)	Peak Limit (dBuV/m)	Average Limit (dBuV/m)	Result
10 (Peak)	2460.100	32.471	70.917	103.388	--	--	Pass
10 (Peak)	2483.500	32.586	31.463	64.048	74.00	54.00	Pass
10 (Average)	2448.300	32.414	56.822	89.236	--	--	Pass
10 (Average)	2483.500	32.586	18.136	50.721	74.00	54.00	Pass

Figure Channel 10: Vertical (Peak)

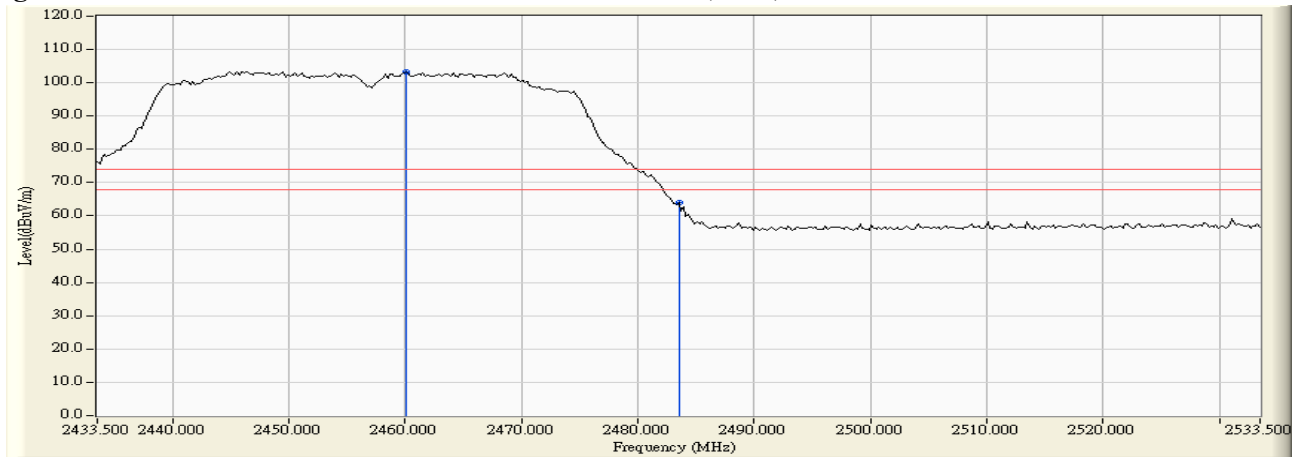
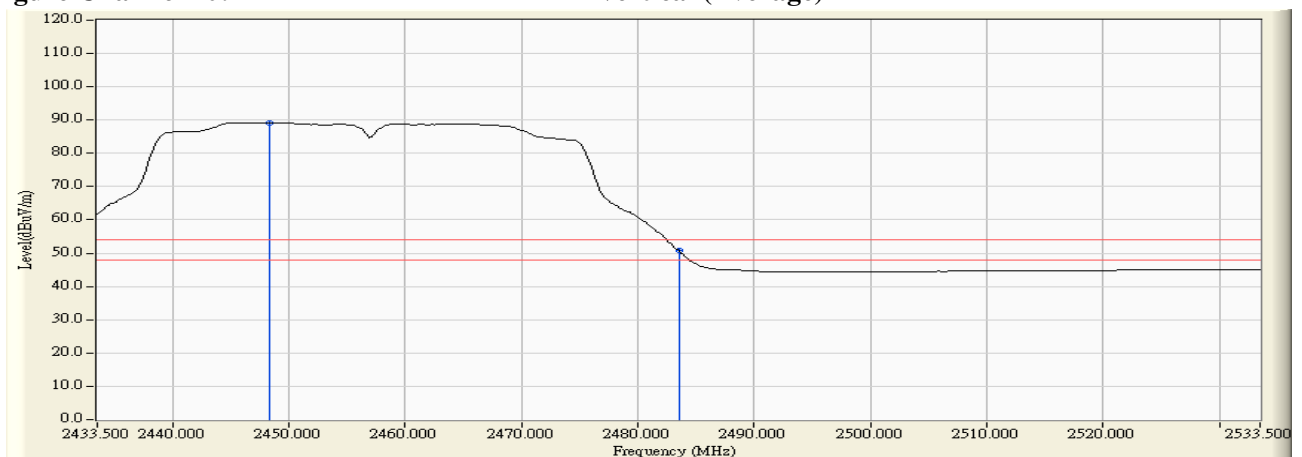


Figure Channel 10: Vertical (Average)

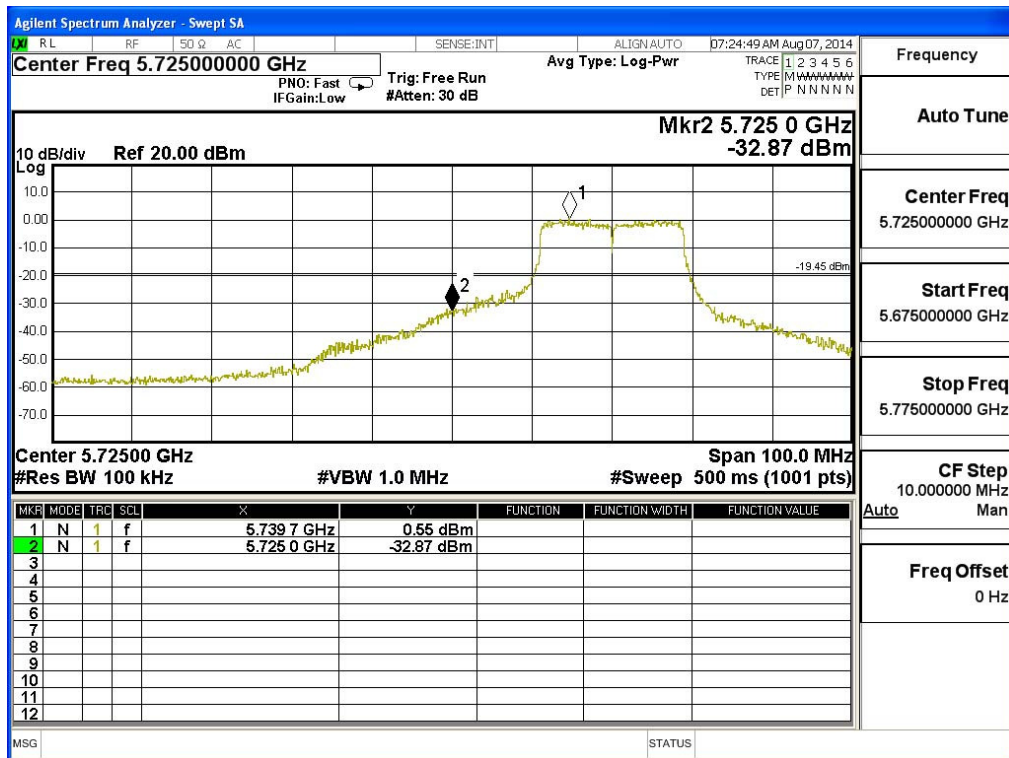


Note:

1. All readings above 1GHz are performed with peak and/or average measurements as necessary.
2. Peak measurements: RBW = 1MHz, VBW = 3 MHz, Sweep: Auto.
3. Average measurements: RBW = 1MHz, VBW = 10 Hz, Sweep: Auto.
4. “ * ”, means this data is the worst emission level.
5. Measurement Level = Reading Level + Correct Factor.
6. The average measurement was not performed when the peak measured data under the limit of average detection.

Product : Intel® Dual Band Wireless-AC 8260
 Test Item : Band Edge
 Test Site : No.3 OATS
 Test Mode : Mode 3 MIMO: Transmit - 802.11n-20BW_14.4Mbps(5G Band)

Test Frequency (MHz)	Measurement Level Δ (dB)	Limit Δ (dB)	Result
5745	33.42	>20	PASS



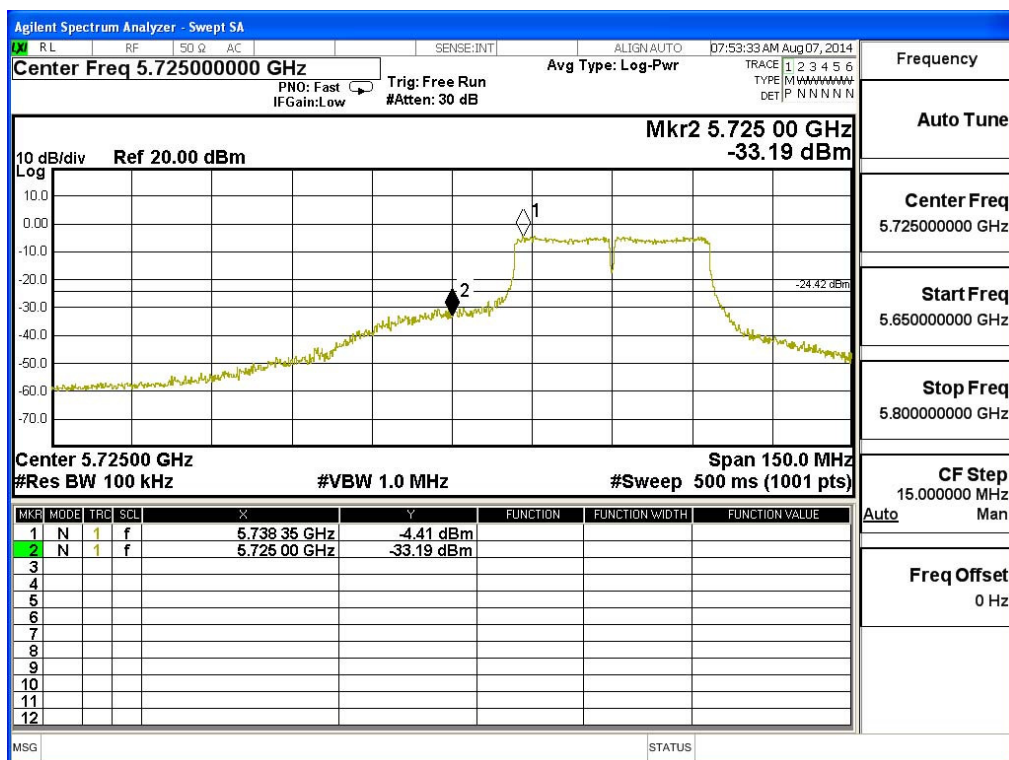
Product : Intel® Dual Band Wireless-AC 8260
 Test Item : Band Edge
 Test Site : No.3 OATS
 Test Mode : Mode 3 MIMO: Transmit - 802.11n-20BW_14.4Mbps(5G Band)

Test Frequency (MHz)	Measurement Level Δ (dB)	Limit Δ (dB)	Result
5825	40.63	>20	PASS



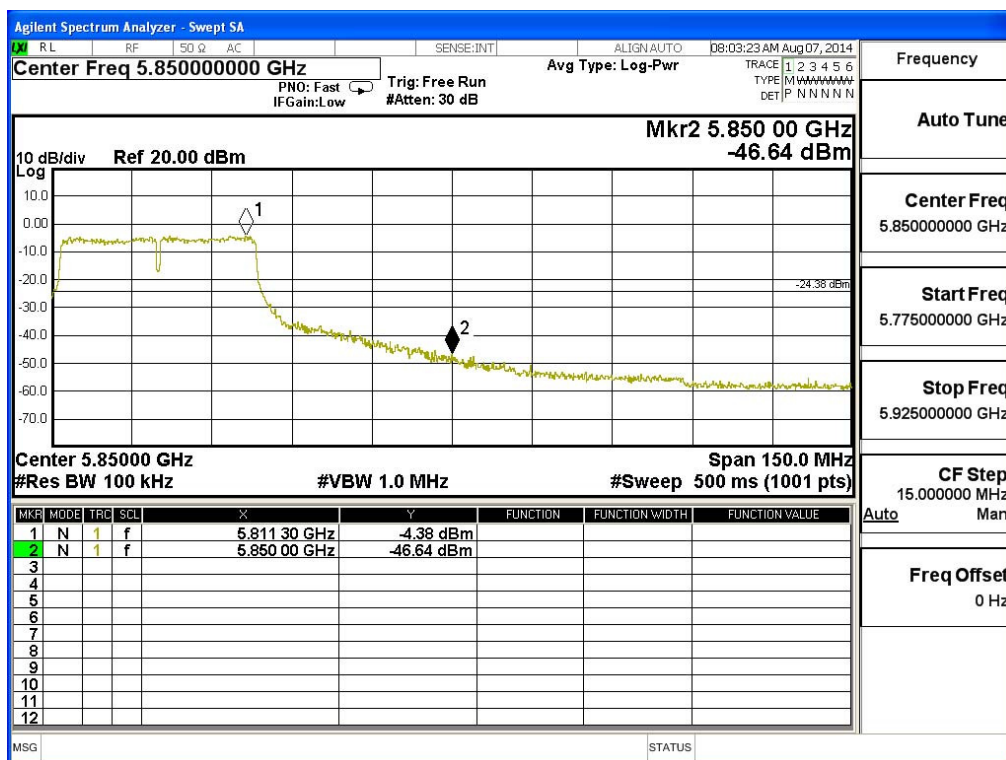
Product : Intel® Dual Band Wireless-AC 8260
 Test Item : Band Edge
 Test Site : No.3 OATS
 Test Mode : Mode 3 MIMO: Transmit - 802.11n-40BW_30Mbps(5G Band)

Test Frequency (MHz)	Measurement Level Δ (dB)	Limit Δ (dB)	Result
5755	28.78	>20	PASS



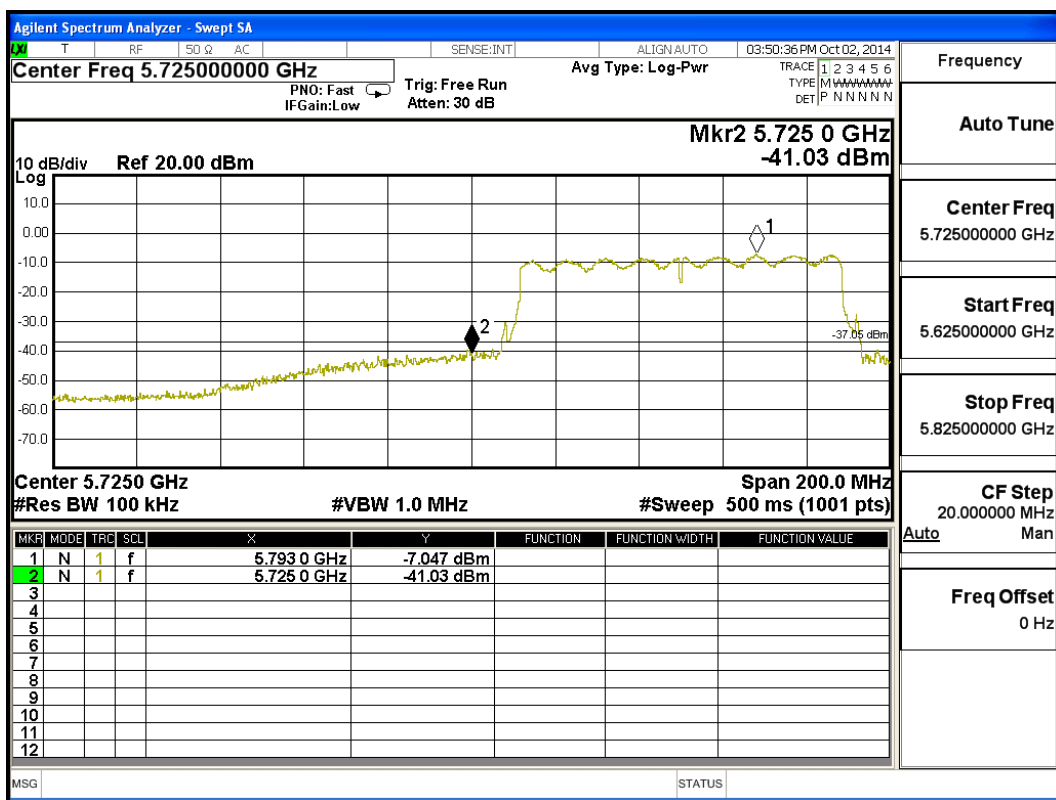
Product : Intel® Dual Band Wireless-AC 8260
 Test Item : Band Edge
 Test Site : No.3 OATS
 Test Mode : Mode 3 MIMO: Transmit - 802.11n-40BW_30Mbps(5G Band)

Test Frequency (MHz)	Measurement Level Δ (dB)	Limit Δ (dB)	Result
5795	51.02	>20	PASS



Product : Intel® Dual Band Wireless-AC 8260
 Test Item : Band Edge
 Test Site : No.3 OATS
 Test Mode : Mode 3 MIMO: Transmit - 802.11ac-80BW_65Mbps(5G Band)

Test Frequency (MHz)	Measurement Level Δ (dB)	Limit Δ (dB)	Result
5775	33.983	>30	PASS



Product : Intel® Dual Band Wireless-AC 8260
 Test Item : Band Edge
 Test Site : No.3 OATS
 Test Mode : Mode 4 Beamforming: Transmit - 802.11n-20BW_14.4Mbps(2.4G Band)

RF Radiated Measurement (Horizontal):

Channel No.	Frequency (MHz)	Correct Factor (dB)	Reading Level (dBuV)	Emission Level (dBuV/m)	Peak Limit (dBuV/m)	Average Limit (dBuV/m)	Result
01 (Peak)	2390.000	33.739	34.902	68.641	74.00	54.00	Pass
01 (Peak)	2400.000	33.752	56.306	90.057	74.00	54.00	Pass
01 (Peak)	2410.000	33.768	80.326	114.094	--	--	Pass
01 (Average)	2390.000	33.739	19.528	53.267	74.00	54.00	Pass
01 (Average)	2400.000	33.752	37.829	71.580	74.00	54.00	Pass
01 (Average)	2410.600	33.769	69.487	103.256	--	--	Pass

Figure Channel 01: Horizontal (Peak)

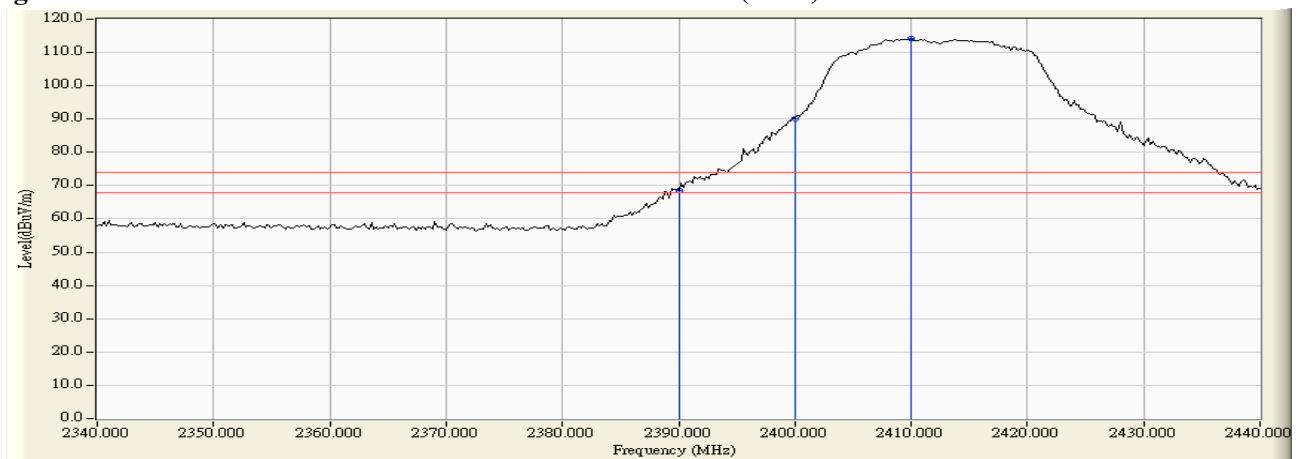
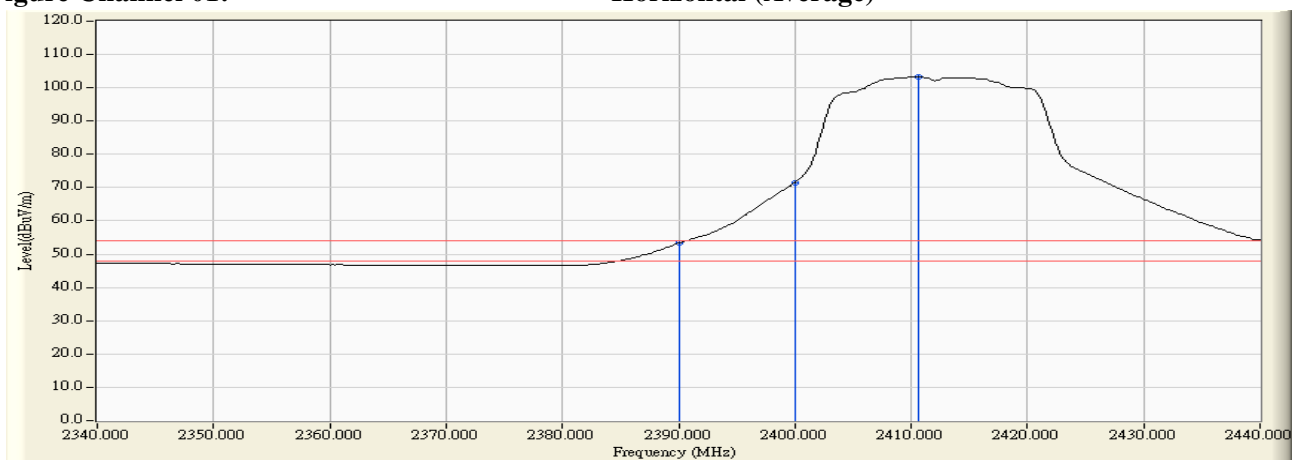


Figure Channel 01: Horizontal (Average)



Note:

1. All readings above 1GHz are performed with peak and/or average measurements as necessary.
2. Peak measurements: RBW = 1MHz, VBW = 3 MHz, Sweep: Auto.
3. Average measurements: RBW = 1MHz, VBW = 10 Hz, Sweep: Auto.
4. “ * ”, means this data is the worst emission level.
5. Measurement Level = Reading Level + Correct Factor.
6. The average measurement was not performed when the peak measured data under the limit of average detection.

Product : Intel® Dual Band Wireless-AC 8260
 Test Item : Band Edge
 Test Site : No.3 OATS
 Test Mode : Mode 4 Beamforming: Transmit - 802.11n-20BW_14.4Mbps(2.4G Band)

RF Radiated Measurement (Vertical):

Channel No.	Frequency (MHz)	Correct Factor (dB)	Reading Level (dBuV)	Emission Level (dBuV/m)	Peak Limit (dBuV/m)	Average Limit (dBuV/m)	Result
01 (Peak)	2390.000	32.267	34.344	66.611	74.00	54.00	Pass
01 (Peak)	2400.000	32.241	54.304	86.545	74.00	54.00	Pass
01 (Peak)	2414.400	32.260	79.164	111.424	--	--	Pass
01 (Average)	2390.000	32.267	18.819	51.086	74.00	54.00	Pass
01 (Average)	2400.000	32.241	36.775	69.016	74.00	54.00	Pass
01 (Average)	2410.600	32.244	68.547	100.791	--	--	Pass

Figure Channel 01:

Vertical (Peak)

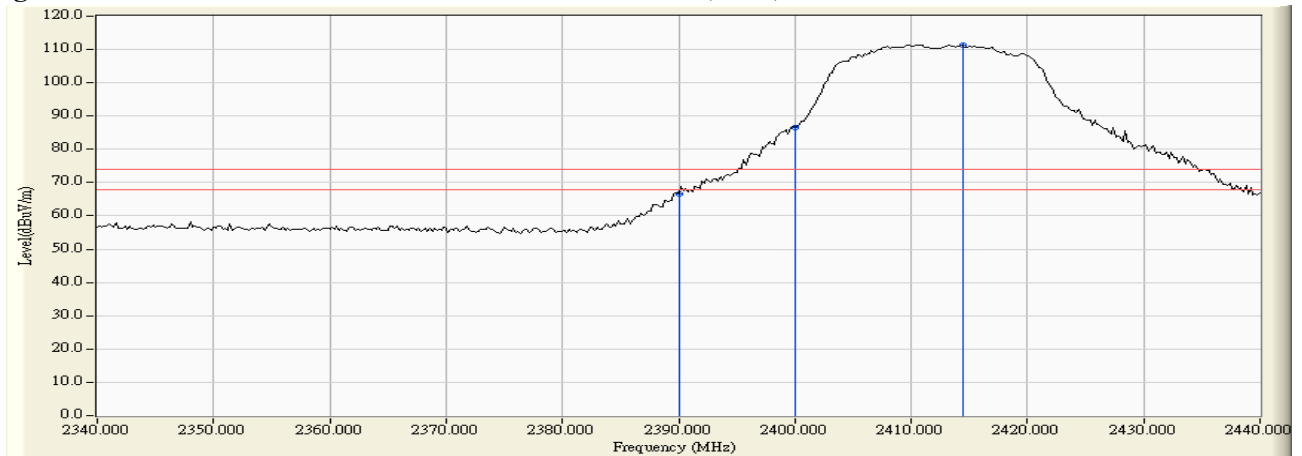
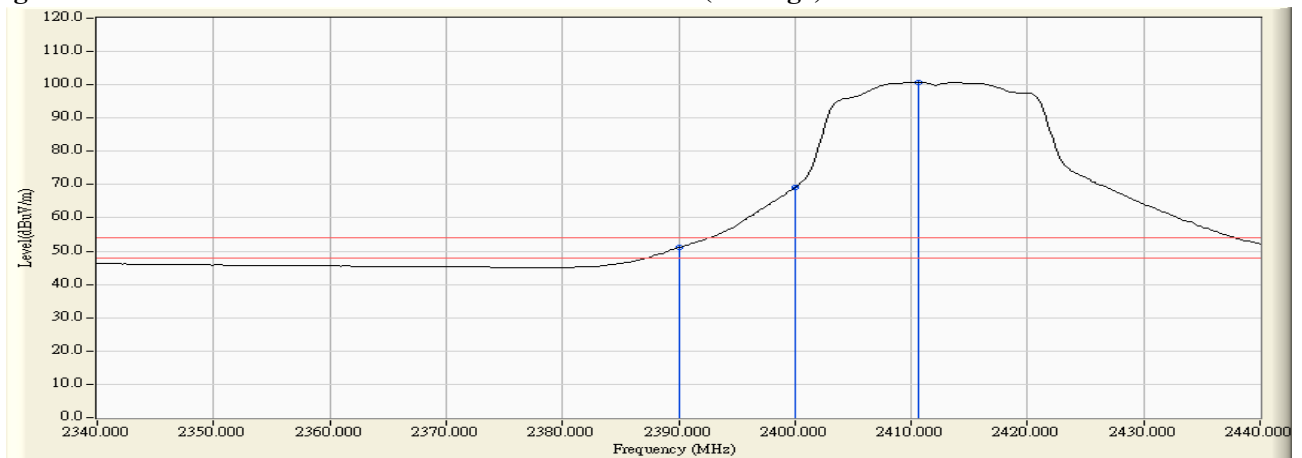


Figure Channel 01:

Vertical (Average)



Note:

1. All readings above 1GHz are performed with peak and/or average measurements as necessary.
2. Peak measurements: RBW = 1MHz, VBW = 3 MHz, Sweep: Auto.
3. Average measurements: RBW = 1MHz, VBW = 10 Hz, Sweep: Auto.
4. “ * ”, means this data is the worst emission level.
5. Measurement Level = Reading Level + Correct Factor.
6. The average measurement was not performed when the peak measured data under the limit of average detection.

Product : Intel® Dual Band Wireless-AC 8260
 Test Item : Band Edge
 Test Site : No.3 OATS
 Test Mode : Mode 4 Beamforming: Transmit - 802.11n-20BW_14.4Mbps(2.4G Band)

RF Radiated Measurement (Horizontal):

Channel No.	Frequency (MHz)	Correct Factor (dB)	Reading Level (dBuV)	Emission Level (dBuV/m)	Peak Limit (dBuV/m)	Average Limit (dBuV/m)	Result
10 (Peak)	2454.100	33.872	82.008	115.881	--	--	Pass
10 (Peak)	2483.500	33.951	34.184	68.134	74.00	54.00	Pass
10 (Peak)	2484.700	33.954	35.616	69.569	74.00	54.00	Pass
10 (Average)	2458.900	33.885	70.571	104.456	--	--	Pass
10 (Average)	2483.500	33.951	19.271	53.221	74.00	54.00	Pass

Figure Channel 10: Horizontal (Peak)

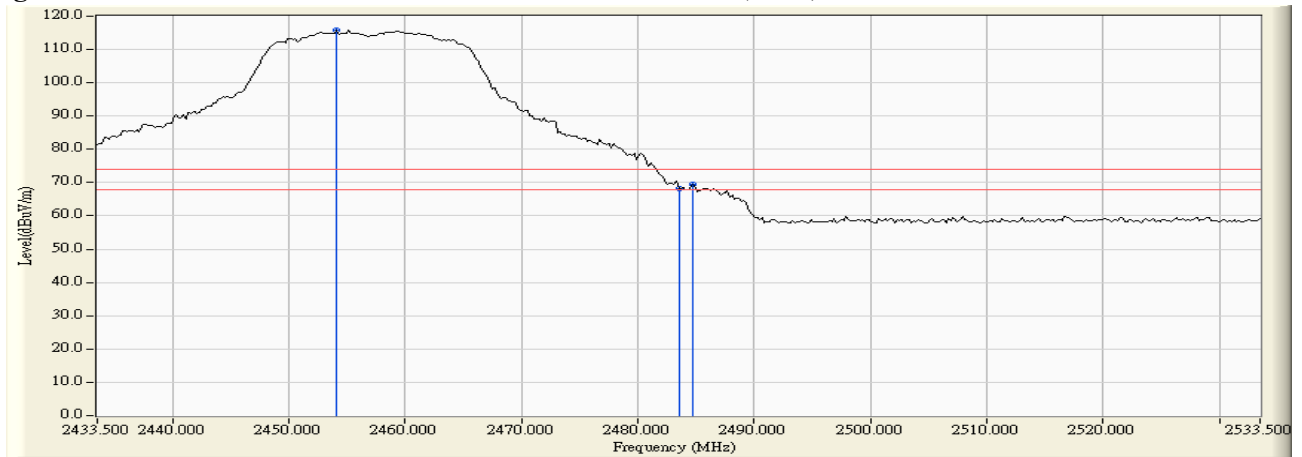
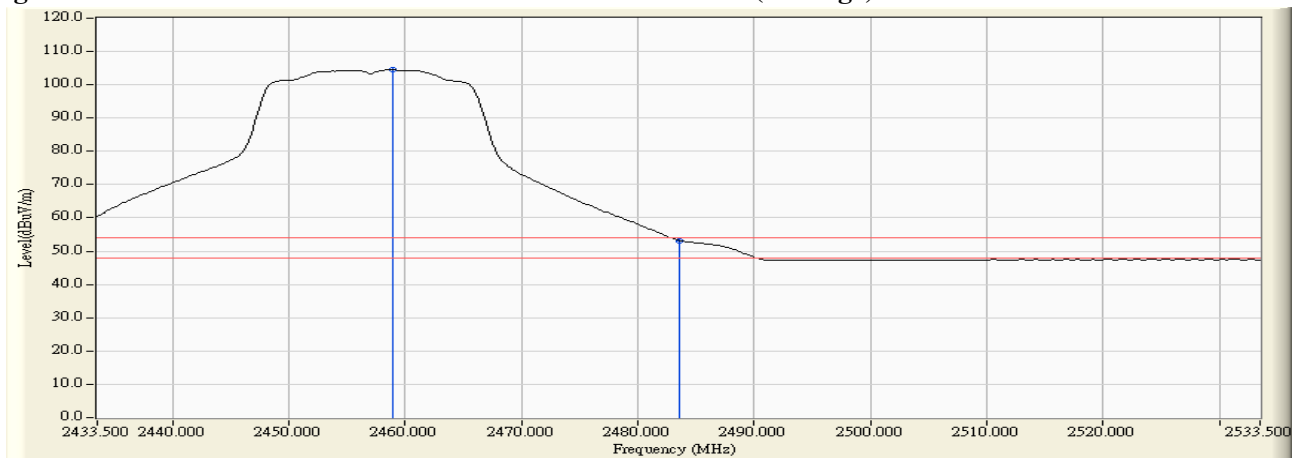


Figure Channel 10: Horizontal (Average)



Note:

1. All readings above 1GHz are performed with peak and/or average measurements as necessary.
2. Peak measurements: RBW = 1MHz, VBW = 3 MHz, Sweep: Auto.
3. Average measurements: RBW = 1MHz, VBW = 10 Hz, Sweep: Auto.
4. “ * ”, means this data is the worst emission level.
5. Measurement Level = Reading Level + Correct Factor.
6. The average measurement was not performed when the peak measured data under the limit of average detection.

Product : Intel® Dual Band Wireless-AC 8260
 Test Item : Band Edge
 Test Site : No.3 OATS
 Test Mode : Mode 4 Beamforming: Transmit - 802.11n-20BW_14.4Mbps(2.4G Band)

RF Radiated Measurement (Vertical):

Channel No.	Frequency (MHz)	Correct Factor (dB)	Reading Level (dBuV)	Emission Level (dBuV/m)	Peak Limit (dBuV/m)	Average Limit (dBuV/m)	Result
10 (Peak)	2454.300	32.443	80.931	113.374	--	--	Pass
10 (Peak)	2483.500	32.586	34.558	67.143	74.00	54.00	Pass
10 (Average)	2458.700	32.465	70.008	102.473	--	--	Pass
10 (Average)	2483.500	32.586	18.443	51.028	74.00	54.00	Pass

Figure Channel 10: Vertical (Peak)

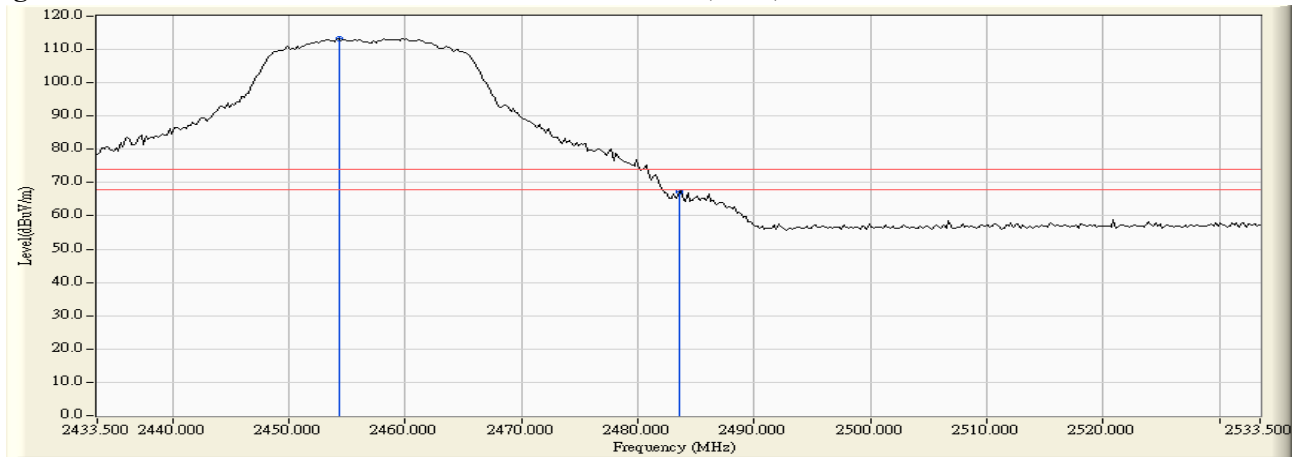
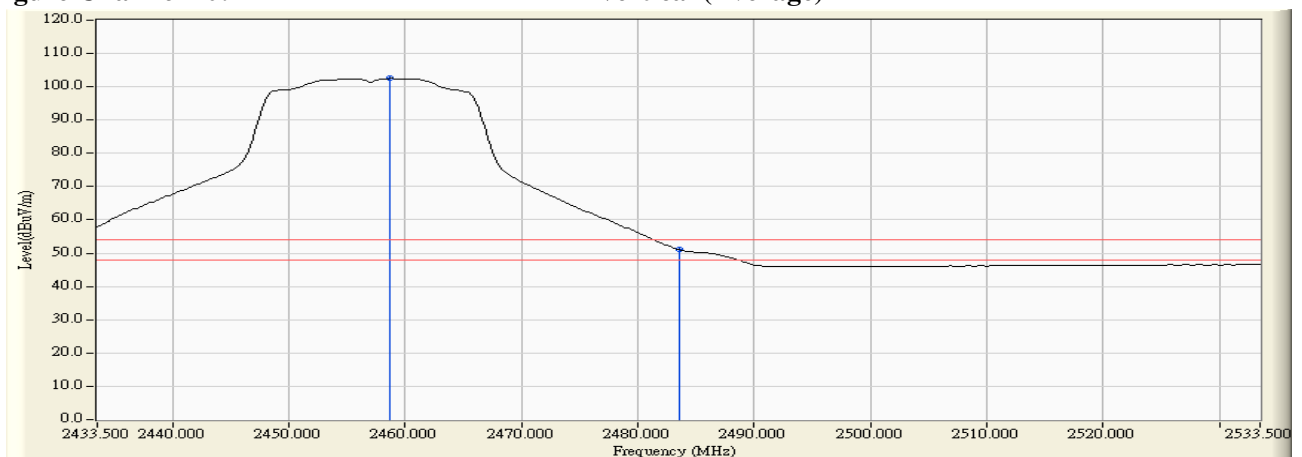


Figure Channel 10: Vertical (Average)



Note:

1. All readings above 1GHz are performed with peak and/or average measurements as necessary.
2. Peak measurements: RBW = 1MHz, VBW = 3 MHz, Sweep: Auto.
3. Average measurements: RBW = 1MHz, VBW = 10 Hz, Sweep: Auto.
4. “ * ”, means this data is the worst emission level.
5. Measurement Level = Reading Level + Correct Factor.
6. The average measurement was not performed when the peak measured data under the limit of average detection.

Product : Intel® Dual Band Wireless-AC 8260
 Test Item : Band Edge
 Test Site : No.3 OATS
 Test Mode : Mode 4 Beamforming: Transmit - 802.11n-20BW_14.4Mbps(2.4G Band)

RF Radiated Measurement (Horizontal):

Channel No.	Frequency (MHz)	Correct Factor (dB)	Reading Level (dBuV)	Emission Level (dBuV/m)	Peak Limit (dBuV/m)	Average Limit (dBuV/m)	Result
11 (Peak)	2458.900	33.885	79.093	112.978	--	--	Pass
11 (Peak)	2483.500	33.951	35.275	69.225	74.00	54.00	Pass
11 (Average)	2459.500	33.886	68.337	102.223	--	--	Pass
11 (Average)	2483.500	33.951	19.474	53.424	74.00	54.00	Pass

Figure Channel 11: Horizontal (Peak)

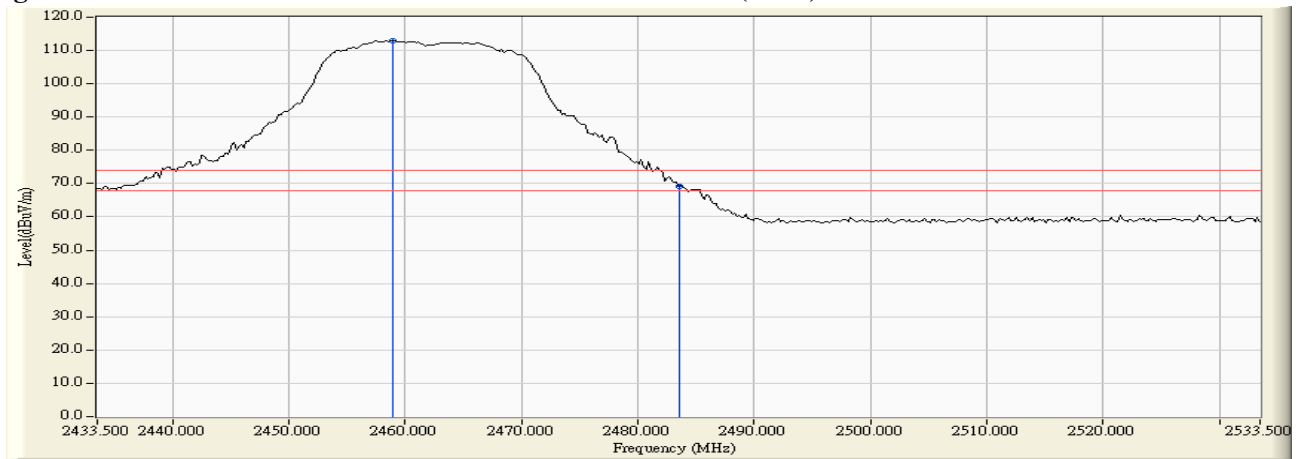
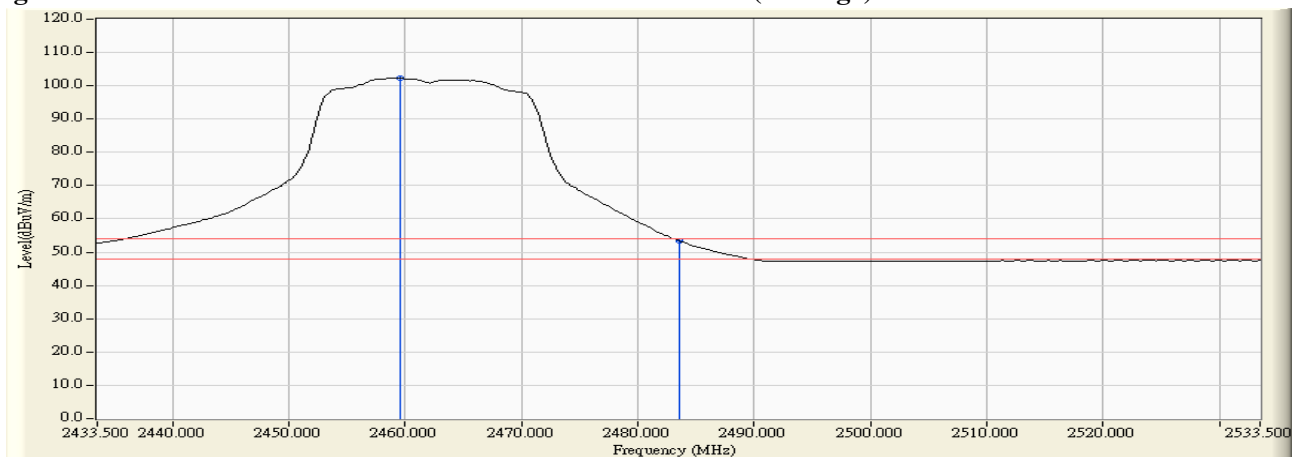


Figure Channel 11: Horizontal (Average)



Note:

1. All readings above 1GHz are performed with peak and/or average measurements as necessary.
2. Peak measurements: RBW = 1MHz, VBW = 3 MHz, Sweep: Auto.
3. Average measurements: RBW = 1MHz, VBW = 10 Hz, Sweep: Auto.
4. “ * ”, means this data is the worst emission level.
5. Measurement Level = Reading Level + Correct Factor.
6. The average measurement was not performed when the peak measured data under the limit of average detection.

Product : Intel® Dual Band Wireless-AC 8260
 Test Item : Band Edge
 Test Site : No.3 OATS
 Test Mode : Mode 4 Beamforming: Transmit - 802.11n-20BW_14.4Mbps(2.4G Band)

RF Radiated Measurement (Vertical):

Channel No.	Frequency (MHz)	Correct Factor (dB)	Reading Level (dBuV)	Emission Level (dBuV/m)	Peak Limit (dBuV/m)	Average Limit (dBuV/m)	Result
11 (Peak)	2460.100	32.471	78.023	110.494	--	--	Pass
11 (Peak)	2483.500	32.586	31.178	63.763	74.00	54.00	Pass
11 (Average)	2458.900	32.466	66.769	99.235	--	--	Pass
11 (Average)	2483.500	32.586	17.539	50.124	74.00	54.00	Pass

Figure Channel 11: Vertical (Peak)

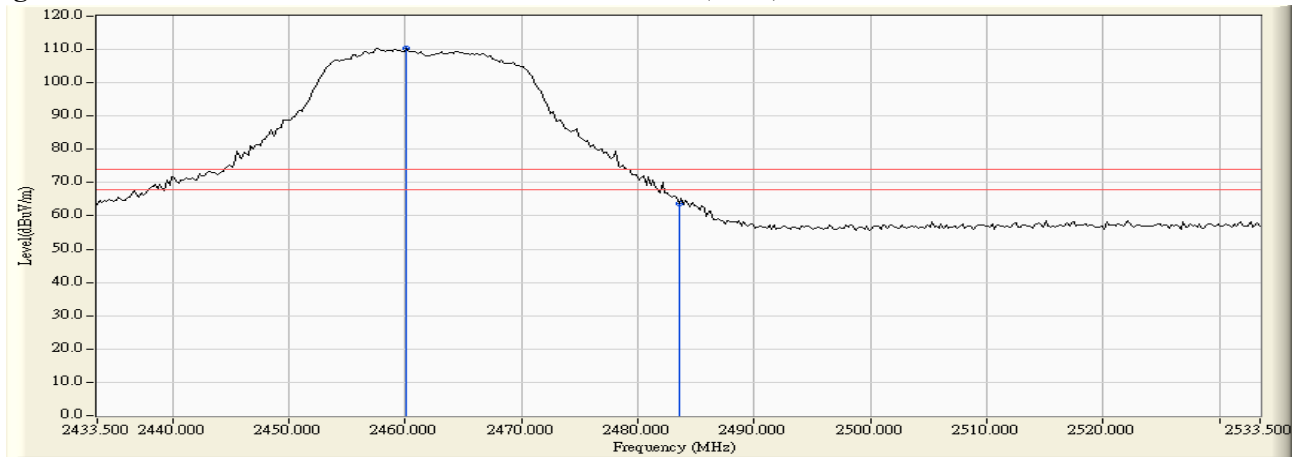
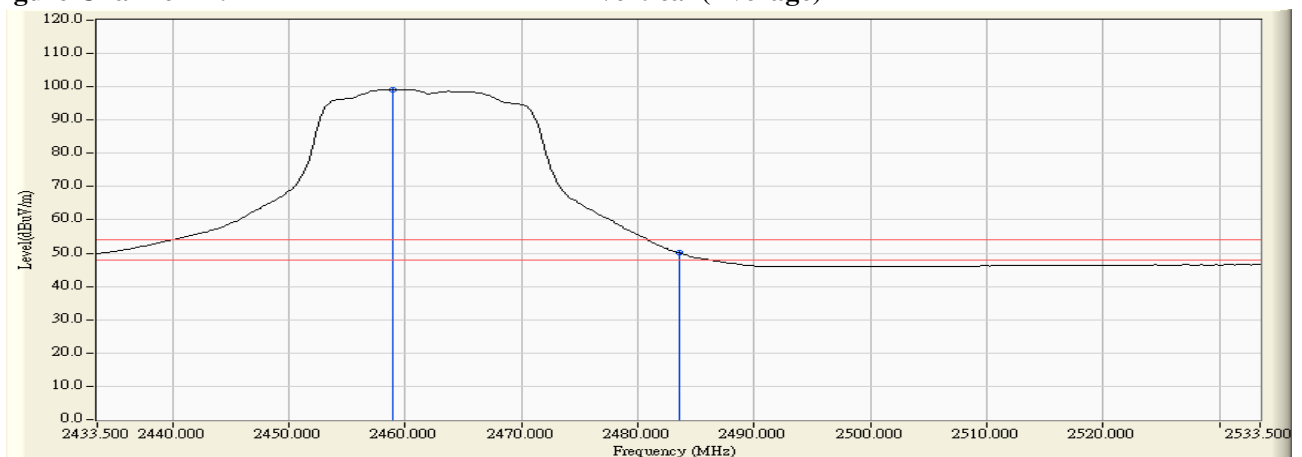


Figure Channel 11: Vertical (Average)



Note:

1. All readings above 1GHz are performed with peak and/or average measurements as necessary.
2. Peak measurements: RBW = 1MHz, VBW = 3 MHz, Sweep: Auto.
3. Average measurements: RBW = 1MHz, VBW = 10 Hz, Sweep: Auto.
4. “ * ”, means this data is the worst emission level.
5. Measurement Level = Reading Level + Correct Factor.
6. The average measurement was not performed when the peak measured data under the limit of average detection.

Product : Intel® Dual Band Wireless-AC 8260
 Test Item : Band Edge
 Test Site : No.3 OATS
 Test Mode : Mode 4 Beamforming: Transmit - 802.11n-20BW_14.4Mbps(2.4G Band)

RF Radiated Measurement (Horizontal):

Channel No.	Frequency (MHz)	Correct Factor (dB)	Reading Level (dBuV)	Emission Level (dBuV/m)	Peak Limit (dBuV/m)	Average Limit (dBuV/m)	Result
12 (Peak)	2465.500	33.901	74.386	108.288	--	--	Pass
12 (Peak)	2483.500	33.951	37.056	71.006	74.00	54.00	Pass
12 (Average)	2465.100	33.900	62.825	96.726	--	--	Pass
12 (Average)	2483.500	33.951	18.977	52.927	74.00	54.00	Pass

Figure Channel 12: Horizontal (Peak)

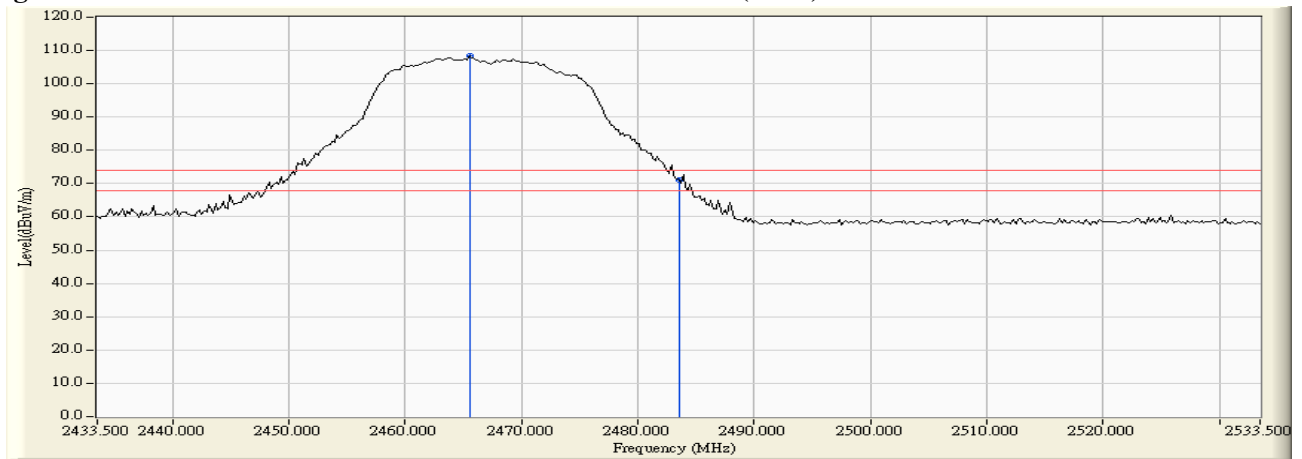
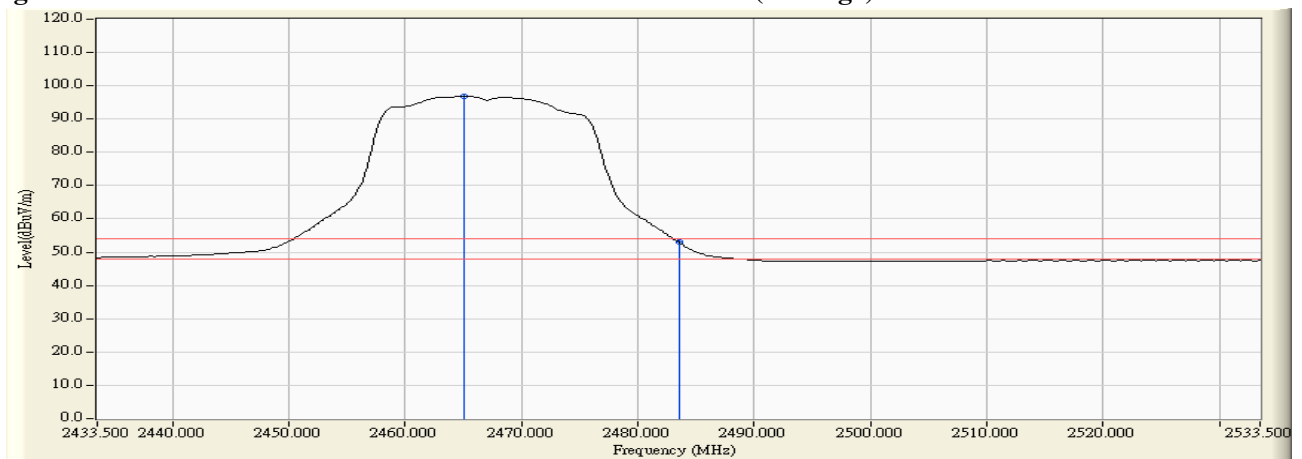


Figure Channel 12: Horizontal (Average)



Note:

1. All readings above 1GHz are performed with peak and/or average measurements as necessary.
2. Peak measurements: RBW = 1MHz, VBW = 3 MHz, Sweep: Auto.
3. Average measurements: RBW = 1MHz, VBW = 10 Hz, Sweep: Auto.
4. “ * ”, means this data is the worst emission level.
5. Measurement Level = Reading Level + Correct Factor.
6. The average measurement was not performed when the peak measured data under the limit of average detection.

Product : Intel® Dual Band Wireless-AC 8260
 Test Item : Band Edge
 Test Site : No.3 OATS
 Test Mode : Mode 4 Beamforming: Transmit - 802.11n-20BW_14.4Mbps(2.4G Band)

RF Radiated Measurement (Vertical):

Channel No.	Frequency (MHz)	Correct Factor (dB)	Reading Level (dBuV)	Emission Level (dBuV/m)	Peak Limit (dBuV/m)	Average Limit (dBuV/m)	Result
12 (Peak)	2463.700	32.489	73.477	105.966	--	--	Pass
12 (Peak)	2483.500	32.586	35.631	68.216	74.00	54.00	Pass
12 (Average)	2464.300	32.492	62.321	94.813	--	--	Pass
12 (Average)	2483.500	32.586	18.056	50.641	74.00	54.00	Pass

Figure Channel 12: Vertical (Peak)

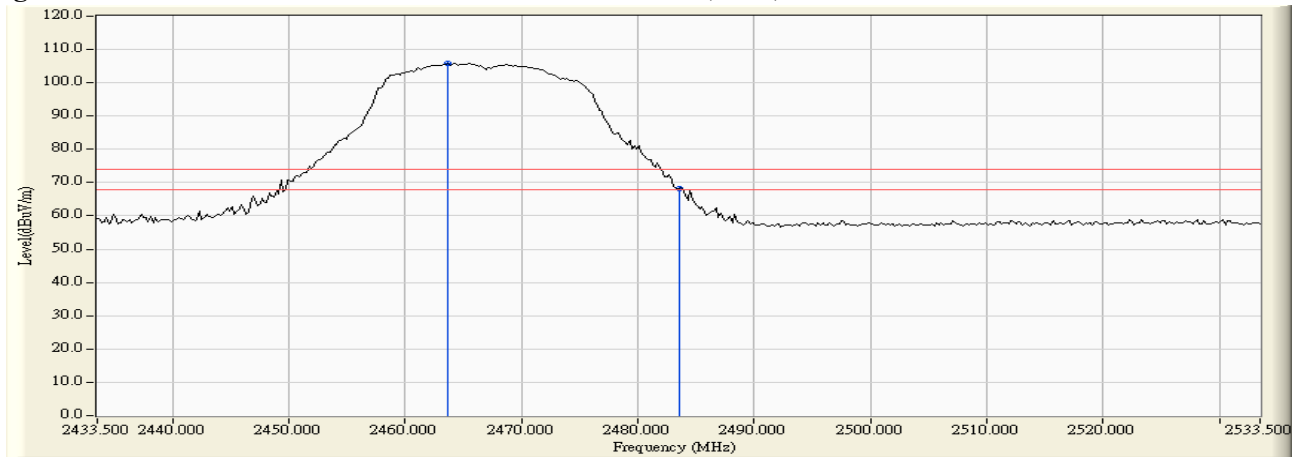
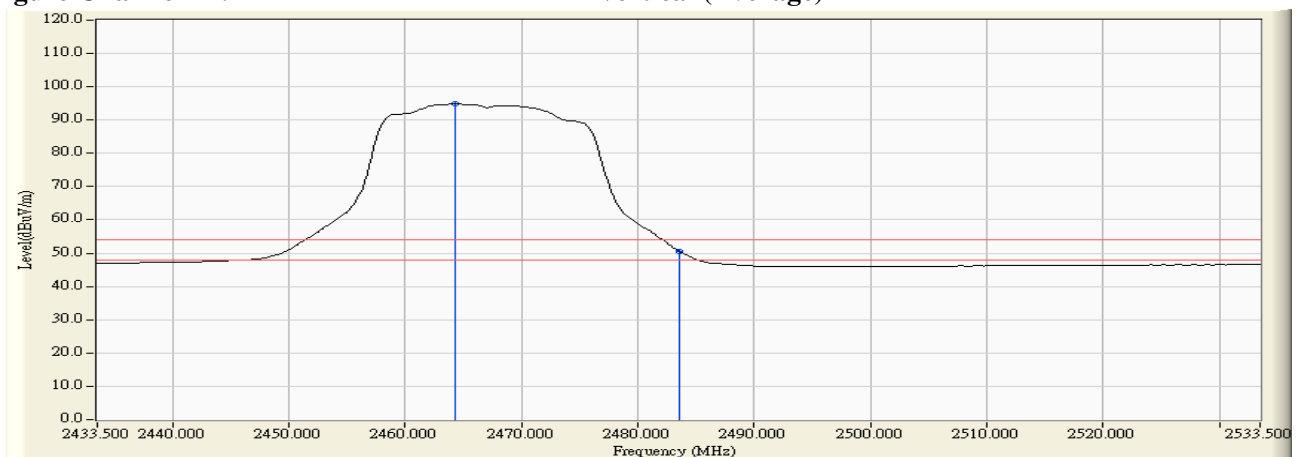


Figure Channel 12: Vertical (Average)



Note:

1. All readings above 1GHz are performed with peak and/or average measurements as necessary.
2. Peak measurements: RBW = 1MHz, VBW = 3 MHz, Sweep: Auto.
3. Average measurements: RBW = 1MHz, VBW = 10 Hz, Sweep: Auto.
4. “ * ”, means this data is the worst emission level.
5. Measurement Level = Reading Level + Correct Factor.
6. The average measurement was not performed when the peak measured data under the limit of average detection.

Product : Intel® Dual Band Wireless-AC 8260
 Test Item : Band Edge
 Test Site : No.3 OATS
 Test Mode : Mode 4 Beamforming: Transmit - 802.11n-40BW_30Mbps(2.4G Band)

RF Radiated Measurement (Horizontal):

Channel No.	Frequency (MHz)	Correct Factor (dB)	Reading Level (dBuV)	Emission Level (dBuV/m)	Peak Limit (dBuV/m)	Average Limit (dBuV/m)	Result
03 (Peak)	2390.000	33.739	32.136	65.875	74.00	54.00	Pass
03 (Peak)	2400.000	33.752	47.351	81.102	74.00	54.00	Pass
03 (Peak)	2433.600	33.823	72.811	106.634	--	--	Pass
03 (Average)	2390.000	33.739	19.399	53.138	74.00	54.00	Pass
03 (Average)	2400.000	33.752	32.851	66.602	74.00	54.00	Pass
03 (Average)	2433.200	33.822	60.781	94.603	--	--	Pass

Figure Channel 03:

Horizontal (Peak)

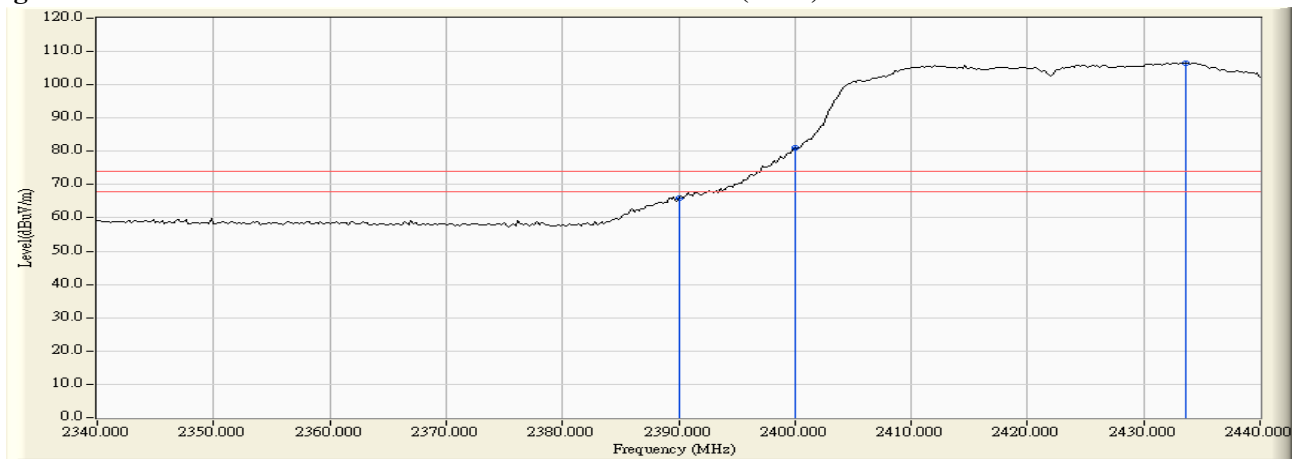
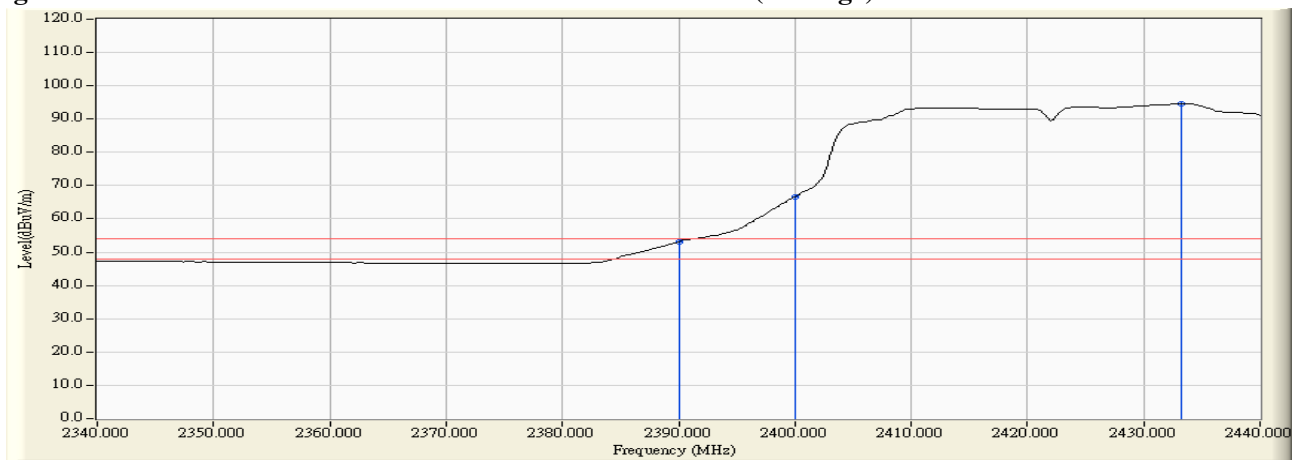


Figure Channel 03:

Horizontal (Average)



Note:

1. All readings above 1GHz are performed with peak and/or average measurements as necessary.
2. Peak measurements: RBW = 1MHz, VBW = 3 MHz, Sweep: Auto.
3. Average measurements: RBW = 1MHz, VBW = 10 Hz, Sweep: Auto.
4. “ * ”, means this data is the worst emission level.
5. Measurement Level = Reading Level + Correct Factor.
6. The average measurement was not performed when the peak measured data under the limit of average detection.

Product : Intel® Dual Band Wireless-AC 8260
 Test Item : Band Edge
 Test Site : No.3 OATS
 Test Mode : Mode 4 Beamforming: Transmit - 802.11n-40BW_30Mbps(2.4G Band)

RF Radiated Measurement (Vertical):

Channel No.	Frequency (MHz)	Correct Factor (dB)	Reading Level (dBuV)	Emission Level (dBuV/m)	Peak Limit (dBuV/m)	Average Limit (dBuV/m)	Result
03 (Peak)	2390.000	32.267	30.826	63.093	74.00	54.00	Pass
03 (Peak)	2400.000	32.241	44.914	77.155	74.00	54.00	Pass
03 (Peak)	2434.600	32.351	72.229	104.580	--	--	Pass
03 (Average)	2390.000	32.267	18.121	50.388	74.00	54.00	Pass
03 (Average)	2400.000	32.241	31.891	64.132	74.00	54.00	Pass
03 (Average)	2433.200	32.344	60.461	92.806	--	--	Pass

Figure Channel 03:

Vertical (Peak)

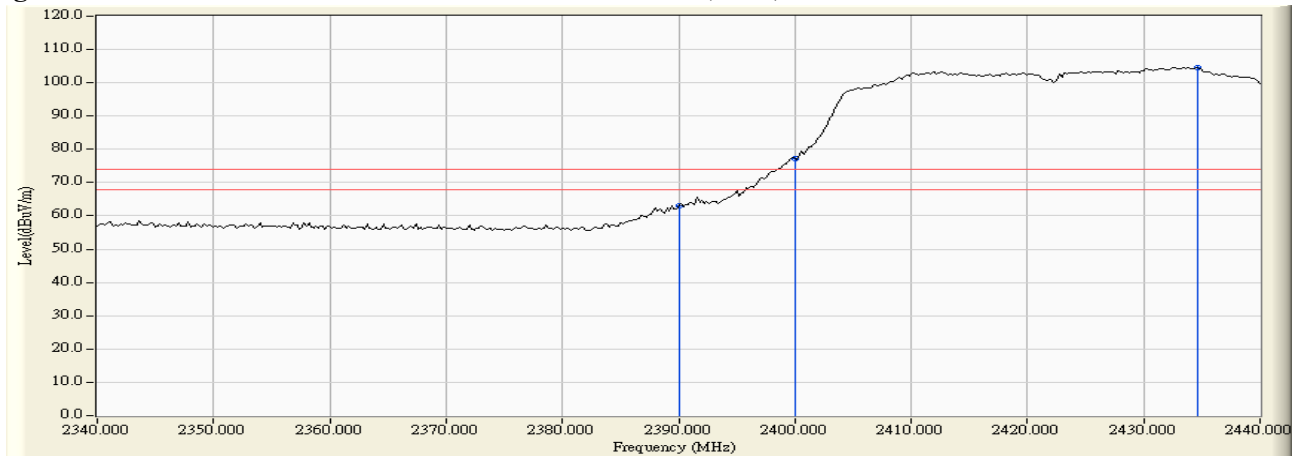
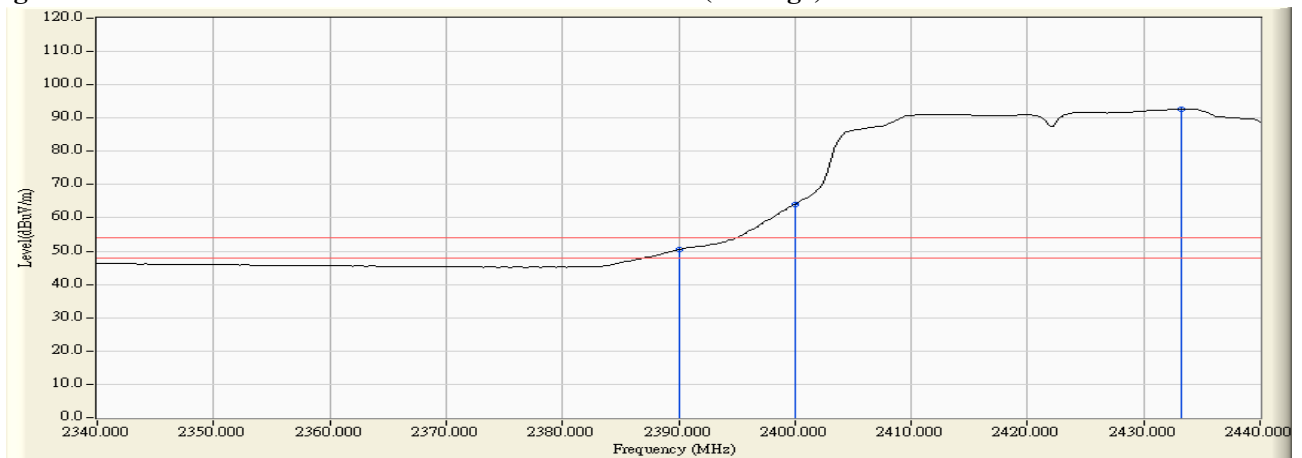


Figure Channel 03:

Vertical (Average)



Note:

1. All readings above 1GHz are performed with peak and/or average measurements as necessary.
2. Peak measurements: RBW = 1MHz, VBW = 3 MHz, Sweep: Auto.
3. Average measurements: RBW = 1MHz, VBW = 10 Hz, Sweep: Auto.
4. “ * ”, means this data is the worst emission level.
5. Measurement Level = Reading Level + Correct Factor.
6. The average measurement was not performed when the peak measured data under the limit of average detection.

Product : Intel® Dual Band Wireless-AC 8260
 Test Item : Band Edge
 Test Site : No.3 OATS
 Test Mode : Mode 4 Beamforming: Transmit - 802.11n-40BW_30Mbps(2.4G Band)

RF Radiated Measurement (Horizontal):

Channel No.	Frequency (MHz)	Correct Factor (dB)	Reading Level (dBuV)	Emission Level (dBuV/m)	Peak Limit (dBuV/m)	Average Limit (dBuV/m)	Result
04 (Peak)	2390.000	33.739	34.635	68.374	74.00	54.00	Pass
04 (Peak)	2400.000	33.752	39.064	72.815	74.00	54.00	Pass
04 (Peak)	2436.400	33.829	74.319	108.148	--	--	Pass
04 (Average)	2390.000	33.739	19.362	53.101	74.00	54.00	Pass
04 (Average)	2400.000	33.752	25.208	58.959	74.00	54.00	Pass
04 (Average)	2435.800	33.828	62.302	96.130	--	--	Pass

Figure Channel 04: Horizontal (Peak)

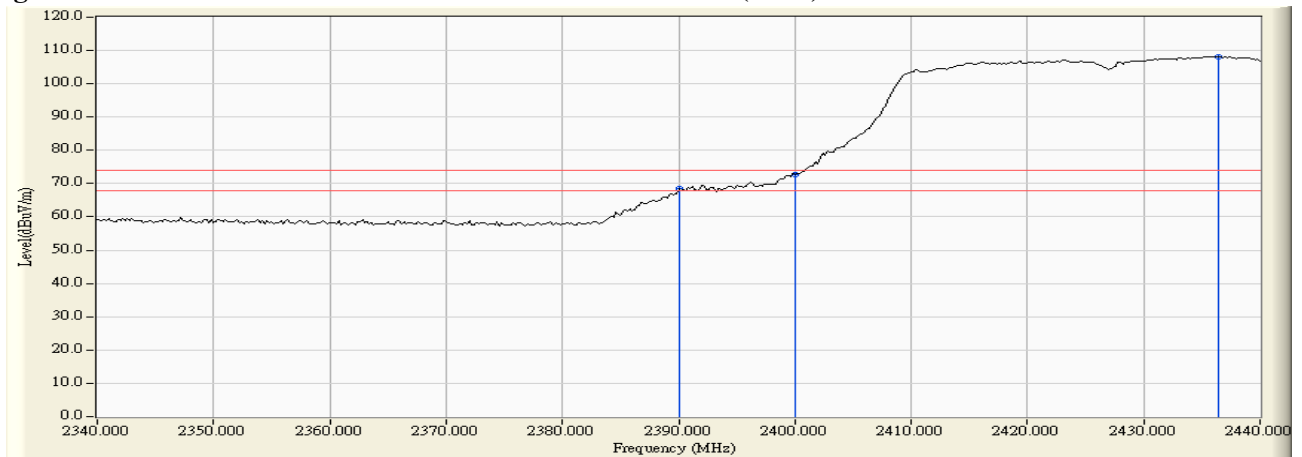
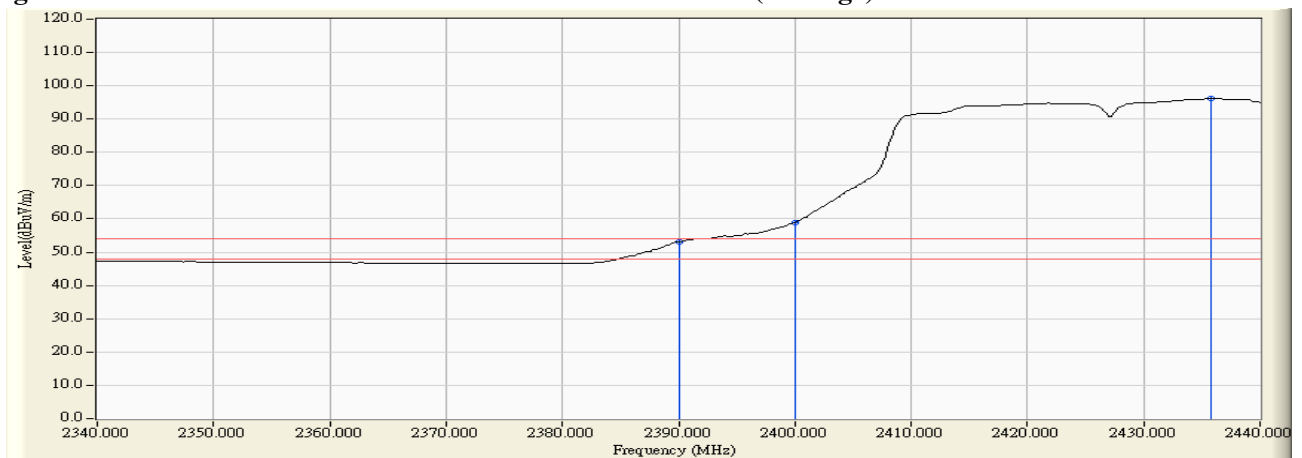


Figure Channel 04: Horizontal (Average)



Note:

1. All readings above 1GHz are performed with peak and/or average measurements as necessary.
2. Peak measurements: RBW = 1MHz, VBW = 3 MHz, Sweep: Auto.
3. Average measurements: RBW = 1MHz, VBW = 10 Hz, Sweep: Auto.
4. “ * ”, means this data is the worst emission level.
5. Measurement Level = Reading Level + Correct Factor.
6. The average measurement was not performed when the peak measured data under the limit of average detection.

Product : Intel® Dual Band Wireless-AC 8260
 Test Item : Band Edge
 Test Site : No.3 OATS
 Test Mode : Mode 4 Beamforming: Transmit - 802.11n-40BW_30Mbps(2.4G Band)

RF Radiated Measurement (Vertical):

Channel No.	Frequency (MHz)	Correct Factor (dB)	Reading Level (dBuV)	Emission Level (dBuV/m)	Peak Limit (dBuV/m)	Average Limit (dBuV/m)	Result
04 (Peak)	2388.200	32.279	32.339	64.618	74.00	54.00	Pass
04 (Peak)	2390.000	32.267	31.646	63.913	74.00	54.00	Pass
04 (Peak)	2400.000	32.241	38.148	70.389	74.00	54.00	Pass
04 (Peak)	2435.600	32.356	74.137	106.492	--	--	Pass
04 (Average)	2390.000	32.267	18.359	50.626	74.00	54.00	Pass
04 (Average)	2400.000	32.241	24.312	56.553	74.00	54.00	Pass
04 (Average)	2436.000	32.357	62.018	94.375	--	--	Pass

Figure Channel 04: Vertical (Peak)

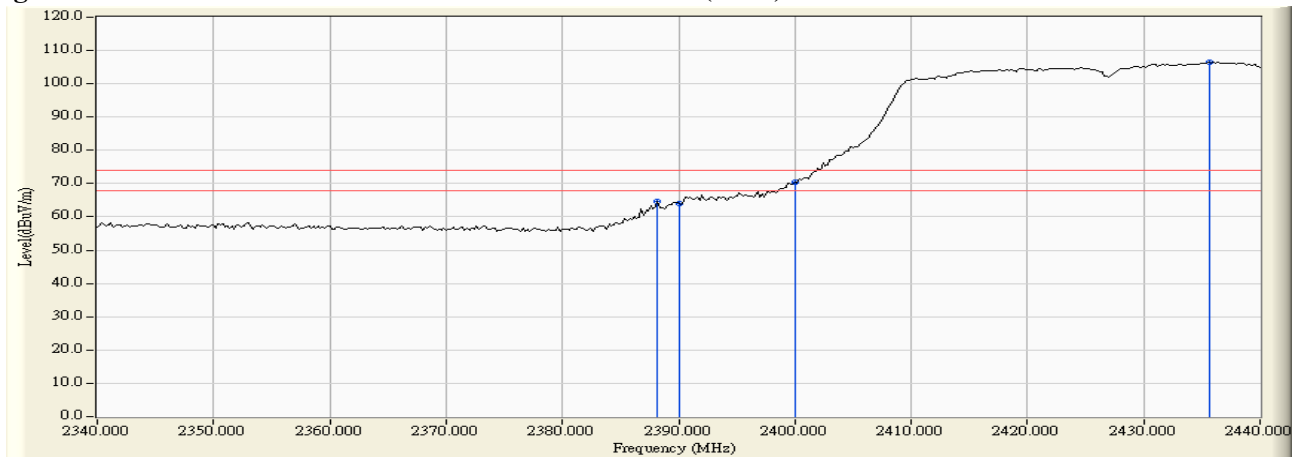
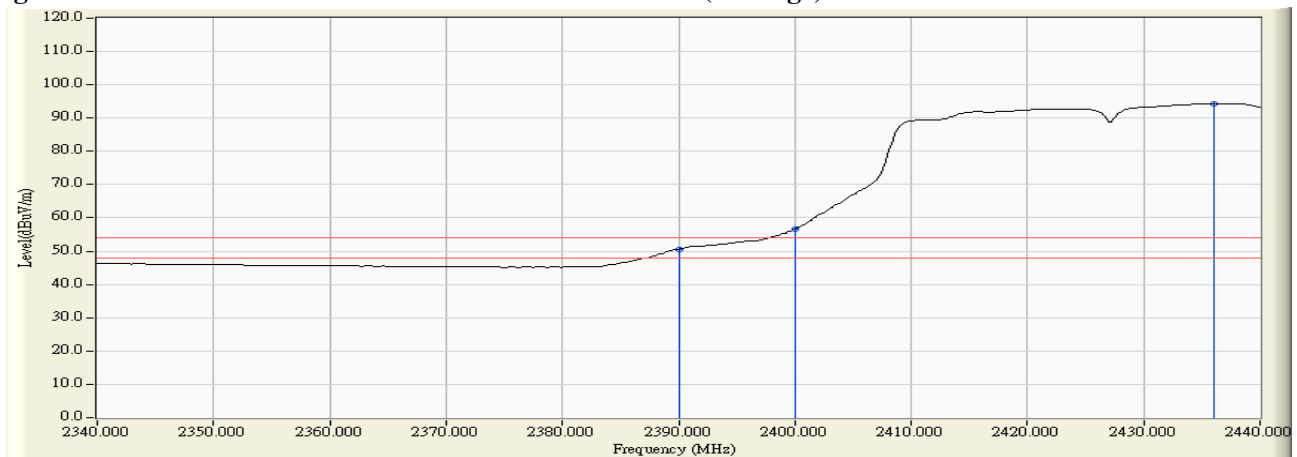


Figure Channel 04: Vertical (Average)



Note:

1. All readings above 1GHz are performed with peak and/or average measurements as necessary.
2. Peak measurements: RBW = 1MHz, VBW = 3 MHz, Sweep: Auto.
3. Average measurements: RBW = 1MHz, VBW = 10 Hz, Sweep: Auto.
4. “ * ”, means this data is the worst emission level.
5. Measurement Level = Reading Level + Correct Factor.
6. The average measurement was not performed when the peak measured data under the limit of average detection.

Product : Intel® Dual Band Wireless-AC 8260
 Test Item : Band Edge
 Test Site : No.3 OATS
 Test Mode : Mode 4 Beamforming: Transmit - 802.11n-40BW_30Mbps(2.4G Band)

RF Radiated Measurement (Horizontal):

Channel No.	Frequency (MHz)	Correct Factor (dB)	Reading Level (dBuV)	Emission Level (dBuV/m)	Peak Limit (dBuV/m)	Average Limit (dBuV/m)	Result
05 (Peak)	2390.000	33.739	34.481	68.220	74.00	54.00	Pass
05 (Peak)	2400.000	33.752	37.807	71.558	74.00	54.00	Pass
05 (Peak)	2435.800	33.828	75.696	109.524	--	--	Pass
05 (Average)	2390.000	33.739	18.657	52.396	74.00	54.00	Pass
05 (Average)	2400.000	33.752	24.292	58.043	74.00	54.00	Pass
05 (Average)	2435.400	33.826	63.071	96.898	--	--	Pass

Figure Channel 05:

Horizontal (Peak)

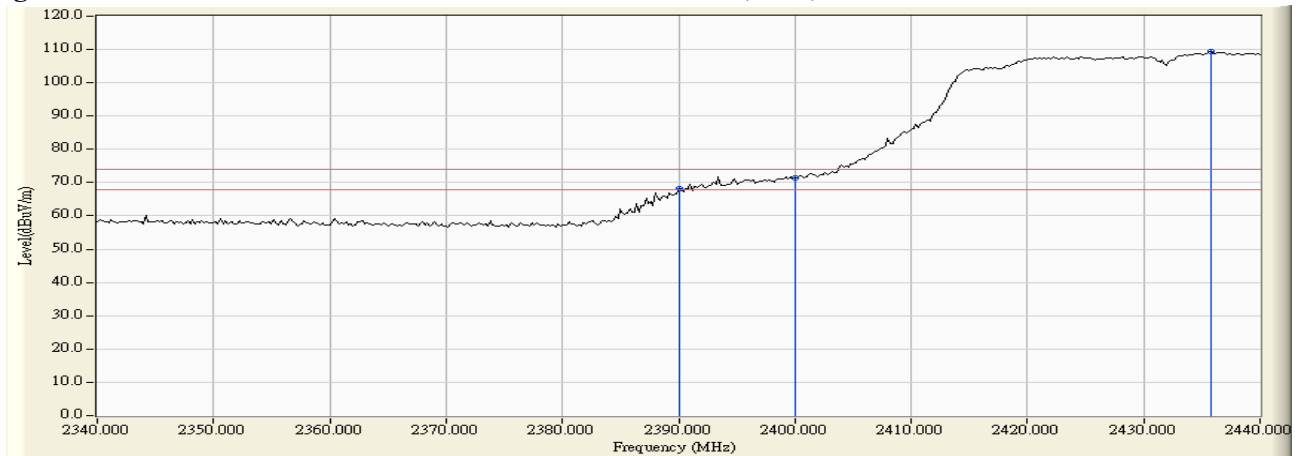
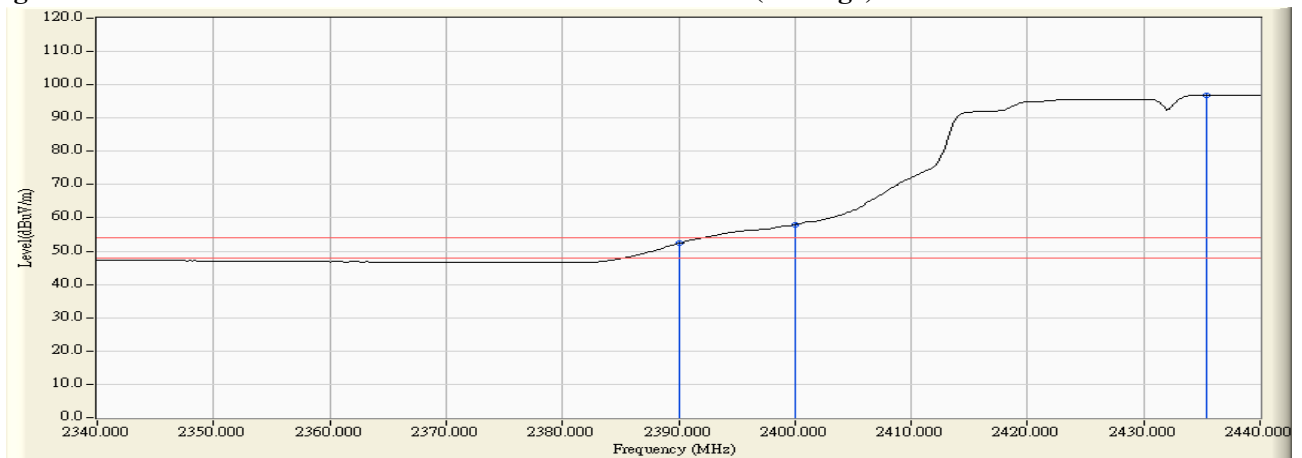


Figure Channel 05:

Horizontal (Average)



Note:

1. All readings above 1GHz are performed with peak and/or average measurements as necessary.
2. Peak measurements: RBW = 1MHz, VBW = 3 MHz, Sweep: Auto.
3. Average measurements: RBW = 1MHz, VBW = 10 Hz, Sweep: Auto.
4. “ * ”, means this data is the worst emission level.
5. Measurement Level = Reading Level + Correct Factor.
6. The average measurement was not performed when the peak measured data under the limit of average detection.

Product : Intel® Dual Band Wireless-AC 8260
 Test Item : Band Edge
 Test Site : No.3 OATS
 Test Mode : Mode 4 Beamforming: Transmit - 802.11n-40BW_30Mbps(2.4G Band)

RF Radiated Measurement (Vertical):

Channel No.	Frequency (MHz)	Correct Factor (dB)	Reading Level (dBuV)	Emission Level (dBuV/m)	Peak Limit (dBuV/m)	Average Limit (dBuV/m)	Result
05 (Peak)	2390.000	32.267	33.061	65.328	74.00	54.00	Pass
05 (Peak)	2400.000	32.241	36.455	68.696	74.00	54.00	Pass
05 (Peak)	2435.800	32.357	75.502	107.858	--	--	Pass
05 (Average)	2390.000	32.267	17.905	50.172	74.00	54.00	Pass
05 (Average)	2400.000	32.241	23.507	55.748	74.00	54.00	Pass
05 (Average)	2435.000	32.353	62.877	95.230	--	--	Pass

Figure Channel 05:

Vertical (Peak)

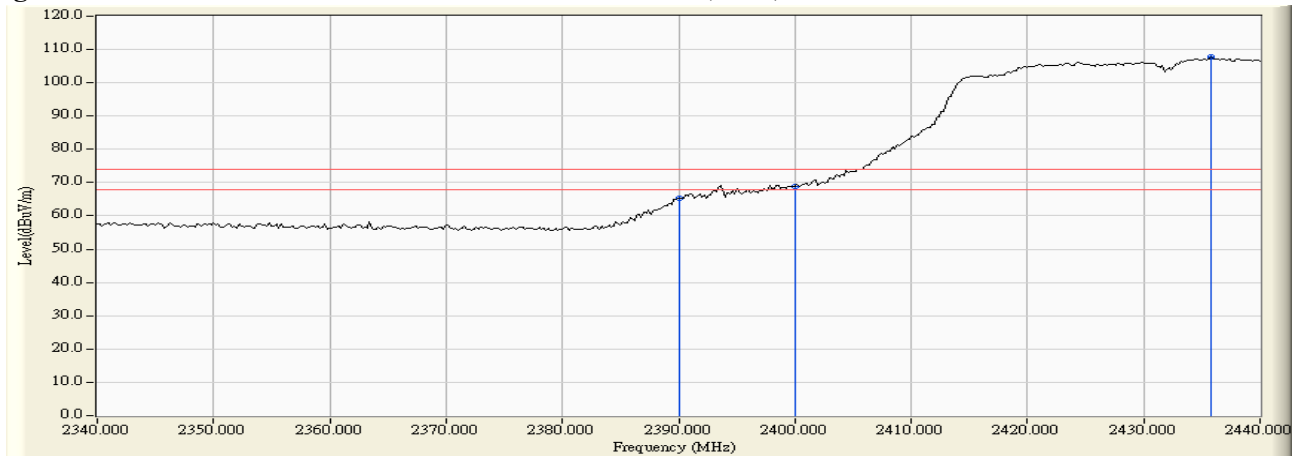
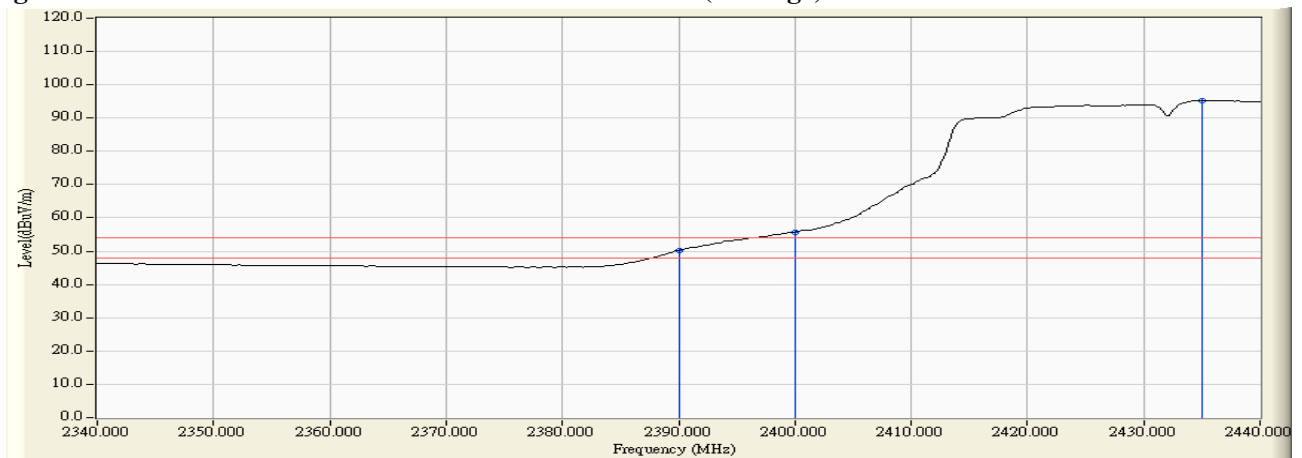


Figure Channel 05:

Vertical (Average)



Note:

1. All readings above 1GHz are performed with peak and/or average measurements as necessary.
2. Peak measurements: RBW = 1MHz, VBW = 3 MHz, Sweep: Auto.
3. Average measurements: RBW = 1MHz, VBW = 10 Hz, Sweep: Auto.
4. “ * ”, means this data is the worst emission level.
5. Measurement Level = Reading Level + Correct Factor.
6. The average measurement was not performed when the peak measured data under the limit of average detection.

Product : Intel® Dual Band Wireless-AC 8260
 Test Item : Band Edge
 Test Site : No.3 OATS
 Test Mode : Mode 4 Beamforming: Transmit - 802.11n-40BW_30Mbps(2.4G Band)

RF Radiated Measurement (Horizontal):

Channel No.	Frequency (MHz)	Correct Factor (dB)	Reading Level (dBuV)	Emission Level (dBuV/m)	Peak Limit (dBuV/m)	Average Limit (dBuV/m)	Result
09 (Peak)	2444.300	33.848	76.944	110.792	--	--	Pass
09 (Peak)	2483.500	33.951	33.441	67.391	74.00	54.00	Pass
09 (Peak)	2486.300	33.957	34.266	68.223	74.00	54.00	Pass
09 (Average)	2444.700	33.849	64.438	98.287	--	--	Pass
09 (Average)	2483.500	33.951	19.500	53.450	74.00	54.00	Pass

Figure Channel 09: Horizontal (Peak)

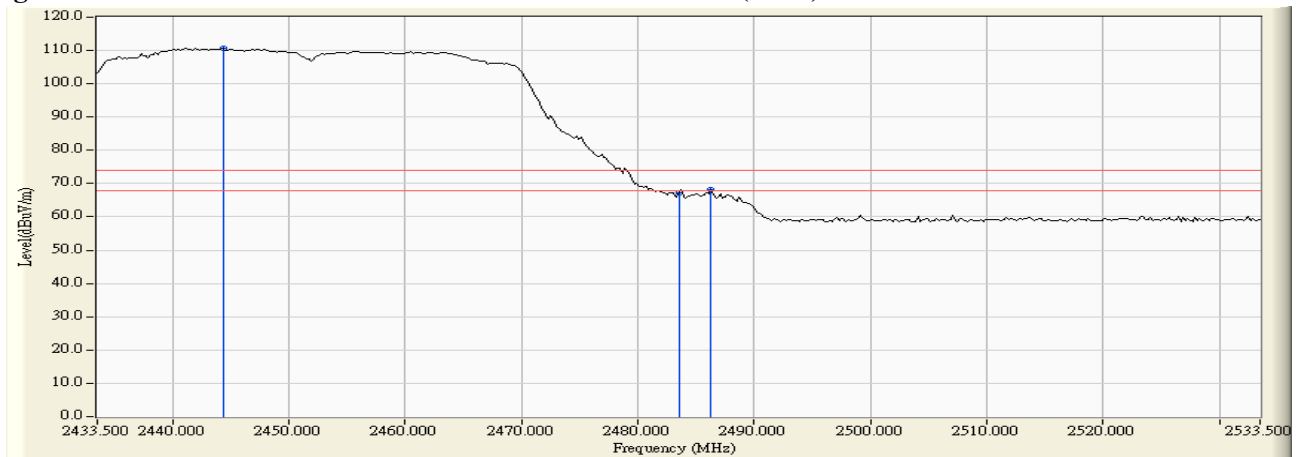
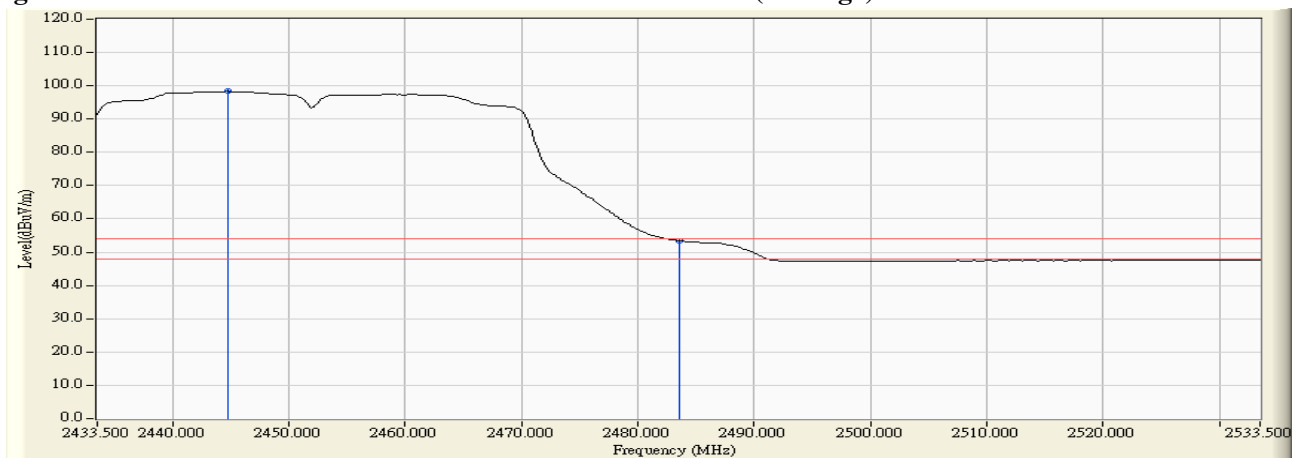


Figure Channel 09: Horizontal (Average)



Note:

1. All readings above 1GHz are performed with peak and/or average measurements as necessary.
2. Peak measurements: RBW = 1MHz, VBW = 3 MHz, Sweep: Auto.
3. Average measurements: RBW = 1MHz, VBW = 10 Hz, Sweep: Auto.
4. “ * ”, means this data is the worst emission level.
5. Measurement Level = Reading Level + Correct Factor.
6. The average measurement was not performed when the peak measured data under the limit of average detection.

Product : Intel® Dual Band Wireless-AC 8260
 Test Item : Band Edge
 Test Site : No.3 OATS
 Test Mode : Mode 4 Beamforming: Transmit - 802.11n-40BW_30Mbps(2.4G Band)

RF Radiated Measurement (Vertical):

Channel No.	Frequency (MHz)	Correct Factor (dB)	Reading Level (dBuV)	Emission Level (dBuV/m)	Peak Limit (dBuV/m)	Average Limit (dBuV/m)	Result
09 (Peak)	2442.100	32.386	76.021	108.406	--	--	Pass
09 (Peak)	2483.500	32.586	31.974	64.559	74.00	54.00	Pass
09 (Average)	2443.100	32.389	63.692	96.082	--	--	Pass
09 (Average)	2483.500	32.586	18.924	51.509	74.00	54.00	Pass

Figure Channel 09: Vertical (Peak)

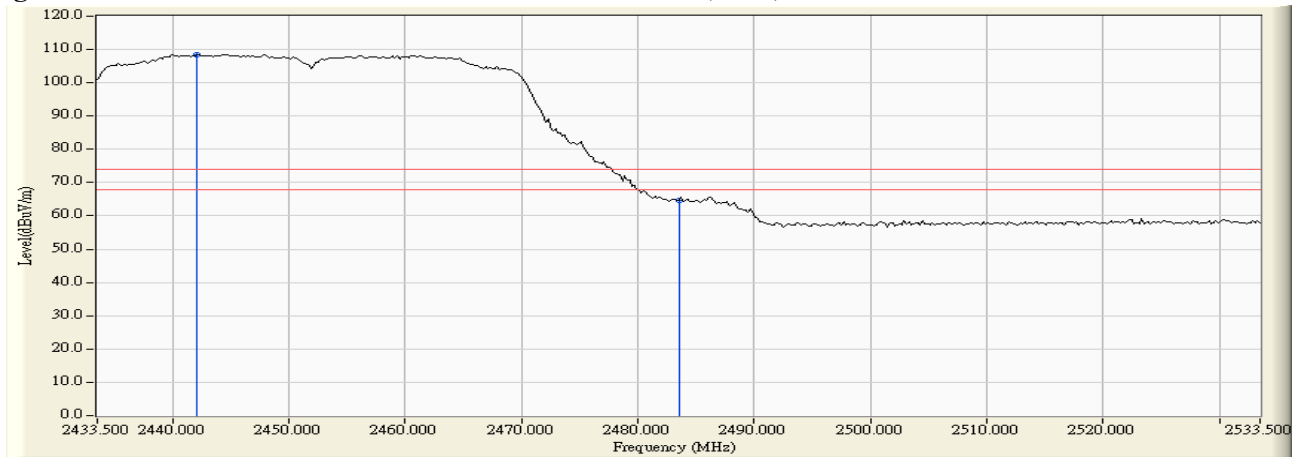
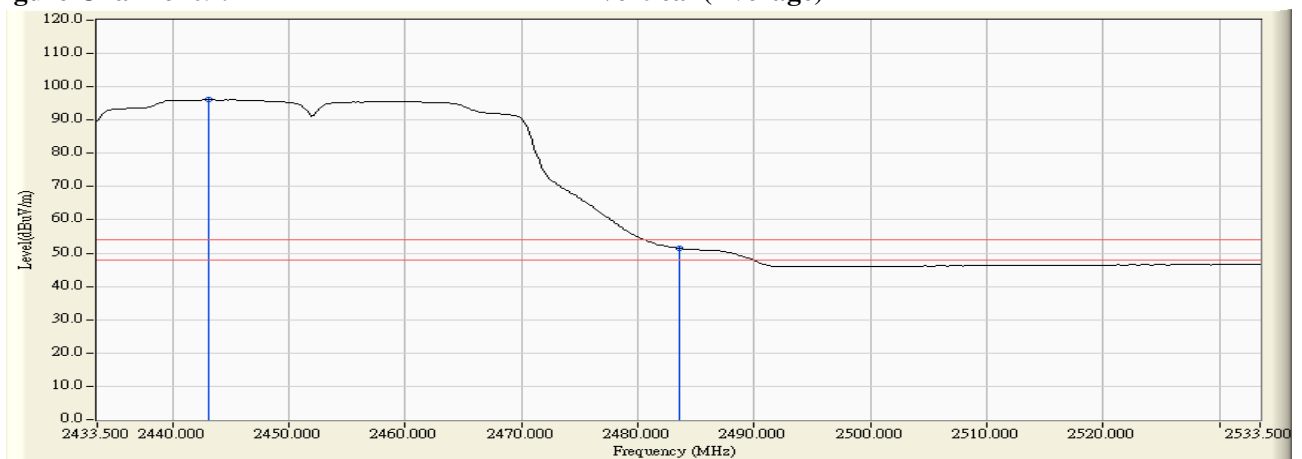


Figure Channel 09: Vertical (Average)



Note:

1. All readings above 1GHz are performed with peak and/or average measurements as necessary.
2. Peak measurements: RBW = 1MHz, VBW = 3 MHz, Sweep: Auto.
3. Average measurements: RBW = 1MHz, VBW = 10 Hz, Sweep: Auto.
4. “ * ”, means this data is the worst emission level.
5. Measurement Level = Reading Level + Correct Factor.
6. The average measurement was not performed when the peak measured data under the limit of average detection.

Product : Intel® Dual Band Wireless-AC 8260
 Test Item : Band Edge
 Test Site : No.3 OATS
 Test Mode : Mode 4 Beamforming: Transmit - 802.11n-40BW_30Mbps(2.4G Band)

RF Radiated Measurement (Horizontal):

Channel No.	Frequency (MHz)	Correct Factor (dB)	Reading Level (dBuV)	Emission Level (dBuV/m)	Peak Limit (dBuV/m)	Average Limit (dBuV/m)	Result
10 (Peak)	2446.900	33.854	70.858	104.712	--	--	Pass
10 (Peak)	2483.500	33.951	31.299	65.249	74.00	54.00	Pass
10 (Average)	2447.700	33.856	58.382	92.238	--	--	Pass
10 (Average)	2483.500	33.951	18.808	52.758	74.00	54.00	Pass

Figure Channel 10: Horizontal (Peak)

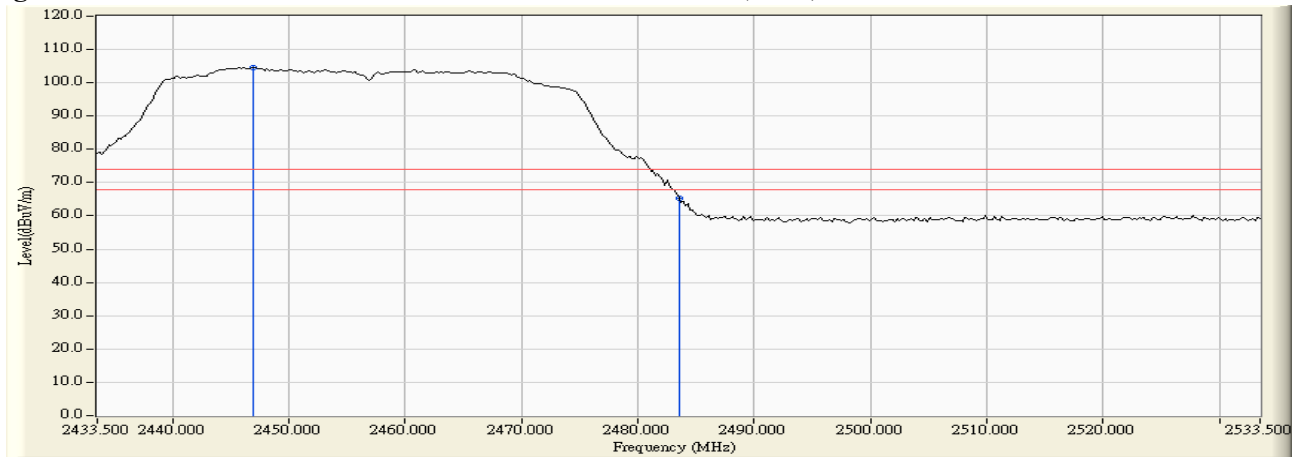
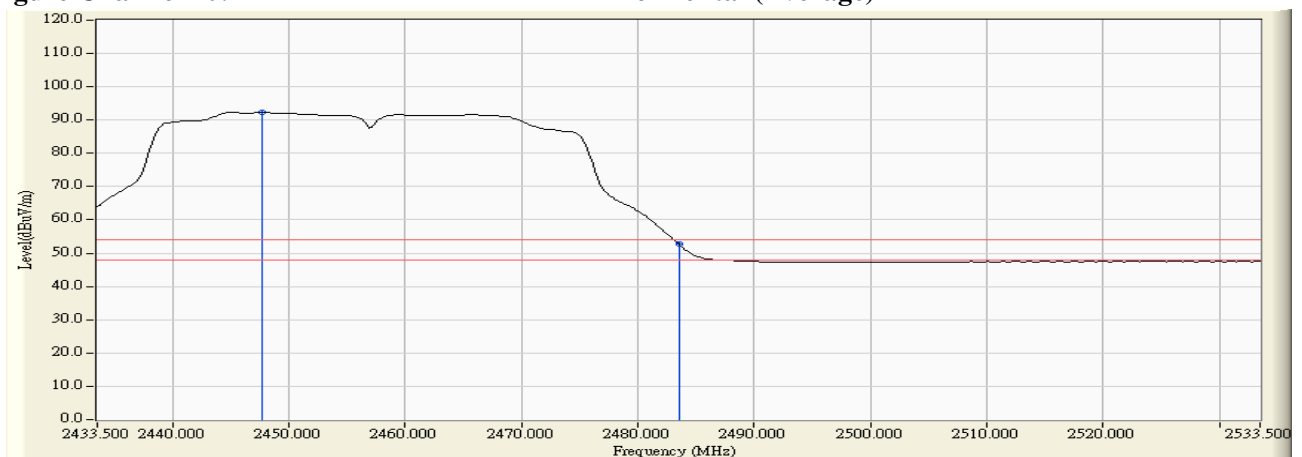


Figure Channel 10: Horizontal (Average)



Note:

1. All readings above 1GHz are performed with peak and/or average measurements as necessary.
2. Peak measurements: RBW = 1MHz, VBW = 3 MHz, Sweep: Auto.
3. Average measurements: RBW = 1MHz, VBW = 10 Hz, Sweep: Auto.
4. “ * ”, means this data is the worst emission level.
5. Measurement Level = Reading Level + Correct Factor.
6. The average measurement was not performed when the peak measured data under the limit of average detection.

Product : Intel® Dual Band Wireless-AC 8260
 Test Item : Band Edge
 Test Site : No.3 OATS
 Test Mode : Mode 4 Beamforming: Transmit - 802.11n-40BW_30Mbps(2.4G Band)

RF Radiated Measurement (Vertical):

Channel No.	Frequency (MHz)	Correct Factor (dB)	Reading Level (dBuV)	Emission Level (dBuV/m)	Peak Limit (dBuV/m)	Average Limit (dBuV/m)	Result
10 (Peak)	2446.900	32.407	69.475	101.883	--	--	Pass
10 (Peak)	2483.500	32.586	29.107	61.692	74.00	54.00	Pass
10 (Average)	2445.700	32.402	57.880	90.282	--	--	Pass
10 (Average)	2483.500	32.586	17.996	50.581	74.00	54.00	Pass

Figure Channel 10: Vertical (Peak)

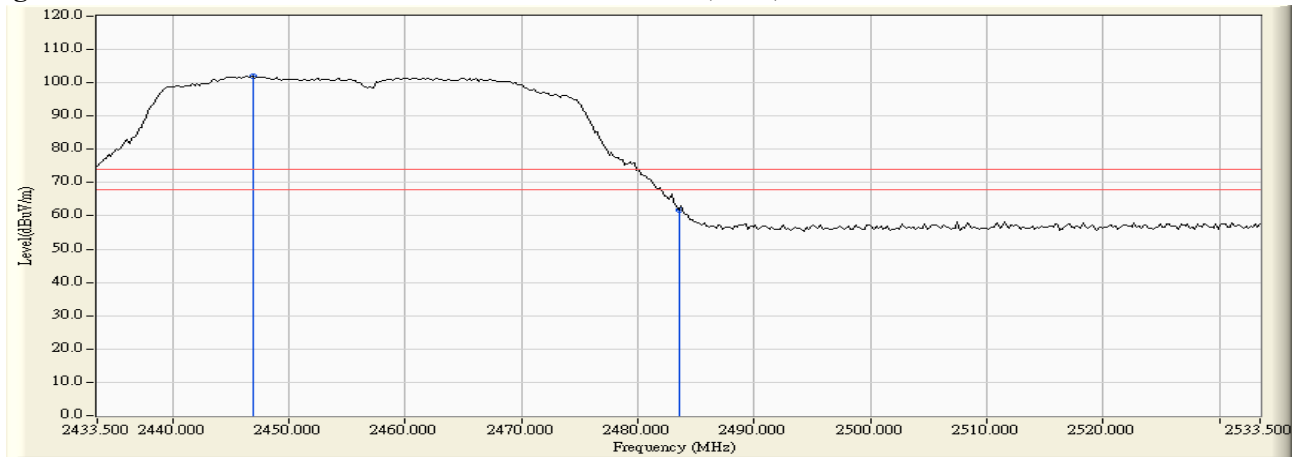
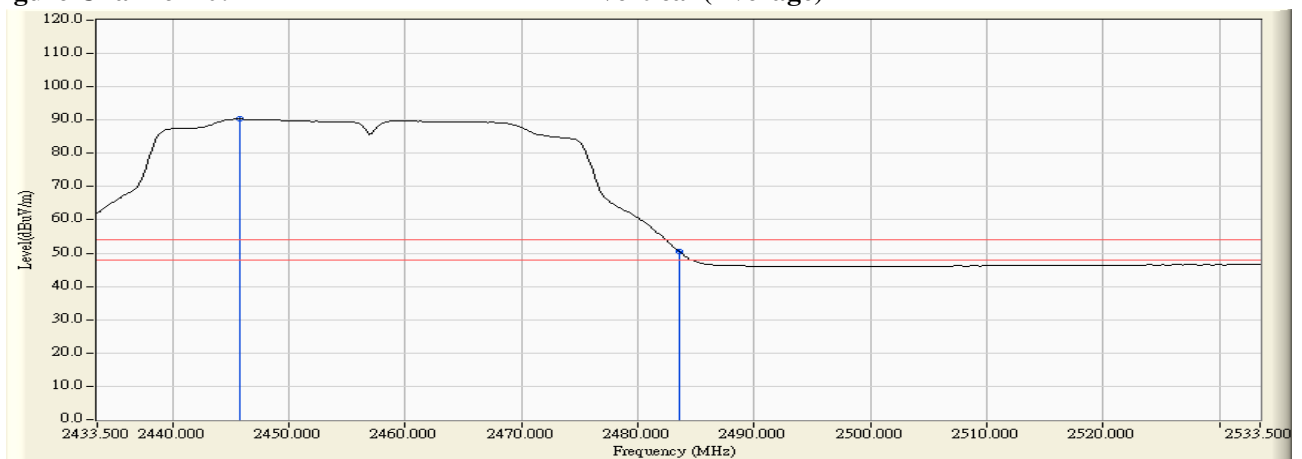


Figure Channel 10: Vertical (Average)

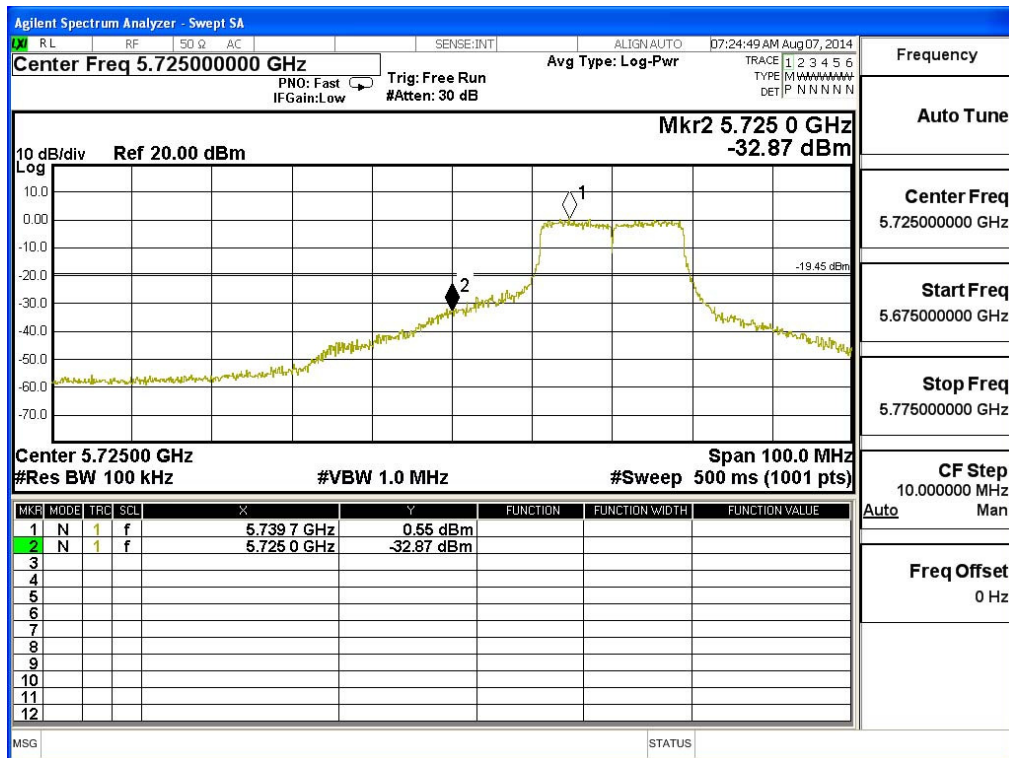


Note:

1. All readings above 1GHz are performed with peak and/or average measurements as necessary.
2. Peak measurements: RBW = 1MHz, VBW = 3 MHz, Sweep: Auto.
3. Average measurements: RBW = 1MHz, VBW = 10 Hz, Sweep: Auto.
4. “ * ”, means this data is the worst emission level.
5. Measurement Level = Reading Level + Correct Factor.
6. The average measurement was not performed when the peak measured data under the limit of average detection.

Product : Intel® Dual Band Wireless-AC 8260
 Test Item : Band Edge
 Test Site : No.3 OATS
 Test Mode : Mode 4 Beamforming: Transmit - 802.11n-20BW_14.4Mbps(5G Band)

Test Frequency (MHz)	Measurement Level Δ (dB)	Limit Δ (dB)	Result
5745	33.42	>20	PASS



Product : Intel® Dual Band Wireless-AC 8260
 Test Item : Band Edge
 Test Site : No.3 OATS
 Test Mode : Mode 4 Beamforming: Transmit - 802.11n-20BW_14.4Mbps(5G Band)

Test Frequency (MHz)	Measurement Level Δ (dB)	Limit Δ (dB)	Result
5825	40.63	>20	PASS



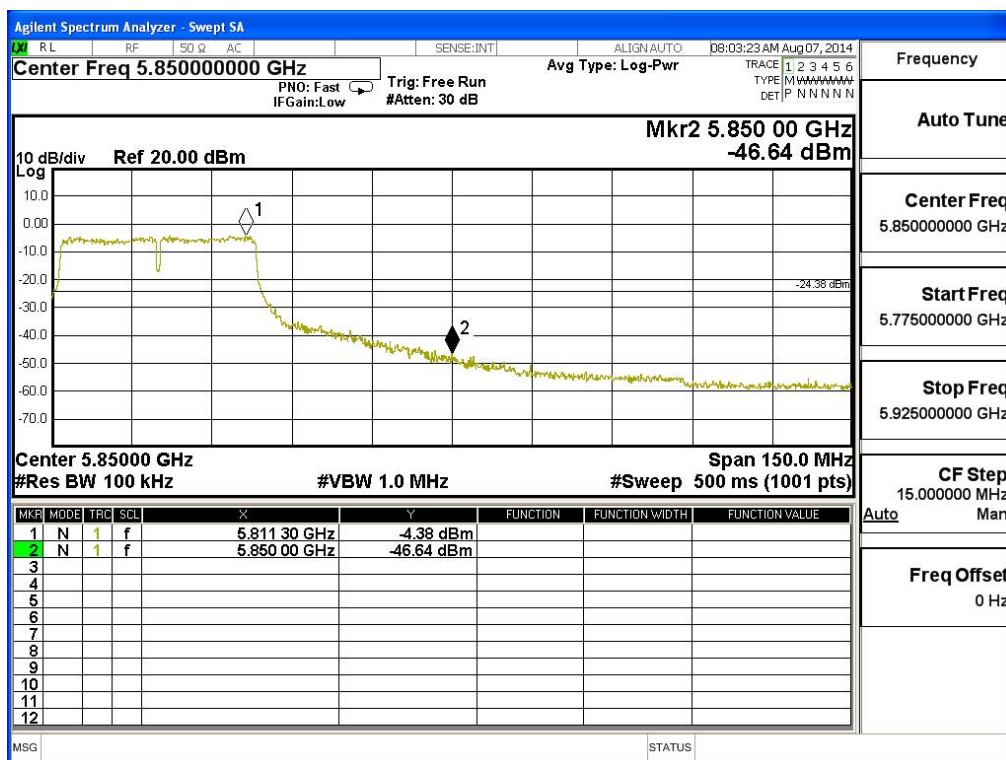
Product : Intel® Dual Band Wireless-AC 8260
 Test Item : Band Edge
 Test Site : No.3 OATS
 Test Mode : Mode 4 Beamforming: Transmit - 802.11n-40BW_30Mbps(5G Band)

Test Frequency (MHz)	Measurement Level Δ (dB)	Limit Δ (dB)	Result
5755	28.78	>20	PASS



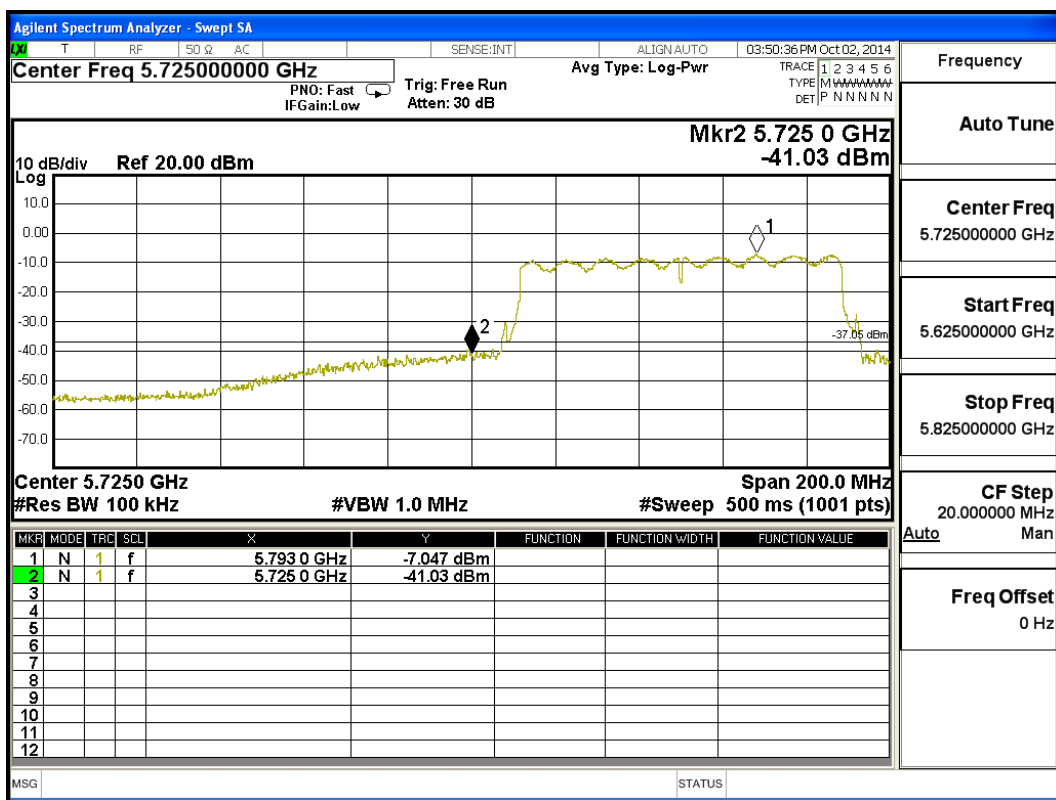
Product : Intel® Dual Band Wireless-AC 8260
 Test Item : Band Edge
 Test Site : No.3 OATS
 Test Mode : Mode 4 Beamforming: Transmit - 802.11n-40BW_30Mbps(5G Band)

Test Frequency (MHz)	Measurement Level Δ (dB)	Limit Δ (dB)	Result
5795	51.02	>20	PASS



Product : Intel® Dual Band Wireless-AC 8260
 Test Item : Band Edge
 Test Site : No.3 OATS
 Test Mode : Mode 4 Beamforming: Transmit - 802.11ac-80BW_65Mbps(5G Band)

Test Frequency (MHz)	Measurement Level Δ (dB)	Limit Δ (dB)	Result
5775	33.983	>30	PASS



7. Occupied Bandwidth

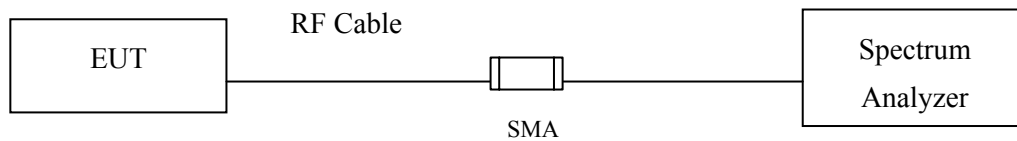
7.1. Test Equipment

	Equipment	Manufacturer	Model No./Serial No.	Last Cal.
	Spectrum Analyzer	R&S	FSP40 / 100170	Jun, 2014
	Spectrum Analyzer	Agilent	E4407B / US39440758	Jun, 2014
X	Spectrum Analyzer	Agilent	N9010A / MY48030495	Apr., 2015

Note:

1. All equipments are calibrated with traceable calibrations. Each calibration is traceable to the national or international standards.
2. The test instruments marked with “X” are used to measure the final test results.

7.2. Test Setup



7.3. Limits

The minimum bandwidth shall be at least 500 kHz.

7.4. Test Procedure

The EUT was setup according to ANSI C63.10, 2009; tested according to DTS test procedure of KDB558074 for compliance to FCC 47CFR 15.247 requirements.

7.5. Uncertainty

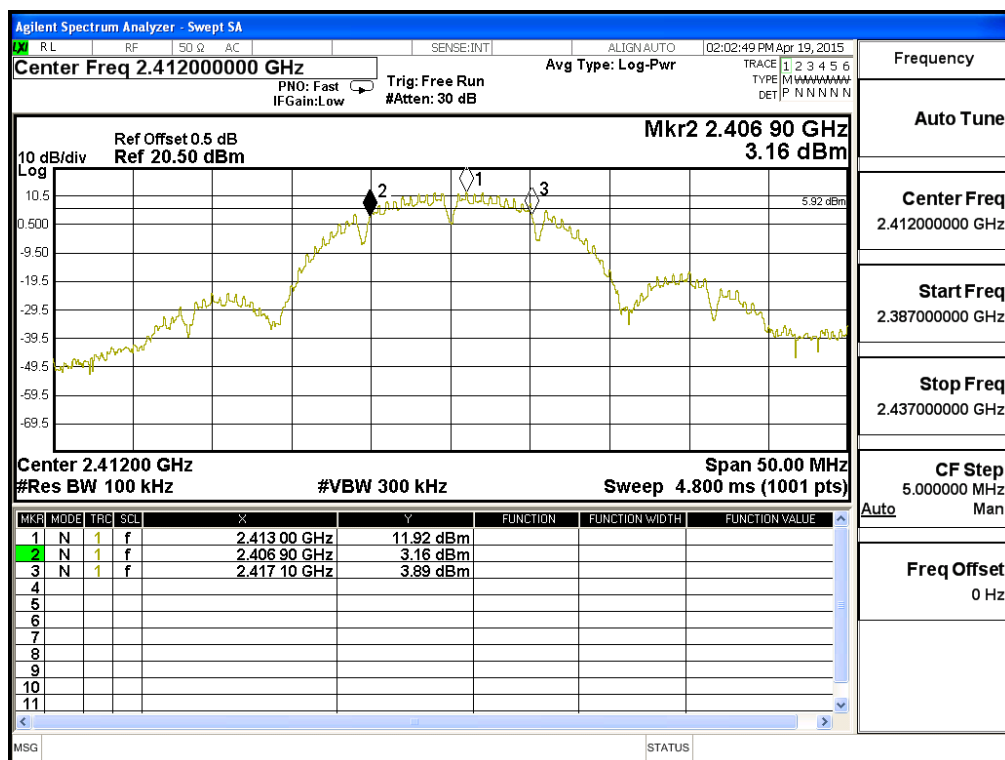
$\pm 150\text{Hz}$

7.6. Test Result of Occupied Bandwidth

Product : Intel® Dual Band Wireless-AC 8260
 Test Item : Occupied Bandwidth Data
 Test Site : No.3 OATS
 Test Mode : Mode 1 SISO A: Transmit (802.11b 1Mbps) (2412MHz)

Channel No.	Frequency (MHz)	Measurement Level (kHz)	Required Limit (kHz)	Result
1	2412.00	10200	>500	Pass

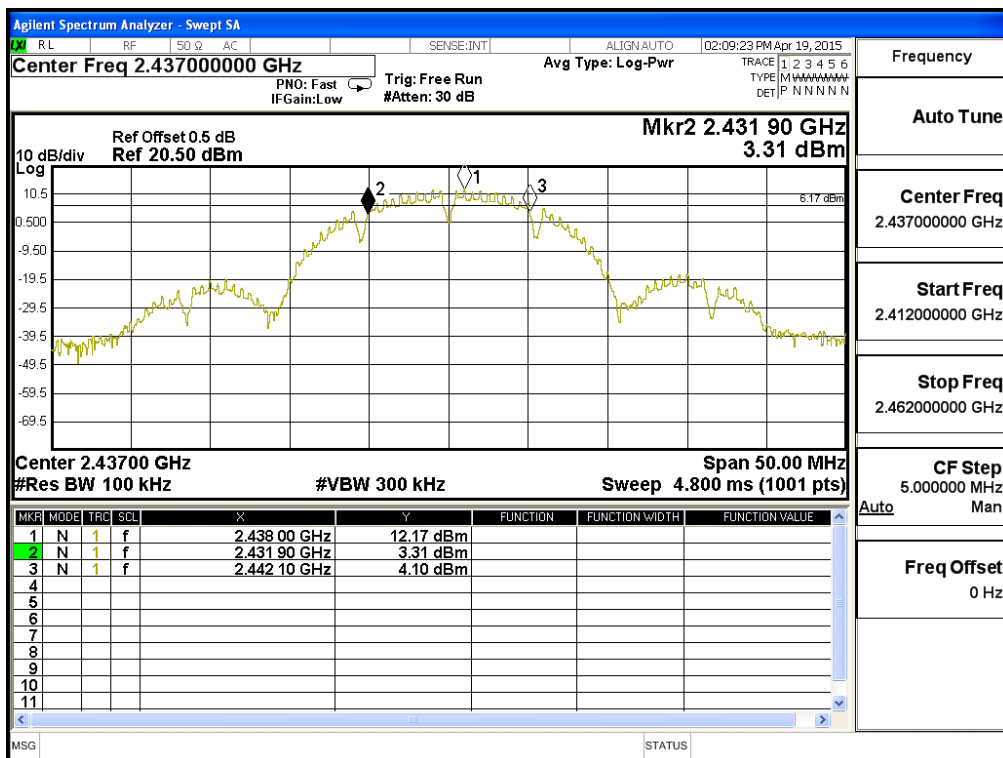
Figure Channel 1:



Product : Intel® Dual Band Wireless-AC 8260
 Test Item : Occupied Bandwidth Data
 Test Site : No.3 OATS
 Test Mode : Mode 1 SISO A: Transmit (802.11b 1Mbps) (2437MHz)

Channel No.	Frequency (MHz)	Measurement Level (kHz)	Required Limit (kHz)	Result
6	2437.00	10200	>500	Pass

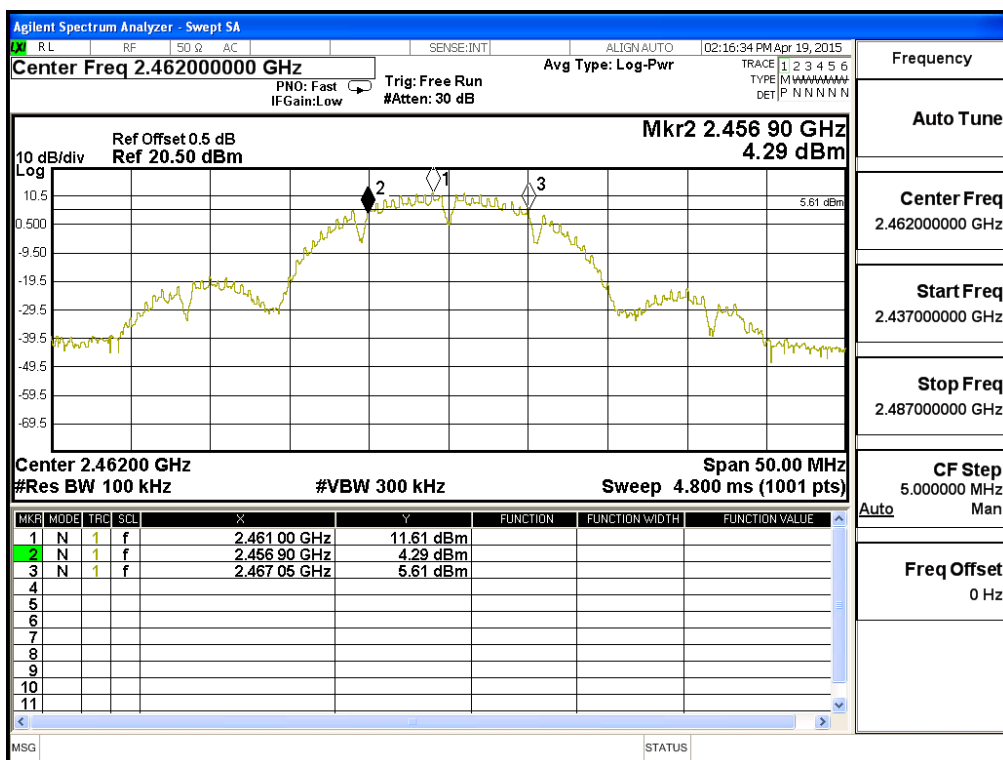
Figure Channel 6:



Product : Intel® Dual Band Wireless-AC 8260
 Test Item : Occupied Bandwidth Data
 Test Site : No.3 OATS
 Test Mode : Mode 1 SISO A: Transmit (802.11b 1Mbps) (2462MHz)

Channel No.	Frequency (MHz)	Measurement Level (kHz)	Required Limit (kHz)	Result
11	2462.00	10150	>500	Pass

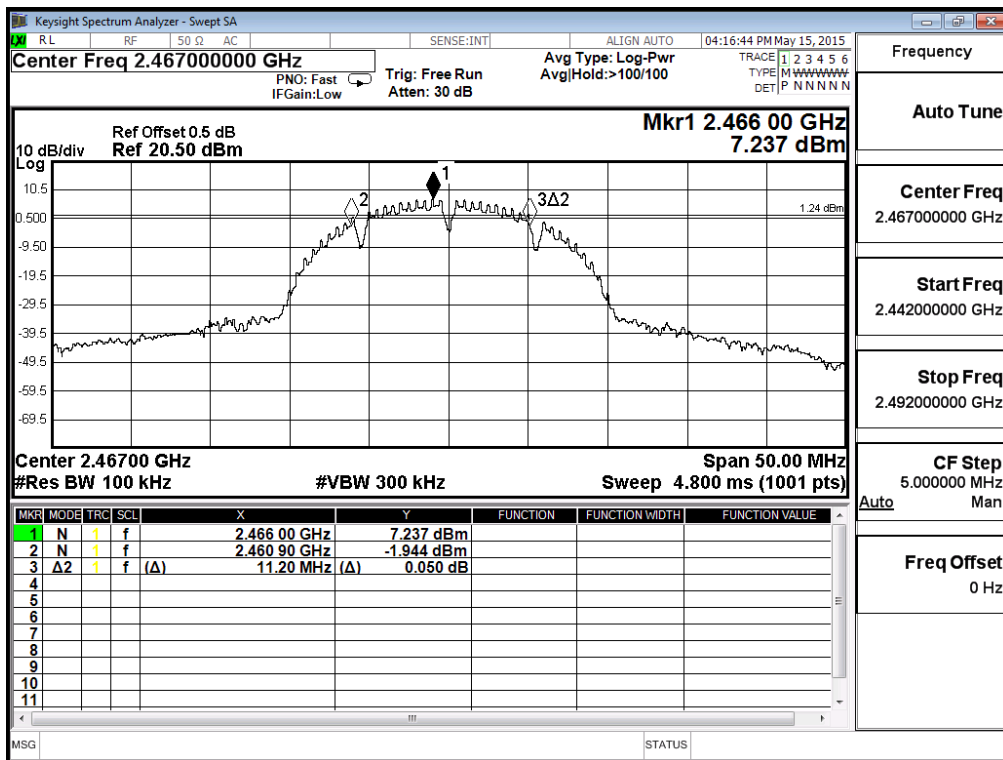
Figure Channel 11:



Product : Intel® Dual Band Wireless-AC 8260
 Test Item : Occupied Bandwidth Data
 Test Site : No.3 OATS
 Test Mode : Mode 1 SISO A: Transmit (802.11b 1Mbps) (2467MHz)

Channel No.	Frequency (MHz)	Measurement Level (kHz)	Required Limit (kHz)	Result
12	2467.00	11200	>500	Pass

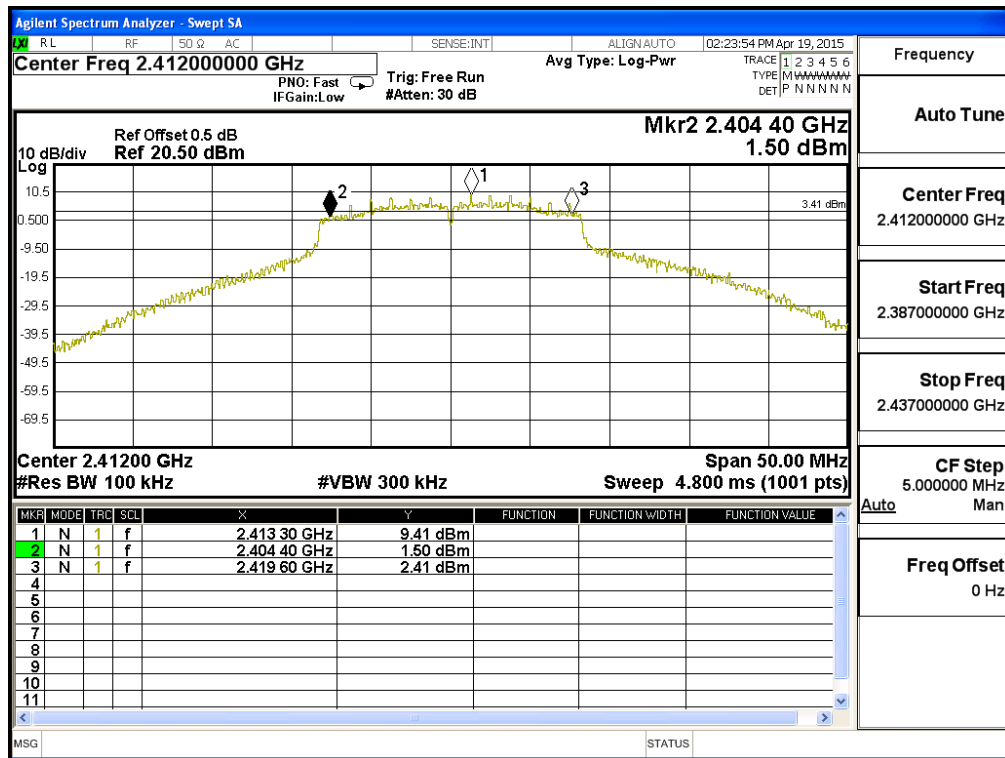
Figure Channel 12:



Product : Intel® Dual Band Wireless-AC 8260
 Test Item : Occupied Bandwidth Data
 Test Site : No.3 OATS
 Test Mode : Mode 1 SISO A: Transmit (802.11g 6Mbps) (2412MHz)

Channel No.	Frequency (MHz)	Measurement Level (kHz)	Required Limit (kHz)	Result
1	2412.00	15200	>500	Pass

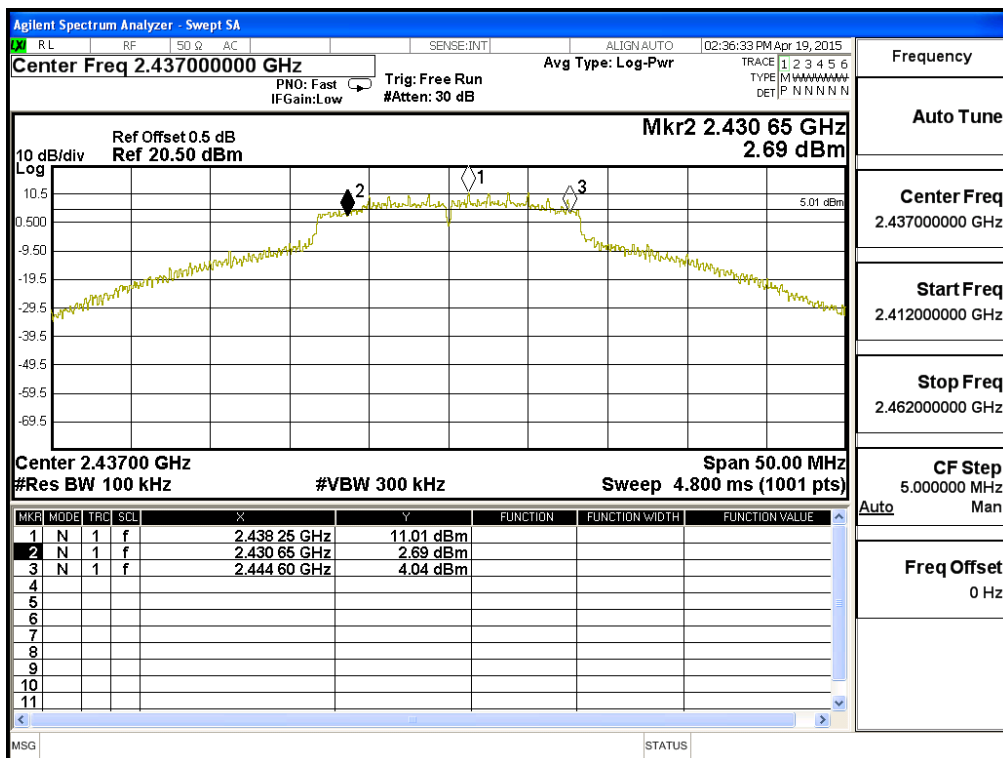
Figure Channel 1:



Product : Intel® Dual Band Wireless-AC 8260
 Test Item : Occupied Bandwidth Data
 Test Site : No.3 OATS
 Test Mode : Mode 1 SISO A: Transmit (802.11g 6Mbps) (2437MHz)

Channel No.	Frequency (MHz)	Measurement Level (kHz)	Required Limit (kHz)	Result
6	2437.00	13950	>500	Pass

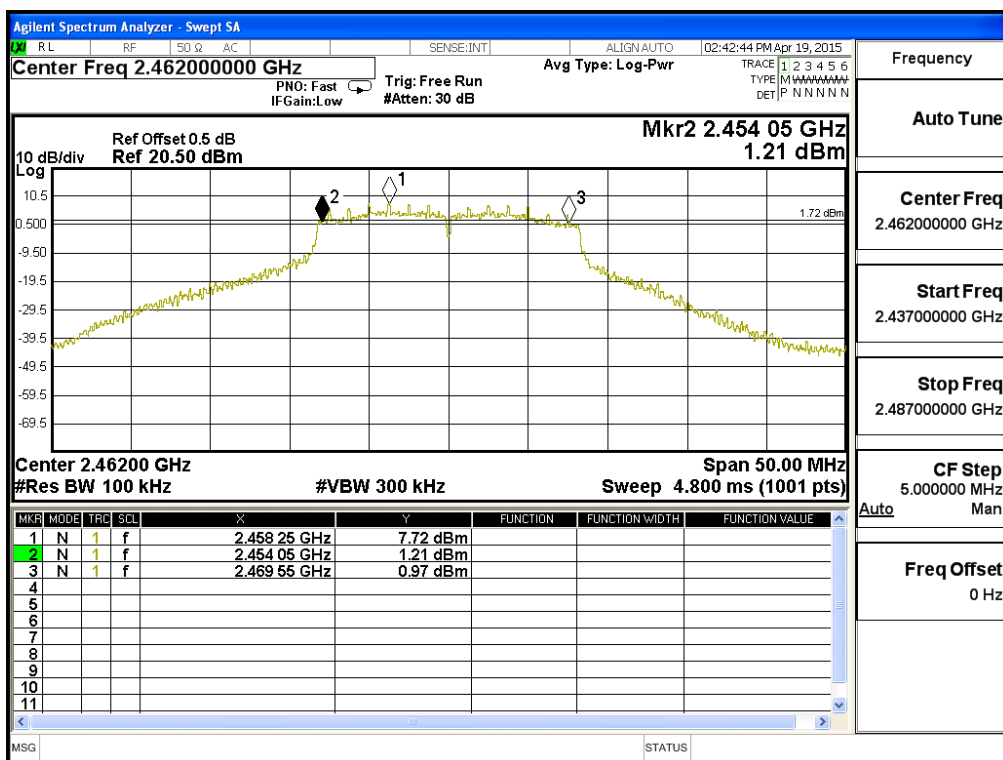
Figure Channel 6:



Product : Intel® Dual Band Wireless-AC 8260
 Test Item : Occupied Bandwidth Data
 Test Site : No.3 OATS
 Test Mode : Mode 1 SISO A: Transmit (802.11g 6Mbps) (2462MHz)

Channel No.	Frequency (MHz)	Measurement Level (kHz)	Required Limit (kHz)	Result
11	2462.00	15500	>500	Pass

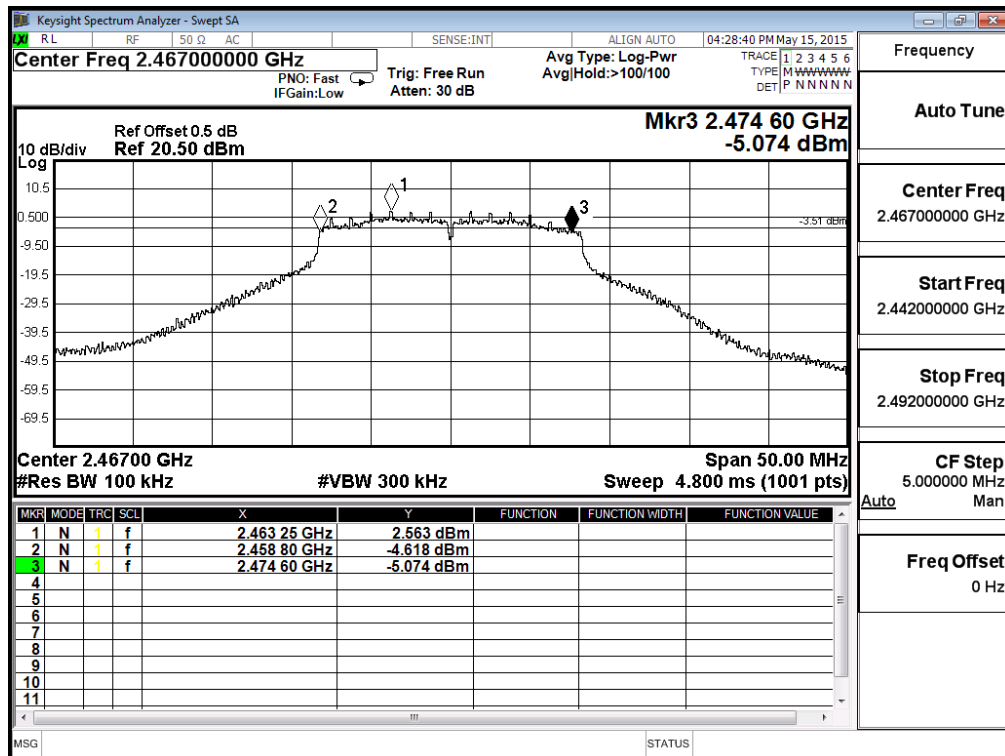
Figure Channel 11:



Product : Intel® Dual Band Wireless-AC 8260
 Test Item : Occupied Bandwidth Data
 Test Site : No.3 OATS
 Test Mode : Mode 1 SISO A: Transmit (802.11g 6Mbps) (2467MHz)

Channel No.	Frequency (MHz)	Measurement Level (kHz)	Required Limit (kHz)	Result
12	2467.00	15800	>500	Pass

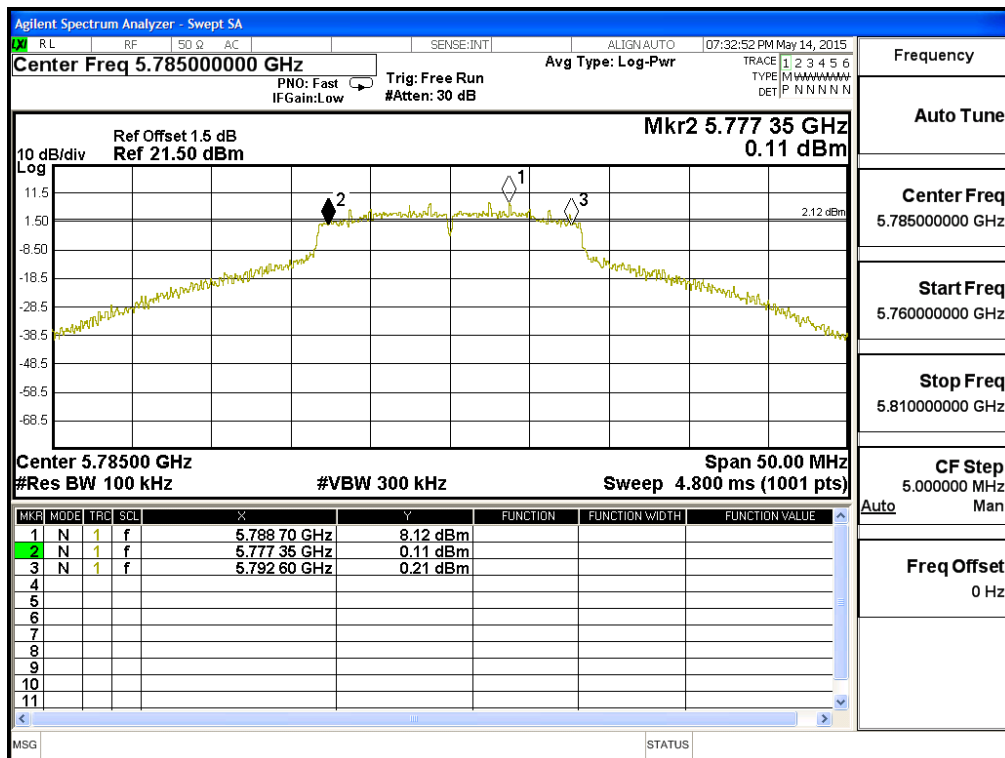
Figure Channel 12:



Product : Intel® Dual Band Wireless-AC 8260
 Test Item : Occupied Bandwidth Data
 Test Site : No.3 OATS
 Test Mode : Mode 1 SISO A: Transmit - 802.11a 6Mbps (5785MHz)

Channel No.	Frequency (MHz)	Measurement Level (kHz)	Required Limit (kHz)	Result
157	5785.00	15250	>500	Pass

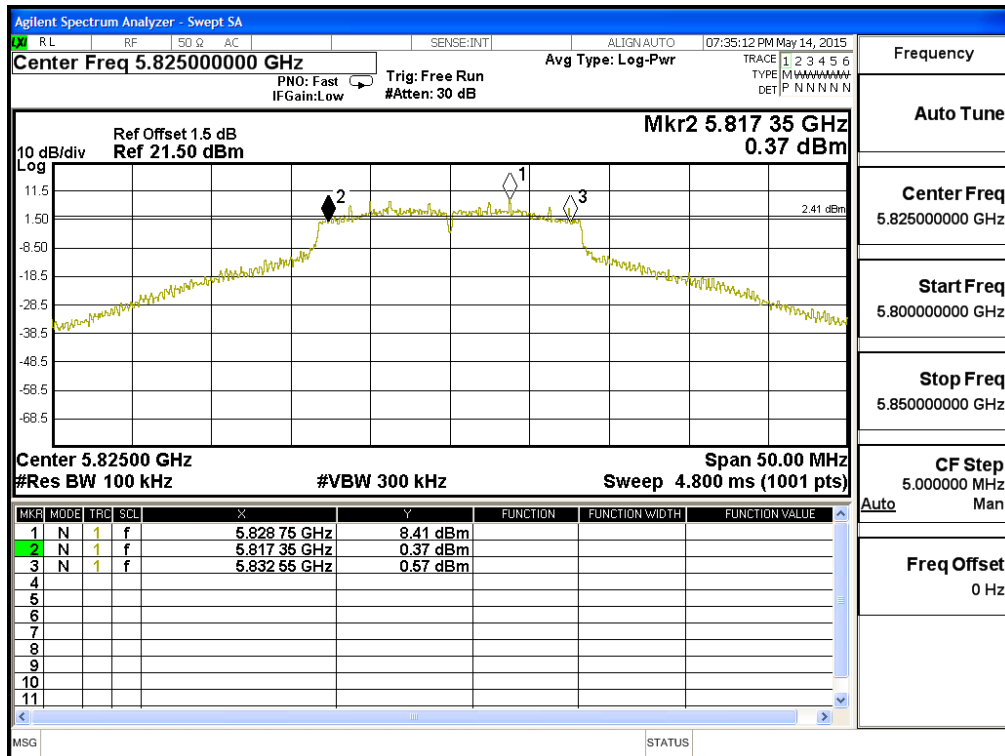
Figure Channel 157:



Product : Intel® Dual Band Wireless-AC 8260
 Test Item : Occupied Bandwidth Data
 Test Site : No.3 OATS
 Test Mode : Mode 1 SISO A: Transmit - 802.11a 6Mbps (5825MHz)

Channel No.	Frequency (MHz)	Measurement Level (kHz)	Required Limit (kHz)	Result
165	5825.00	15200	>500	Pass

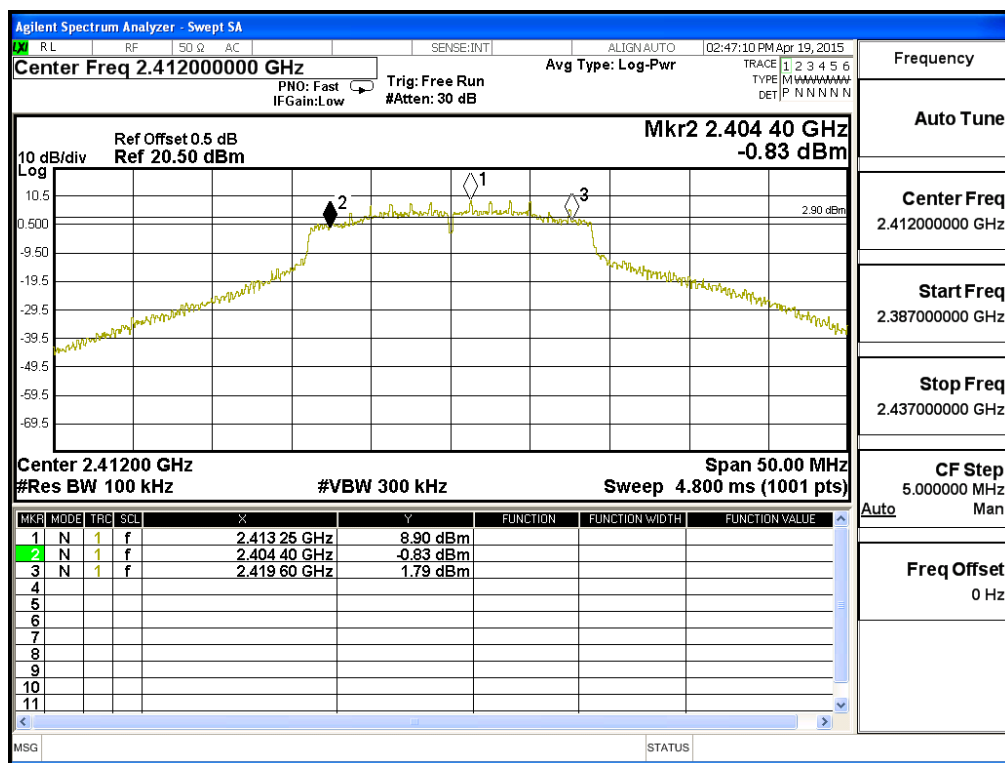
Figure Channel 165:



Product : Intel® Dual Band Wireless-AC 8260
 Test Item : Occupied Bandwidth Data
 Test Site : No.3 OATS
 Test Mode : Mode 1 SISO A: Transmit - 802.11n-20BW_7.2Mbps(2.4G Band) (2412MHz)

Channel No.	Frequency (MHz)	Measurement Level (kHz)	Required Limit (kHz)	Result
1	2412.00	15200	>500	Pass

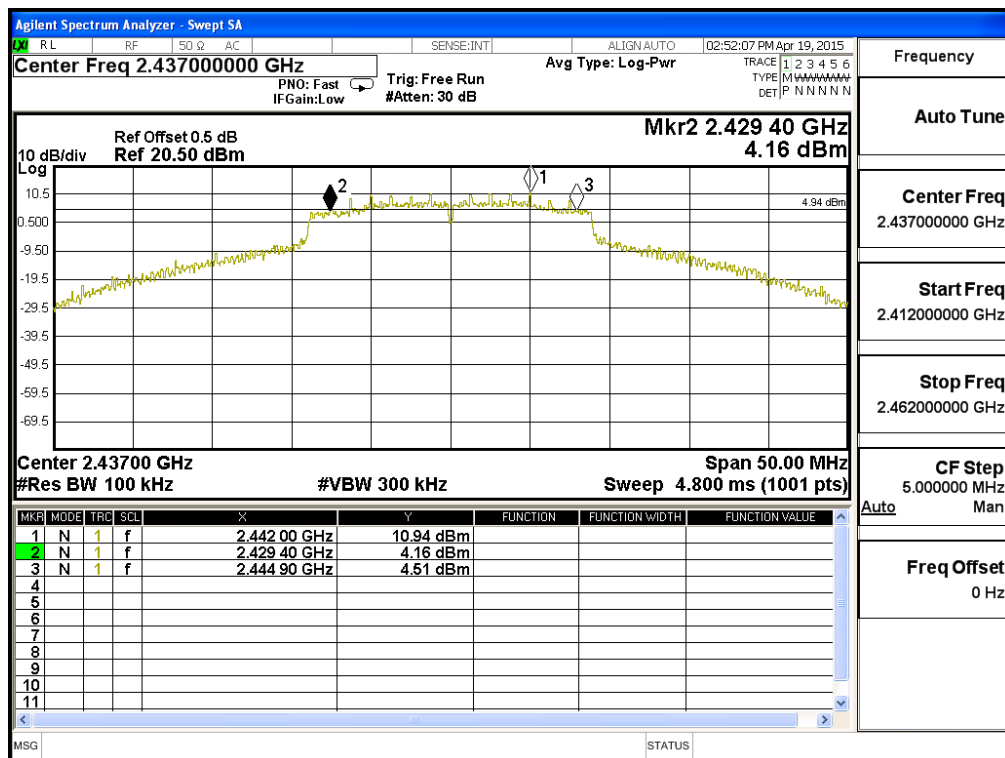
Figure Channel 1:



Product : Intel® Dual Band Wireless-AC 8260
 Test Item : Occupied Bandwidth Data
 Test Site : No.3 OATS
 Test Mode : Mode 1 SISO A: Transmit - 802.11n-20BW_7.2Mbps(2.4G Band) (2437MHz)

Channel No.	Frequency (MHz)	Measurement Level (kHz)	Required Limit (kHz)	Result
6	2437.00	15500	>500	Pass

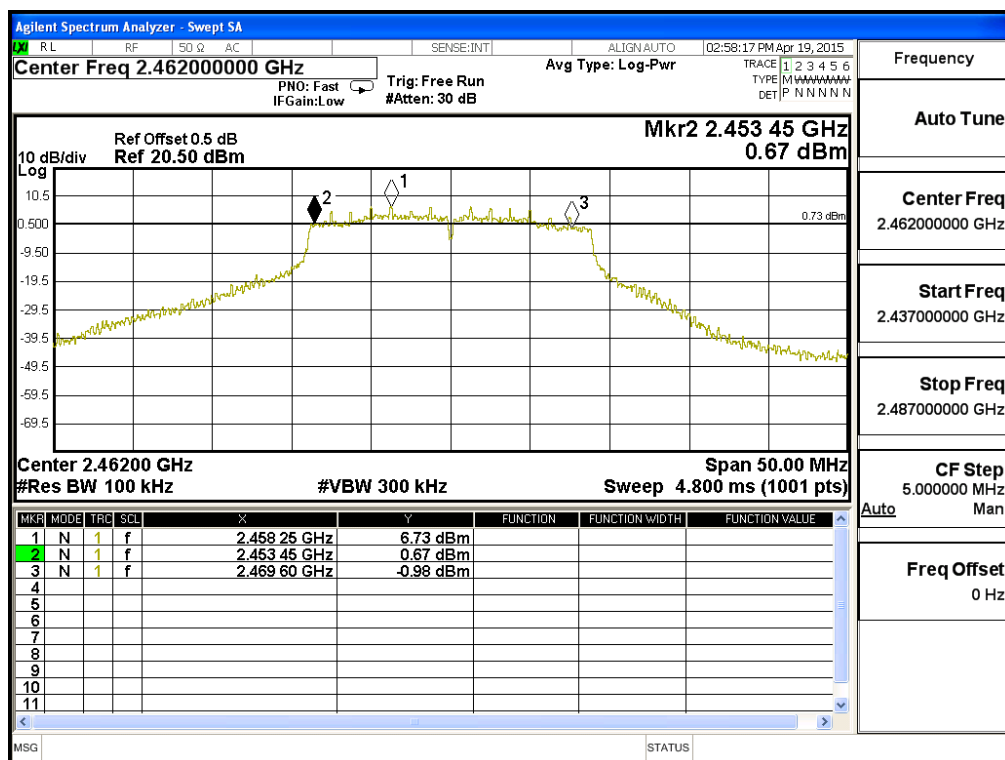
Figure Channel 6:



Product : Intel® Dual Band Wireless-AC 8260
 Test Item : Occupied Bandwidth Data
 Test Site : No.3 OATS
 Test Mode : Mode 1 SISO A: Transmit - 802.11n-20BW_7.2Mbps(2.4G Band) (2462MHz)

Channel No.	Frequency (MHz)	Measurement Level (kHz)	Required Limit (kHz)	Result
11	2462.00	16150	>500	Pass

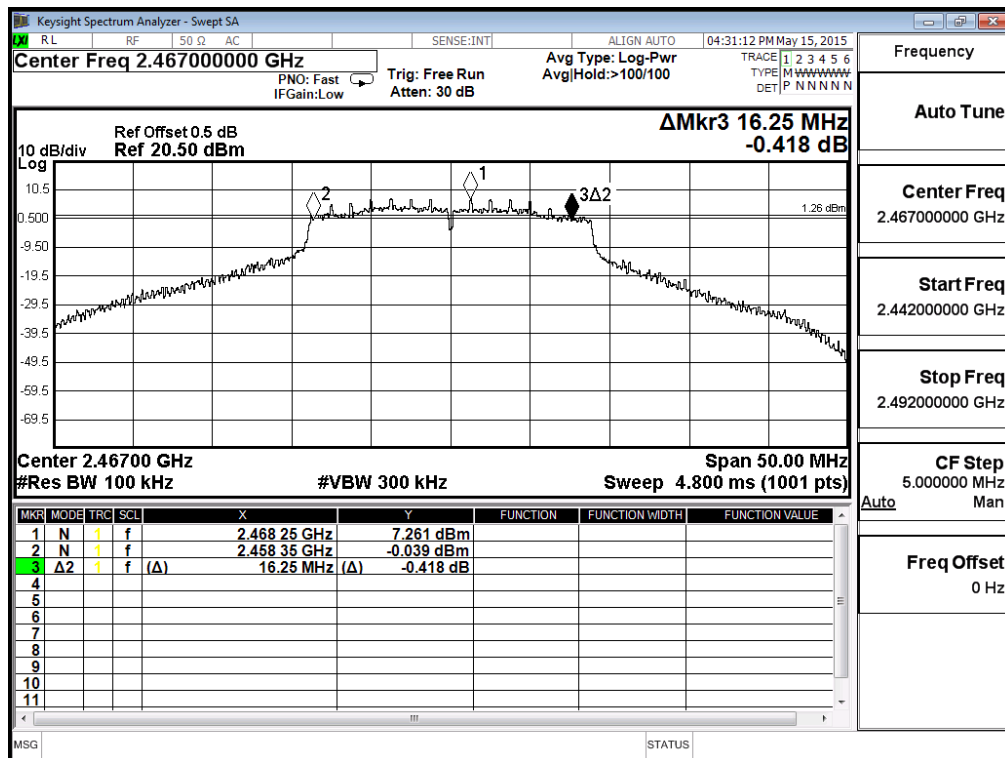
Figure Channel 11:



Product : Intel® Dual Band Wireless-AC 8260
 Test Item : Occupied Bandwidth Data
 Test Site : No.3 OATS
 Test Mode : Mode 1 SISO A: Transmit - 802.11n-20BW_7.2Mbps(2.4G Band) (2467MHz)

Channel No.	Frequency (MHz)	Measurement Level (kHz)	Required Limit (kHz)	Result
12	2467.00	16250	>500	Pass

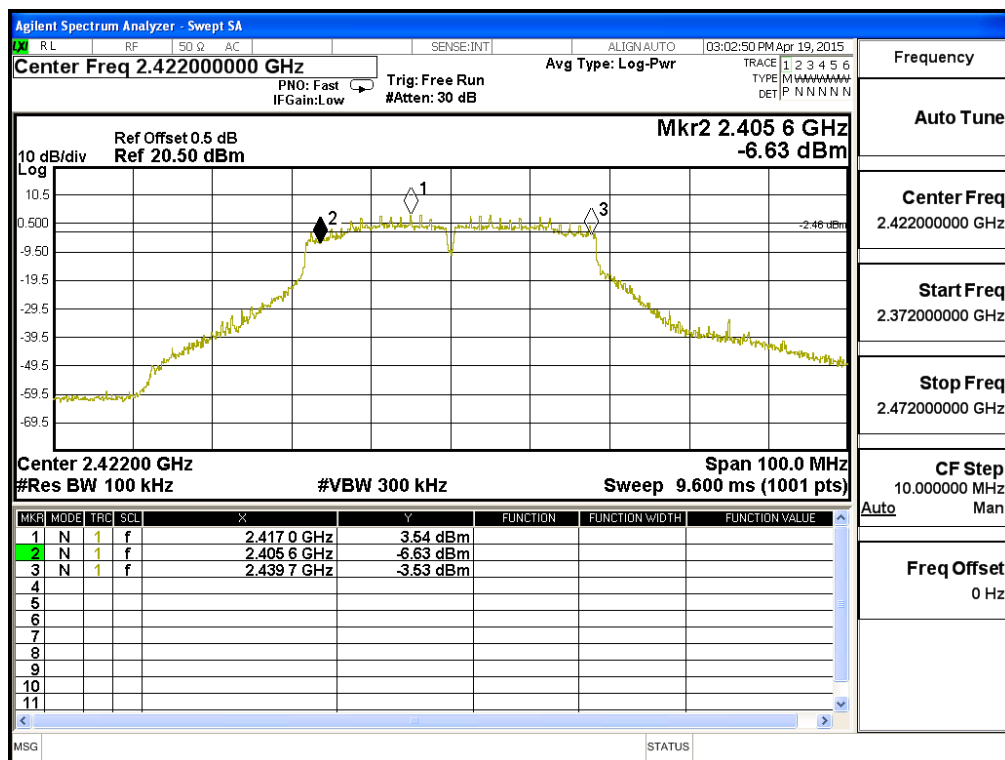
Figure Channel 12:



Product : Intel® Dual Band Wireless-AC 8260
 Test Item : Occupied Bandwidth Data
 Test Site : No.3 OATS
 Test Mode : Mode 1 SISO A: Transmit - 802.11n-40BW_15Mbps(2.4G Band) (2422MHz)

Channel No.	Frequency (MHz)	Measurement Level (kHz)	Required Limit (kHz)	Result
3	2422.00	34100	>500	Pass

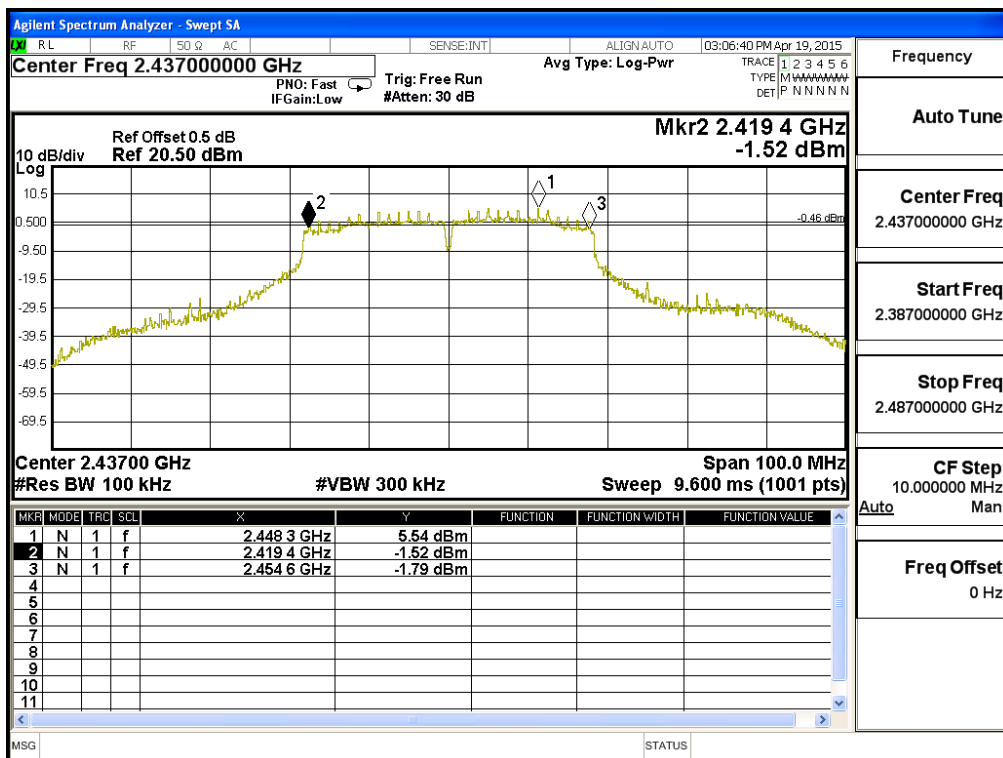
Figure Channel 3:



Product : Intel® Dual Band Wireless-AC 8260
 Test Item : Occupied Bandwidth Data
 Test Site : No.3 OATS
 Test Mode : Mode 1 SISO A: Transmit - 802.11n-40BW_15Mbps(2.4G Band) (2437MHz)

Channel No.	Frequency (MHz)	Measurement Level (kHz)	Required Limit (kHz)	Result
6	2437.00	35200	>500	Pass

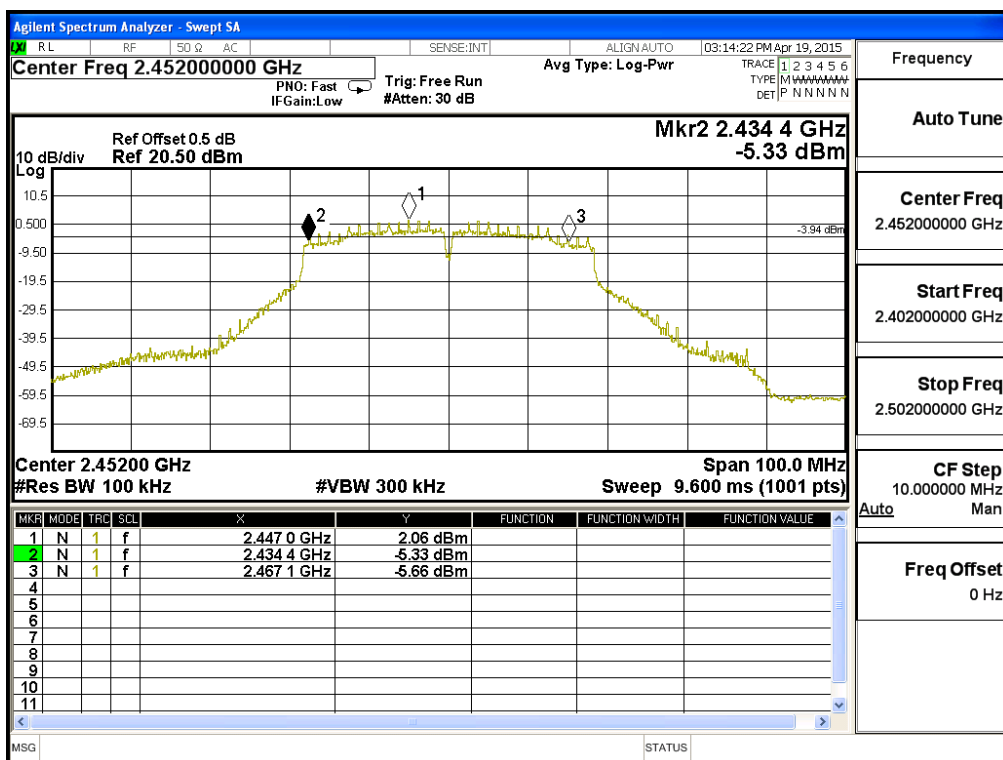
Figure Channel 6:



Product : Intel® Dual Band Wireless-AC 8260
 Test Item : Occupied Bandwidth Data
 Test Site : No.3 OATS
 Test Mode : Mode 1 SISO A: Transmit - 802.11n-40BW_15Mbps(2.4G Band) (2452MHz)

Channel No.	Frequency (MHz)	Measurement Level (kHz)	Required Limit (kHz)	Result
9	2452.00	32700	>500	Pass

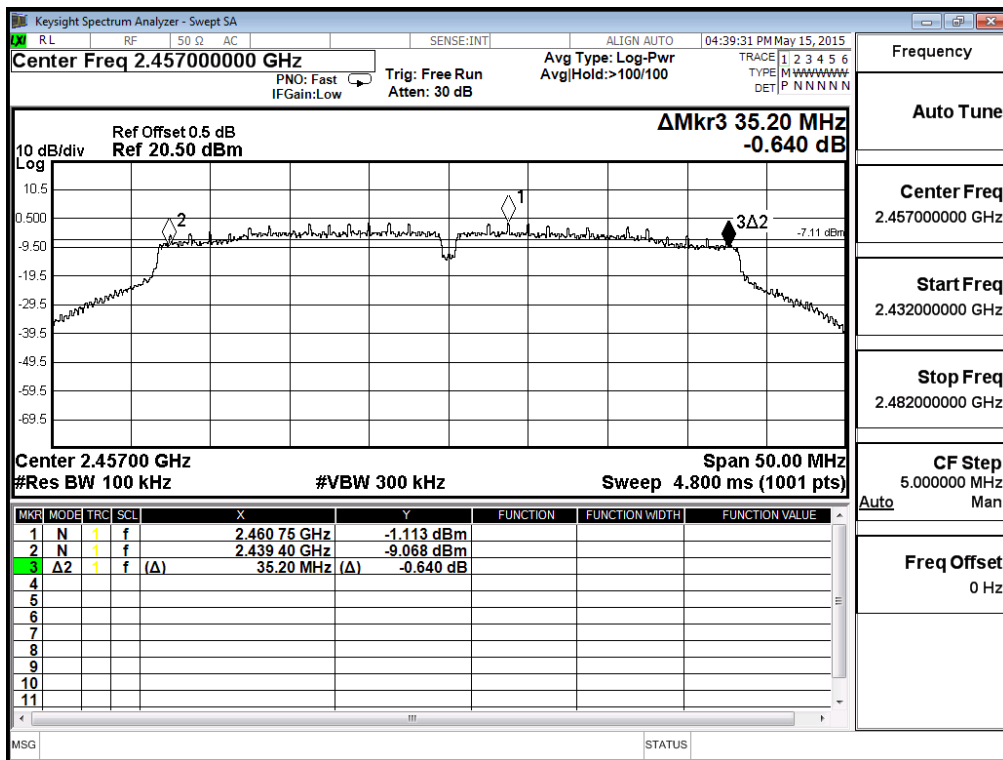
Figure Channel 9:



Product : Intel® Dual Band Wireless-AC 8260
 Test Item : Occupied Bandwidth Data
 Test Site : No.3 OATS
 Test Mode : Mode 1 SISO A: Transmit - 802.11n-40BW_15Mbps(2.4G Band) (2457MHz)

Channel No.	Frequency (MHz)	Measurement Level (kHz)	Required Limit (kHz)	Result
10	2457.00	35200	>500	Pass

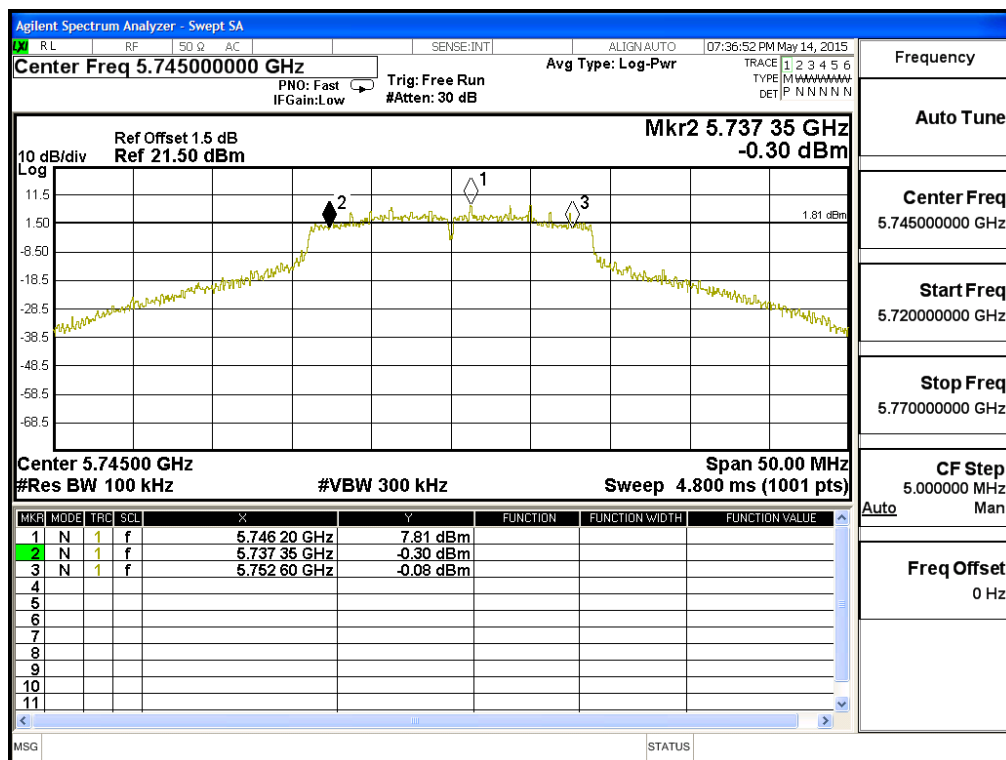
Figure Channel 10:



Product : Intel® Dual Band Wireless-AC 8260
 Test Item : Occupied Bandwidth Data
 Test Site : No.3 OATS
 Test Mode : Mode 1 SISO A: Transmit - 802.11n-20BW_7.2Mbps(5G Band) (5745MHz)

Channel No.	Frequency (MHz)	Measurement Level (kHz)	Required Limit (kHz)	Result
149	5745.00	15250	>500	Pass

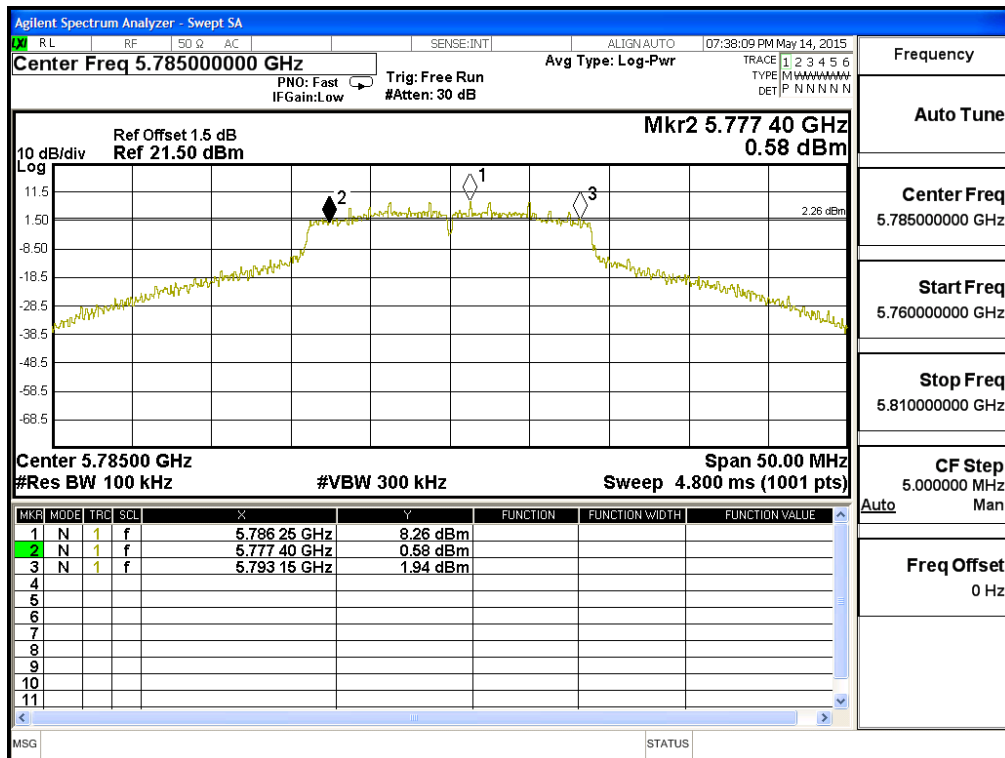
Figure Channel 149:



Product : Intel® Dual Band Wireless-AC 8260
 Test Item : Occupied Bandwidth Data
 Test Site : No.3 OATS
 Test Mode : Mode 1 SISO A: Transmit - 802.11n-20BW_7.2Mbps(5G Band) (5785MHz)

Channel No.	Frequency (MHz)	Measurement Level (kHz)	Required Limit (kHz)	Result
157	5785.00	15750	>500	Pass

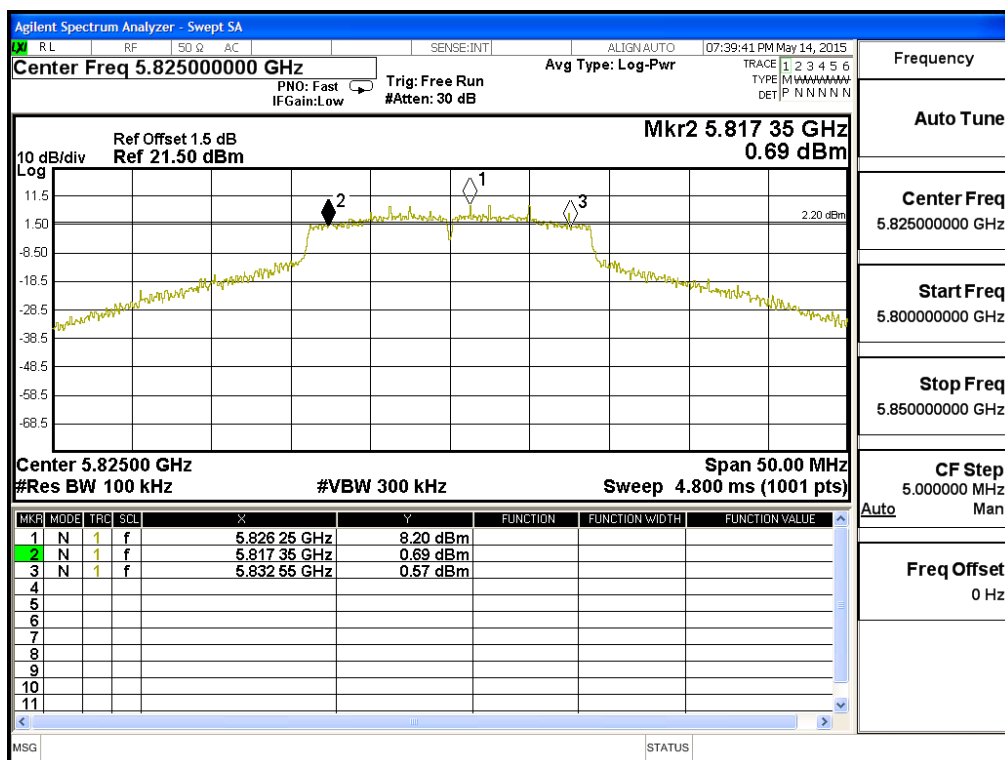
Figure Channel 157:



Product : Intel® Dual Band Wireless-AC 8260
 Test Item : Occupied Bandwidth Data
 Test Site : No.3 OATS
 Test Mode : Mode 1 SISO A: Transmit - 802.11n-20BW_7.2Mbps(5G Band) (5825MHz)

Channel No.	Frequency (MHz)	Measurement Level (kHz)	Required Limit (kHz)	Result
165	5825.00	15200	>500	Pass

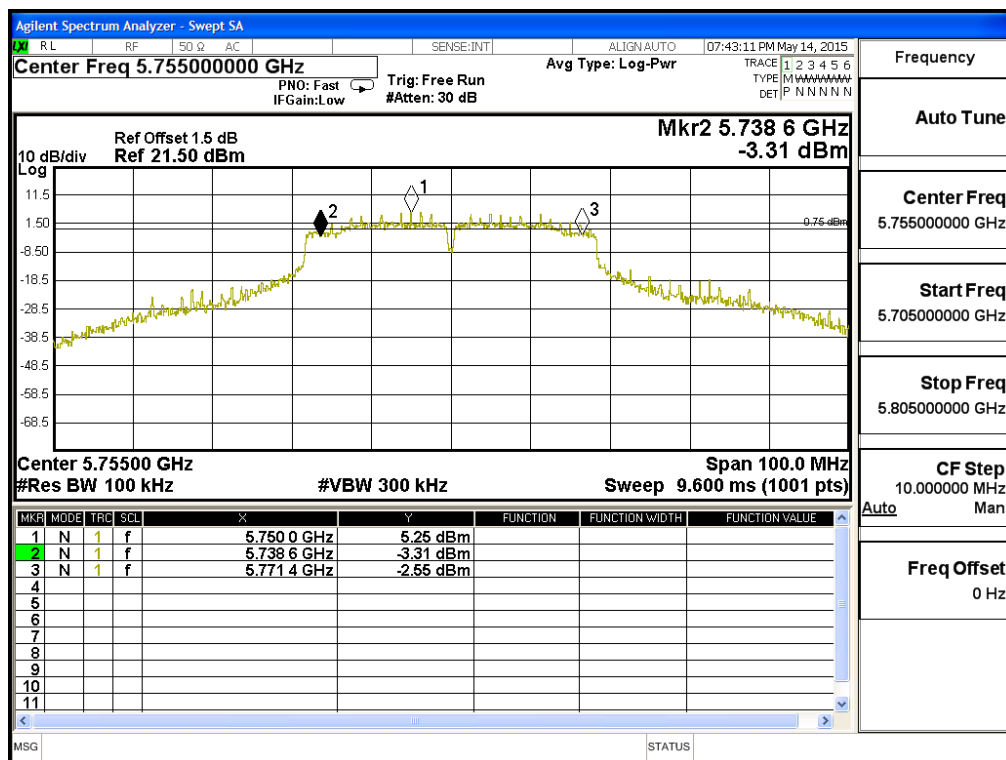
Figure Channel 165:



Product : Intel® Dual Band Wireless-AC 8260
 Test Item : Occupied Bandwidth Data
 Test Site : No.3 OATS
 Test Mode : Mode 1 SISO A: Transmit - 802.11n-40BW_15Mbps(5G Band) (5755MHz)

Channel No.	Frequency (MHz)	Measurement Level (kHz)	Required Limit (kHz)	Result
151	5755.00	32800	>500	Pass

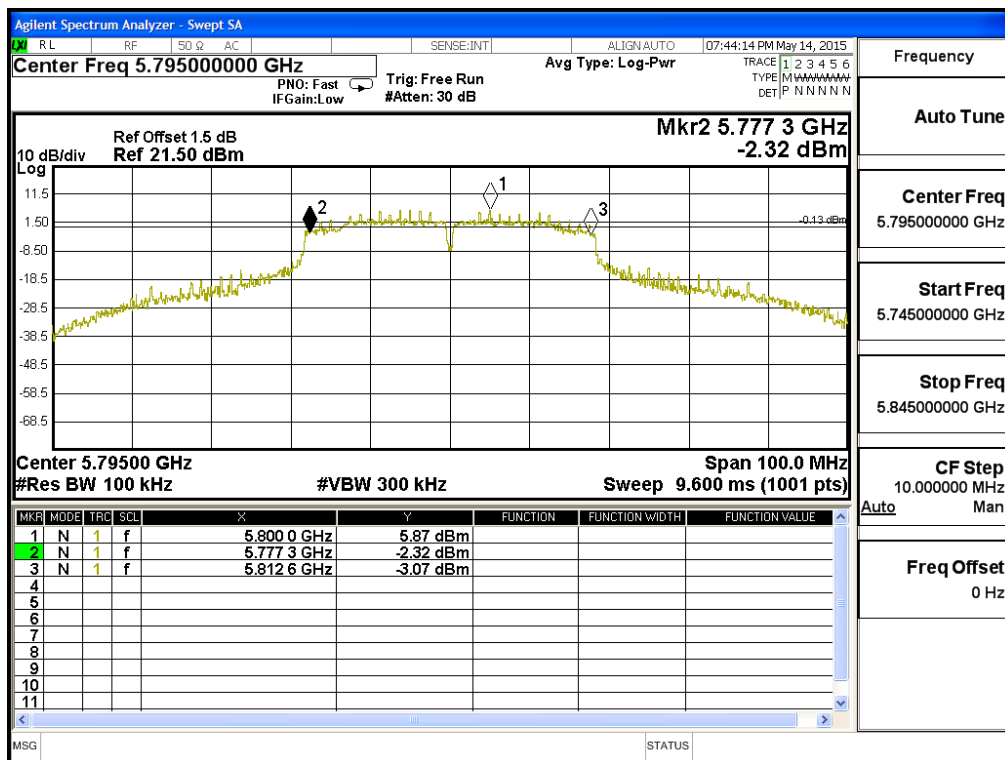
Figure Channel 151:



Product : Intel® Dual Band Wireless-AC 8260
 Test Item : Occupied Bandwidth Data
 Test Site : No.3 OATS
 Test Mode : Mode 1 SISO A: Transmit - 802.11n-40BW_15Mbps(5G Band) (5795MHz)

Channel No.	Frequency (MHz)	Measurement Level (kHz)	Required Limit (kHz)	Result
159	5795.00	35300	>500	Pass

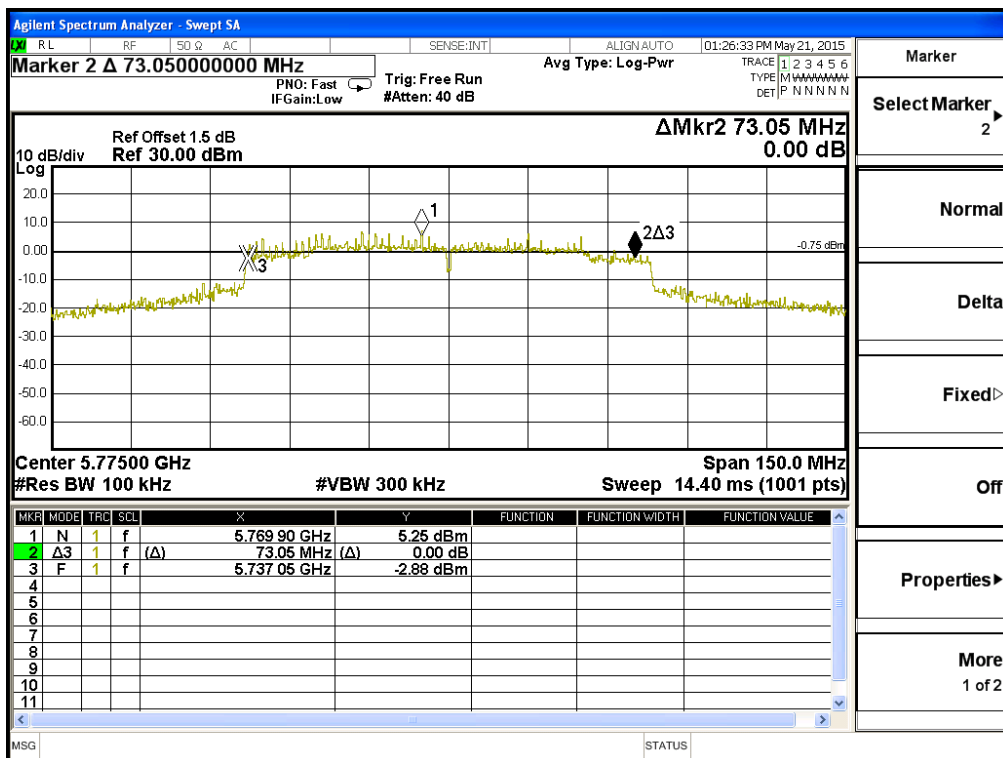
Figure Channel 159:



Product : Intel® Dual Band Wireless-AC 8260
 Test Item : Occupied Bandwidth Data
 Test Site : No.3 OATS
 Test Mode : Mode 1 SISO A: Transmit - 802.11ac-80BW_32.5Mbps(5G Band) (5775MHz)

Channel No.	Frequency (MHz)	Measurement Level (kHz)	Required Limit (kHz)	Result
155	5775.00	73050	>500	Pass

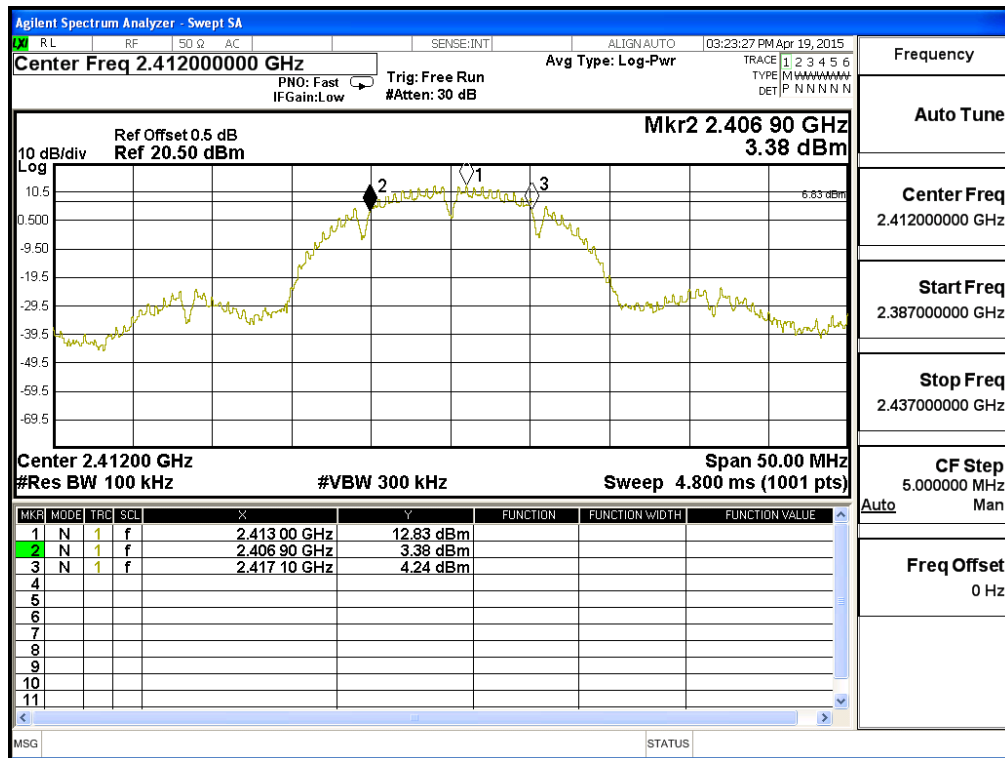
Figure Channel 155:



Product : Intel® Dual Band Wireless-AC 8260
 Test Item : Occupied Bandwidth Data
 Test Site : No.3 OATS
 Test Mode : Mode 2 SISO B: Transmit (802.11b 1Mbps) (2412MHz)

Channel No.	Frequency (MHz)	Measurement Level (kHz)	Required Limit (kHz)	Result
1	2412.00	10200	>500	Pass

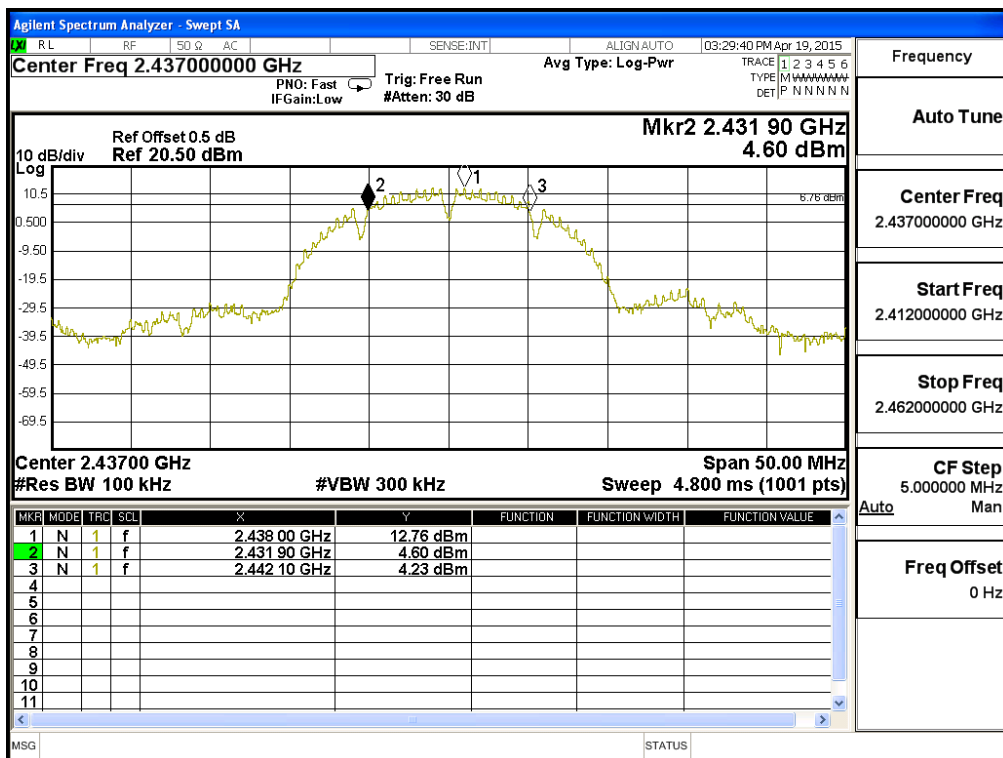
Figure Channel 1:



Product : Intel® Dual Band Wireless-AC 8260
 Test Item : Occupied Bandwidth Data
 Test Site : No.3 OATS
 Test Mode : Mode 2 SISO B: Transmit (802.11b 1Mbps) (2437MHz)

Channel No.	Frequency (MHz)	Measurement Level (kHz)	Required Limit (kHz)	Result
6	2437.00	10200	>500	Pass

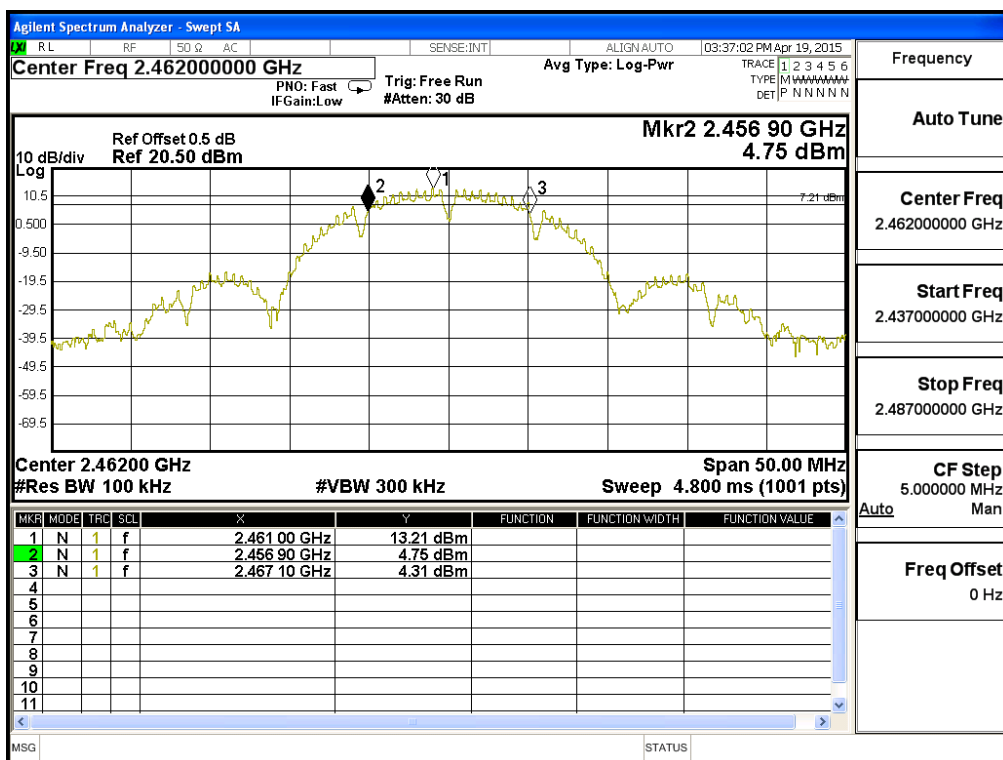
Figure Channel 6:



Product : Intel® Dual Band Wireless-AC 8260
 Test Item : Occupied Bandwidth Data
 Test Site : No.3 OATS
 Test Mode : Mode 2 SISO B: Transmit (802.11b 1Mbps) (2462MHz)

Channel No.	Frequency (MHz)	Measurement Level (kHz)	Required Limit (kHz)	Result
11	2462.00	10200	>500	Pass

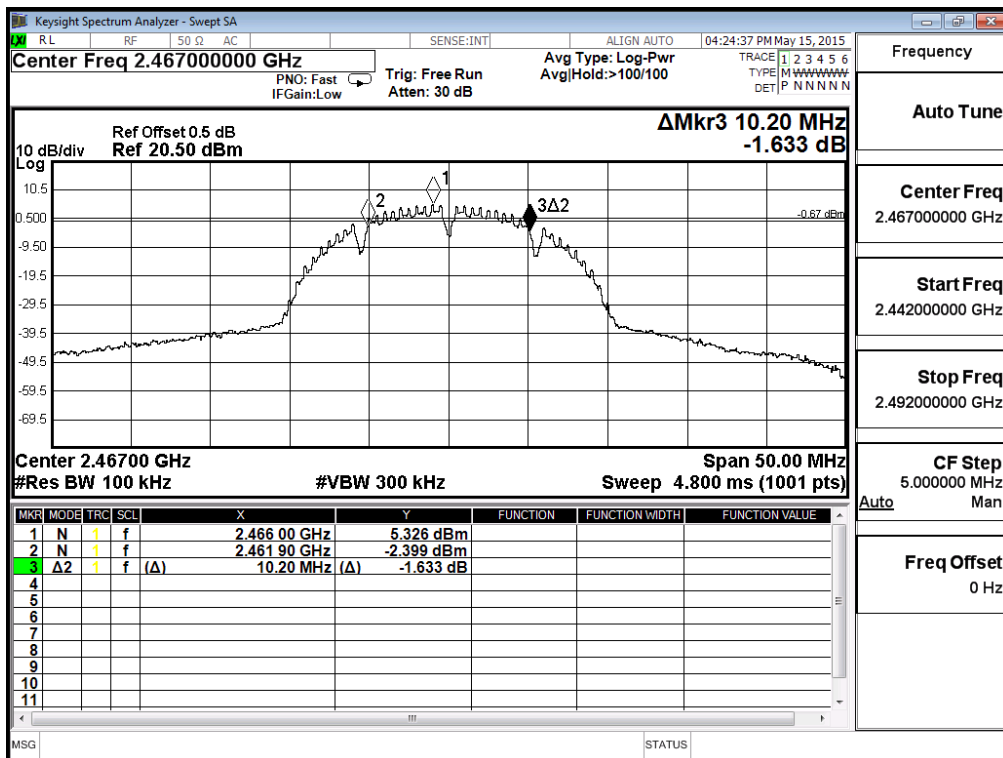
Figure Channel 11:



Product : Intel® Dual Band Wireless-AC 8260
 Test Item : Occupied Bandwidth Data
 Test Site : No.3 OATS
 Test Mode : Mode 2 SISO B: Transmit (802.11b 1Mbps) (2467MHz)

Channel No.	Frequency (MHz)	Measurement Level (kHz)	Required Limit (kHz)	Result
12	2467.00	10200	>500	Pass

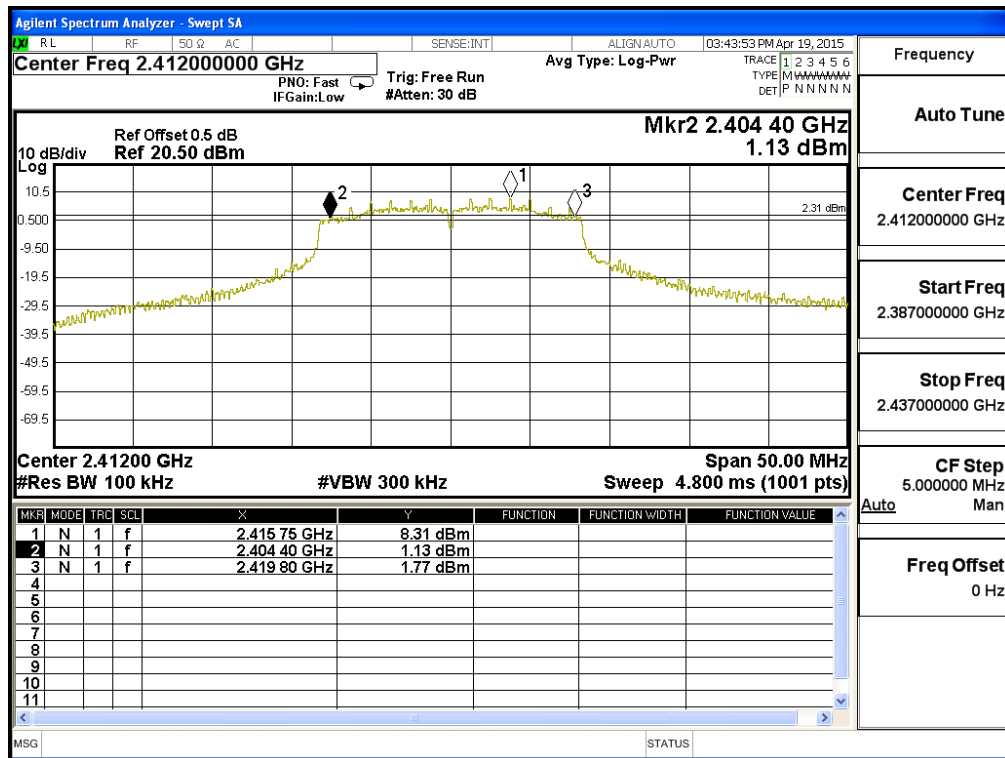
Figure Channel 12:



Product : Intel® Dual Band Wireless-AC 8260
 Test Item : Occupied Bandwidth Data
 Test Site : No.3 OATS
 Test Mode : Mode 2 SISO B: Transmit (802.11g 6Mbps) (2412MHz)

Channel No.	Frequency (MHz)	Measurement Level (kHz)	Required Limit (kHz)	Result
1	2412.00	15400	>500	Pass

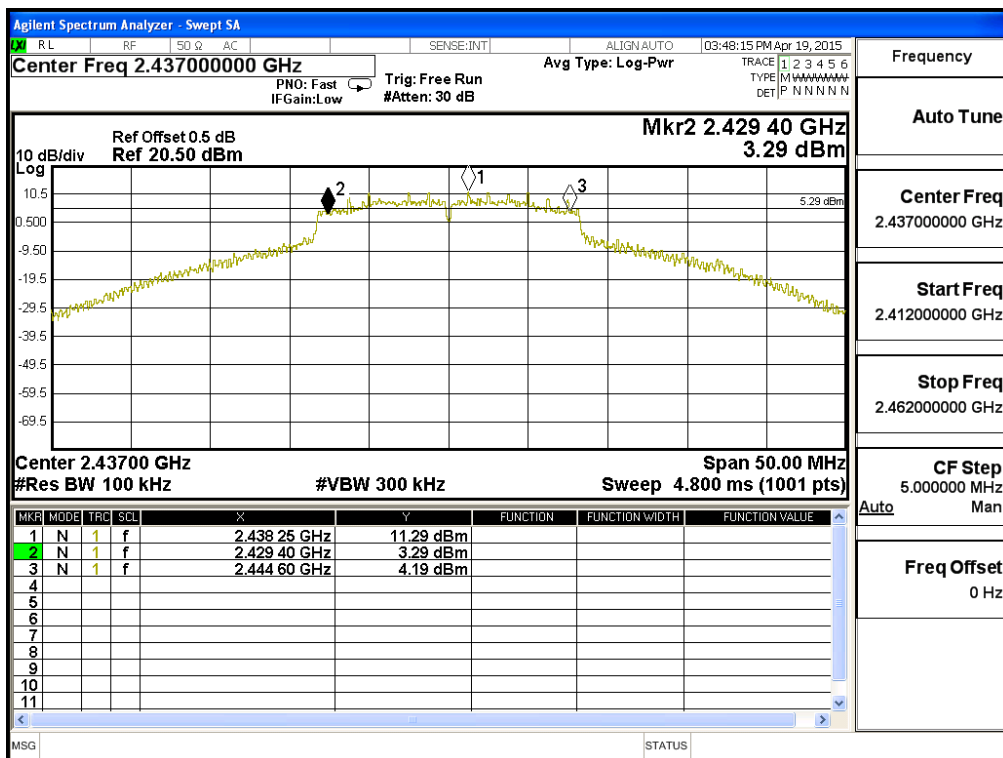
Figure Channel 1:



Product : Intel® Dual Band Wireless-AC 8260
 Test Item : Occupied Bandwidth Data
 Test Site : No.3 OATS
 Test Mode : Mode 2 SISO B: Transmit (802.11g 6Mbps) (2437MHz)

Channel No.	Frequency (MHz)	Measurement Level (kHz)	Required Limit (kHz)	Result
6	2437.00	15200	>500	Pass

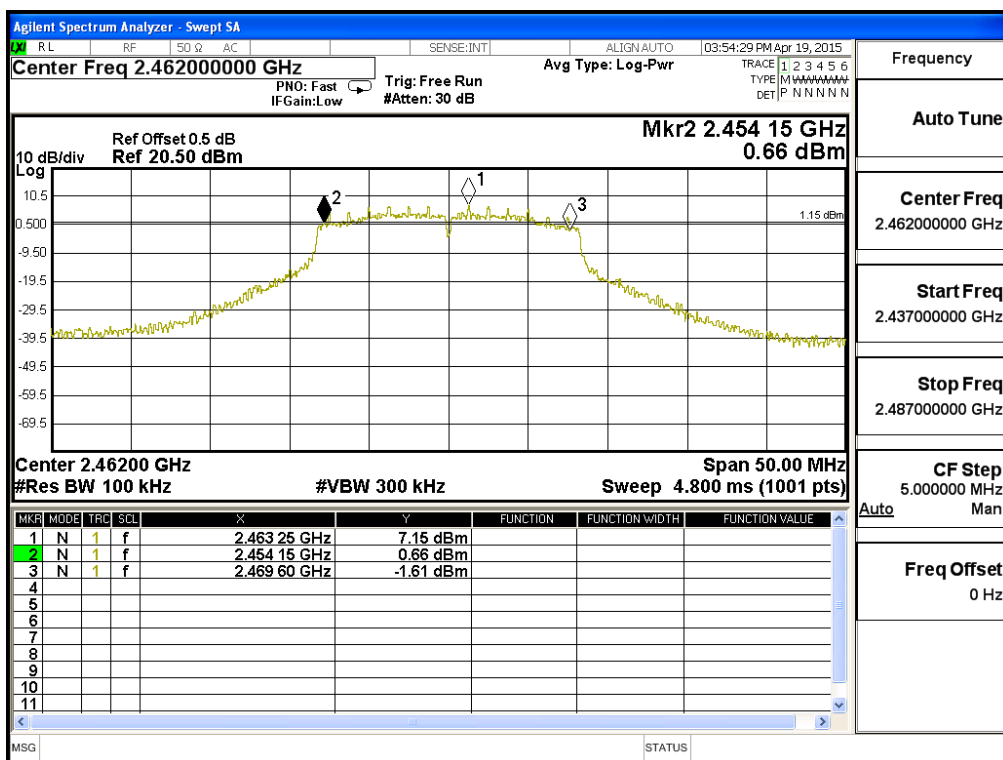
Figure Channel 6:



Product : Intel® Dual Band Wireless-AC 8260
 Test Item : Occupied Bandwidth Data
 Test Site : No.3 OATS
 Test Mode : Mode 2 SISO B: Transmit (802.11g 6Mbps) (2462MHz)

Channel No.	Frequency (MHz)	Measurement Level (kHz)	Required Limit (kHz)	Result
11	2462.00	15450	>500	Pass

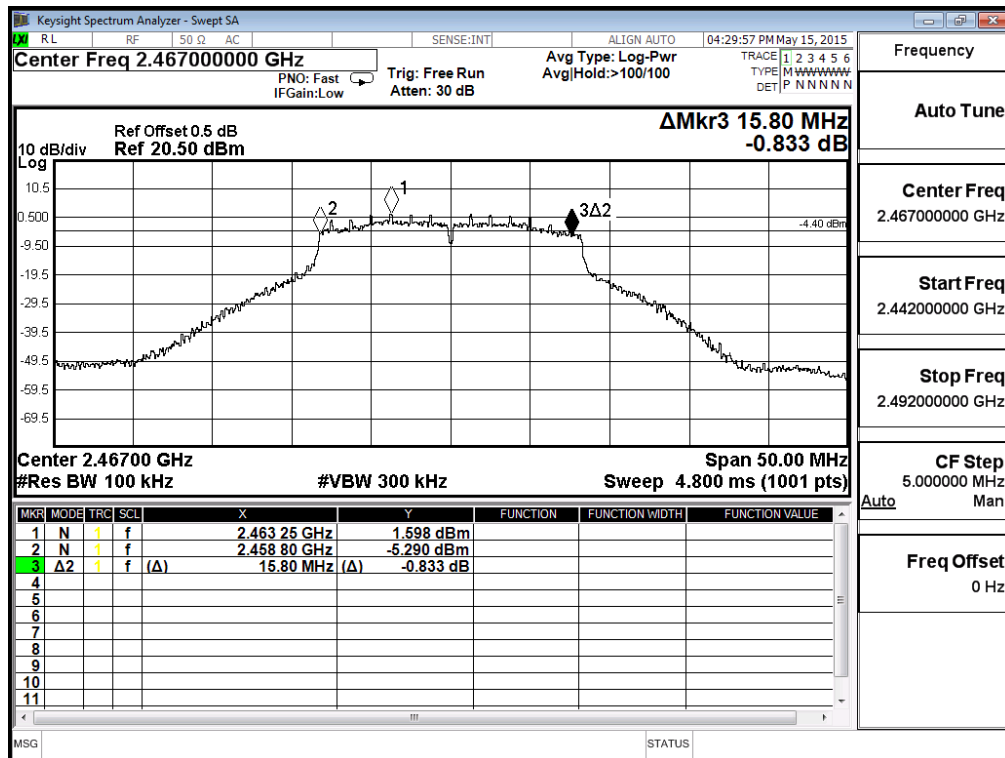
Figure Channel 11:



Product : Intel® Dual Band Wireless-AC 8260
 Test Item : Occupied Bandwidth Data
 Test Site : No.3 OATS
 Test Mode : Mode 2 SISO B: Transmit (802.11g 6Mbps) (2467MHz)

Channel No.	Frequency (MHz)	Measurement Level (kHz)	Required Limit (kHz)	Result
12	2467.00	15800	>500	Pass

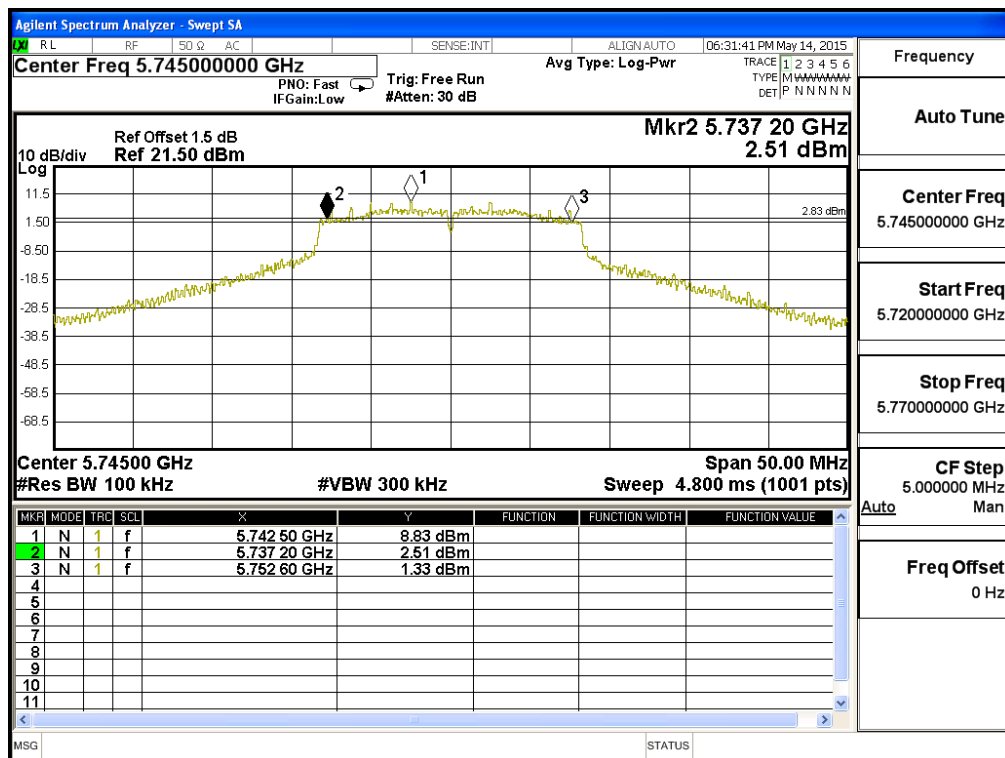
Figure Channel 12:



Product : Intel® Dual Band Wireless-AC 8260
 Test Item : Occupied Bandwidth Data
 Test Site : No.3 OATS
 Test Mode : Mode 2 SISO B: Transmit - 802.11a 6Mbps (5745MHz)

Channel No.	Frequency (MHz)	Measurement Level (kHz)	Required Limit (kHz)	Result
149	5745.00	15400	>500	Pass

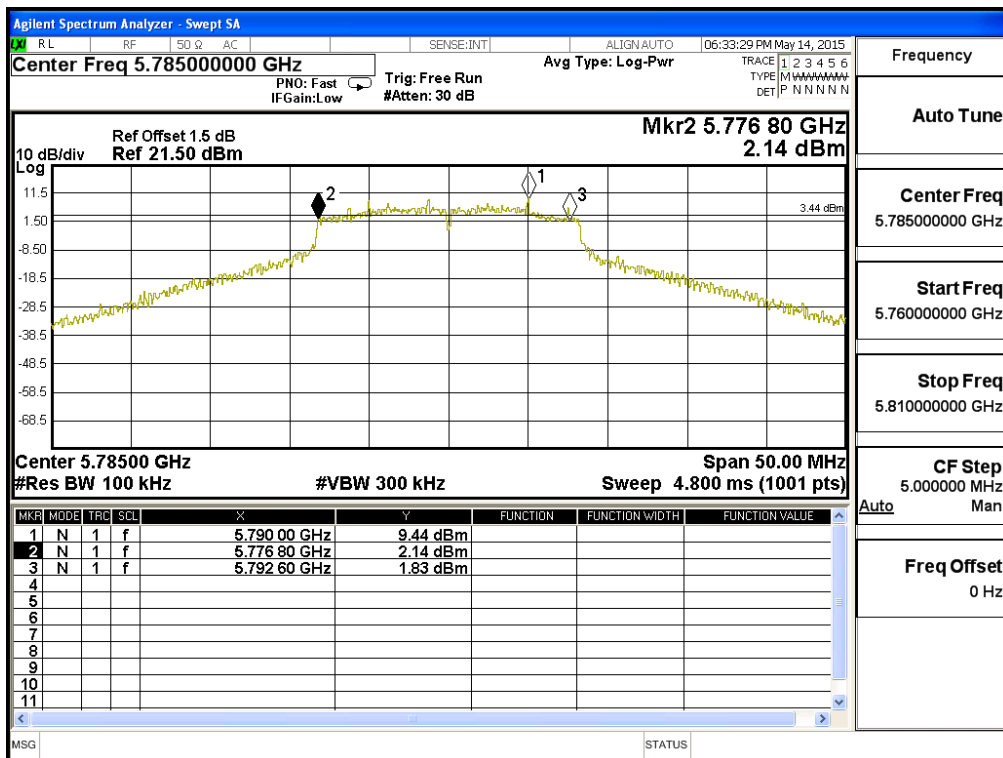
Figure Channel 149:



Product : Intel® Dual Band Wireless-AC 8260
 Test Item : Occupied Bandwidth Data
 Test Site : No.3 OATS
 Test Mode : Mode 2 SISO B: Transmit - 802.11a 6Mbps (5785MHz)

Channel No.	Frequency (MHz)	Measurement Level (kHz)	Required Limit (kHz)	Result
157	5785.00	15800	>500	Pass

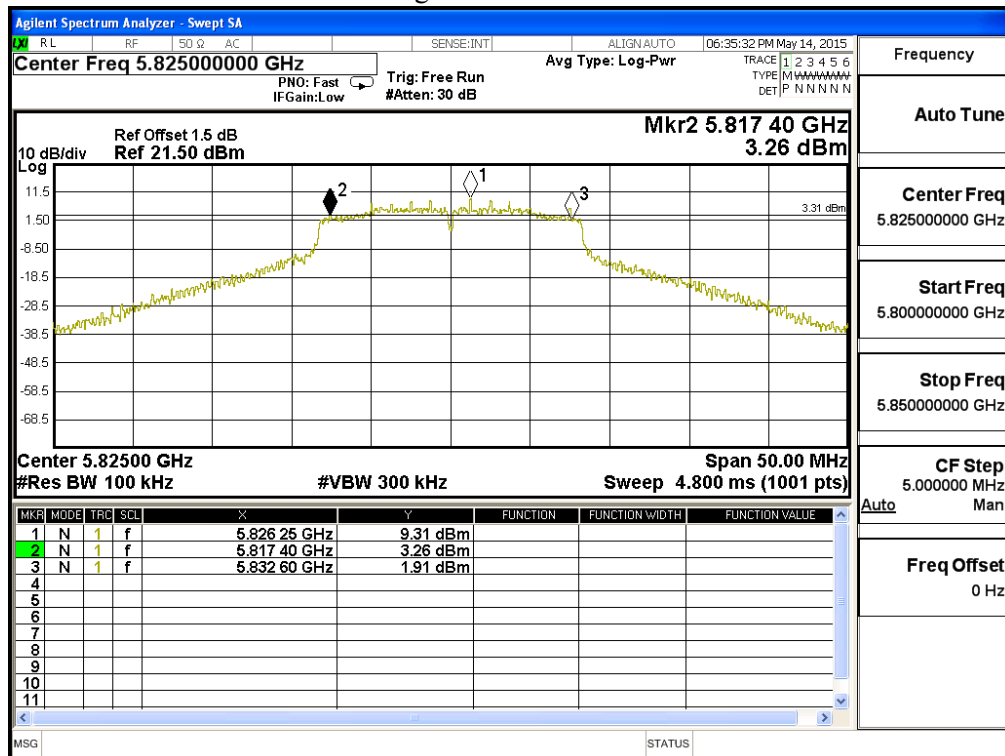
Figure Channel 157:



Product : Intel® Dual Band Wireless-AC 8260
 Test Item : Occupied Bandwidth Data
 Test Site : No.3 OATS
 Test Mode : Mode 2 SISO B: Transmit - 802.11a 6Mbps (5825MHz)

Channel No.	Frequency (MHz)	Measurement Level (kHz)	Required Limit (kHz)	Result
165	5825.00	15200	>500	Pass

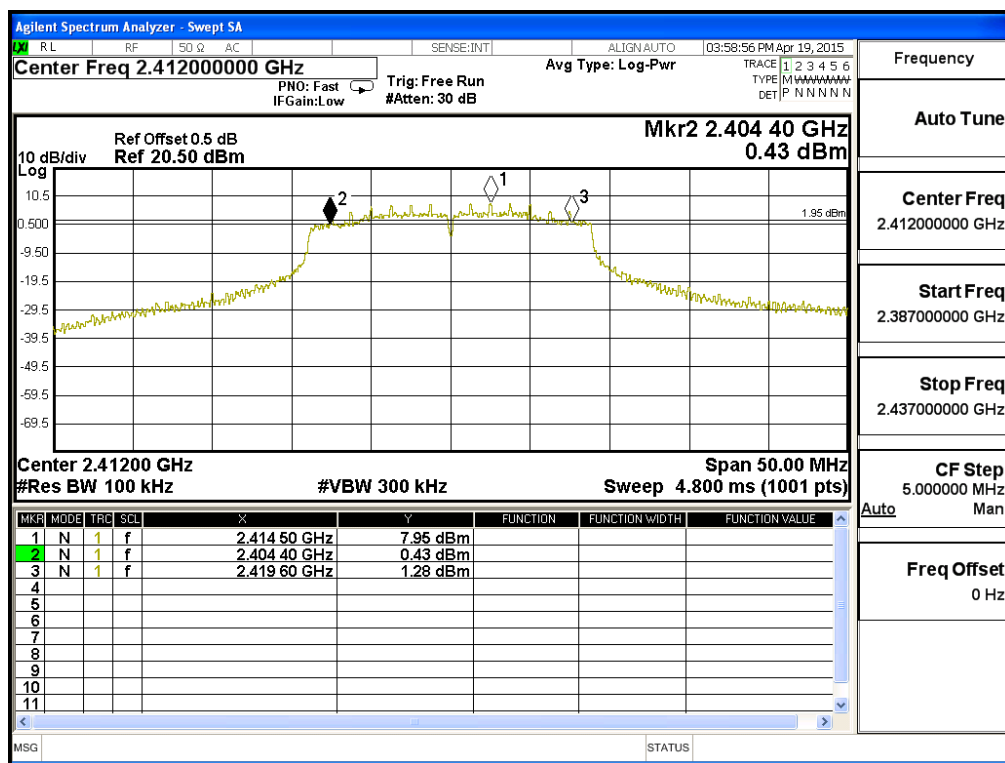
Figure Channel 165:



Product : Intel® Dual Band Wireless-AC 8260
 Test Item : Occupied Bandwidth Data
 Test Site : No.3 OATS
 Test Mode : Mode 2 SISO B: Transmit - 802.11n-20BW_7.2Mbps(2.4G Band) (2412MHz)

Channel No.	Frequency (MHz)	Measurement Level (kHz)	Required Limit (kHz)	Result
1	2412.00	15200	>500	Pass

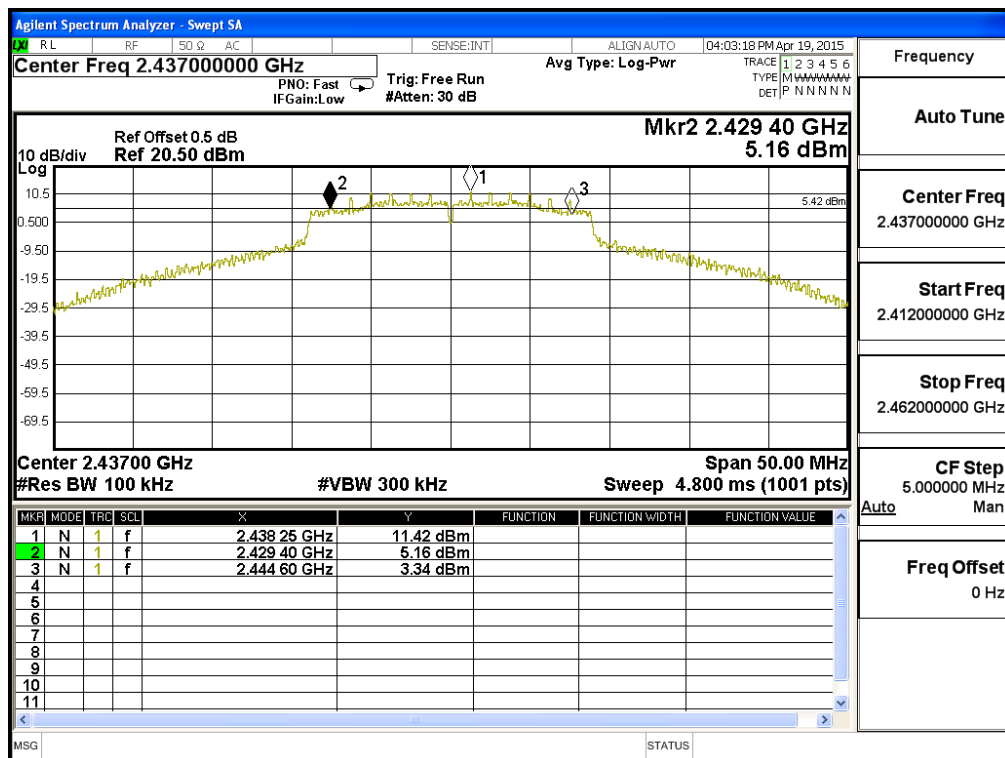
Figure Channel 1:



Product : Intel® Dual Band Wireless-AC 8260
 Test Item : Occupied Bandwidth Data
 Test Site : No.3 OATS
 Test Mode : Mode 2 SISO B: Transmit - 802.11n-20BW_7.2Mbps(2.4G Band) (2437MHz)

Channel No.	Frequency (MHz)	Measurement Level (kHz)	Required Limit (kHz)	Result
6	2437.00	15200	>500	Pass

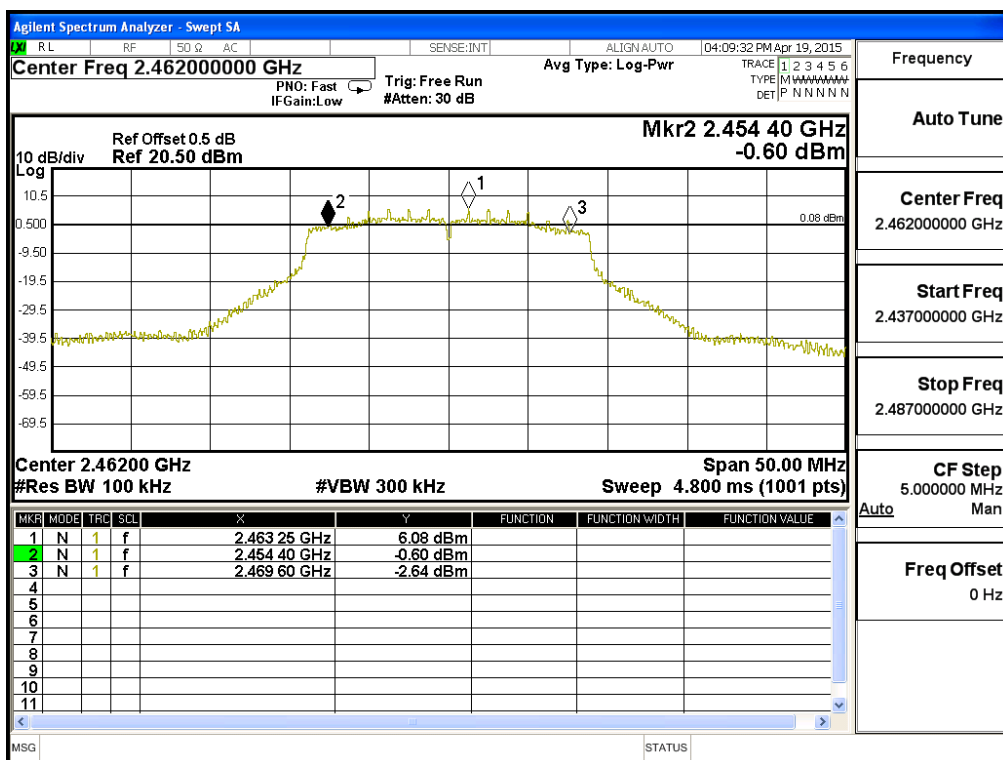
Figure Channel 6:



Product : Intel® Dual Band Wireless-AC 8260
 Test Item : Occupied Bandwidth Data
 Test Site : No.3 OATS
 Test Mode : Mode 2 SISO B: Transmit - 802.11n-20BW_7.2Mbps(2.4G Band) (2462MHz)

Channel No.	Frequency (MHz)	Measurement Level (kHz)	Required Limit (kHz)	Result
11	2462.00	15200	>500	Pass

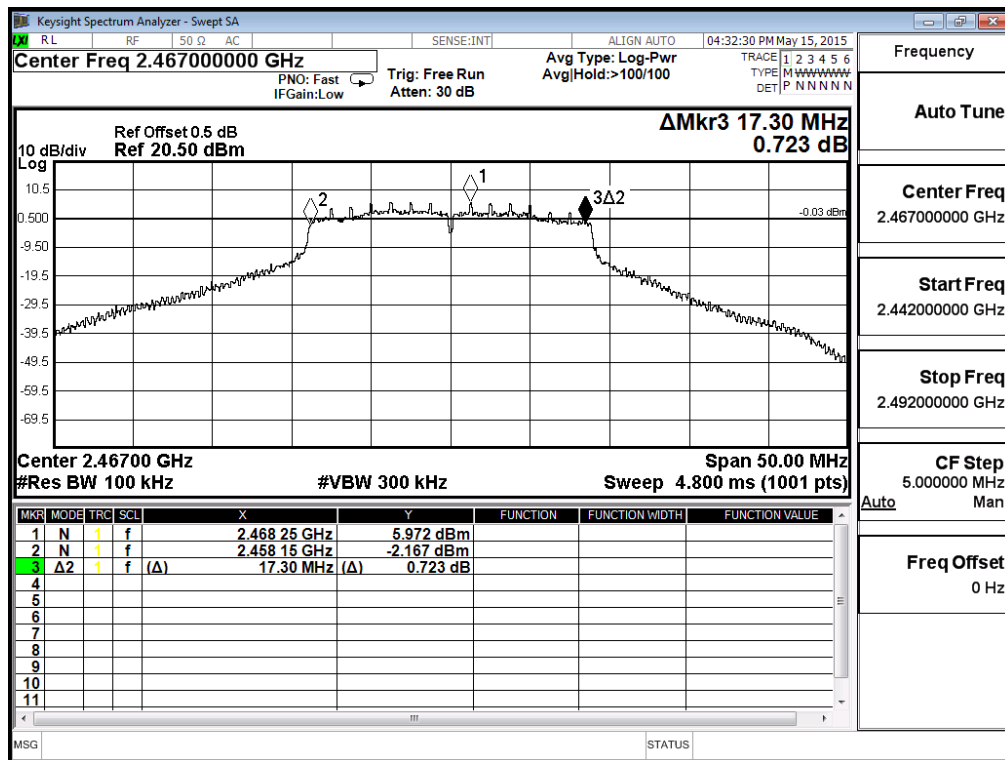
Figure Channel 11:



Product : Intel® Dual Band Wireless-AC 8260
 Test Item : Occupied Bandwidth Data
 Test Site : No.3 OATS
 Test Mode : Mode 2 SISO B: Transmit - 802.11n-20BW_7.2Mbps(2.4G Band) (2467MHz)

Channel No.	Frequency (MHz)	Measurement Level (kHz)	Required Limit (kHz)	Result
12	2467.00	17300	>500	Pass

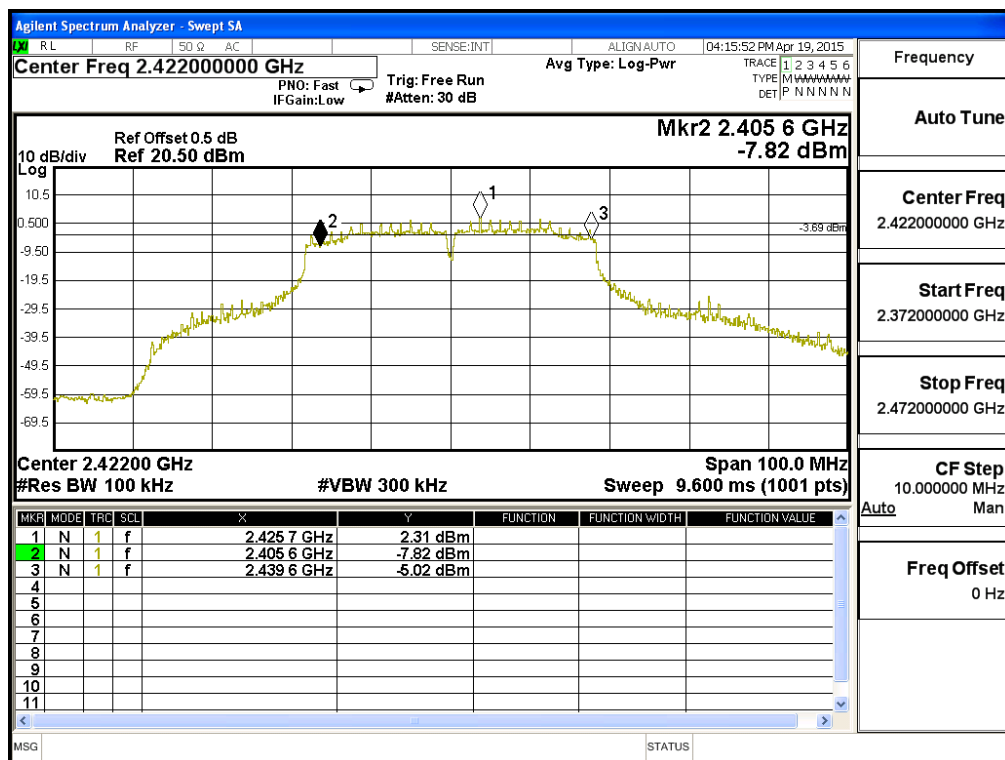
Figure Channel 12:



Product : Intel® Dual Band Wireless-AC 8260
 Test Item : Occupied Bandwidth Data
 Test Site : No.3 OATS
 Test Mode : Mode 2 SISO B: Transmit - 802.11n-40BW_15Mbps(2.4G Band) (2422MHz)

Channel No.	Frequency (MHz)	Measurement Level (kHz)	Required Limit (kHz)	Result
3	2422.00	34000	>500	Pass

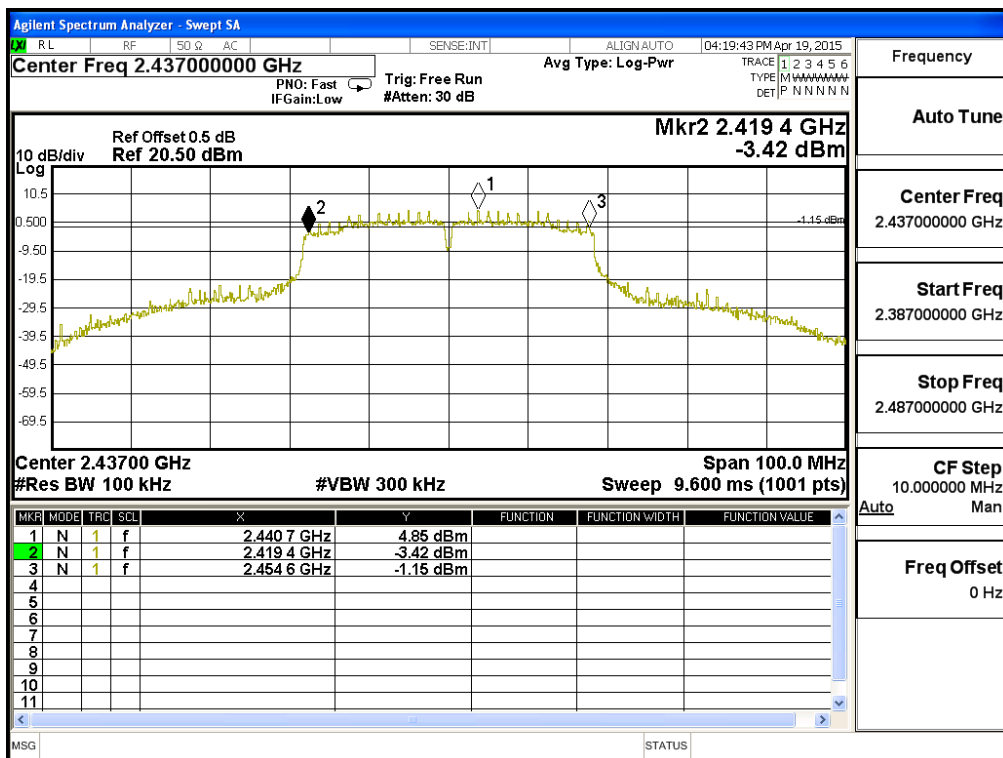
Figure Channel 3:



Product : Intel® Dual Band Wireless-AC 8260
 Test Item : Occupied Bandwidth Data
 Test Site : No.3 OATS
 Test Mode : Mode 2 SISO B: Transmit - 802.11n-40BW_15Mbps(2.4G Band) (2437MHz)

Channel No.	Frequency (MHz)	Measurement Level (kHz)	Required Limit (kHz)	Result
6	2437.00	35200	>500	Pass

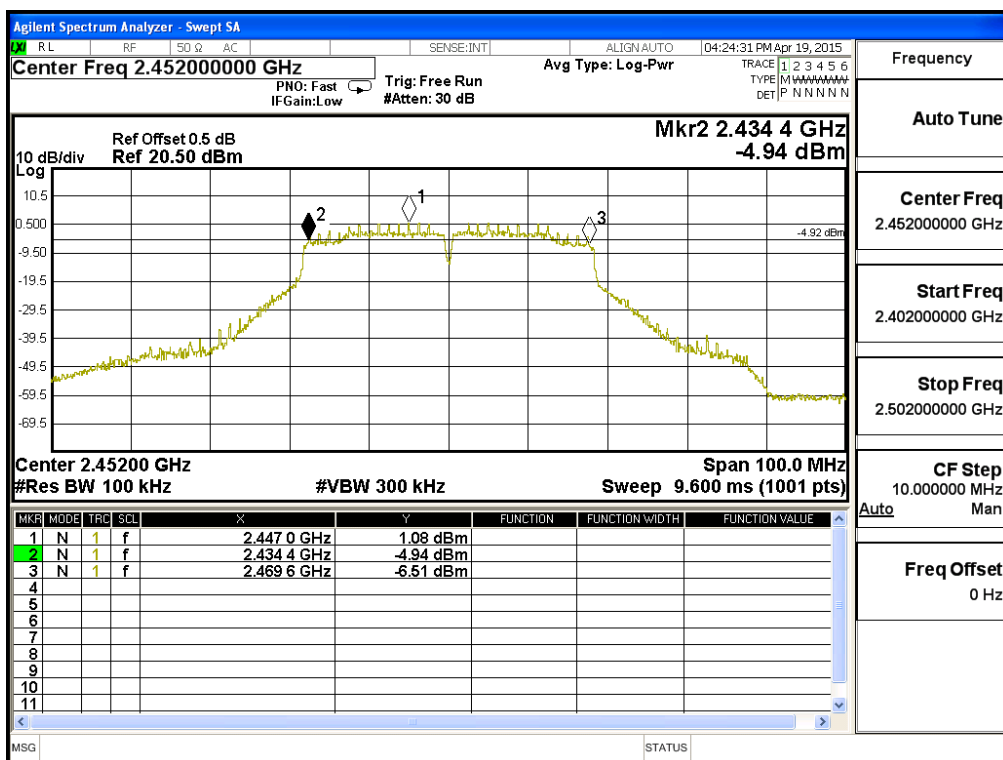
Figure Channel 6:



Product : Intel® Dual Band Wireless-AC 8260
 Test Item : Occupied Bandwidth Data
 Test Site : No.3 OATS
 Test Mode : Mode 2 SISO B: Transmit - 802.11n-40BW_15Mbps(2.4G Band) (2452MHz)

Channel No.	Frequency (MHz)	Measurement Level (kHz)	Required Limit (kHz)	Result
9	2452.00	35200	>500	Pass

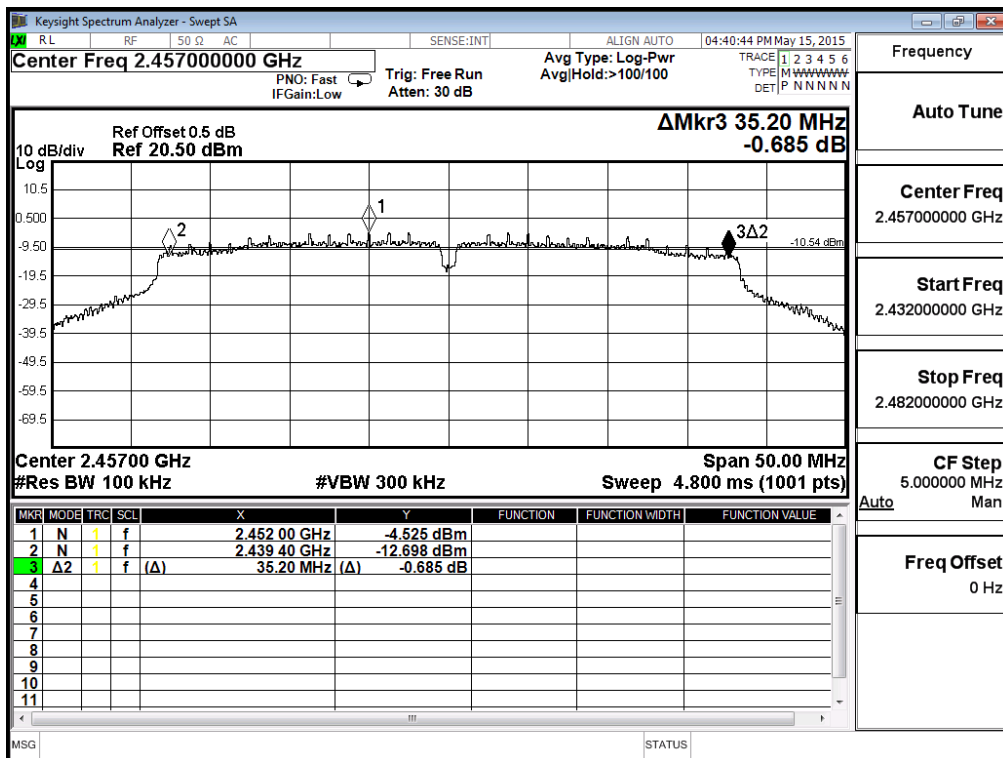
Figure Channel 9:



Product : Intel® Dual Band Wireless-AC 8260
 Test Item : Occupied Bandwidth Data
 Test Site : No.3 OATS
 Test Mode : **Mode 2 SISO B: Transmit - 802.11n-40BW_15Mbps(2.4G Band) (2457MHz)**

Channel No.	Frequency (MHz)	Measurement Level (kHz)	Required Limit (kHz)	Result
10	2457.00	35200	>500	Pass

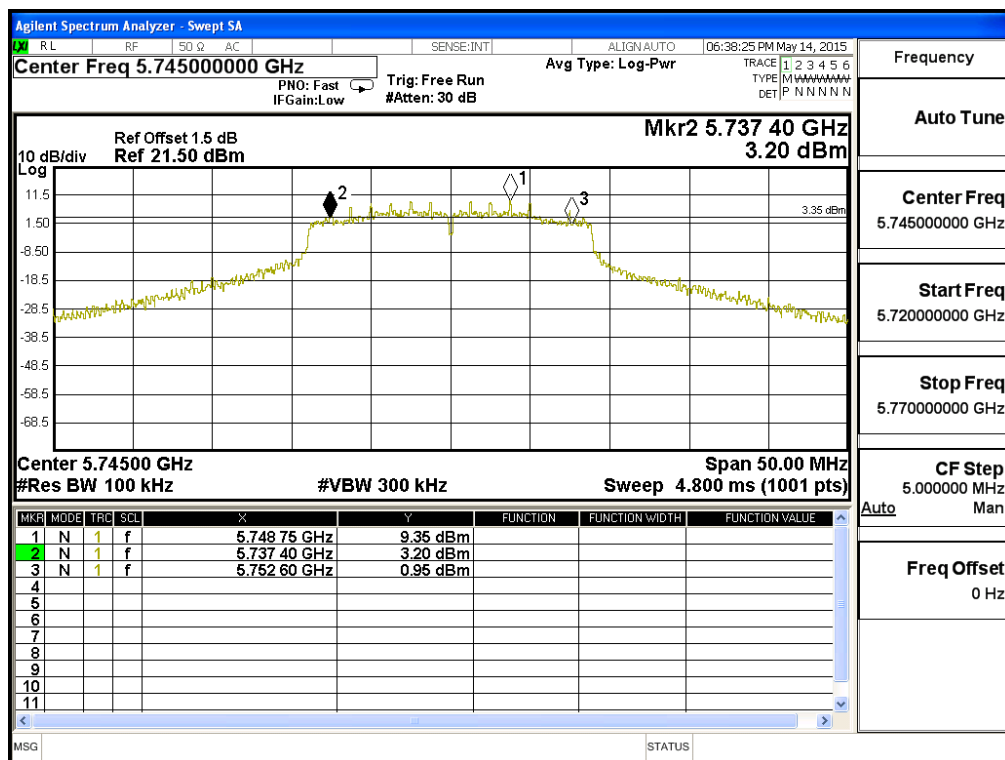
Figure Channel 10:



Product : Intel® Dual Band Wireless-AC 8260
 Test Item : Occupied Bandwidth Data
 Test Site : No.3 OATS
 Test Mode : Mode 2 SISO B: Transmit - 802.11n-20BW_7.2Mbps(5G Band) (5745MHz)

Channel No.	Frequency (MHz)	Measurement Level (kHz)	Required Limit (kHz)	Result
149	5745.00	15200	>500	Pass

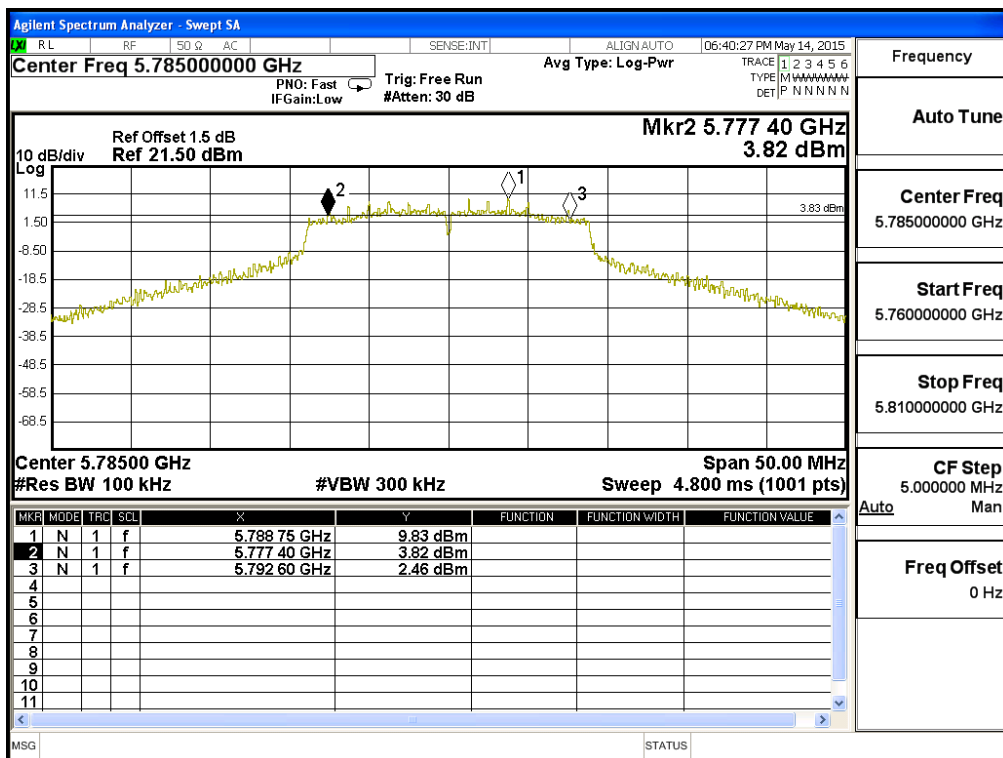
Figure Channel 149:



Product : Intel® Dual Band Wireless-AC 8260
 Test Item : Occupied Bandwidth Data
 Test Site : No.3 OATS
 Test Mode : Mode 2 SISO B: Transmit - 802.11n-20BW_7.2Mbps(5G Band) (5785MHz)

Channel No.	Frequency (MHz)	Measurement Level (kHz)	Required Limit (kHz)	Result
157	5785.00	15200	>500	Pass

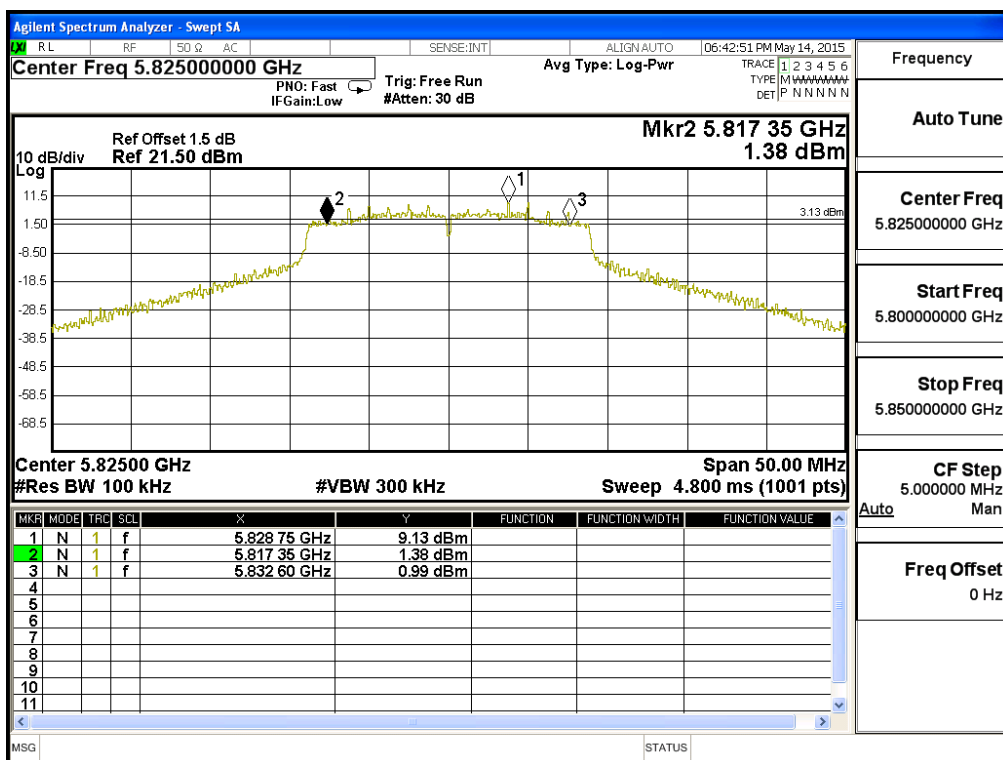
Figure Channel 157:



Product : Intel® Dual Band Wireless-AC 8260
 Test Item : Occupied Bandwidth Data
 Test Site : No.3 OATS
 Test Mode : Mode 2 SISO B: Transmit - 802.11n-20BW_7.2Mbps(5G Band) (5825MHz)

Channel No.	Frequency (MHz)	Measurement Level (kHz)	Required Limit (kHz)	Result
165	5825.00	15250	>500	Pass

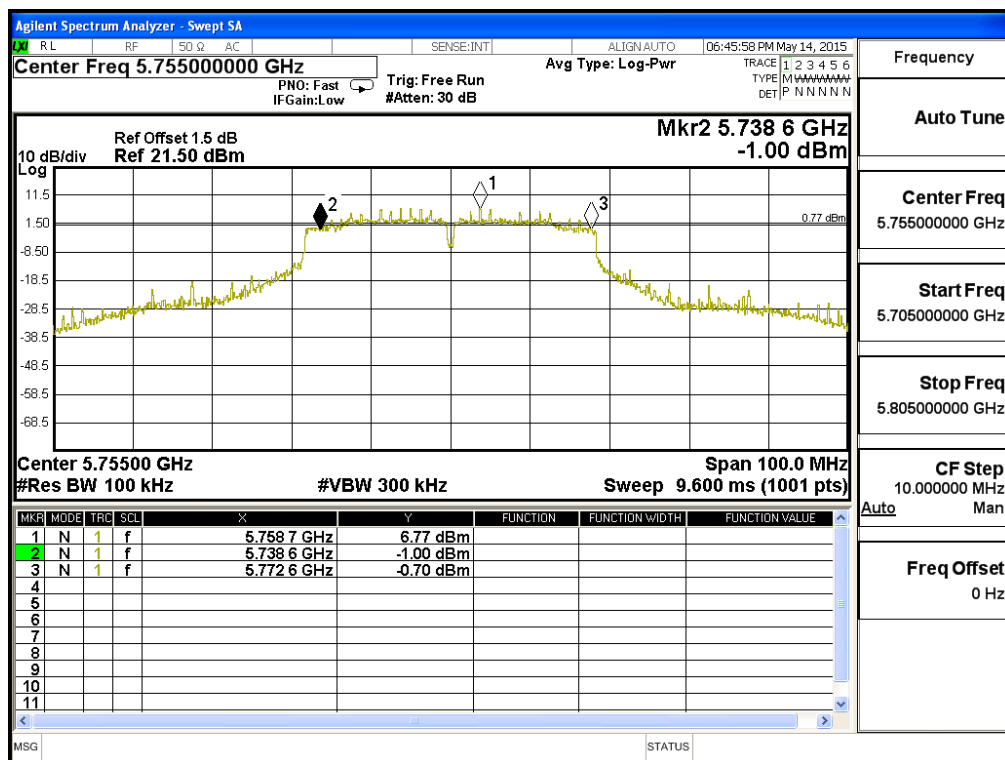
Figure Channel 165:



Product : Intel® Dual Band Wireless-AC 8260
 Test Item : Occupied Bandwidth Data
 Test Site : No.3 OATS
 Test Mode : Mode 2 SISO B: Transmit - 802.11n-40BW_15Mbps(5G Band) (5755MHz)

Channel No.	Frequency (MHz)	Measurement Level (kHz)	Required Limit (kHz)	Result
151	5755.00	34000	>500	Pass

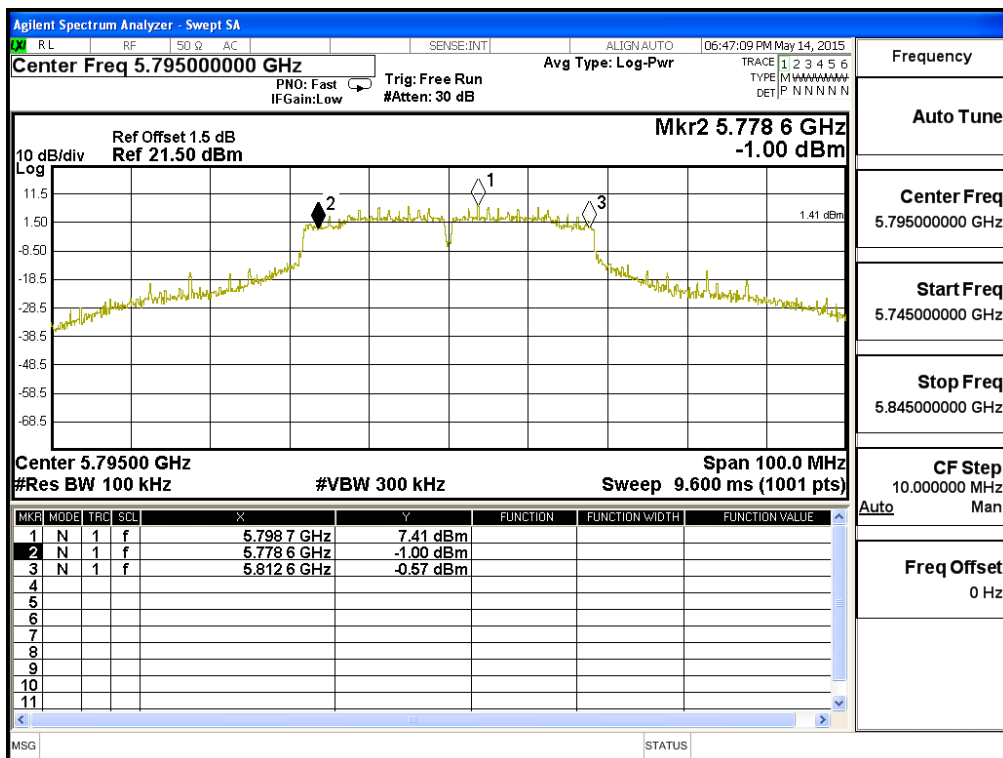
Figure Channel 151:



Product : Intel® Dual Band Wireless-AC 8260
 Test Item : Occupied Bandwidth Data
 Test Site : No.3 OATS
 Test Mode : Mode 2 SISO B: Transmit - 802.11n-40BW_15Mbps(5G Band) (5795MHz)

Channel No.	Frequency (MHz)	Measurement Level (kHz)	Required Limit (kHz)	Result
159	5795.00	34000	>500	Pass

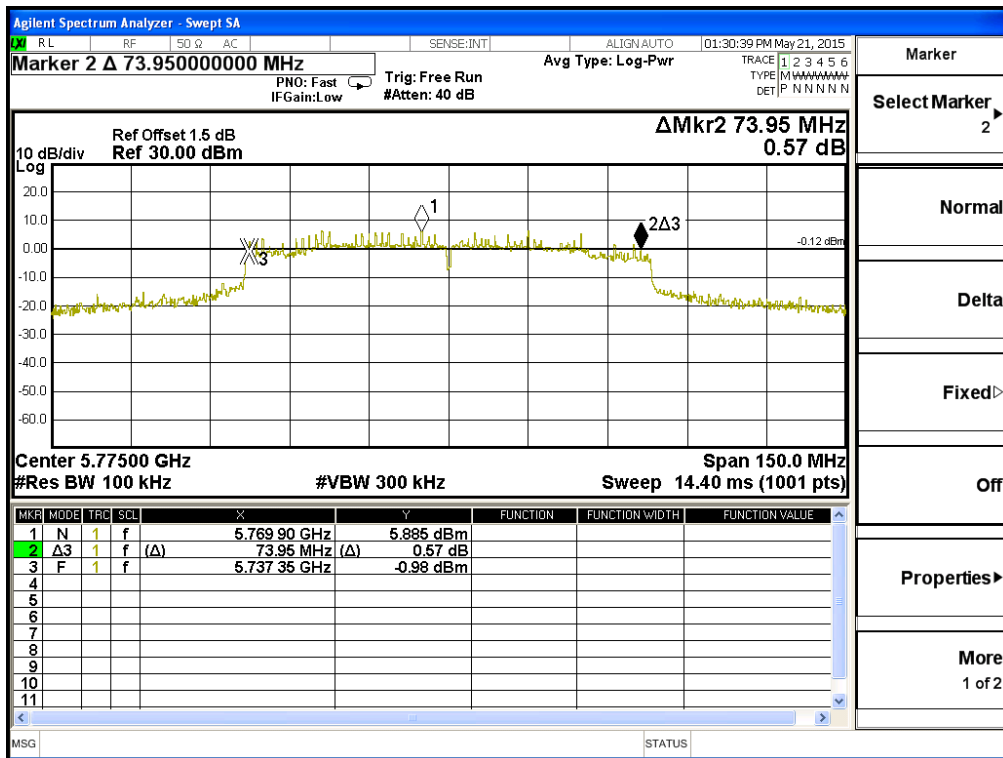
Figure Channel 159:



Product : Intel® Dual Band Wireless-AC 8260
 Test Item : Occupied Bandwidth Data
 Test Site : No.3 OATS
 Test Mode : Mode 2 SISO B: Transmit - 802.11ac-80BW_32.5Mbps(5G Band) (5775MHz)

Channel No.	Frequency (MHz)	Measurement Level (kHz)	Required Limit (kHz)	Result
155	5775.00	73950	>500	Pass

Figure Channel 155:

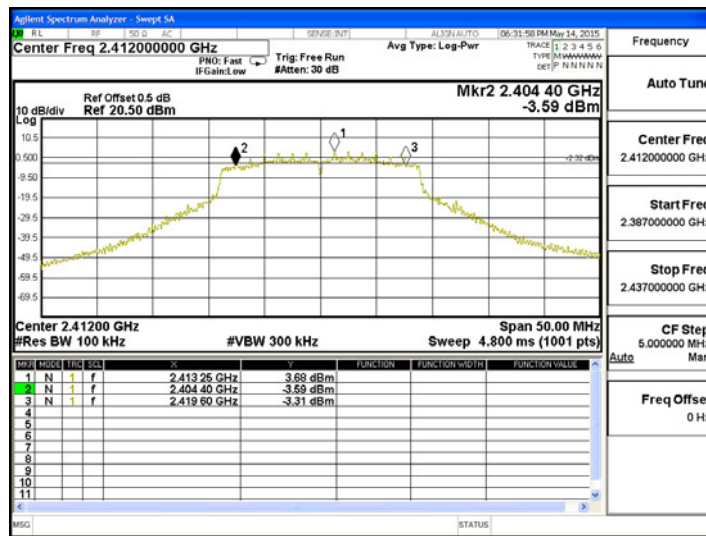


Product : Intel® Dual Band Wireless-AC 8260
 Test Item : Occupied Bandwidth Data
 Test Site : No.3 OATS
 Test Mode : Mode 3 MIMO: Transmit - 802.11n-20BW_14.4Mbps(2.4G Band) (2412MHz)

Chain A

Channel No.	Frequency (MHz)	Measurement Level (kHz)	Required Limit (kHz)	Result
1	2412.00	15200	>500	Pass

Figure Channel 1:



Chain B

Channel No.	Frequency (MHz)	Measurement Level (kHz)	Required Limit (kHz)	Result
1	2412.00	15200	>500	Pass

Figure Channel 1:

