

FCC Test Report

Product Name	Intel® Dual Band Wireless-AC 8260
Model No	8260D2W
FCC ID	PD98260D2

Applicant	Intel Mobile Communications France SAS
Address	Le Navigator B 505 route des Lucioles CS 70293 06905 Sophia Antipolis cedex

Date of Receipt	Mar. 30, 2015
Issued Date	May 15, 2015
Report No.	1540115R-RFUSP05V00
Report Version	V1.0



The test results relate only to the samples tested.

The test results shown in the test report are traceable to the national/international standard through the calibration report of the equipment and evaluated measurement uncertainty herein.

This report must not be used to claim product endorsement by TAF or any agency of the government.

The test report shall not be reproduced without the written approval of QuieTek Corporation.

Test Report

Issued Date: May 15, 2015

Report No.: 1540115R-RFUSP05V00



Product Name	Intel® Dual Band Wireless-AC 8260
Applicant	Intel Mobile Communications France SAS
Address	Le Navigator B 505 route des Lucioles CS 70293 06905 Sophia Antipolis cedex
Manufacturer	Intel Mobile Communications France SAS
Model No.	8260D2W
FCC ID.	PD98260D2
EUT Rated Voltage	DC 3.3V
EUT Test Voltage	AC 120V/60Hz
Trade Name	Intel
Applicable Standard	FCC CFR Title 47 Part 15 Subpart E: 2014 ANSI C63.4: 2009, ANSI C63.10: 2009 789033 D02 General UNII Test Procedures New Rules v01
Test Result	Complied

Documented By : Rita Huang
(Senior Adm. Specialist / Rita Huang)

Tested By : Alan Chen
(Engineer / Alan Chen)

Approved By : Vincent Lin
(Director / Vincent Lin)

TABLE OF CONTENTS

Description	Page
1. GENERAL INFORMATION.....	5
1.1. EUT Description.....	5
1.2. Operational Description	8
1.3. Tested System Details.....	9
1.4. Configuration of tested System	9
1.5. EUT Exercise Software	9
1.6. Test Facility	10
2. Conducted Emission.....	11
2.1. Test Equipment.....	11
2.2. Test Setup	11
2.3. Limits	12
2.4. Test Procedure	12
2.5. Uncertainty	12
2.6. Test Result of Conducted Emission.....	13
3. Maximun conducted output power.....	37
3.1. Test Equipment.....	37
3.2. Test Setup	37
3.3. Limits	38
3.4. Test Procedure	39
3.5. Uncertainty	39
3.6. Test Result of Maximum conducted output power.....	40
4. Peak Power Spectral Density.....	170
4.1. Test Equipment.....	170
4.2. Test Setup	170
4.3. Limits	170
4.4. Test Procedure	171
4.5. Uncertainty	171
4.6. Test Result of Peak Power Spectral Density	172
5. Radiated Emission.....	284
5.1. Test Equipment.....	284
5.2. Test Setup	285
5.3. Limits	286
5.4. Test Procedure	287
5.5. Uncertainty	287
5.6. Test Result of Radiated Emission.....	288

6.	Band Edge	448
6.1.	Test Equipment.....	448
6.2.	Test Setup	449
6.3.	Limits	450
6.4.	Test Procedure	450
6.5.	Uncertainty	451
6.6.	Test Result of Band Edge	452
7.	Frequency Stability.....	568
7.1.	Test Equipment.....	568
7.2.	Test Setup	568
7.3.	Limits	568
7.4.	Test Procedure	568
7.5.	Uncertainty	568
7.6.	Test Result of Frequency Stability.....	569
8.	EMI Reduction Method During Compliance Testing	587
Attachment 1:	EUT Test Photographs	
Attachment 2:	EUT Detailed Photographs	

1. GENERAL INFORMATION

1.1. EUT Description

Product Name	Intel® Dual Band Wireless-AC 8260
Trade Name	Intel
FCC ID.	PD98260D2
Model No.	8260D2W
Frequency Range	802.11a/n-20MHz: 5180-5320MHz, 5500-5700MHz 802.11n-40MHz: 5190-5310, 5510-5670MHz 802.11ac-20MHz: 5720, 802.11ac-40MHz: 5710 802.11ac-80MHz: 5210-5290MHz, 5530-5690MHz
Number of Channels	802.11a/n-20MHz: 19; 802.11n-40MHz: 9 802.11ac-20MHz: 1, 802.11ac-40MHz: 1, 802.11ac-80MHz: 5
Data Rate	802.11a: 6 - 54Mbps 802.11n: up to 300Mbps 802.11ac-80MHz: up to 866.7MHz
Channel Control	Auto
Type of Modulation	802.11a/n:OFDM, BPSK, QPSK, 16QAM, 64QAM, 256QAM
Antenna type	Printed on PCB Antenna
Antenna Gain	Refer to the table “Antenna List”

Antenna List

No.	Manufacturer	Part No.	Antenna Type	Peak Gain
1	SkyCross	N/A (Main) N/A (Aux)	PIFA	3.64 dBi for 5.15~5.25GHz 3.73 dBi for 5.25~5.35GHz 4.77 dBi for 5.47~5.725GHz 4.97 dBi for 5.725~5.850GHz

Note: The antenna of EUT is conform to FCC 15.203

802.11a/n-20MHz Center Working Frequency of Each Channel:

Channel	Frequency	Channel	Frequency	Channel	Frequency	Channel	Frequency
Channel 36:	5180 MHz	Channel 40:	5200 MHz	Channel 44:	5220 MHz	Channel 48:	5240 MHz
Channel 52:	5260 MHz	Channel 56:	5280 MHz	Channel 60:	5300 MHz	Channel 64:	5320 MHz
Channel 100:	5500 MHz	Channel 104:	5520 MHz	Channel 108:	5540 MHz	Channel 112:	5560 MHz
Channel 116:	5580 MHz	Channel 120:	5600 MHz	Channel 124:	5620 MHz	Channel 128:	5640 MHz
Channel 132:	5660 MHz	Channel 136:	5680 MHz	Channel 140:	5700 MHz		

802.11n-40MHz Center Working Frequency of Each Channel:

Channel	Frequency	Channel	Frequency	Channel	Frequency	Channel	Frequency
Channel 38:	5190 MHz	Channel 46:	5230 MHz	Channel 54:	5270 MHz	Channel 62:	5310 MHz
Channel 102:	5510 MHz	Channel 110:	5550 MHz	Channel 118:	5590 MHz	Channel 126:	5630 MHz
Channel 134:	5670 MHz						

802.11ac-20MHz Center Working Frequency of Each Channel:

Channel	Frequency
Channel 144:	5720 MHz

802.11ac-40MHz Center Working Frequency of Each Channel:

Channel	Frequency
Channel 142:	5710 MHz

802.11ac-80MHz Center Working Frequency of Each Channel:

Channel	Frequency	Channel	Frequency	Channel	Frequency	Channel	Frequency
Channel 42:	5210 MHz	Channel 58:	5290 MHz	Channel 106:	5530 MHz	Channel 122:	5610 MHz
Channel 138:	5690 MHz						

Duty Cycle

If duty cycle is <98%, duty factor shall be considered.

Formula:

$$\text{Duty cycle} = \text{Ton} / (\text{Ton} + \text{Toff})$$

$$\text{Duty Factor} = 10 \text{ Log} (1/\text{Duty Cycle})$$

Results:

5GHz band	Duty Cycle	Duty Factor (dB)	5GHz band	Duty Cycle	Duty Factor (dB)
802.11a	0.982	0.079	802.11ac-20	0.975	0.110
802.11n-20	0.98	0.088	802.11ac-40	0.93	0.315
802.11n-40	0.966	0.150	802.11ac-80	0.937	0.283

Note:

1. This device is a Intel® Dual Band Wireless-AC 8260 with a built-in 802.11a/b/g/n/ac WLAN transceiver.
2. Regarding to the operation frequency, the lowest, middle and highest frequency are selected to perform the test.
3. These tests were conducted on a sample of the equipment for the purpose of demonstrating compliance with Part 15 Subpart E for Unlicensed National Information Infrastructure devices.

Test Mode	Mode 1 SISO A: Transmit (802.11a-6Mbps) Mode 1 SISO A: Transmit (802.11n-20BW 7.2Mbps) Mode 1 SISO A: Transmit (802.11n-40BW 15Mbps) Mode 1 SISO A: Transmit (802.11ac-20BW-7.2Mbps) Mode 1 SISO A: Transmit (802.11ac-40BW-15Mbps) Mode 1 SISO A: Transmit (802.11ac-80BW-32.5Mbps) Mode 2 SISO B: Transmit (802.11a-6Mbps) Mode 2 SISO B: Transmit (802.11n-20BW 7.2Mbps) Mode 2 SISO B: Transmit (802.11n-40BW 15Mbps) Mode 2 SISO B: Transmit (802.11ac-20BW-7.2Mbps) Mode 2 SISO B: Transmit (802.11ac-40BW-15Mbps) Mode 2 SISO B: Transmit (802.11ac-80BW-32.5Mbps) Mode 3 MIMO: Transmit (802.11n-20BW 14.4Mbps) Mode 3 MIMO: Transmit (802.11n-40BW 30Mbps) Mode 3 MIMO: Transmit (802.11ac-20BW-14.4Mbps) Mode 3 MIMO: Transmit (802.11ac-40BW-30Mbps) Mode 3 MIMO: Transmit (802.11ac-80BW-65Mbps) Mode 4 Beamforming: Transmit (802.11n-20BW 14.4Mbps) Mode 4 Beamforming: Transmit (802.11n-40BW 30Mbps) Mode 4 Beamforming: Transmit (802.11ac-20BW-14.4Mbps) Mode 4 Beamforming: Transmit (802.11ac-40BW-30Mbps) Mode 4 Beamforming: Transmit (802.11ac-80BW-65Mbps)
-----------	---

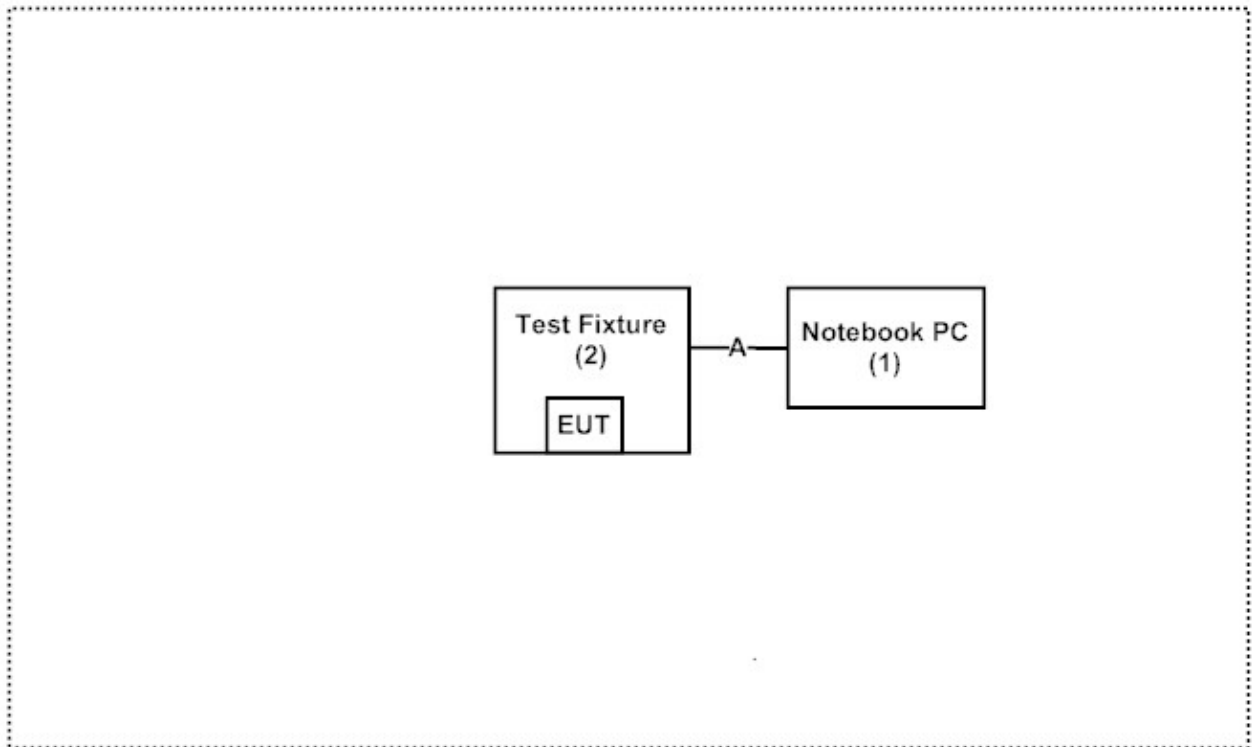
1.3. Tested System Details

The types for all equipment, plus descriptions of all cables used in the tested system (including inserted cards) are:

	Product	Manufacturer	Model No.	Serial No.	Power Cord
1	Notebook PC	DELL	N/A	N/A	Non-Shielded, 1.8m
2	Test Fixture	Intel	N/A	N/A	N/A

Signal Cable Type	Signal cable Description
A Test Fixture Cable	Non-Shielded, 1.0m

1.4. Configuration of tested System



1.5. EUT Exercise Software

- (1) Setup the EUT as shown on 1.4
- (2) Execute “DRTU (Ver 1.8.1-01253)” program on the EUT.
- (3) Configure the test mode, the test channel, and the data rate.
- (4) Start the continuous transmission.
- (5) Verify that the EUT works properly.

1.6. Test Facility

Ambient conditions in the laboratory:

Items	Required (IEC 68-1)	Actual
Temperature (°C)	15-35	20-35
Humidity (%RH)	25-75	50-65
Barometric pressure (mbar)	860-1060	950-1000

The related certificate for our laboratories about the test site and management system can be downloaded from Quietek Corporation's Web Site : <http://www.quietek.com/chinese/about/certificates.aspx?bval=5>

The address and introduction of Quietek Corporation's laboratories can be founded in our Web site : <http://www.quietek.com/>

Site Description: File on
 Federal Communications Commission
 FCC Engineering Laboratory
 7435 Oakland Mills Road
 Columbia, MD 21046
 Registration Number: 92195

Site Name: Quietek Corporation
 Site Address: No.5-22, Ruishukeng,
 Linkou Dist. New Taipei City 24451,
 Taiwan, R.O.C.
 TEL: 886-2-8601-3788 / FAX : 886-2-8601-3789
 E-Mail : service@quietek.com

FCC Accreditation Number: TW1014

2. Conducted Emission

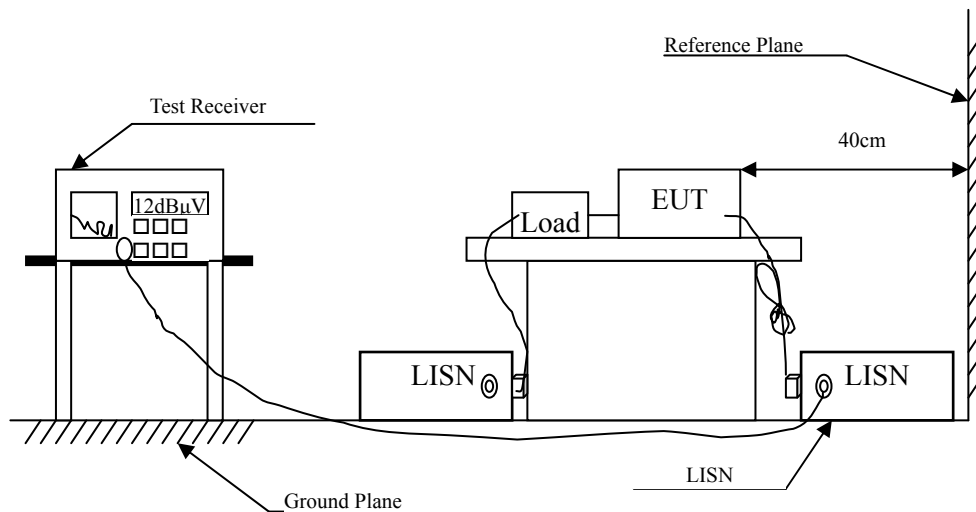
2.1. Test Equipment

	Equipment	Manufacturer	Model No. / Serial No.	Last Cal.	Remark
X	Test Receiver	R & S	ESCS 30 / 825442/018	Sep., 2014	
X	Artificial Mains Network	R & S	ENV4200 / 848411/10	Feb., 2015	Peripherals
X	LISN	R & S	ESH3-Z5 / 825562/002	Feb., 2015	EUT
	DC LISN	Schwarzbeck	8226 / 176	Mar, 2015	EUT
X	Pulse Limiter	R & S	ESH3-Z2 / 357.8810.52	Feb., 2015	
	No.1 Shielded Room				

Note:

1. All equipments are calibrated every one year.
2. The test instruments marked by "X" are used to measure the final test results.

2.2. Test Setup



2.3. Limits

FCC Part 15 Subpart C Paragraph 15.207 (dBμV) Limit		
Frequency MHz	Limits	
	QP	AV
0.15 - 0.50	66-56	56-46
0.50-5.0	56	46
5.0 - 30	60	50

Remarks : In the above table, the tighter limit applies at the band edges.

2.4. Test Procedure

The EUT and simulators are connected to the main power through a line impedance stabilization network (L.I.S.N.). This provides a 50 ohm /50uH coupling impedance for the measuring equipment. The peripheral devices are also connected to the main power through a LISN that provides a 50ohm /50uH coupling impedance with 50ohm termination. (Please refers to the block diagram of the test setup and photographs.)

Both sides of A.C. line are checked for maximum conducted interference. In order to find the maximum emission, the relative positions of equipment and all of the interface cables must be changed according to ANSI C63.10:2009 on conducted measurement.

Conducted emissions were investigated over the frequency range from 0.15MHz to 30MHz using a receiver bandwidth of 9kHz.

The EUT was setup to ANSI C63.4, 2009; tested to UNII test procedure of FCC KDB-789033 for compliance to FCC 47CFR Subpart E requirements.

2.5. Uncertainty

± 2.26 dB

2.6. Test Result of Conducted Emission

Product : Intel® Dual Band Wireless-AC 8260
 Test Item : Conducted Emission Test
 Power Line : Line 1
 Test Mode : Mode 1 SISO A: Transmit (802.11ac-80BW-32.5Mbps) (5210MHz)

Frequency MHz	Correct Factor dB	Reading Level dBμV	Measurement Level dBμV	Margin dB	Limit dBμV
LINE 1					
Quasi-Peak					
0.150	9.671	35.570	45.241	-20.759	66.000
0.181	9.662	33.100	42.762	-22.352	65.114
0.548	9.679	32.550	42.229	-13.771	56.000
1.576	9.745	20.380	30.125	-25.875	56.000
2.322	9.783	22.640	32.423	-23.577	56.000
18.478	10.048	10.270	20.318	-39.682	60.000
Average					
0.150	9.671	24.050	33.721	-22.279	56.000
0.181	9.662	23.290	32.952	-22.162	55.114
0.548	9.679	30.520	40.199	-5.801	46.000
1.576	9.745	13.090	22.835	-23.165	46.000
2.322	9.783	15.190	24.973	-21.027	46.000
18.478	10.048	1.300	11.348	-38.652	50.000

Note:

1. All Reading Levels are Quasi-Peak and average value.
2. "■" means the worst emission level.
3. Measurement Level = Reading Level + Correct Factor

Product : Intel® Dual Band Wireless-AC 8260
 Test Item : Conducted Emission Test
 Power Line : Line 2
 Test Mode : Mode 1 SISO A: Transmit (802.11ac-80BW-32.5Mbps) (5210MHz)

Frequency MHz	Correct Factor dB	Reading Level dBμV	Measurement Level dBμV	Margin dB	Limit dBμV
LINE 2					
Quasi-Peak					
0.181	9.662	31.280	40.942	-24.172	65.114
0.212	9.661	27.940	37.601	-26.628	64.229
0.551	9.680	31.710	41.390	-14.610	56.000
1.986	9.768	22.380	32.148	-23.852	56.000
2.369	9.784	22.370	32.154	-23.846	56.000
4.220	9.836	14.470	24.306	-31.694	56.000
Average					
0.181	9.662	19.430	29.092	-26.022	55.114
0.212	9.661	17.480	27.141	-27.088	54.229
0.551	9.680	28.880	38.560	-7.440	46.000
1.986	9.768	15.290	25.058	-20.942	46.000
2.369	9.784	14.530	24.314	-21.686	46.000
4.220	9.836	5.210	15.046	-30.954	46.000

Note:

1. All Reading Levels are Quasi-Peak and average value.
2. “■” means the worst emission level.
3. Measurement Level = Reading Level + Correct Factor

Product : Intel® Dual Band Wireless-AC 8260
 Test Item : Conducted Emission Test
 Power Line : Line 1
 Test Mode : Mode 1 SISO A: Transmit (802.11ac-80BW-32.5Mbps) (5530MHz)

Frequency MHz	Correct Factor dB	Reading Level dBµV	Measurement Level dBµV	Margin dB	Limit dBµV
LINE 1					
Quasi-Peak					
0.150	9.671	35.510	45.181	-20.819	66.000
0.244	9.663	27.860	37.523	-25.791	63.314
0.552	9.680	32.330	42.010	-13.990	56.000
1.552	9.744	21.870	31.614	-24.386	56.000
2.322	9.783	22.820	32.603	-23.397	56.000
18.646	10.049	12.620	22.669	-37.331	60.000
Average					
0.150	9.671	24.050	33.721	-22.279	56.000
0.244	9.663	20.040	29.703	-23.611	53.314
0.552	9.680	28.820	38.500	-7.500	46.000
1.552	9.744	16.450	26.194	-19.806	46.000
2.322	9.783	14.910	24.693	-21.307	46.000
18.646	10.049	2.290	12.339	-37.661	50.000

Note:

1. All Reading Levels are Quasi-Peak and average value.
2. "■" means the worst emission level.
3. Measurement Level = Reading Level + Correct Factor

Product : Intel® Dual Band Wireless-AC 8260
 Test Item : Conducted Emission Test
 Power Line : Line 2
 Test Mode : Mode 1 SISO A: Transmit (802.11ac-80BW-32.5Mbps) (5530MHz)

Frequency MHz	Correct Factor dB	Reading Level dBμV	Measurement Level dBμV	Margin dB	Limit dBμV
LINE 2					
Quasi-Peak					
0.154	9.670	35.710	45.380	-20.506	65.886
0.181	9.662	31.220	40.882	-24.232	65.114
0.552	9.680	31.460	41.140	-14.860	56.000
1.556	9.744	20.660	30.404	-25.596	56.000
2.318	9.782	23.000	32.782	-23.218	56.000
18.599	10.169	12.710	22.879	-37.121	60.000
Average					
0.154	9.670	22.390	32.060	-23.826	55.886
0.181	9.662	19.390	29.052	-26.062	55.114
0.552	9.680	28.070	37.750	-8.250	46.000
1.556	9.744	14.740	24.484	-21.516	46.000
2.318	9.782	15.170	24.952	-21.048	46.000
18.599	10.169	3.560	13.729	-36.271	50.000

Note:

1. All Reading Levels are Quasi-Peak and average value.
2. "■" means the worst emission level.
3. Measurement Level = Reading Level + Correct Factor

Product : Intel® Dual Band Wireless-AC 8260
 Test Item : Conducted Emission Test
 Power Line : Line 1
 Test Mode : Mode 1 SISO A: Transmit (802.11ac-80BW-32.5Mbps) (5610MHz)

Frequency MHz	Correct Factor dB	Reading Level dBµV	Measurement Level dBµV	Margin dB	Limit dBµV
LINE 1					
Quasi-Peak					
0.150	9.671	35.690	45.361	-20.639	66.000
0.177	9.663	27.340	37.003	-28.226	65.229
0.552	9.680	32.270	41.950	-14.050	56.000
1.548	9.744	21.330	31.074	-24.926	56.000
2.353	9.783	22.550	32.333	-23.667	56.000
4.209	9.835	16.040	25.875	-30.125	56.000
Average					
0.150	9.671	24.150	33.821	-22.179	56.000
0.177	9.663	16.940	26.603	-28.626	55.229
0.552	9.680	28.350	38.030	-7.970	46.000
1.548	9.744	15.210	24.954	-21.046	46.000
2.353	9.783	14.860	24.643	-21.357	46.000
4.209	9.835	7.290	17.125	-28.875	46.000

Note:

1. All Reading Levels are Quasi-Peak and average value.
2. "■" means the worst emission level.
3. Measurement Level = Reading Level + Correct Factor

Product : Intel® Dual Band Wireless-AC 8260
 Test Item : Conducted Emission Test
 Power Line : Line 2
 Test Mode : Mode 1 SISO A: Transmit (802.11ac-80BW-32.5Mbps) (5610MHz)

Frequency MHz	Correct Factor dB	Reading Level dBμV	Measurement Level dBμV	Margin dB	Limit dBμV
LINE 2					
Quasi-Peak					
0.154	9.670	35.510	45.180	-20.706	65.886
0.185	9.661	30.900	40.561	-24.439	65.000
0.548	9.679	31.610	41.289	-14.711	56.000
1.580	9.746	19.610	29.356	-26.644	56.000
2.345	9.783	22.970	32.753	-23.247	56.000
18.353	10.167	13.850	24.017	-35.983	60.000
Average					
0.154	9.670	22.250	31.920	-23.966	55.886
0.185	9.661	18.960	28.621	-26.379	55.000
0.548	9.679	29.480	39.159	-6.841	46.000
1.580	9.746	13.150	22.896	-23.104	46.000
2.345	9.783	15.260	25.043	-20.957	46.000
18.353	10.167	4.000	14.167	-35.833	50.000

Note:

1. All Reading Levels are Quasi-Peak and average value.
2. "■" means the worst emission level.
3. Measurement Level = Reading Level + Correct Factor

Product : Intel® Dual Band Wireless-AC 8260
 Test Item : Conducted Emission Test
 Power Line : Line 1
 Test Mode : Mode 2 SISO B: Transmit (802.11ac-80BW-32.5Mbps) (5210MHz)

Frequency MHz	Correct Factor dB	Reading Level dBμV	Measurement Level dBμV	Margin dB	Limit dBμV
LINE 1					
Quasi-Peak					
0.150	9.671	36.630	46.301	-19.699	66.000
0.177	9.663	29.360	39.023	-26.206	65.229
0.240	9.663	26.310	35.973	-27.456	63.429
0.552	9.680	29.970	39.650	-16.350	56.000
2.369	9.784	20.470	30.254	-25.746	56.000
18.697	10.050	12.360	22.410	-37.590	60.000
Average					
0.150	9.671	29.980	39.651	-16.349	56.000
0.177	9.663	15.770	25.433	-29.796	55.229
0.240	9.663	20.350	30.013	-23.416	53.429
0.552	9.680	18.660	28.340	-17.660	46.000
2.369	9.784	17.020	26.804	-19.196	46.000
18.697	10.050	5.180	15.230	-34.770	50.000

Note:

1. All Reading Levels are Quasi-Peak and average value.
2. "■" means the worst emission level.
3. Measurement Level = Reading Level + Correct Factor

Product : Intel® Dual Band Wireless-AC 8260
 Test Item : Conducted Emission Test
 Power Line : Line 2
 Test Mode : Mode 2 SISO B: Transmit (802.11ac-80BW-32.5Mbps) (5210MHz)

Frequency MHz	Correct Factor dB	Reading Level dBμV	Measurement Level dBμV	Margin dB	Limit dBμV
LINE 2					
Quasi-Peak					
0.150	9.671	35.680	45.351	-20.649	66.000
0.181	9.662	32.480	42.142	-22.972	65.114
0.396	9.671	18.660	28.331	-30.640	58.971
0.552	9.680	29.970	39.650	-16.350	56.000
2.310	9.782	20.970	30.752	-25.248	56.000
18.232	10.166	11.500	21.666	-38.334	60.000
Average					
0.150	9.671	27.730	37.401	-18.599	56.000
0.181	9.662	21.390	31.052	-24.062	55.114
0.396	9.671	13.110	22.781	-26.190	48.971
0.552	9.680	27.090	36.770	-9.230	46.000
2.310	9.782	11.410	21.192	-24.808	46.000
18.232	10.166	2.530	12.696	-37.304	50.000

Note:

1. All Reading Levels are Quasi-Peak and average value.
2. "■" means the worst emission level.
3. Measurement Level = Reading Level + Correct Factor

Product : Intel® Dual Band Wireless-AC 8260
 Test Item : Conducted Emission Test
 Power Line : Line 1
 Test Mode : Mode 2 SISO B: Transmit (802.11ac-80BW-32.5Mbps) (5530MHz)

Frequency MHz	Correct Factor dB	Reading Level dBµV	Measurement Level dBµV	Margin dB	Limit dBµV
LINE 1					
Quasi-Peak					
0.150	9.671	36.610	46.281	-19.719	66.000
0.181	9.662	34.090	43.752	-21.362	65.114
0.212	9.661	31.310	40.971	-23.258	64.229
0.556	9.680	24.350	34.030	-21.970	56.000
2.337	9.783	20.830	30.613	-25.387	56.000
18.943	10.052	11.390	21.442	-38.558	60.000
Average					
0.150	9.671	20.950	30.621	-25.379	56.000
0.181	9.662	27.290	36.952	-18.162	55.114
0.212	9.661	20.470	30.131	-24.098	54.229
0.556	9.680	13.440	23.120	-22.880	46.000
2.337	9.783	12.750	22.533	-23.467	46.000
18.943	10.052	2.340	12.392	-37.608	50.000

Note:

1. All Reading Levels are Quasi-Peak and average value.
2. "■" means the worst emission level.
3. Measurement Level = Reading Level + Correct Factor

Product : Intel® Dual Band Wireless-AC 8260
 Test Item : Conducted Emission Test
 Power Line : Line 2
 Test Mode : Mode 2 SISO B: Transmit (802.11ac-80BW-32.5Mbps) (5530MHz)

Frequency MHz	Correct Factor dB	Reading Level dBμV	Measurement Level dBμV	Margin dB	Limit dBμV
LINE 2					
Quasi-Peak					
0.158	9.668	27.920	37.588	-28.183	65.771
0.189	9.660	22.560	32.220	-32.666	64.886
0.552	9.680	29.000	38.680	-17.320	56.000
0.576	9.681	28.960	38.641	-17.359	56.000
2.369	9.784	21.070	30.854	-25.146	56.000
19.170	10.184	13.400	23.584	-36.416	60.000
Average					
0.158	9.668	7.460	17.128	-38.643	55.771
0.189	9.660	5.290	14.950	-39.936	54.886
0.552	9.680	24.550	34.230	-11.770	46.000
0.576	9.681	24.310	33.991	-12.009	46.000
2.369	9.784	12.100	21.884	-24.116	46.000
19.170	10.184	4.800	14.984	-35.016	50.000

Note:

1. All Reading Levels are Quasi-Peak and average value.
2. "■" means the worst emission level.
3. Measurement Level = Reading Level + Correct Factor

Product : Intel® Dual Band Wireless-AC 8260
 Test Item : Conducted Emission Test
 Power Line : Line 1
 Test Mode : Mode 2 SISO B: Transmit (802.11ac-80BW-32.5Mbps) (5610MHz)

Frequency MHz	Correct Factor dB	Reading Level dBμV	Measurement Level dBμV	Margin dB	Limit dBμV
LINE 1					
Quasi-Peak					
0.150	9.671	36.610	46.281	-19.719	66.000
0.181	9.662	34.010	43.672	-21.442	65.114
0.212	9.661	31.310	40.971	-23.258	64.229
0.552	9.680	30.110	39.790	-16.210	56.000
2.029	9.770	19.480	29.250	-26.750	56.000
19.150	10.054	13.220	23.274	-36.726	60.000
Average					
0.150	9.671	29.680	39.351	-16.649	56.000
0.181	9.662	23.630	33.292	-21.822	55.114
0.212	9.661	26.340	36.001	-18.228	54.229
0.552	9.680	24.350	34.030	-11.970	46.000
2.029	9.770	13.850	23.620	-22.380	46.000
19.150	10.054	5.770	15.824	-34.176	50.000

Note:

1. All Reading Levels are Quasi-Peak and average value.
2. "■" means the worst emission level.
3. Measurement Level = Reading Level + Correct Factor

Product : Intel® Dual Band Wireless-AC 8260
 Test Item : Conducted Emission Test
 Power Line : Line 2
 Test Mode : Mode 2 SISO B: Transmit (802.11ac-80BW-32.5Mbps) (5610MHz)

Frequency MHz	Correct Factor dB	Reading Level dBμV	Measurement Level dBμV	Margin dB	Limit dBμV
LINE 2					
Quasi-Peak					
0.150	9.671	35.870	45.541	-20.459	66.000
0.185	9.661	30.990	40.651	-24.349	65.000
0.216	9.661	25.800	35.461	-28.653	64.114
0.548	9.679	30.300	39.979	-16.021	56.000
2.306	9.782	20.710	30.492	-25.508	56.000
19.107	10.184	12.840	23.024	-36.976	60.000
Average					
0.150	9.671	22.960	32.631	-23.369	56.000
0.185	9.661	23.390	33.051	-21.949	55.000
0.216	9.661	11.330	20.991	-33.123	54.114
0.548	9.679	25.650	35.329	-10.671	46.000
2.306	9.782	17.060	26.842	-19.158	46.000
19.107	10.184	9.230	19.414	-30.586	50.000

Note:

1. All Reading Levels are Quasi-Peak and average value.
2. "■" means the worst emission level.
3. Measurement Level = Reading Level + Correct Factor

Product : Intel® Dual Band Wireless-AC 8260
 Test Item : Conducted Emission Test
 Power Line : Line 1
 Test Mode : Mode 3 MIMO: Transmit (802.11ac-80BW-65Mbps) (5210MHz)

Frequency MHz	Correct Factor dB	Reading Level dBμV	Measurement Level dBμV	Margin dB	Limit dBμV
LINE 1					
Quasi-Peak					
0.150	9.671	36.690	46.361	-19.639	66.000
0.181	9.662	34.150	43.812	-21.302	65.114
0.548	9.679	31.510	41.189	-14.811	56.000
0.576	9.681	30.700	40.381	-15.619	56.000
2.048	9.771	19.360	29.131	-26.869	56.000
18.783	10.051	12.650	22.701	-37.299	60.000
Average					
0.150	9.671	23.810	33.481	-22.519	56.000
0.181	9.662	21.390	31.052	-24.062	55.114
0.548	9.679	29.720	39.399	-6.601	46.000
0.576	9.681	29.050	38.731	-7.269	46.000
2.048	9.771	10.620	20.391	-25.609	46.000
18.783	10.051	2.940	12.991	-37.009	50.000

Note:

1. All Reading Levels are Quasi-Peak and average value.
2. "■" means the worst emission level.
3. Measurement Level = Reading Level + Correct Factor

Product : Intel® Dual Band Wireless-AC 8260
 Test Item : Conducted Emission Test
 Power Line : Line 2
 Test Mode : Mode 3 MIMO: Transmit (802.11ac-80BW-65Mbps) (5210MHz)

Frequency MHz	Correct Factor dB	Reading Level dBμV	Measurement Level dBμV	Margin dB	Limit dBμV
LINE 2					
Quasi-Peak					
0.154	9.670	35.620	45.290	-20.596	65.886
0.185	9.661	31.070	40.731	-24.269	65.000
0.212	9.661	28.870	38.531	-25.698	64.229
0.545	9.679	29.670	39.349	-16.651	56.000
2.341	9.783	21.340	31.123	-24.877	56.000
19.357	10.186	12.490	22.676	-37.324	60.000
Average					
0.154	9.670	17.400	27.070	-28.816	55.886
0.185	9.661	20.470	30.131	-24.869	55.000
0.212	9.661	14.470	24.131	-30.098	54.229
0.545	9.679	29.330	39.009	-6.991	46.000
2.341	9.783	11.630	21.413	-24.587	46.000
19.357	10.186	5.790	15.976	-34.024	50.000

Note:

1. All Reading Levels are Quasi-Peak and average value.
2. “■” means the worst emission level.
3. Measurement Level = Reading Level + Correct Factor

Product : Intel® Dual Band Wireless-AC 8260
 Test Item : Conducted Emission Test
 Power Line : Line 1
 Test Mode : Mode 3 MIMO: Transmit (802.11ac-80BW-65Mbps) (5530MHz)

Frequency MHz	Correct Factor dB	Reading Level dBμV	Measurement Level dBμV	Margin dB	Limit dBμV
LINE 1					
Quasi-Peak					
0.150	9.671	36.490	46.161	-19.839	66.000
0.248	9.663	23.300	32.963	-30.237	63.200
0.545	9.679	30.930	40.609	-15.391	56.000
0.576	9.681	30.620	40.301	-15.699	56.000
2.404	9.784	20.030	29.814	-26.186	56.000
18.802	10.051	12.650	22.701	-37.299	60.000
Average					
0.150	9.671	22.280	31.951	-24.049	56.000
0.248	9.663	17.740	27.403	-25.797	53.200
0.545	9.679	28.580	38.259	-7.741	46.000
0.576	9.681	30.410	40.091	-5.909	46.000
2.404	9.784	11.660	21.444	-24.556	46.000
18.802	10.051	3.870	13.921	-36.079	50.000

Note:

1. All Reading Levels are Quasi-Peak and average value.
2. "■" means the worst emission level.
3. Measurement Level = Reading Level + Correct Factor

Product : Intel® Dual Band Wireless-AC 8260
 Test Item : Conducted Emission Test
 Power Line : Line 2
 Test Mode : Mode 3 MIMO: Transmit (802.11ac-80BW-65Mbps) (5530MHz)

Frequency MHz	Correct Factor dB	Reading Level dBμV	Measurement Level dBμV	Margin dB	Limit dBμV
LINE 2					
Quasi-Peak					
0.150	9.671	36.350	46.021	-19.979	66.000
0.185	9.661	29.970	39.631	-25.369	65.000
0.545	9.679	29.690	39.369	-16.631	56.000
0.580	9.681	27.590	37.271	-18.729	56.000
2.357	9.783	21.070	30.853	-25.147	56.000
18.818	10.181	12.370	22.551	-37.449	60.000
Average					
0.150	9.671	22.450	32.121	-23.879	56.000
0.185	9.661	16.300	25.961	-29.039	55.000
0.545	9.679	28.840	38.519	-7.481	46.000
0.580	9.681	21.150	30.831	-15.169	46.000
2.357	9.783	12.170	21.953	-24.047	46.000
18.818	10.181	6.010	16.191	-33.809	50.000

Note:

1. All Reading Levels are Quasi-Peak and average value.
2. "■" means the worst emission level.
3. Measurement Level = Reading Level + Correct Factor

Product : Intel® Dual Band Wireless-AC 8260
 Test Item : Conducted Emission Test
 Power Line : Line 1
 Test Mode : Mode 3 MIMO: Transmit (802.11ac-80BW-65Mbps) (5610MHz)

Frequency MHz	Correct Factor dB	Reading Level dBμV	Measurement Level dBμV	Margin dB	Limit dBμV
LINE 1					
Quasi-Peak					
0.154	9.670	35.890	45.560	-20.326	65.886
0.177	9.663	31.010	40.673	-24.556	65.229
0.552	9.680	27.150	36.830	-19.170	56.000
0.576	9.681	30.800	40.481	-15.519	56.000
2.099	9.774	19.560	29.334	-26.666	56.000
18.791	10.051	12.470	22.521	-37.479	60.000
Average					
0.154	9.670	24.710	34.380	-21.506	55.886
0.177	9.663	20.470	30.133	-25.096	55.229
0.552	9.680	14.780	24.460	-21.540	46.000
0.576	9.681	29.750	39.431	-6.569	46.000
2.099	9.774	12.900	22.674	-23.326	46.000
18.791	10.051	2.790	12.841	-37.159	50.000

Note:

1. All Reading Levels are Quasi-Peak and average value.
2. "■" means the worst emission level.
3. Measurement Level = Reading Level + Correct Factor

Product : Intel® Dual Band Wireless-AC 8260
 Test Item : Conducted Emission Test
 Power Line : Line 2
 Test Mode : Mode 3 MIMO: Transmit (802.11ac-80BW-65Mbps) (5610MHz)

Frequency MHz	Correct Factor dB	Reading Level dBμV	Measurement Level dBμV	Margin dB	Limit dBμV
LINE 2					
Quasi-Peak					
0.154	9.670	34.720	44.390	-21.496	65.886
0.177	9.663	30.090	39.753	-25.476	65.229
0.185	9.661	29.200	38.861	-26.139	65.000
0.568	9.680	28.770	38.450	-17.550	56.000
2.408	9.785	20.670	30.455	-25.545	56.000
18.853	10.181	11.710	21.891	-38.109	60.000
Average					
0.154	9.670	25.610	35.280	-20.606	55.886
0.177	9.663	19.790	29.453	-25.776	55.229
0.185	9.661	13.260	22.921	-32.079	55.000
0.568	9.680	19.850	29.530	-16.470	46.000
2.408	9.785	16.770	26.555	-19.445	46.000
18.853	10.181	2.000	12.181	-37.819	50.000

Note:

1. All Reading Levels are Quasi-Peak and average value.
2. "■" means the worst emission level.
3. Measurement Level = Reading Level + Correct Factor

Product : Intel® Dual Band Wireless-AC 8260
 Test Item : Conducted Emission Test
 Power Line : Line 1
 Test Mode : Mode 4 Beamforming: Transmit (802.11ac-80BW-65Mbps) (5210MHz)

Frequency MHz	Correct Factor dB	Reading Level dBµV	Measurement Level dBµV	Margin dB	Limit dBµV
LINE 1					
Quasi-Peak					
0.150	9.671	37.900	47.571	-18.429	66.000
0.177	9.663	32.320	41.983	-23.246	65.229
0.209	9.661	30.580	40.241	-24.073	64.314
0.572	9.681	31.290	40.971	-15.029	56.000
1.986	9.768	20.140	29.908	-26.092	56.000
18.533	10.048	11.230	21.278	-38.722	60.000
Average					
0.150	9.671	22.700	32.371	-23.629	56.000
0.177	9.663	24.960	34.623	-20.606	55.229
0.209	9.661	19.370	29.031	-25.283	54.314
0.572	9.681	29.290	38.971	-7.029	46.000
1.986	9.768	11.060	20.828	-25.172	46.000
18.533	10.048	2.410	12.458	-37.542	50.000

Note:

1. All Reading Levels are Quasi-Peak and average value.
2. "■" means the worst emission level.
3. Measurement Level = Reading Level + Correct Factor

Product : Intel® Dual Band Wireless-AC 8260
 Test Item : Conducted Emission Test
 Power Line : Line 2
 Test Mode : Mode 4 Beamforming: Transmit (802.11ac-80BW-65Mbps) (5210MHz)

Frequency MHz	Correct Factor dB	Reading Level dBμV	Measurement Level dBμV	Margin dB	Limit dBμV
LINE 2					
Quasi-Peak					
0.185	9.661	29.440	39.101	-25.899	65.000
0.392	9.671	19.060	28.731	-30.355	59.086
0.545	9.679	29.360	39.039	-16.961	56.000
0.572	9.681	30.030	39.711	-16.289	56.000
2.404	9.784	20.390	30.174	-25.826	56.000
18.584	10.169	10.480	20.649	-39.351	60.000
Average					
0.185	9.661	11.860	21.521	-33.479	55.000
0.392	9.671	11.850	21.521	-27.565	49.086
0.545	9.679	25.880	35.559	-10.441	46.000
0.572	9.681	29.600	39.281	-6.719	46.000
2.404	9.784	16.690	26.474	-19.526	46.000
18.584	10.169	1.340	11.509	-38.491	50.000

Note:

1. All Reading Levels are Quasi-Peak and average value.
2. "■" means the worst emission level.
3. Measurement Level = Reading Level + Correct Factor

Product : Intel® Dual Band Wireless-AC 8260
 Test Item : Conducted Emission Test
 Power Line : Line 1
 Test Mode : Mode 4 Beamforming: Transmit (802.11ac-80BW-65Mbps) (5530MHz)

Frequency MHz	Correct Factor dB	Reading Level dBµV	Measurement Level dBµV	Margin dB	Limit dBµV
LINE 1					
Quasi-Peak					
0.150	9.671	37.940	47.611	-18.389	66.000
0.181	9.662	34.940	44.602	-20.512	65.114
0.548	9.679	29.520	39.199	-16.801	56.000
0.572	9.681	31.130	40.811	-15.189	56.000
2.365	9.784	20.530	30.314	-25.686	56.000
19.064	10.053	11.700	21.753	-38.247	60.000
Average					
0.150	9.671	22.790	32.461	-23.539	56.000
0.181	9.662	29.790	39.452	-15.662	55.114
0.548	9.679	21.590	31.269	-14.731	46.000
0.572	9.681	27.820	37.501	-8.499	46.000
2.365	9.784	14.200	23.984	-22.016	46.000
19.064	10.053	1.860	11.913	-38.087	50.000

Note:

1. All Reading Levels are Quasi-Peak and average value.
2. "■" means the worst emission level.
3. Measurement Level = Reading Level + Correct Factor

Product : Intel® Dual Band Wireless-AC 8260
 Test Item : Conducted Emission Test
 Power Line : Line 2
 Test Mode : Mode 4 Beamforming: Transmit (802.11ac-80BW-65Mbps) (5530MHz)

Frequency MHz	Correct Factor dB	Reading Level dBμV	Measurement Level dBμV	Margin dB	Limit dBμV
LINE 2					
Quasi-Peak					
0.150	9.671	37.400	47.071	-18.929	66.000
0.181	9.662	33.670	43.332	-21.782	65.114
0.545	9.679	29.440	39.119	-16.881	56.000
0.576	9.681	29.100	38.781	-17.219	56.000
2.111	9.775	19.950	29.725	-26.275	56.000
19.138	10.184	11.460	21.644	-38.356	60.000
Average					
0.150	9.671	21.050	30.721	-25.279	56.000
0.181	9.662	17.140	26.802	-28.312	55.114
0.545	9.679	28.190	37.869	-8.131	46.000
0.576	9.681	28.460	38.141	-7.859	46.000
2.111	9.775	10.230	20.005	-25.995	46.000
19.138	10.184	3.400	13.584	-36.416	50.000

Note:

1. All Reading Levels are Quasi-Peak and average value.
2. "■" means the worst emission level.
3. Measurement Level = Reading Level + Correct Factor

Product : Intel® Dual Band Wireless-AC 8260
 Test Item : Conducted Emission Test
 Power Line : Line 1
 Test Mode : Mode 4 Beamforming: Transmit (802.11ac-80BW-65Mbps) (5610MHz)

Frequency MHz	Correct Factor dB	Reading Level dBμV	Measurement Level dBμV	Margin dB	Limit dBμV
LINE 1					
Quasi-Peak					
0.154	9.670	35.720	45.390	-20.496	65.886
0.181	9.662	34.980	44.642	-20.472	65.114
0.545	9.679	30.680	40.359	-15.641	56.000
0.572	9.681	31.330	41.011	-14.989	56.000
2.072	9.773	19.740	29.513	-26.487	56.000
18.599	10.049	11.270	21.319	-38.681	60.000
Average					
0.154	9.670	21.730	31.400	-24.486	55.886
0.181	9.662	30.170	39.832	-15.282	55.114
0.545	9.679	29.250	38.929	-7.071	46.000
0.572	9.681	29.370	39.051	-6.949	46.000
2.072	9.773	11.370	21.143	-24.857	46.000
18.599	10.049	3.500	13.549	-36.451	50.000

Note:

1. All Reading Levels are Quasi-Peak and average value.
2. "■" means the worst emission level.
3. Measurement Level = Reading Level + Correct Factor

Product : Intel® Dual Band Wireless-AC 8260
 Test Item : Conducted Emission Test
 Power Line : Line 2
 Test Mode : Mode 4 Beamforming: Transmit (802.11ac-80BW-65Mbps) (5610MHz)

Frequency MHz	Correct Factor dB	Reading Level dBμV	Measurement Level dBμV	Margin dB	Limit dBμV
LINE 2					
Quasi-Peak					
0.150	9.671	37.480	47.151	-18.849	66.000
0.181	9.662	33.790	43.452	-21.662	65.114
0.212	9.661	29.540	39.201	-25.028	64.229
0.548	9.679	28.350	38.029	-17.971	56.000
2.013	9.769	19.970	29.739	-26.261	56.000
19.357	10.186	11.760	21.946	-38.054	60.000
Average					
0.150	9.671	26.950	36.621	-19.379	56.000
0.181	9.662	15.080	24.742	-30.372	55.114
0.212	9.661	13.850	23.511	-30.718	54.229
0.548	9.679	21.390	31.069	-14.931	46.000
2.013	9.769	14.330	24.099	-21.901	46.000
19.357	10.186	6.210	16.396	-33.604	50.000

Note:

1. All Reading Levels are Quasi-Peak and average value.
2. "■" means the worst emission level.
3. Measurement Level = Reading Level + Correct Factor

3. Maximun conducted output power

3.1. Test Equipment

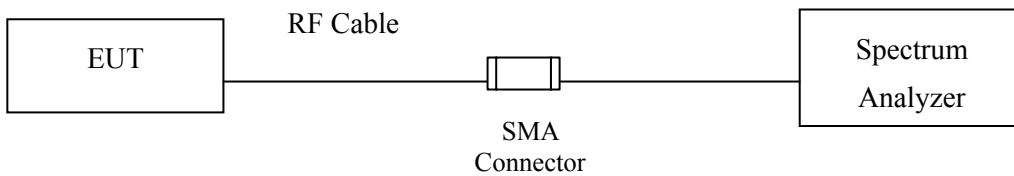
	Equipment	Manufacturer	Model No./Serial No.	Last Cal.
X	Power Meter	Anritsu	ML2495A/6K00003357	May, 2015
X	Power Sensor	Anritsu	MA2411B/0738448	Jun., 2014
X	Spectrum Analyzer	Agilent	N9010A / MY48030495	Apr., 2015

Note:

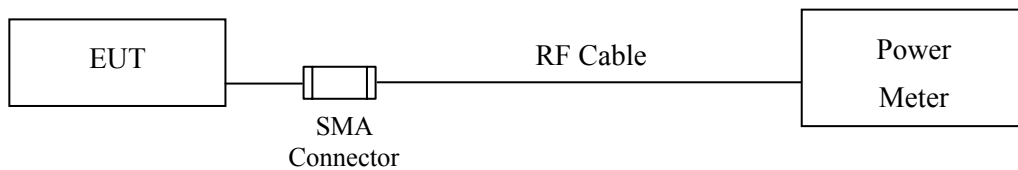
1. All equipments are calibrated with traceable calibrations. Each calibration is traceable to the national or international standards.
2. The test instruments marked with “X” are used to measure the final test results.

3.2. Test Setup

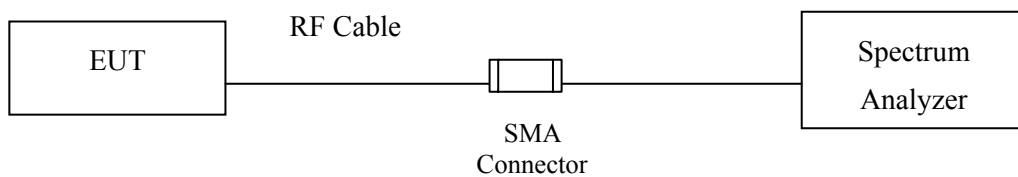
99% Occupied Bandwidth



Conduction Power Measurement (for 802.11a)



Conduction Power Measurement (for 802.11ac)



3.3. Limits

3.3.1. For the band 5.15-5.25 GHz,

(i) For an outdoor access point operating in the band 5.15-5.25 GHz, the maximum conducted output power over the frequency band of operation shall not exceed 1 W, provided the maximum antenna gain does not exceed 6 dBi. If transmitting antennas of directional gain greater than 6 dBi are used, the maximum conducted output power shall be reduced by the amount in dB that the directional gain of the antenna exceeds 6 dBi. The maximum e.i.r.p. at any elevation angle above 30 degrees as measured from the horizon must not exceed 125 mW (21 dBm).

(ii) For an indoor access point operating in the band 5.15-5.25 GHz, the maximum conducted output power over the frequency band of operation shall not exceed 1 W provided the maximum antenna gain does not exceed 6 dBi. In addition, if transmitting antennas of directional gain greater than 6 dBi are used, the maximum conducted output power shall be reduced by the amount in dB that the directional gain of the antenna exceeds 6 dBi.

(iii) For fixed point-to-point access points operating in the band 5.15-5.25 GHz, the maximum conducted output power over the frequency band of operation shall not exceed 1 W. Fixed point-to-point U-NII devices may employ antennas with directional gain up to 23 dBi without any corresponding reduction in the maximum conducted output power. For fixed point-to-point transmitters that employ a directional antenna gain greater than 23 dBi, a 1 dB reduction in maximum conducted output power is required for each 1 dB of antenna gain in excess of 23 dBi. Fixed, point-to-point operations exclude the use of point-to-multipoint systems, omnidirectional applications, and multiple collocated transmitters transmitting the same information. The operator of the U-NII device, or if the equipment is professionally installed, the installer, is responsible for ensuring that systems employing high gain directional antennas are used exclusively for fixed, point-to-point operations.

(iv) For mobile and portable client devices in the 5.15-5.25 GHz band, the maximum conducted output power over the frequency band of operation shall not exceed 250 mW provided the maximum antenna gain does not exceed 6 dBi. In addition, if transmitting antennas of directional gain greater than 6 dBi are used, the maximum conducted output power shall be reduced by the amount in dB that the directional gain of the antenna exceeds 6 dBi.

3.3.2. For the 5.25-5.35 GHz and 5.47-5.725 GHz bands, the maximum conducted output power over the frequency bands of operation shall not exceed the lesser of 250 mW or $11 \text{ dBm} + 10 \log B$, where B is the 26 dB emission bandwidth in megahertz. If transmitting antennas of directional gain greater than 6 dBi are used, the maximum conducted output power shall be reduced by the amount in dB that the directional gain of the antenna exceeds 6 dBi.

3.3.3. For the band 5.725-5.85 GHz, the maximum conducted output power over the frequency band of operation shall not exceed 1 W. In addition, if transmitting antennas of directional gain greater than 6 dBi are used, the maximum conducted output power shall be reduced by the amount in dB that the directional gain of the antenna exceeds 6 dBi. However, fixed point-to-point UNII devices operating in this band may employ transmitting antennas with directional gain greater than 6 dBi without any

corresponding reduction in transmitter conducted power. Fixed, point-to-point operations exclude the use of point-to-multipoint systems, omnidirectional applications, and multiple collocated transmitters transmitting the same information. The operator of the U-NII device, or if the equipment is professionally installed, the installer, is responsible for ensuring that systems employing high gain directional antennas are used exclusively for fixed, point-to-point operations.

3.4. Test Procedure

As an alternative to FCC KDB-789033, the EUT maximum conducted output power was measured with an average power meter employing a video bandwidth greater the 6dB BW of the emission under test. Maximum conducted output power was read directly from the meter across all data rates, and across three channels within each sub-band. Special care was used to make sure that the EUT was transmitting in continuous mode. This method exceeds the limitations of FCC KDB-789033, and provides more accurate measurements.

802.11an (BW \leq 40MHz) Maximum conducted output power using KDB 789033 section E)3)b) Method PM-G (Measurement using a gated RF average power meter)

Note: the power meter have a video bandwidth that is greater than or equal to the measurement bandwidth, (Anritsu/ MA2411B video bandwidth: 65MHz)

802.11ac (BW=80MHz) Maximum conducted output power using KDB 789033 section E)2)b) Method SA-1 (trace averaging with the EUT transmitting at full power throughout each sweep).

When transmitted signals consist of two or more non-contiguous spectrum segments (e.g., 80+80 MHz mode) or when a single spectrum segment of a transmission crosses the boundary between two adjacent U-NII bands, KDB 644545 D01 section F) procedure is used for measurements.

3.5. Uncertainty

Power sensor/meter method: \pm 0.517 dB

Spectrum analyzer method: \pm 1.27 dB

3.6. Test Result of Maximum conducted output power

Product : Intel® Dual Band Wireless-AC 8260
 Test Item : Maximum conducted output power
 Test Site : No.3 OATS
 Test Mode : Mode 1 SISO A: Transmit (802.11a-6Mbps)

Cable loss=1dB		Maximum conducted output power								
Channel No.	Frequency (MHz)	Data Rate (Mbps)								Required Limit
		6	9	12	18	24	36	48	54	
		Measurement Level (dBm)								
36	5180	20.18	--	--	--	--	--	--	--	<24dBm
44	5220	21.16	21.03	20.94	20.83	20.76	20.68	20.53	20.41	<24dBm
48	5240	21.31								<24dBm
52	5260	21.33	--	--	--	--	--	--	--	<24dBm
60	5300	21.2	21.17	21.08	20.93	20.87	20.71	20.63	20.55	<24dBm
64	5320	18.31	--	--	--	--	--	--	--	<24dBm
100	5500	19.26	--	--	--	--	--	--	--	<24dBm
116	5580	21.33	21.22	21.17	21.02	20.95	20.84	20.77	20.63	<24dBm
140	5700	21.21	--	--	--	--	--	--	--	<24dBm

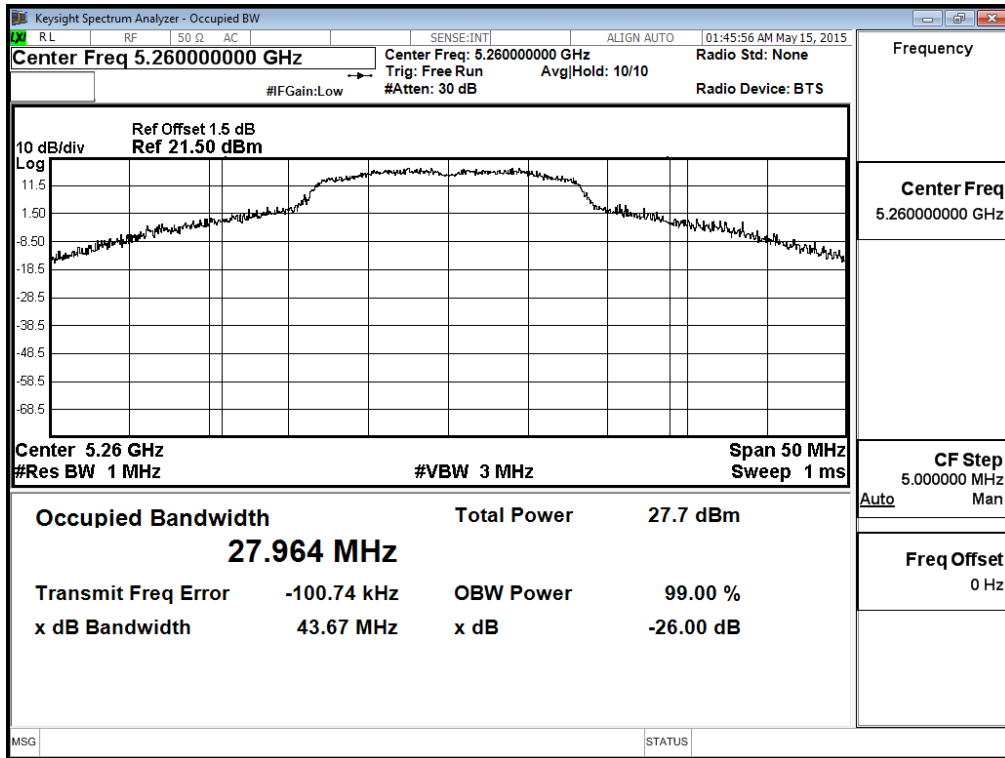
Note: Maximum conducted output power Value =Reading value on average power meter + cable loss

Maximum conducted output power Measurement:

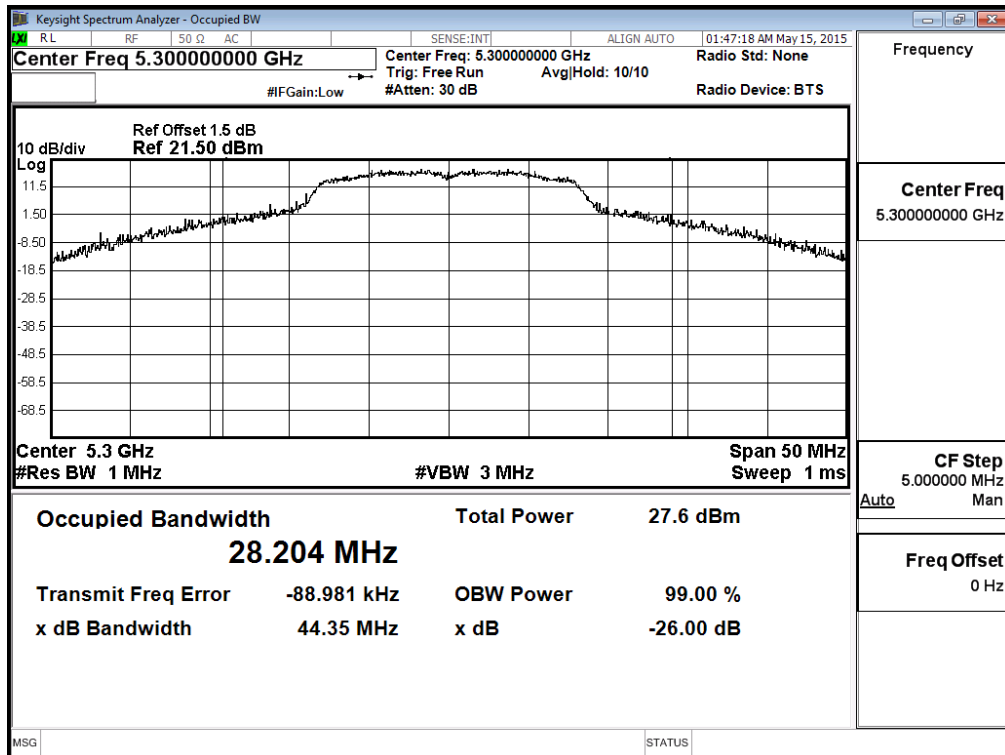
Channel No	Frequency Range (MHz)	99% Bandwidth (MHz)	Output Power (dBm)	Duty Factor (dB)	Total Output Power (dBm)	Output Power Limit	
						(dBm)	dBm+10log(BW)
36	5180	--	20.18	0.079	20.259	24	--
44	5220	--	21.16	0.079	21.239	24	--
48	5240	--	21.31	0.079	21.389	24	--
52	5260	27.964	21.33	0.079	21.409	24	25.47
60	5300	28.204	21.2	0.079	21.279	24	25.50
64	5320	19.701	18.31	0.079	18.389	24	23.94
100	5500	19.904	19.26	0.079	19.339	24	23.99
116	5580	27.504	21.33	0.079	21.409	24	25.39
140	5700	26.417	21.21	0.079	21.289	24	25.22

Note: Total Output Power Value = Output Power value + Duty Factor

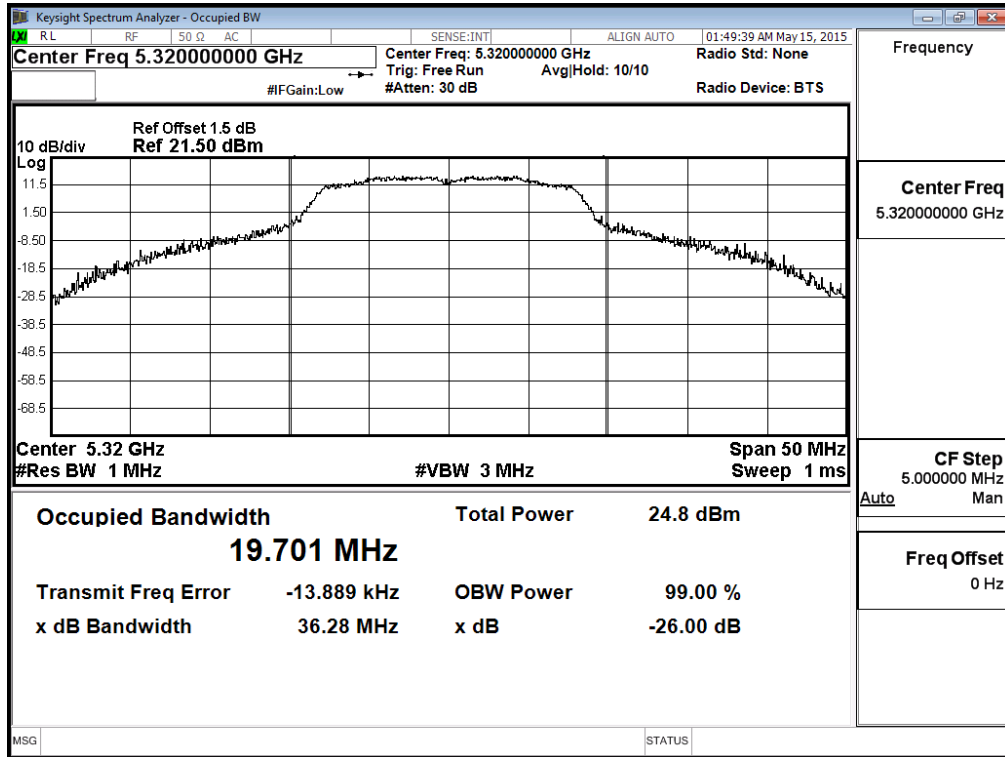
**99% Occupied Bandwidth:
Channel 52:**



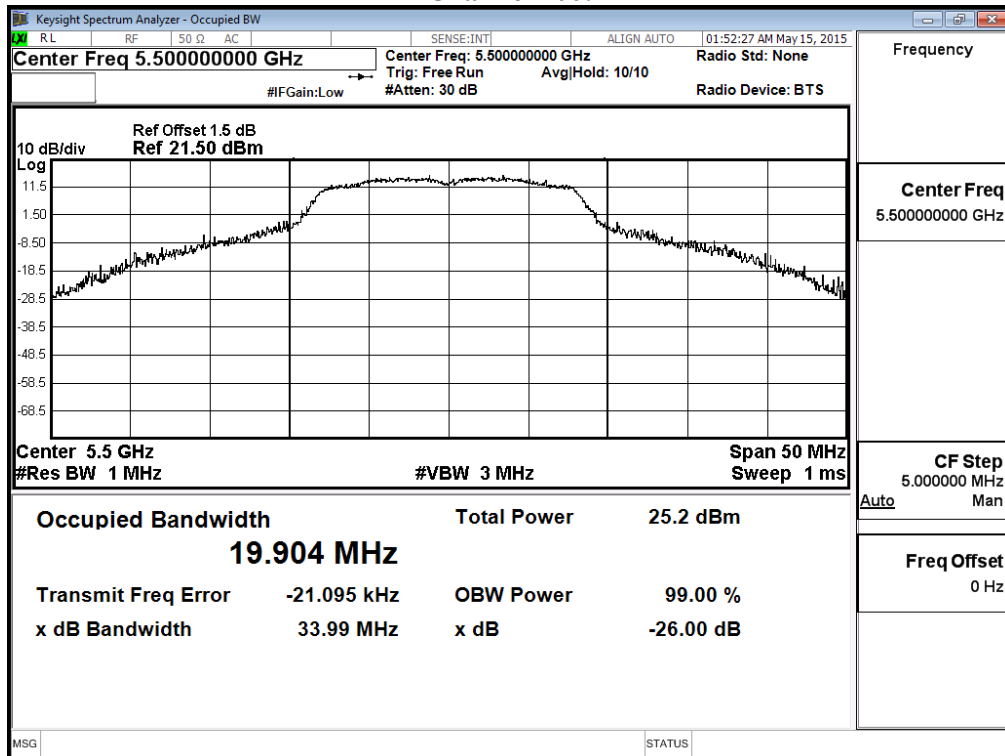
Channel 60:



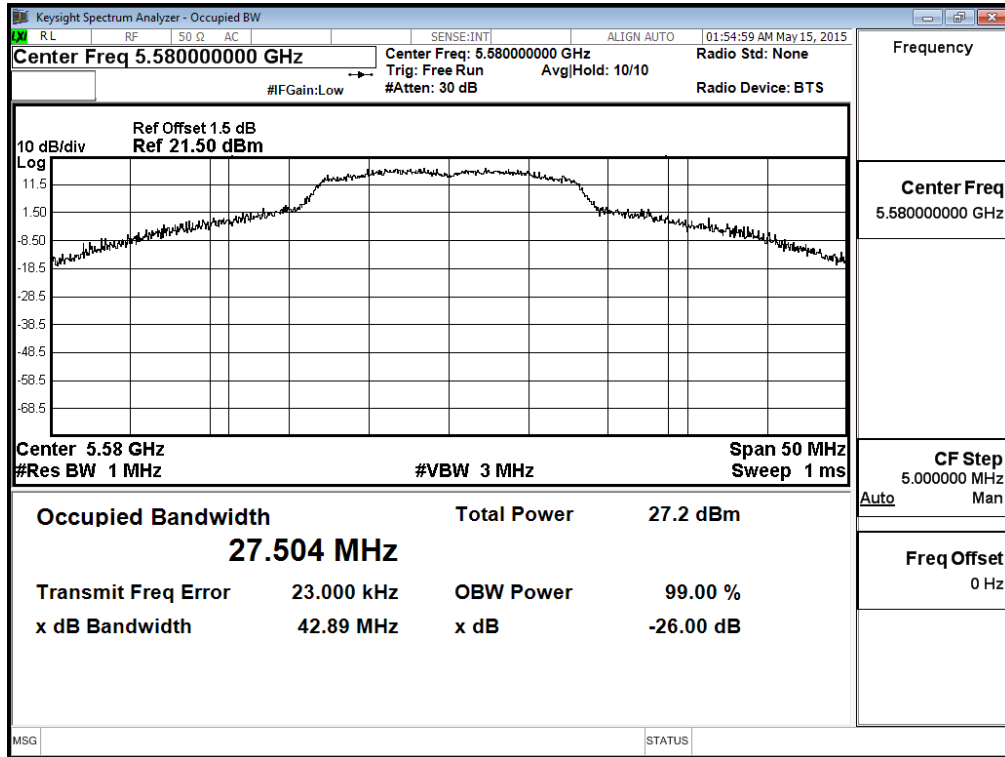
Channel 64:



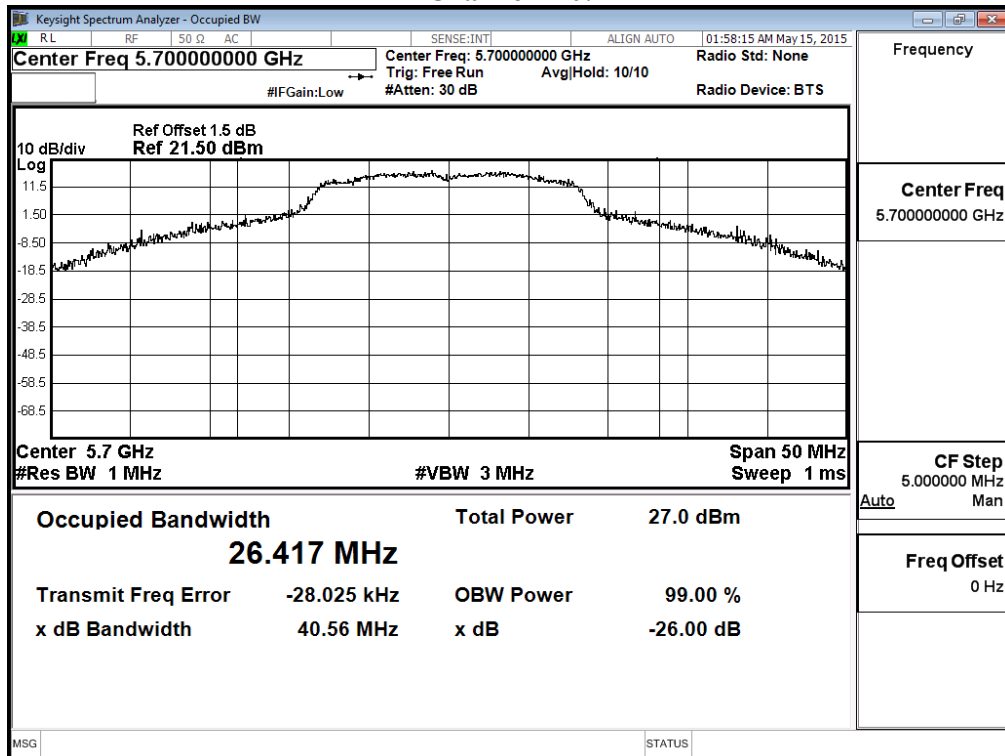
Channel 100:



Channel 116:



Channel 140:



Product : Intel® Dual Band Wireless-AC 8260
 Test Item : Maximum conducted output power
 Test Site : No.3 OATS
 Test Mode : Mode 1 SISO A: Transmit (802.11n-20BW 7.2Mbps)

Cable loss=1dB		Maximum conducted output power								
Channel No.	Frequency (MHz)	Data Rate (Mbps)								Required Limit
		14.4	28.9	43.3	57.8	86.7	115.6	130	144.4	
		Measurement Level (dBm)								
36	5180	19.86	--	--	--	--	--	--	--	<30dBm
44	5220	21.33	21.25	21.11	21.06	20.96	20.84	20.73	20.63	<30dBm
48	5240	21.35	--	--	--	--	--	--	--	<30dBm
52	5260	21.33	--	--	--	--	--	--	--	<24dBm
60	5300	21.18	21.06	20.95	20.83	20.74	20.66	20.52	20.44	<24dBm
64	5320	17.99	--	--	--	--	--	--	--	<24dBm
100	5500	18.44	--	--	--	--	--	--	--	<24dBm
116	5580	21.31	21.28	21.16	21.08	20.96	20.84	20.77	20.62	<24dBm
140	5700	16.12	--	--	--	--	--	--	--	<24dBm

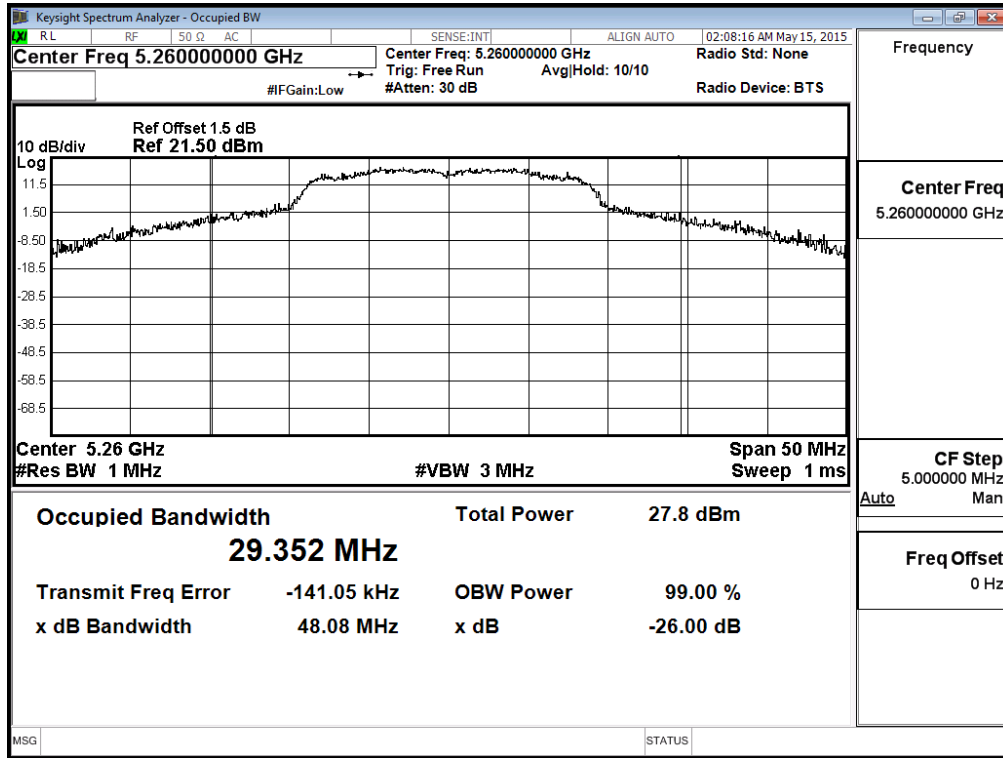
Note: Maximum conducted output power Value =Reading value on average power meter + cable loss

Maximum conducted output power Measurement:

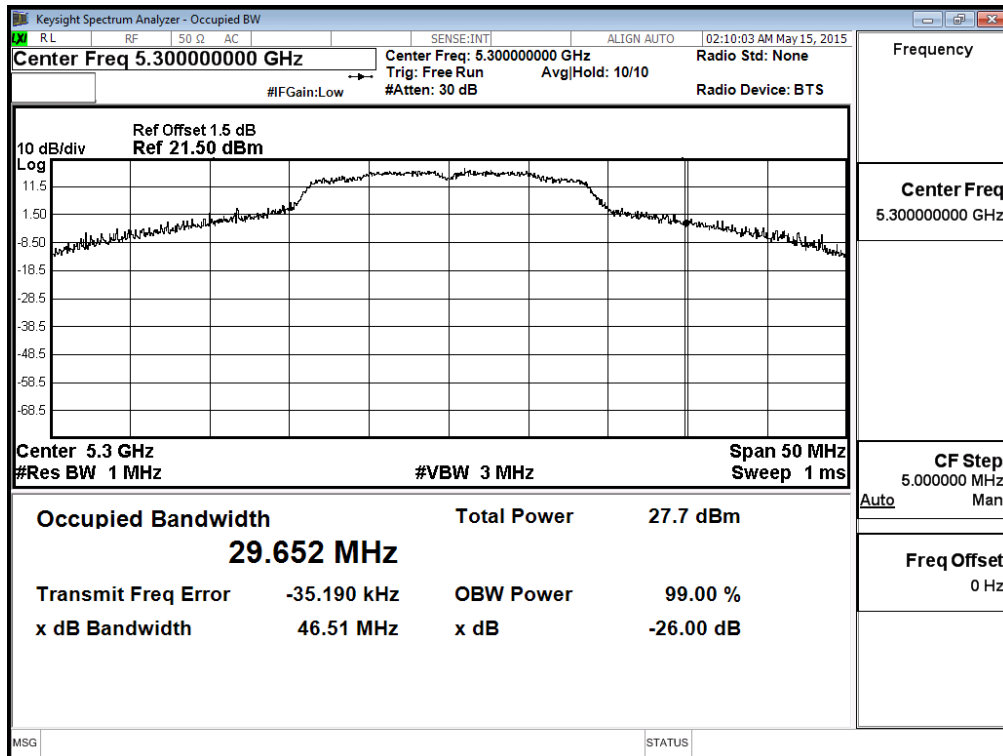
Channel No	Frequency Range (MHz)	99% Bandwidth (MHz)	Output Power (dBm)	Duty Factor (dB)	Total Output Power (dBm)	Output Power Limit	
						(dBm)	dBm+10log(BW)
36	5180	--	19.86	0.088	19.948	24	--
44	5220	--	21.33	0.088	21.418	24	--
48	5240	--	21.35	0.088	21.438	24	--
52	5260	29.352	21.33	0.088	21.418	24	25.68
60	5300	29.652	21.18	0.088	21.268	24	25.72
64	5320	19.908	17.99	0.088	18.078	24	23.99
100	5500	19.894	18.44	0.088	18.528	24	23.99
116	5580	28.738	21.31	0.088	21.398	24	25.58
140	5700	18.496	16.12	0.088	16.208	24	23.67

Note: Total Output Power Value = Output Power value + Duty Factor

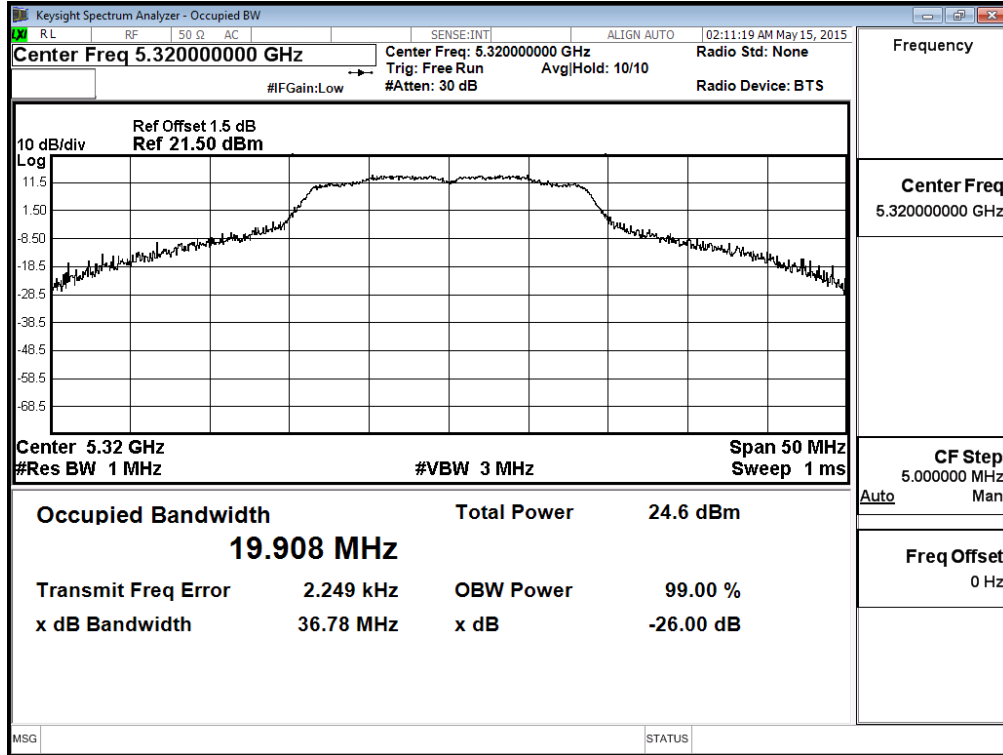
**99% Occupied Bandwidth:
Channel 52**



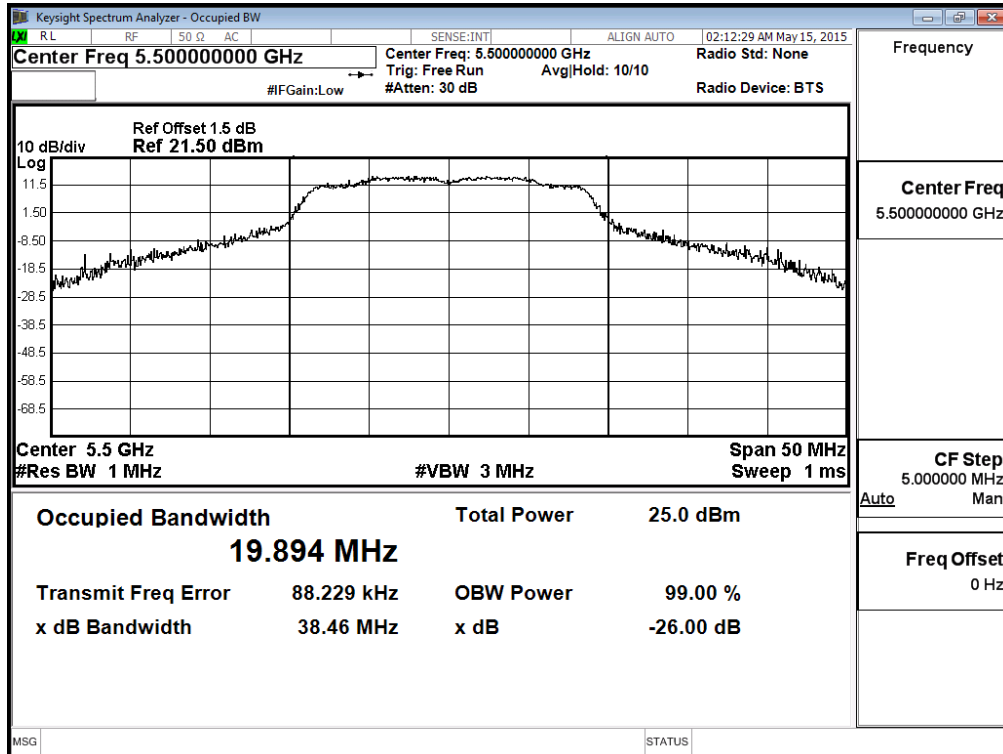
Channel 60



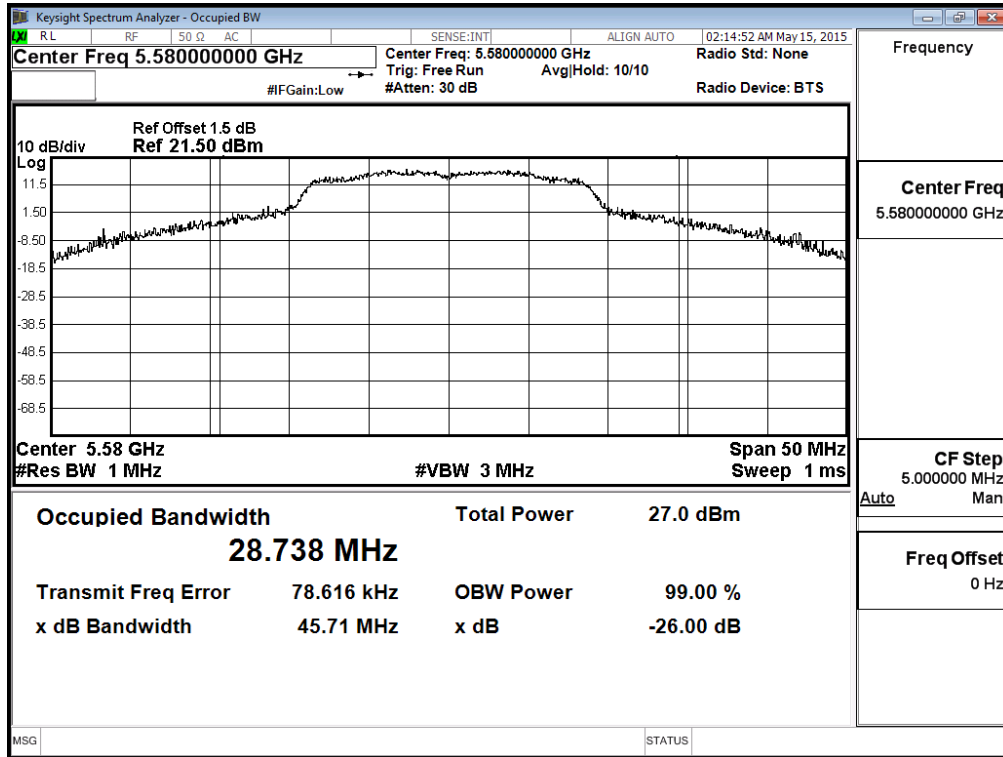
Channel 64



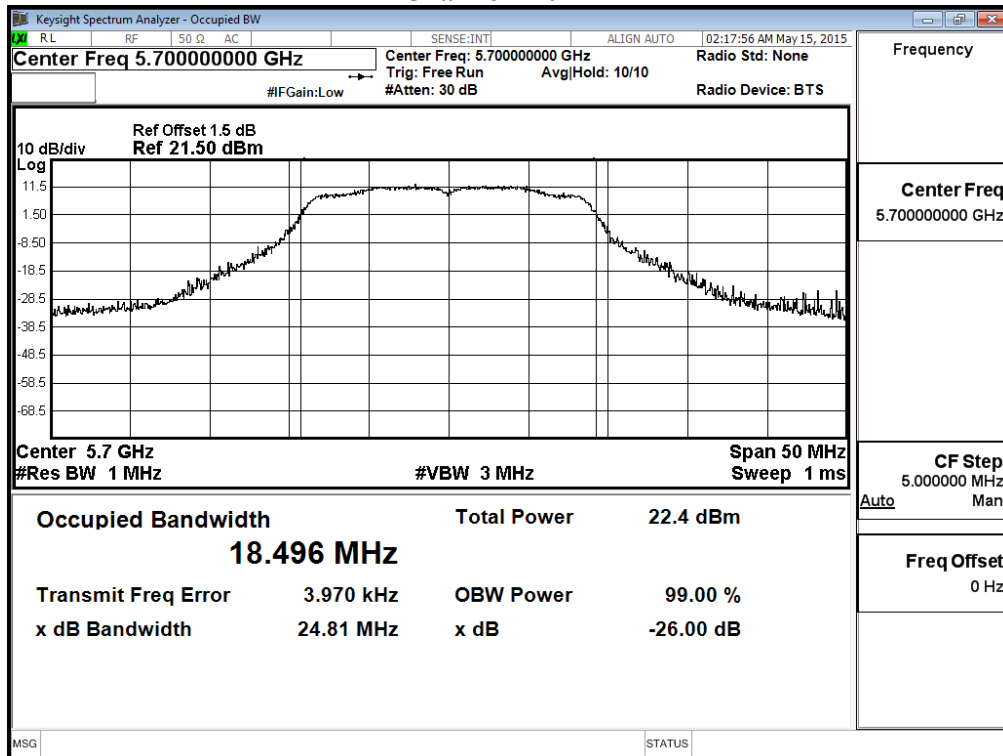
Channel 100



Channel 116



Channel 140



Product : Intel® Dual Band Wireless-AC 8260
 Test Item : Maximum conducted output power
 Test Site : No.3 OATS
 Test Mode : Mode 1 SISO A: Transmit (802.11n-40BW 15Mbps)

Cable loss=1dB		Maximum conducted output power								
Channel No.	Frequency (MHz)	Data Rate (Mbps)								Required Limit
		30	60	90	120	180	240	270	300	
		Measurement Level (dBm)								
38	5190	18.21	18.15	18.06	17.94	17.85	17.76	17.63	17.55	<30dBm
46	5230	21.23	--	--	--	--	--	--	--	<30dBm
54	5270	21.12	21.05	20.93	20.82	20.74	20.66	20.58	20.42	<24dBm
62	5310	16.42	--	--	--	--	--	--	--	<24dBm
102	5510	16.51	--	--	--	--	--	--	--	<24dBm
110	5550	21.29	21.11	21.04	20.97	20.83	20.74	20.65	20.58	<24dBm
134	5670	21.24	--	--	--	--	--	--	--	<24dBm

Note: Maximum conducted output power Value =Reading value on average power meter + cable loss

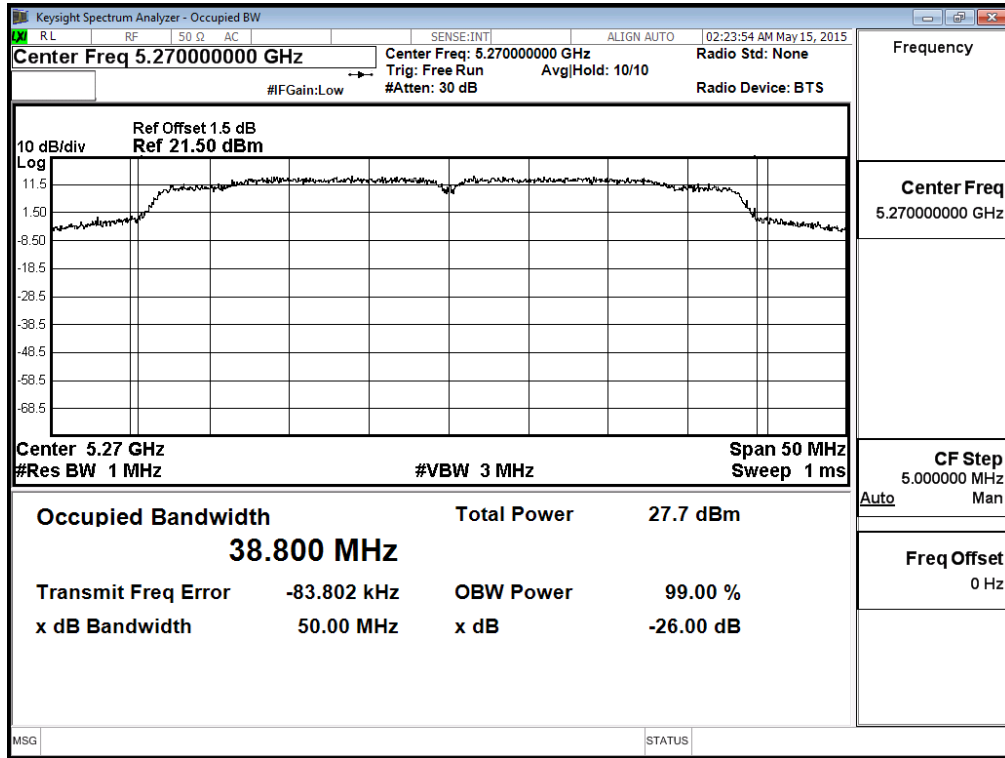
Maximum conducted output power Measurement:

Channel No	Frequency Range (MHz)	99% Bandwidth (MHz)	Output Power (dBm)	Duty Factor (dB)	Total Output Power (dBm)	Output Power Limit	
						(dBm)	dBm+10log(BW)
38	5190	--	18.21	0.15	18.360	24	--
46	5230	--	21.23	0.15	21.380	24	--
54	5270	38.800	21.12	0.15	21.270	24	26.89
62	5310	36.463	16.42	0.15	16.570	24	26.62
102	5510	36.407	16.51	0.15	16.660	24	26.61
110	5550	54.013	21.29	0.15	21.440	24	28.32
134	5670	41.419	21.24	0.15	21.390	24	27.17

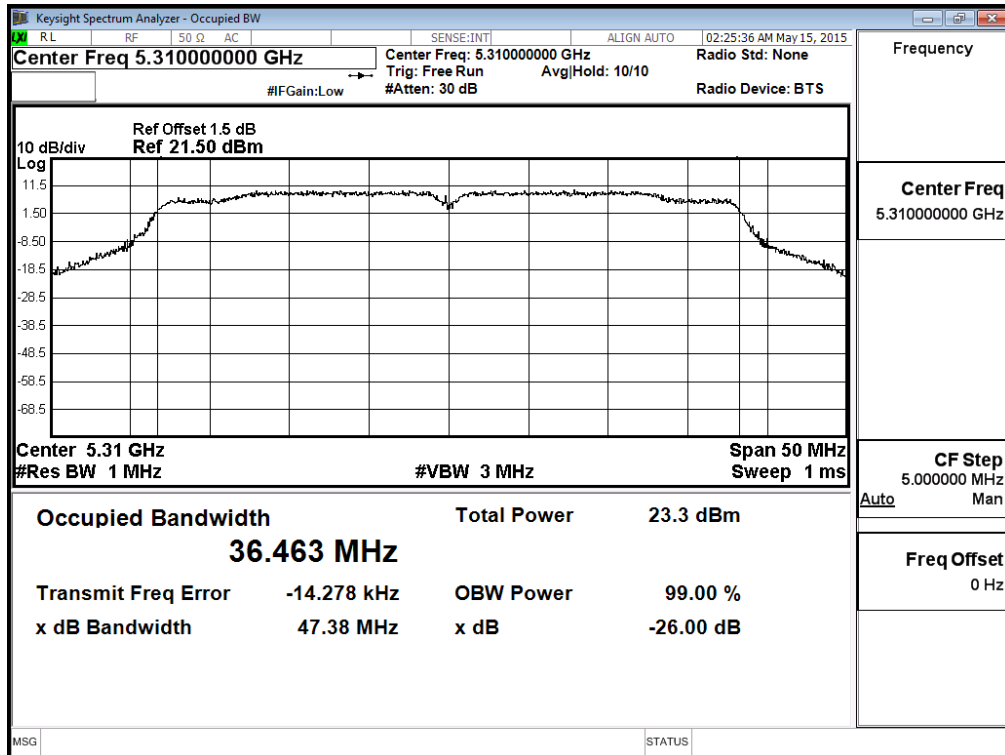
Note: Total Output Power Value = Output Power value + Duty Factor

99% Occupied Bandwidth:

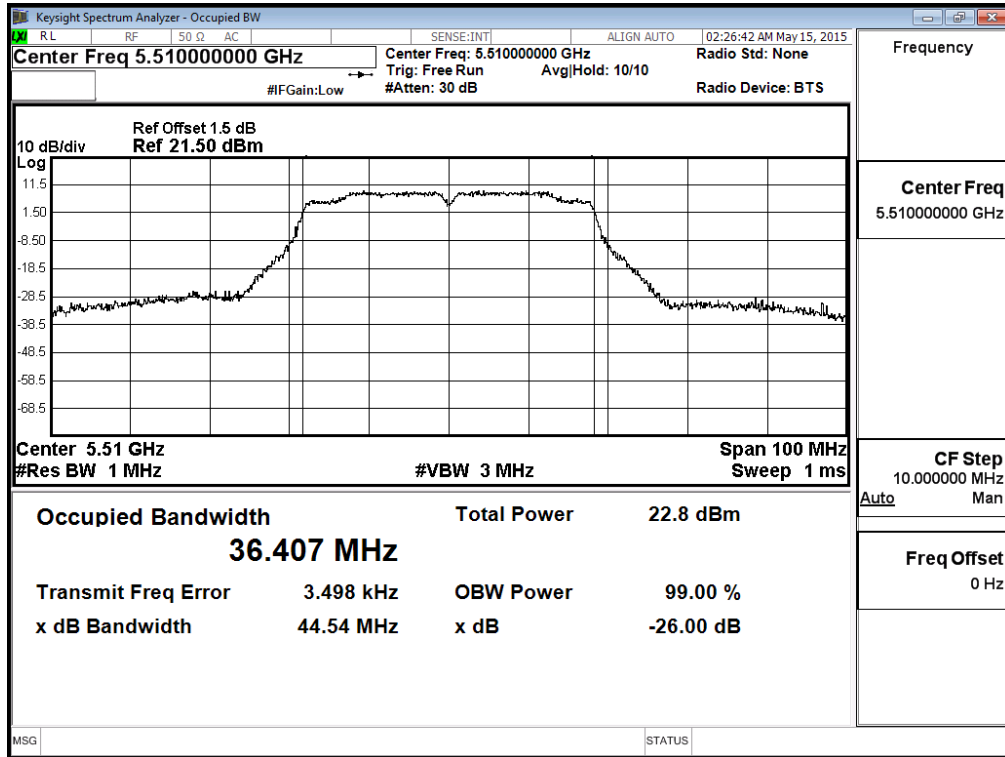
Channel 54



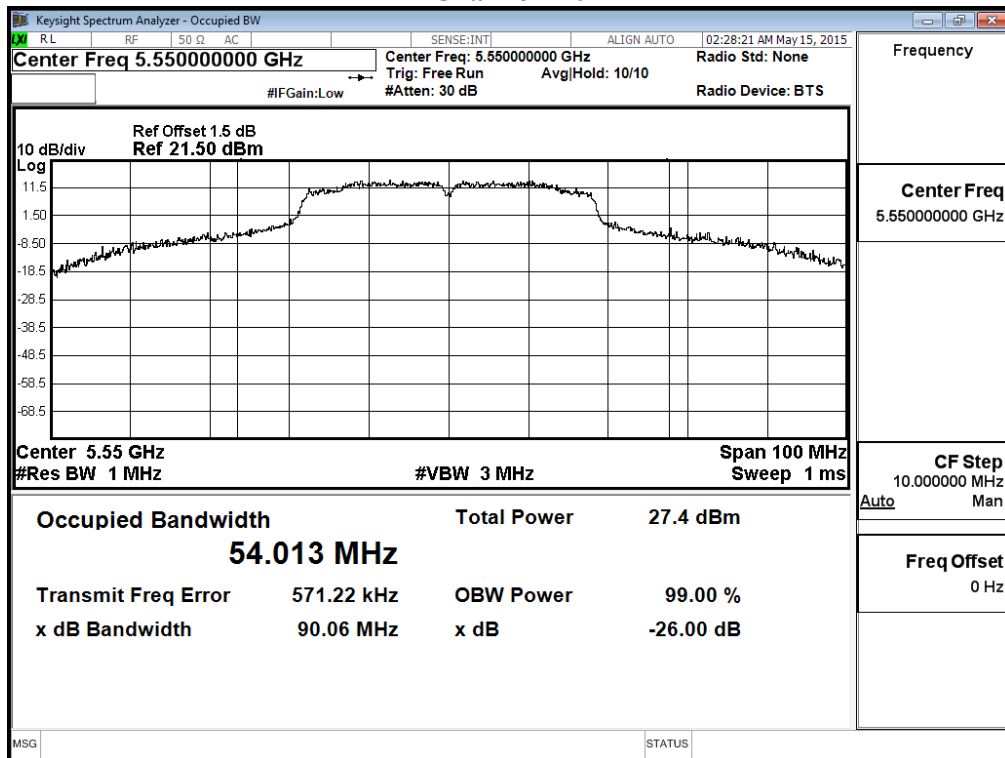
Channel 62



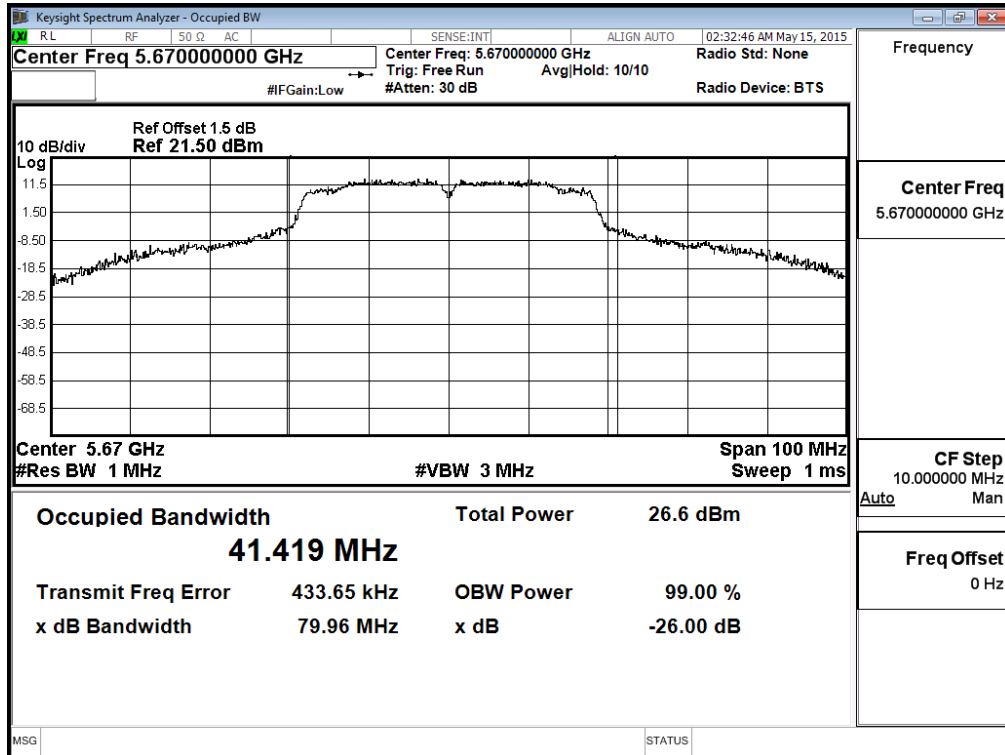
Channel 102



Channel 110



Channel 134



Product : Intel® Dual Band Wireless-AC 8260
 Test Item : Maximum conducted output power
 Test Site : No.3 OATS
 Test Mode : Mode 1 SISO A: Transmit (802.11ac-20BW-7.2Mbps)

Cable loss=1dB		Maximum conducted output power									
Channel No.	Frequency (MHz)	Data Rate (Mbps)									Required Limit
		VTH0	VTH1	VTH2	VTH3	VTH4	VTH5	VTH6	VTH7	VTH8	
		Measurement Level (dBm)									
144 (Band3)	5720	18.04	17.95	17.86	17.74	17.63	17.42	17.36	17.28	17.11	<24dBm
144 (Band4)	5720	10.68	10.53	10.44	10.36	10.27	10.16	10.02	9.87	9.72	<30dBm

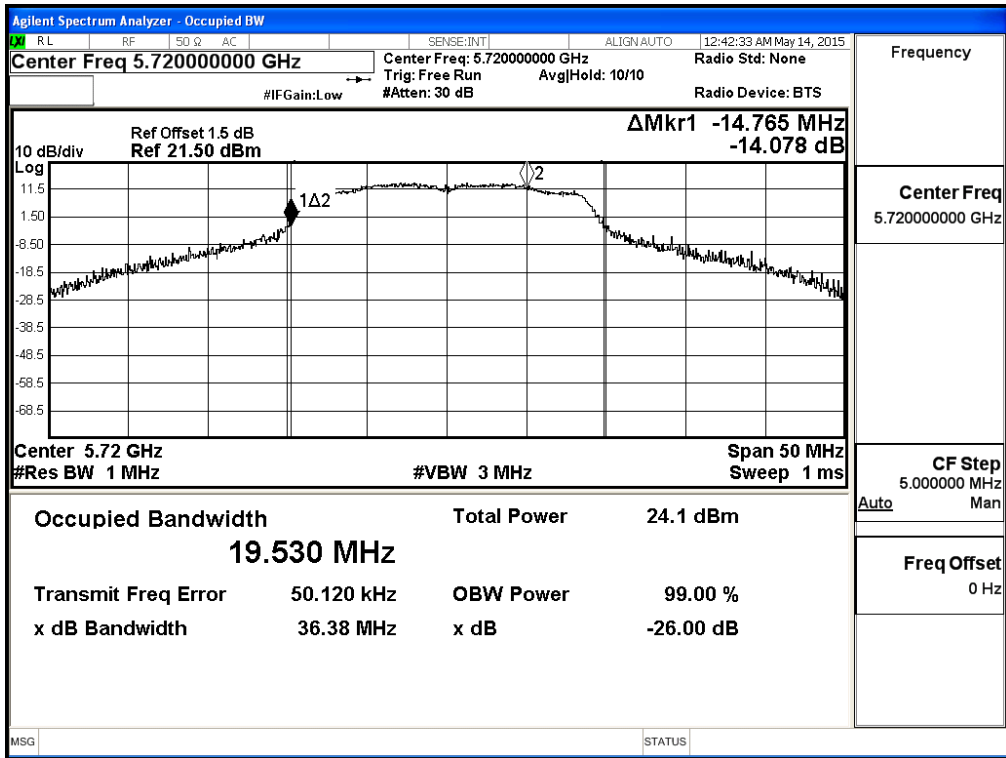
Note: Maximum conducted output power Value =Reading value on average power meter + cable loss

Maximum conducted output power Measurement:

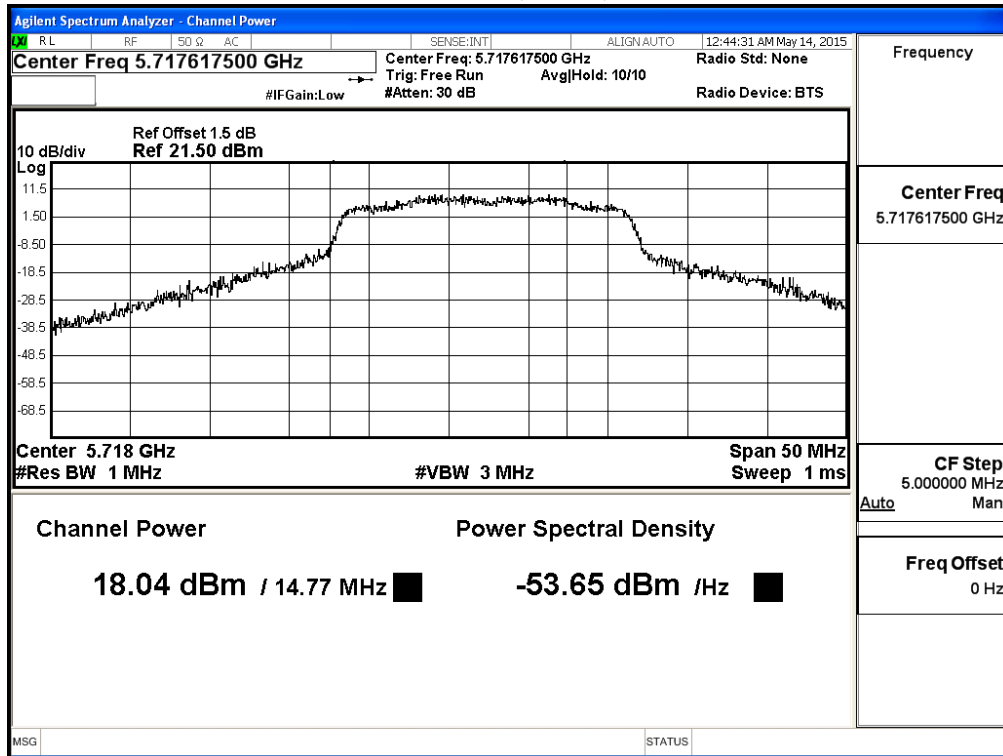
Channel No	Frequency Range (MHz)	99% Bandwidth (MHz)	Output Power (dBm)	Duty Factor (dB)	Total Output Power (dBm)	Output Power Limit	
						(dBm)	dBm+10log(BW)
144(Band3)	5720	14.765	18.04	0.11	18.150	24	22.69
144(Band4)	5720	4.765	10.68	0.11	10.790	30	17.78

Note: Total Output Power Value = Output Power value + Duty Factor

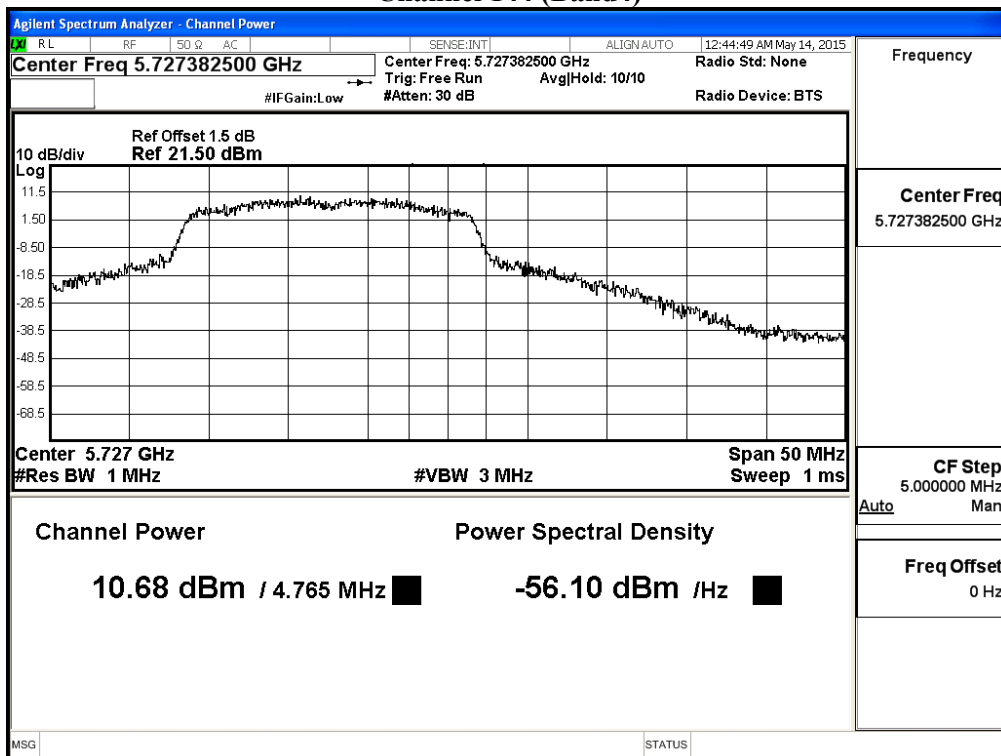
**99% Occupied Bandwidth:
Channel 144**



**Maximum conducted output power:
Channel 144 (Band3)**



Channel 144 (Band4)



Product : Intel® Dual Band Wireless-AC 8260
 Test Item : Maximum conducted output power
 Test Site : No.3 OATS
 Test Mode : Mode 1 SISO A: Transmit (802.11ac-40BW-15Mbps)

Cable loss=1dB		Maximum conducted output power										
Channel No	Frequency (MHz)	Data Rate (Mbps)										Required Limit
		VTH0	VTH1	VTH2	VTH3	VTH4	VTH5	VTH6	VTH7	VTH8	VTH9	
142F(Band3)	5710	18.98	18.86	18.73	18.65	18.54	18.44	18.32	18.21	18.17	18.02	<24dBm
142F(Band4)	5710	6.07	5.98	5.74	5.63	5.51	5.34	5.22	5.18	5.07	4.98	<30dBm

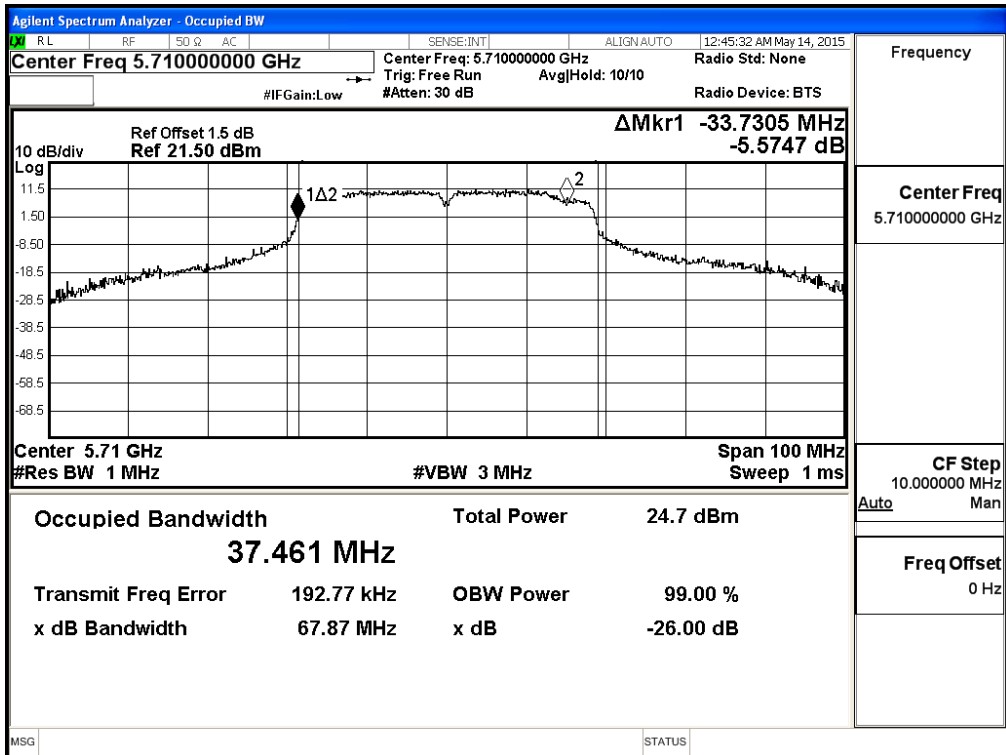
Note: Maximum conducted output power Value =Reading value on average power meter + cable loss

Maximum conducted output power Measurement:

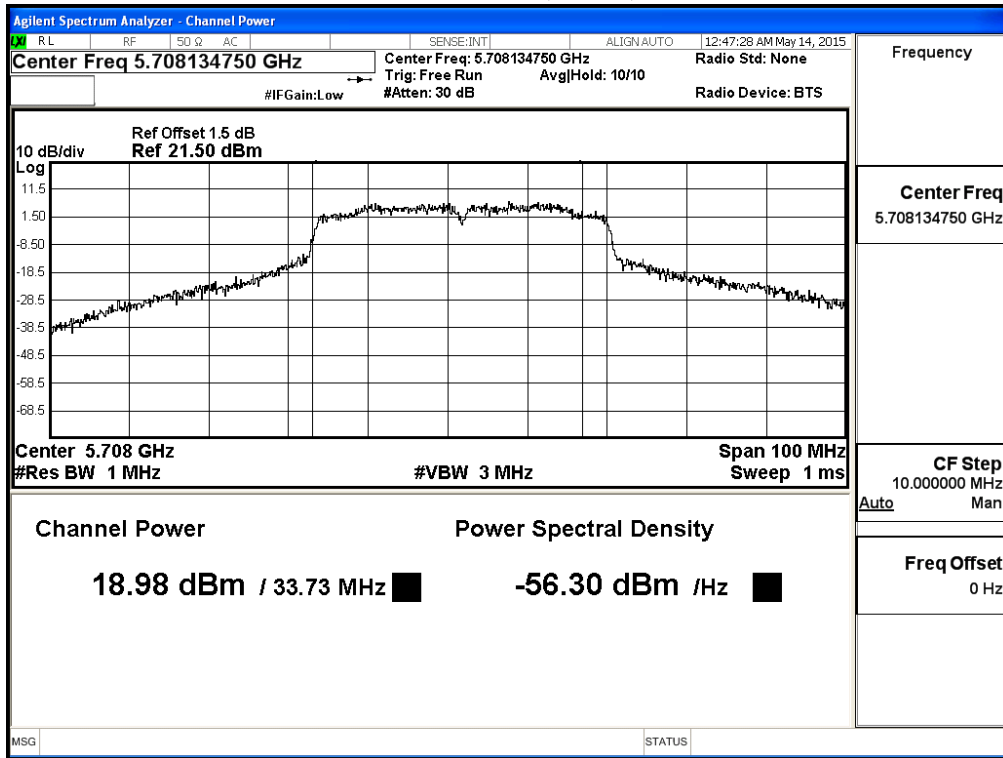
Channel No	Frequency Range (MHz)	99% Bandwidth (MHz)	Output Power (dBm)	Duty Factor (dB)	Total Output Power (dBm)	Output Power Limit	
						(dBm)	dBm+10log(BW)
142F(Band3)	5710	33.731	18.98	0.315	19.295	24	26.28
142F(Band4)	5710	3.731	6.07	0.315	6.385	30	16.72

Note: Total Output Power Value = Output Power value + Duty Factor

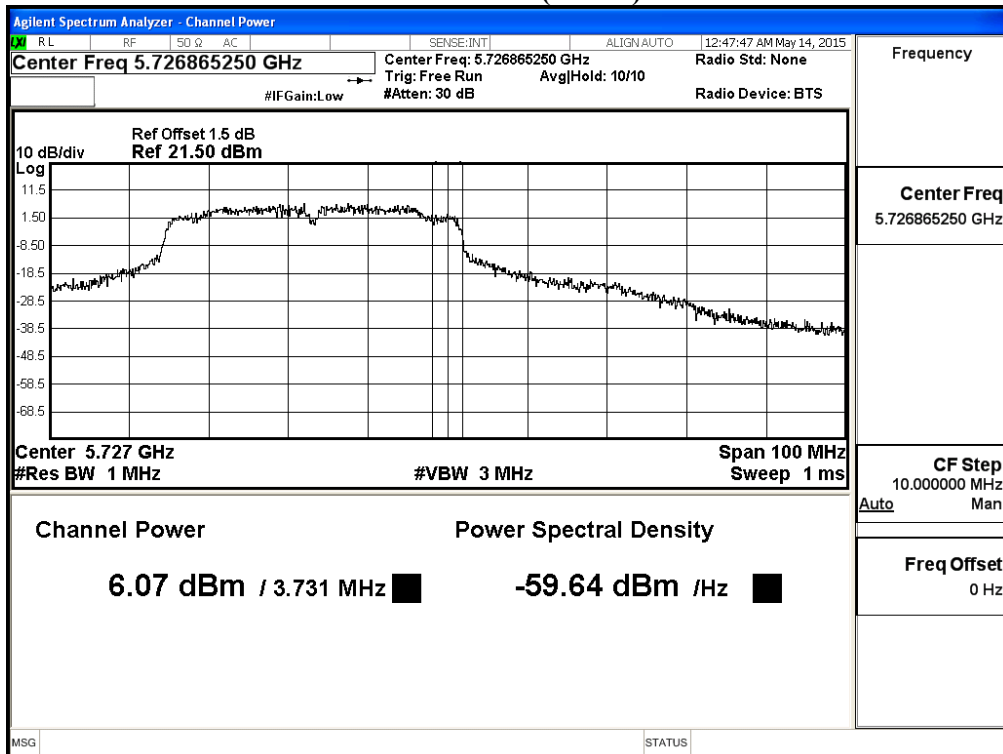
**99% Occupied Bandwidth:
Channel 142**



**Maximum conducted output power:
Channel 142 (Band3)**



Channel 142 (Band4)



Product : Intel® Dual Band Wireless-AC 8260
 Test Item : Maximum conducted output power
 Test Site : No.3 OATS
 Test Mode : Mode 1 SISO A: Transmit (802.11ac-80BW-32.5Mbps)

Cable loss=1dB		Maximum conducted output power										
Channel No	Frequency (MHz)	Data Rate (Mbps)										Required Limit
		VTH0	VTH1	VTH2	VTH3	VTH4	VTH5	VTH6	VTH7	VTH8	VTH9	
42	5210	16.39	16.22	16.05	15.88	15.71	15.54	15.37	15.2	15.03	14.86	<30dBm
58	5290	16.39	16.21	16.15	16.07	15.93	15.76	15.67	15.52	15.4	15.36	<24dBm
106	5530	15.51	15.42	15.37	15.2	15.16	15.04	14.93	14.87	14.75	14.58	<24dBm
122	5610	16.93	16.86	16.79	16.72	16.65	16.58	16.51	16.44	16.37	16.3	<24dBm
138(Band3)	5690	17.6	17.52	17.41	17.36	17.15	17.07	16.97	16.83	16.74	16.63	<24dBm
138(Band4)	5690	0.24	0.11	-0.17	-0.22	-0.39	-0.51	-0.65	-0.74	-0.83	-0.99	<30dBm

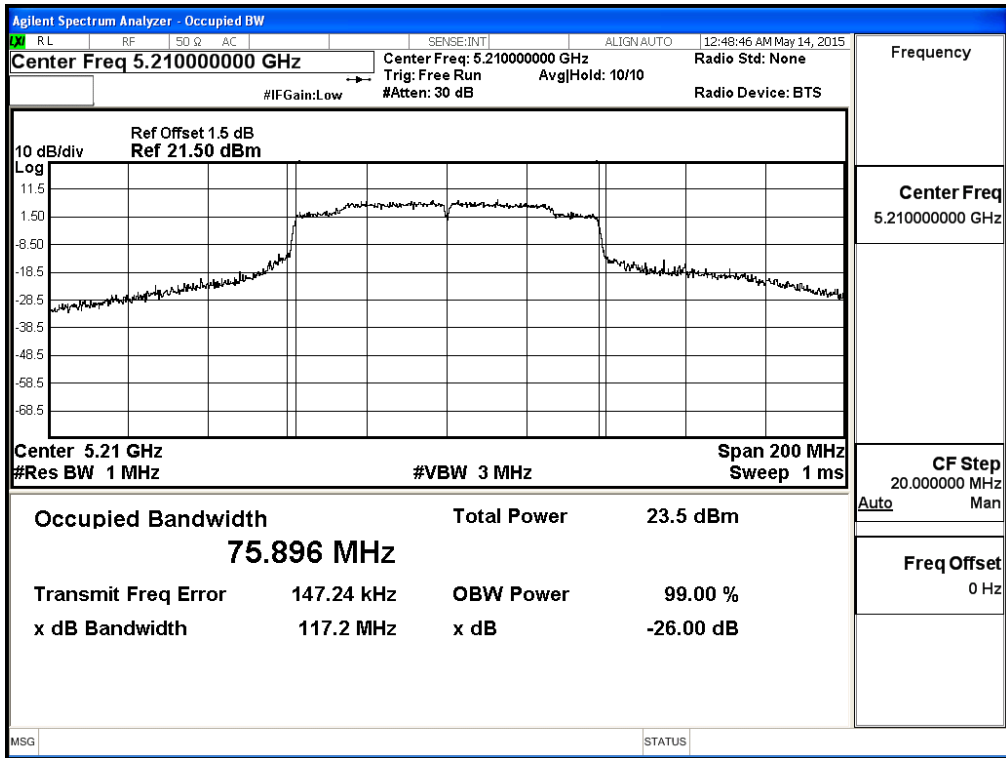
Note: Maximum conducted output power Value =Reading value on average power meter + cable loss

Maximum conducted output power Measurement

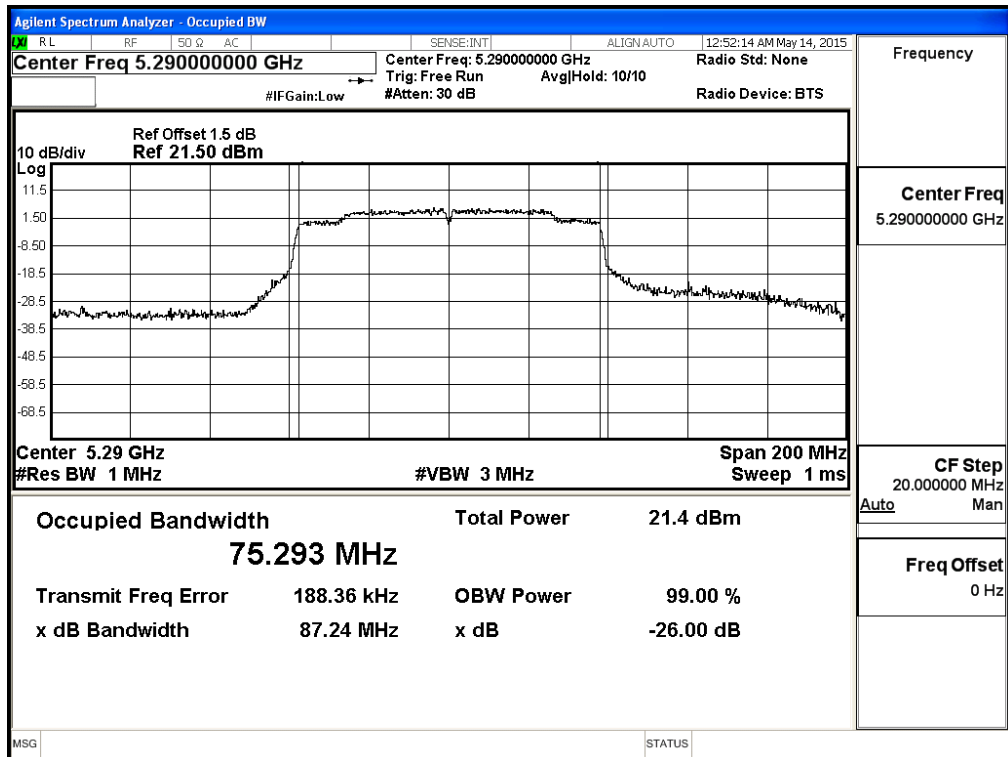
Channel No	Frequency Range (MHz)	99% Bandwidth (MHz)	Output Power (dBm)	Duty Factor (dB)	Total Output Power (dBm)	Output Power Limit	
						(dBm)	dBm+10log(BW)
42	5210	75.896	16.39	0.283	16.673	24	29.80
58	5290	75.293	16.39	0.283	16.673	24	29.77
106	5530	75.141	15.51	0.283	15.793	24	29.76
122	5610	75.900	16.93	0.283	17.213	24	29.80
138(Band3)	5690	72.862	17.60	0.283	17.883	24	29.63
138(Band4)	5690	2.862	0.24	0.283	0.523	30	21.57

Note: Total Output Power Value = Output Power value + Duty Factor

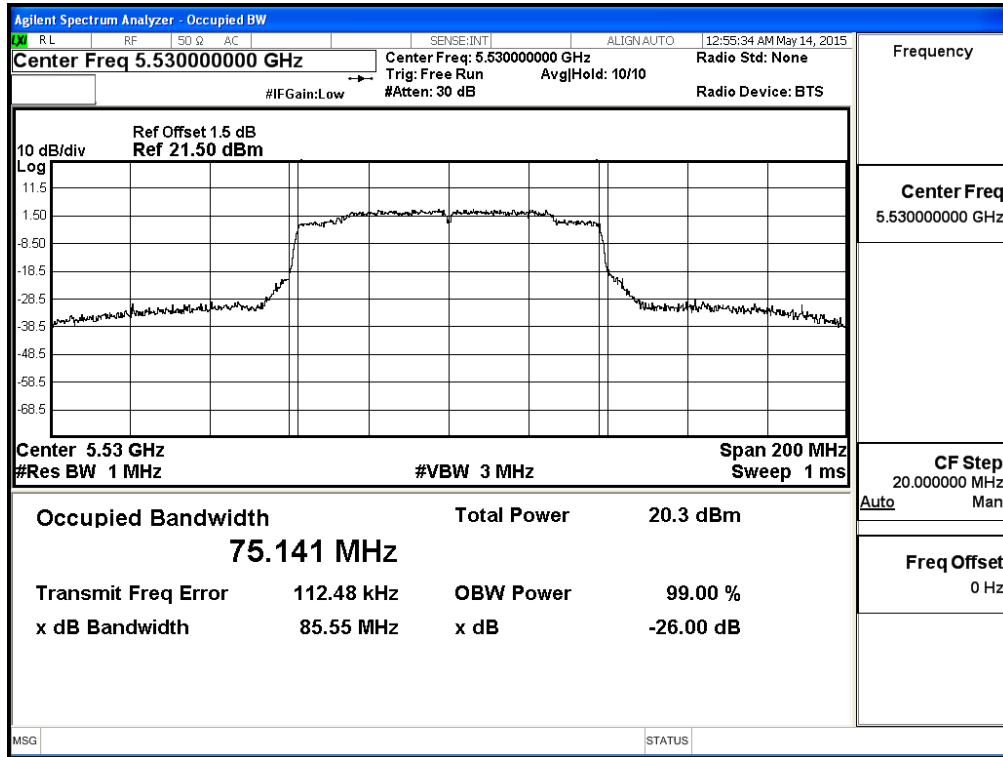
**99% Occupied Bandwidth:
Channel 42**



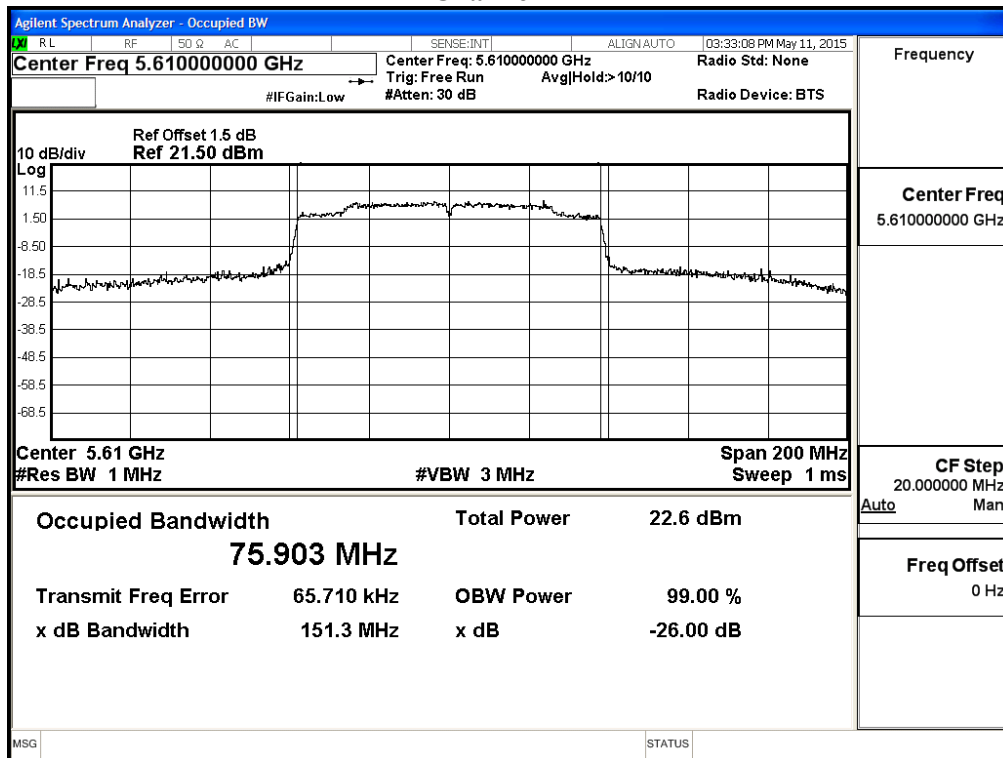
Channel 58



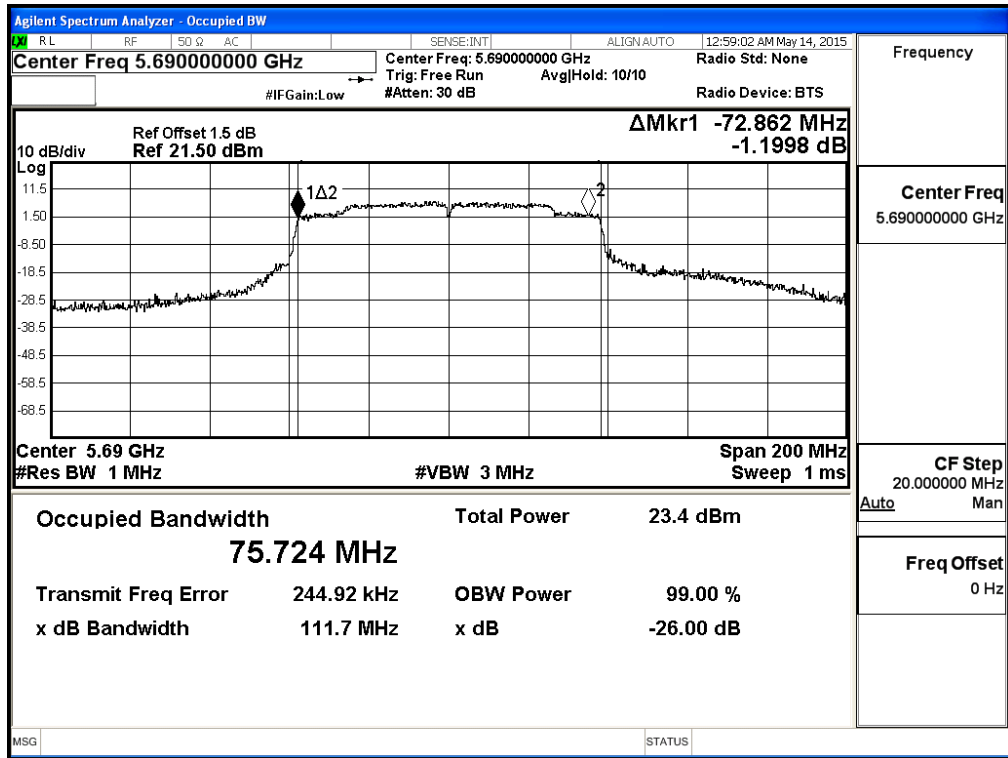
Channel 106



Channel 122

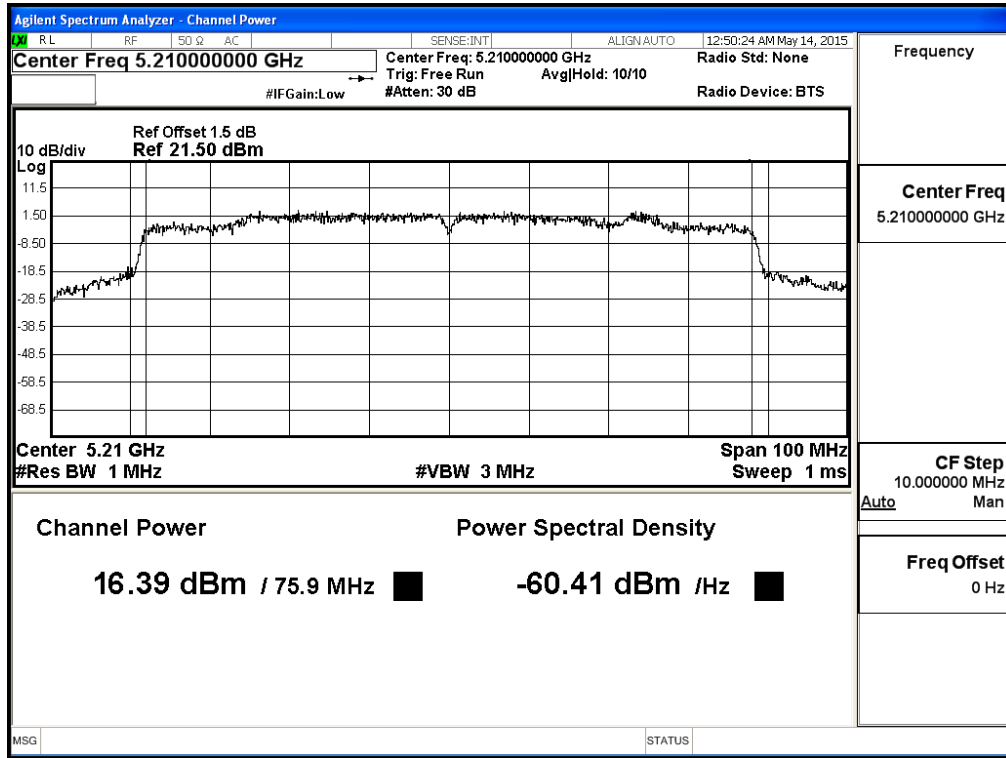


Channel 138



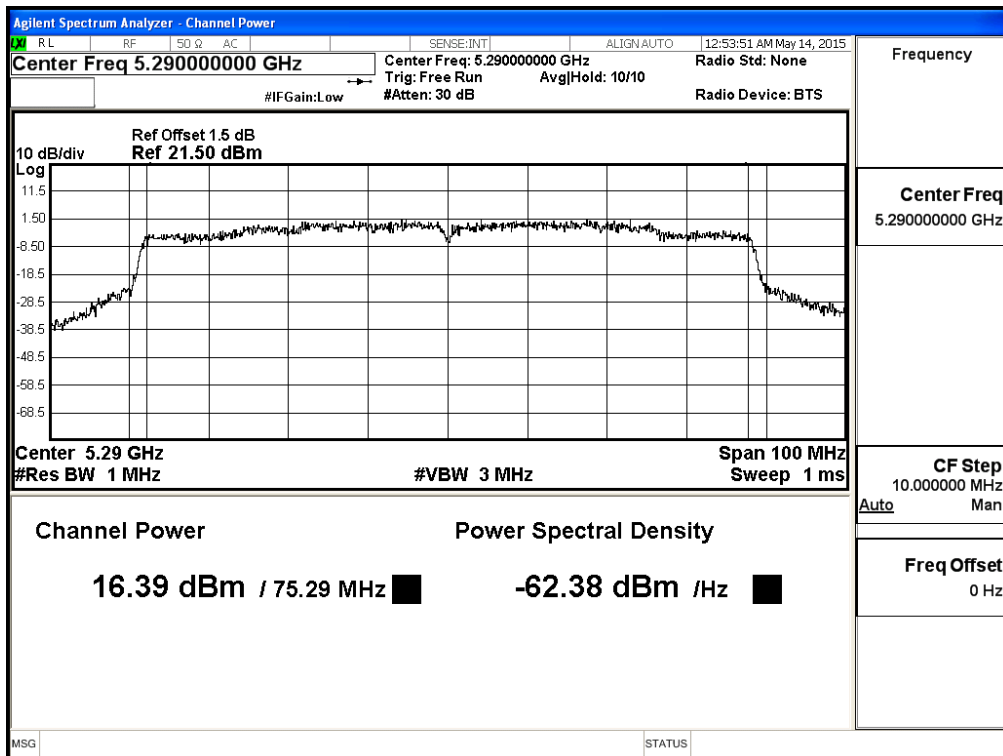
Maximum conducted output power:

Channel 42



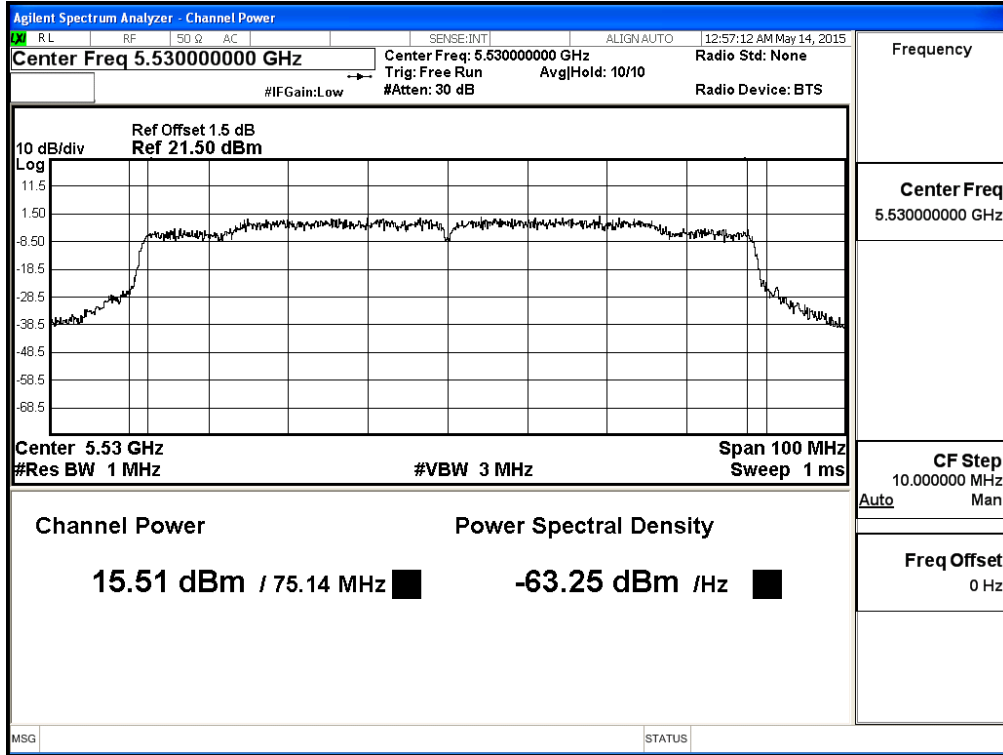
Maximum conducted output power:

Channel 58



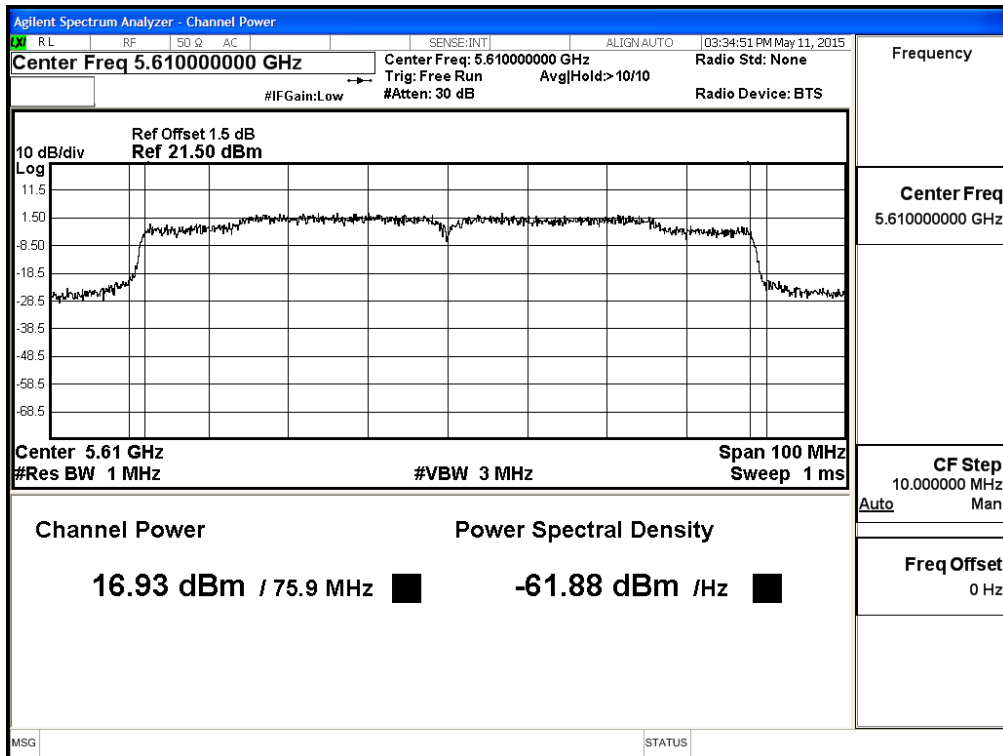
Maximum conducted output power:

Channel 106

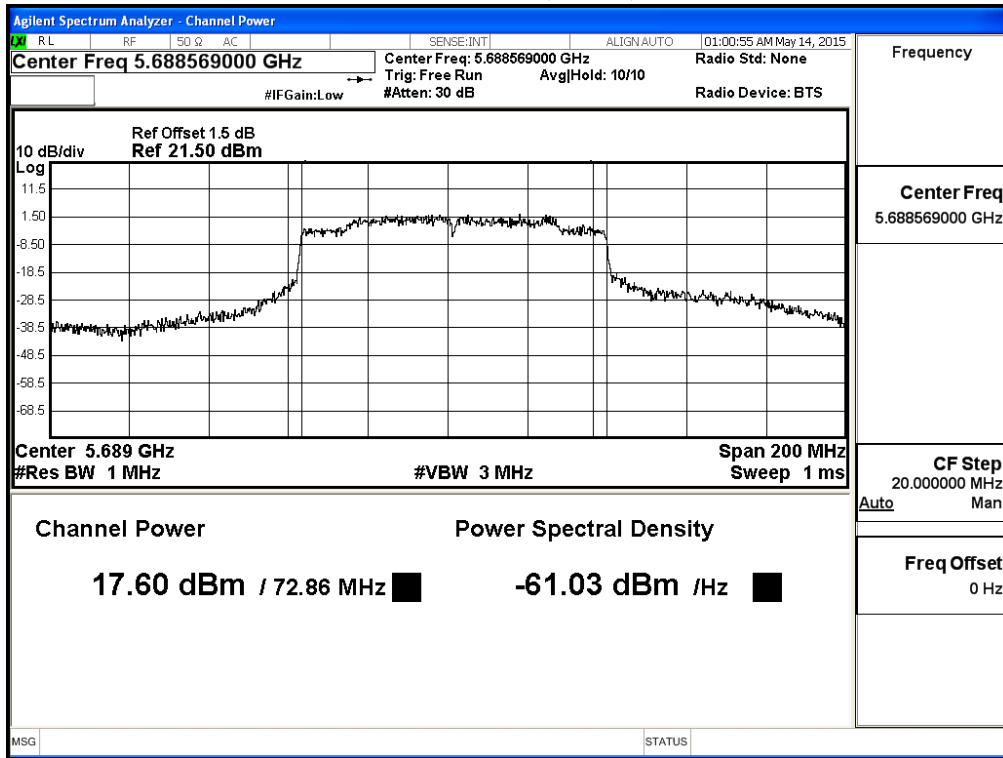


Maximum conducted output power:

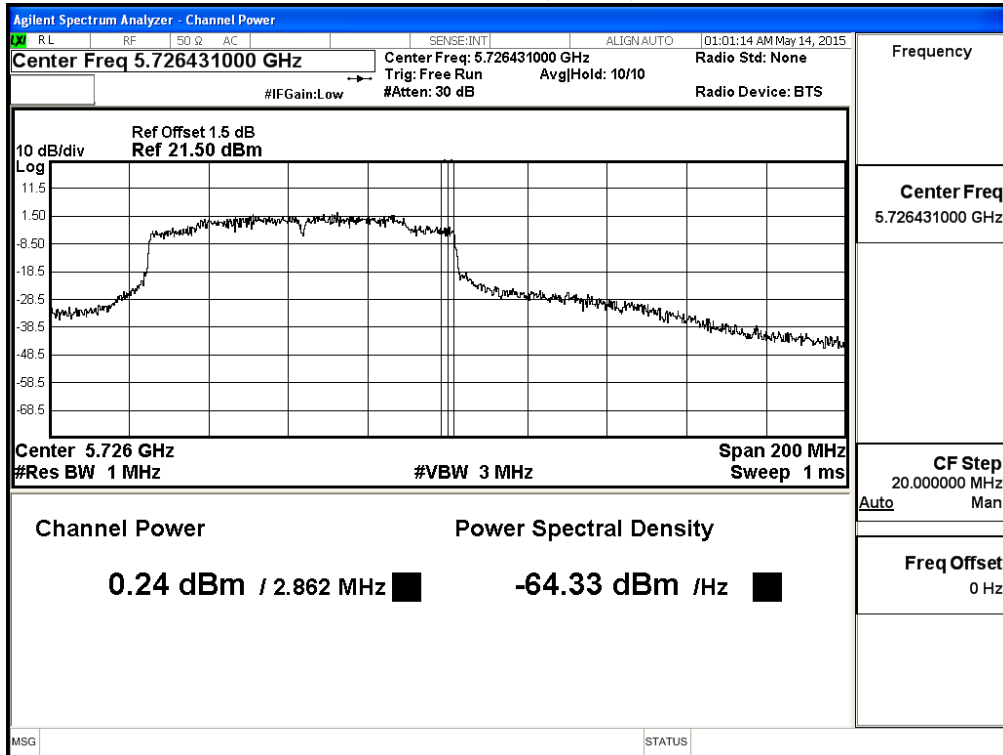
Channel 122



**Maximum conducted output power:
Channel 138 (Band3)**



**Maximum conducted output power:
Channel 138 (Band4)**



Product : Intel® Dual Band Wireless-AC 8260
Test Item : Maximum conducted output power
Test Site : No.3 OATS
Test Mode : Mode 2 SISO B: Transmit (802.11a-6Mbps)

Cable loss=1dB		Maximum conducted output power								
Channel No.	Frequency (MHz)	Data Rate (Mbps)								Required Limit
		6	9	12	18	24	36	48	54	
		Measurement Level (dBm)								
36	5180	19.03	--	--	--	--	--	--	--	<24dBm
44	5220	21.14	21.06	20.94	20.86	20.77	20.63	20.58	20.41	<24dBm
48	5240	21.24								<24dBm
52	5260	21.05	--	--	--	--	--	--	--	<24dBm
60	5300	21.32	21.26	21.14	21.03	20.93	20.84	20.76	20.63	<24dBm
64	5320	18.29	--	--	--	--	--	--	--	<24dBm
100	5500	17.41	--	--	--	--	--	--	--	<24dBm
116	5580	21.30	21.25	21.16	21.04	20.97	20.86	20.71	20.63	<24dBm
140	5700	21.27	--	--	--	--	--	--	--	<24dBm

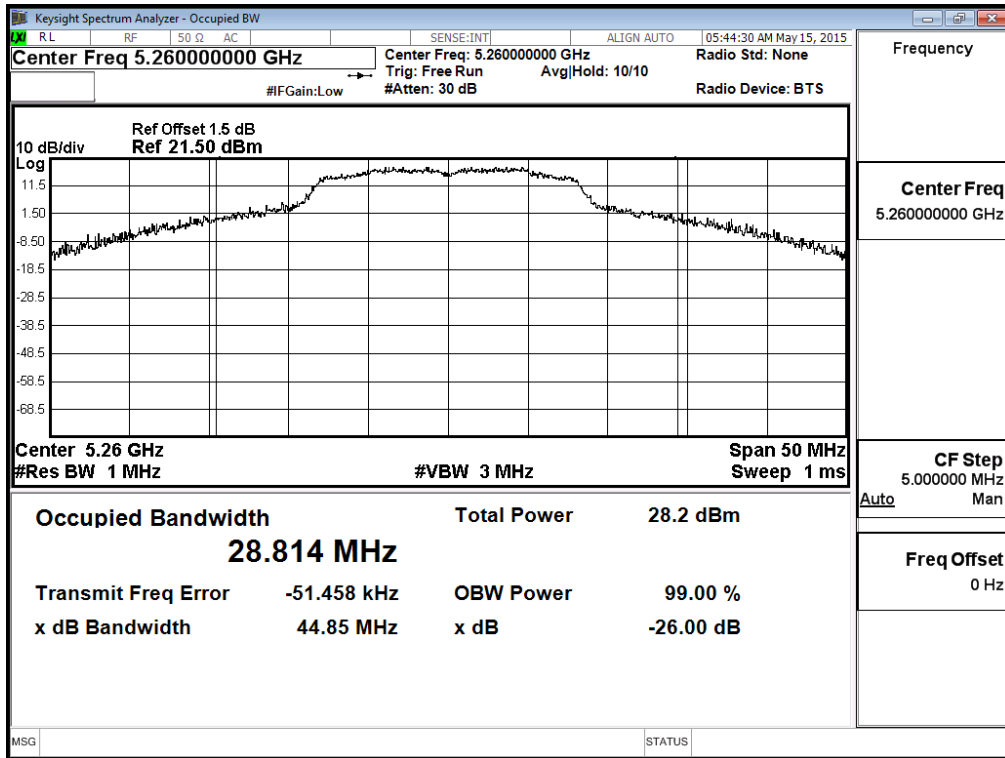
Note: Maximum conducted output power Value =Reading value on average power meter + cable loss

Maximum conducted output power Measurement:

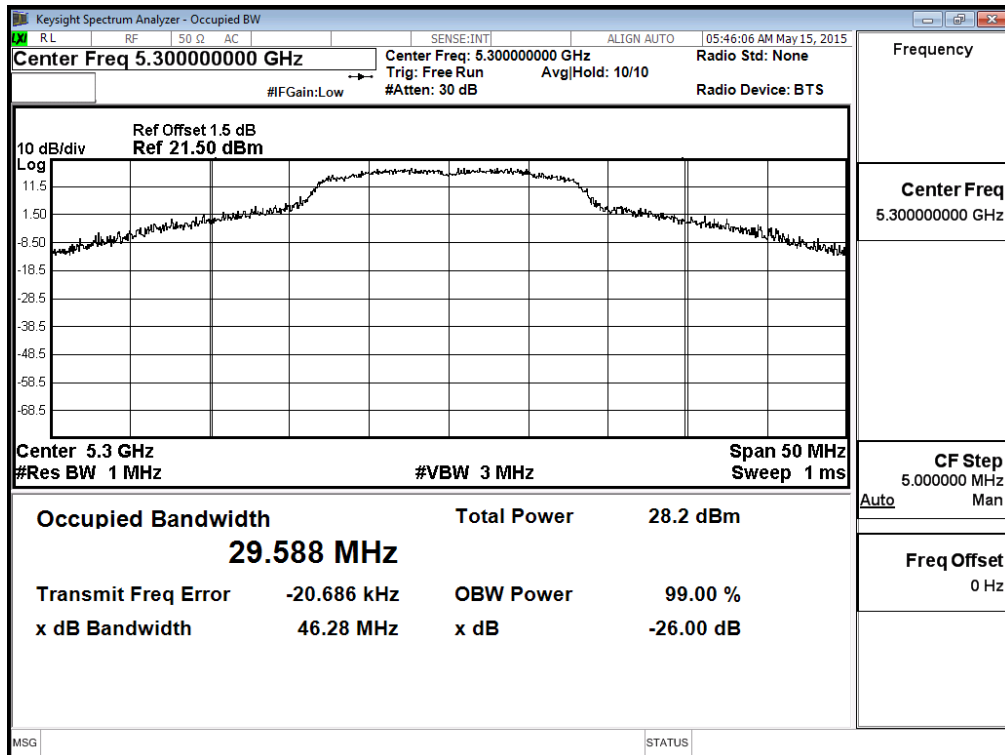
Channel No	Frequency Range (MHz)	99% Bandwidth (MHz)	Output Power (dBm)	Duty Factor (dB)	Total Output Power (dBm)	Output Power Limit	
						(dBm)	dBm+10log(BW)
36	5180	--	19.03	0.079	19.109	24	--
44	5220	--	21.14	0.079	21.219	24	--
48	5240	--	21.24	0.079	21.319	24	--
52	5260	28.814	21.05	0.079	21.129	24	25.60
60	5300	29.588	21.32	0.079	21.399	24	25.71
64	5320	28.007	18.29	0.079	18.369	24	25.47
100	5500	17.561	17.41	0.079	17.489	24	23.45
116	5580	27.056	21.3	0.079	21.379	24	25.32
140	5700	17.368	21.27	0.079	21.349	24	23.40

Note: Total Output Power Value = Output Power value + Duty Factor

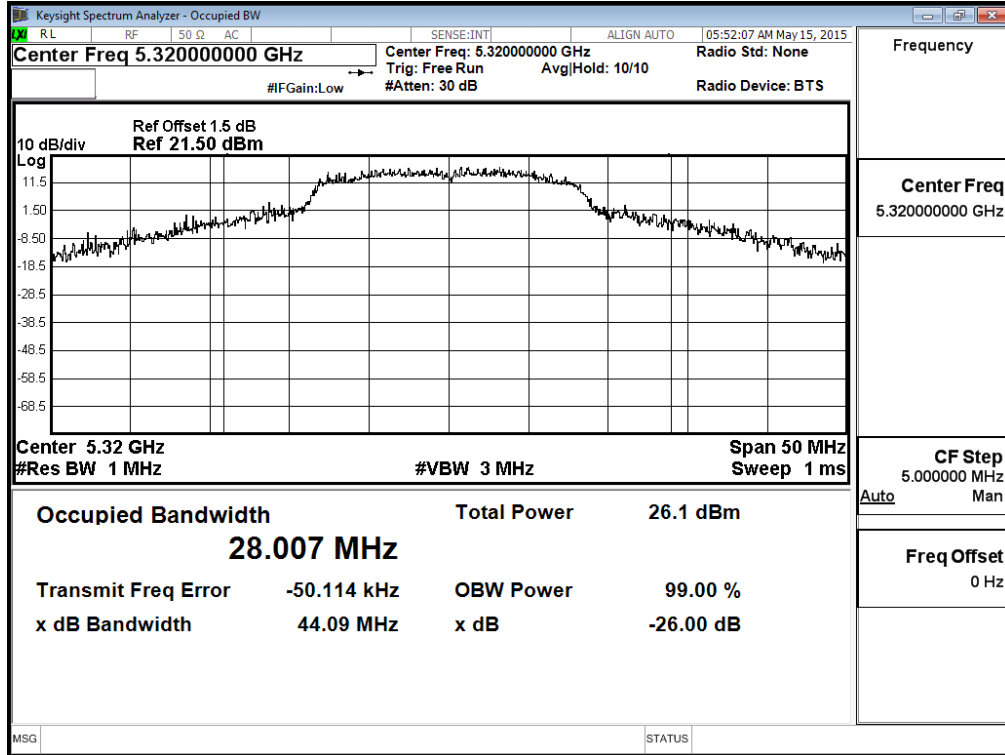
**99% Occupied Bandwidth:
Channel 52:**



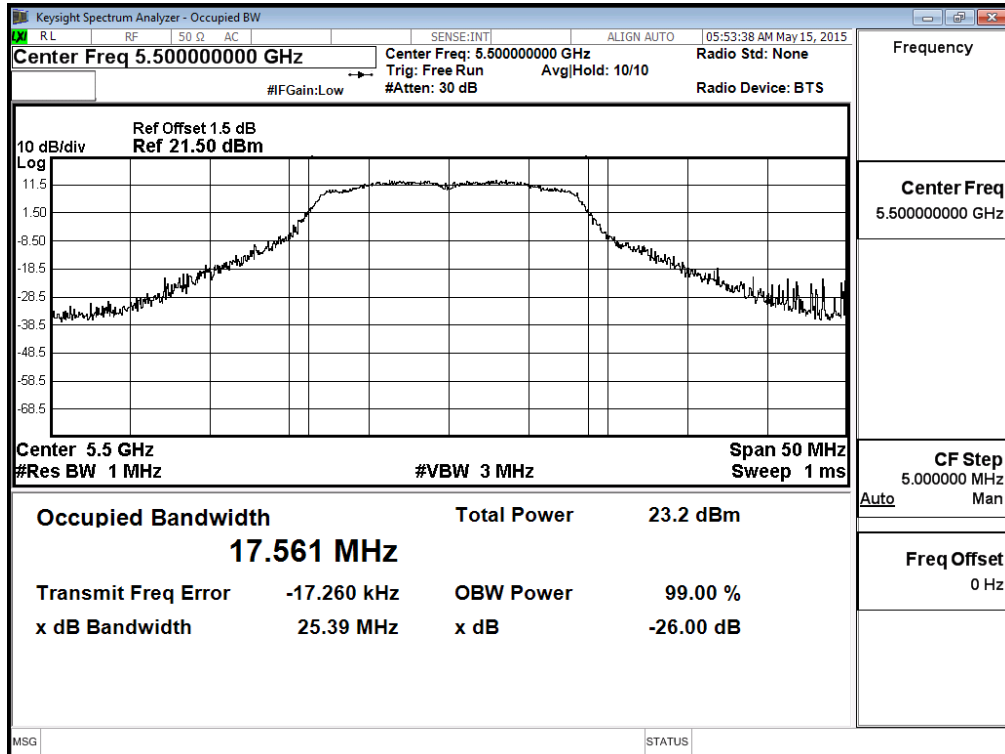
Channel 60:



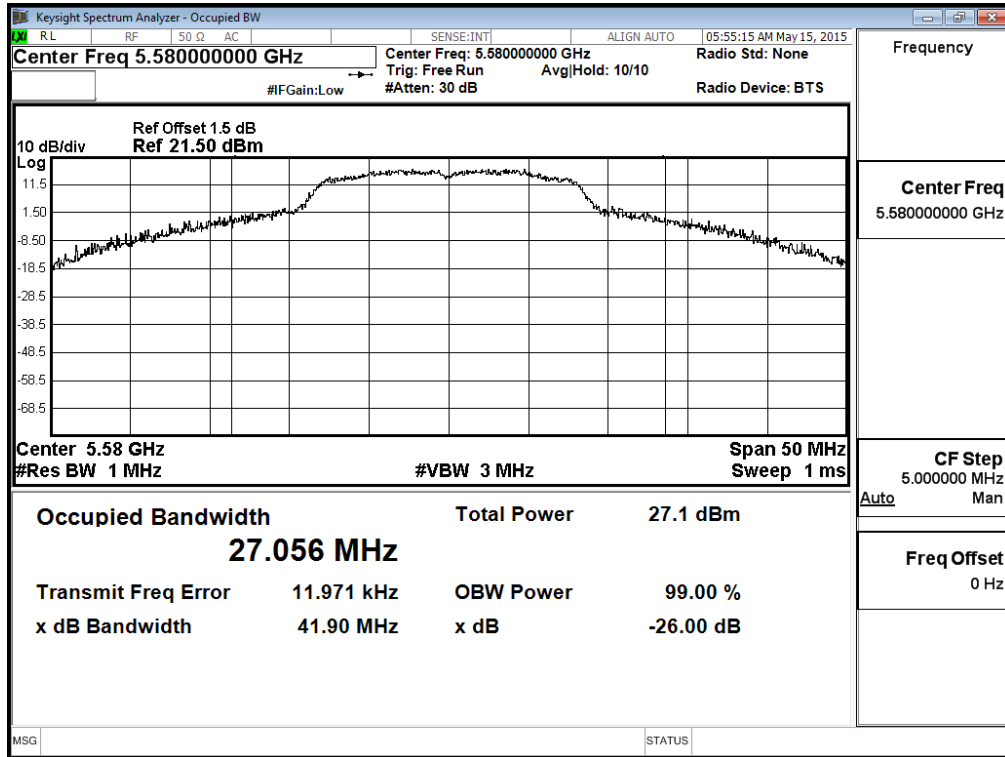
Channel 64:



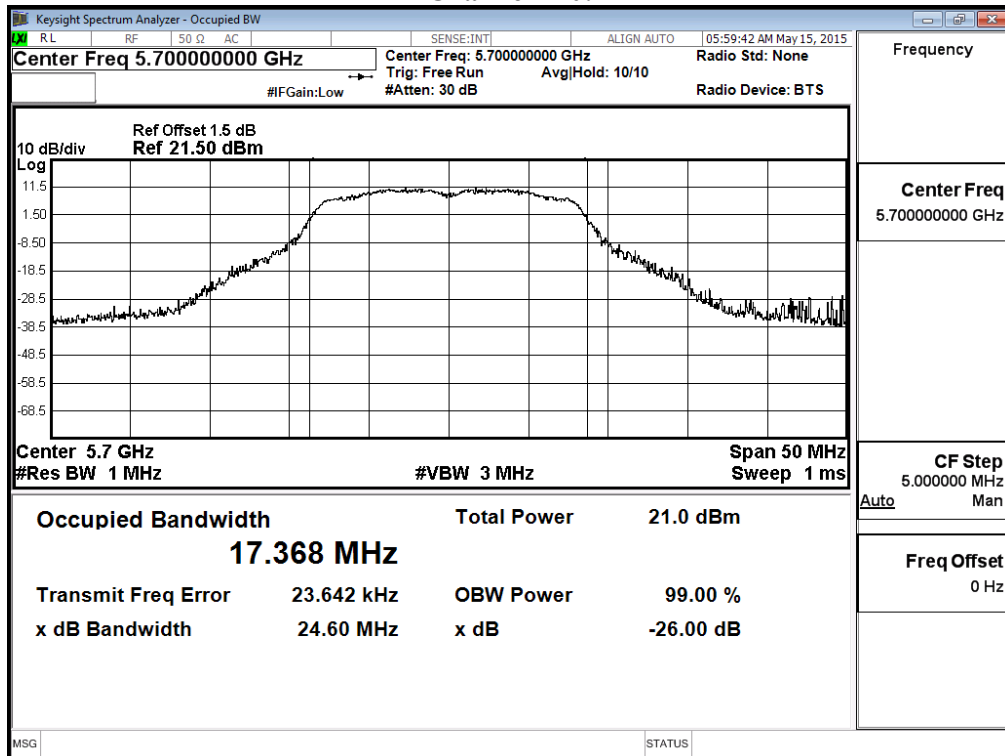
Channel 100:



Channel 116:



Channel 140:



Product : Intel® Dual Band Wireless-AC 8260
 Test Item : Maximum conducted output power
 Test Site : No.3 OATS
 Test Mode : Mode 2 SISO B: Transmit (802.11n-20BW 7.2Mbps)

Cable loss=1dB		Maximum conducted output power								
Channel No.	Frequency (MHz)	Data Rate (Mbps)								Required Limit
		14.4	28.9	43.3	57.8	86.7	115.6	130	144.4	
		Measurement Level (dBm)								
36	5180	18.5	--	--	--	--	--	--	--	<30dBm
44	5220	21.29	21.15	21.06	20.94	20.83	20.71	20.68	20.52	<30dBm
48	5240	21.24	--	--	--	--	--	--	--	<30dBm
52	5260	21.34	--	--	--	--	--	--	--	<24dBm
60	5300	21.29	21.17	21.06	20.98	20.83	20.74	20.61	20.53	<24dBm
64	5320	17.7	--	--	--	--	--	--	--	<24dBm
100	5500	17.76	--	--	--	--	--	--	--	<24dBm
116	5580	21.24	21.18	21.03	20.95	20.86	20.76	20.68	20.57	<24dBm
140	5700	21.23	--	--	--	--	--	--	--	<24dBm

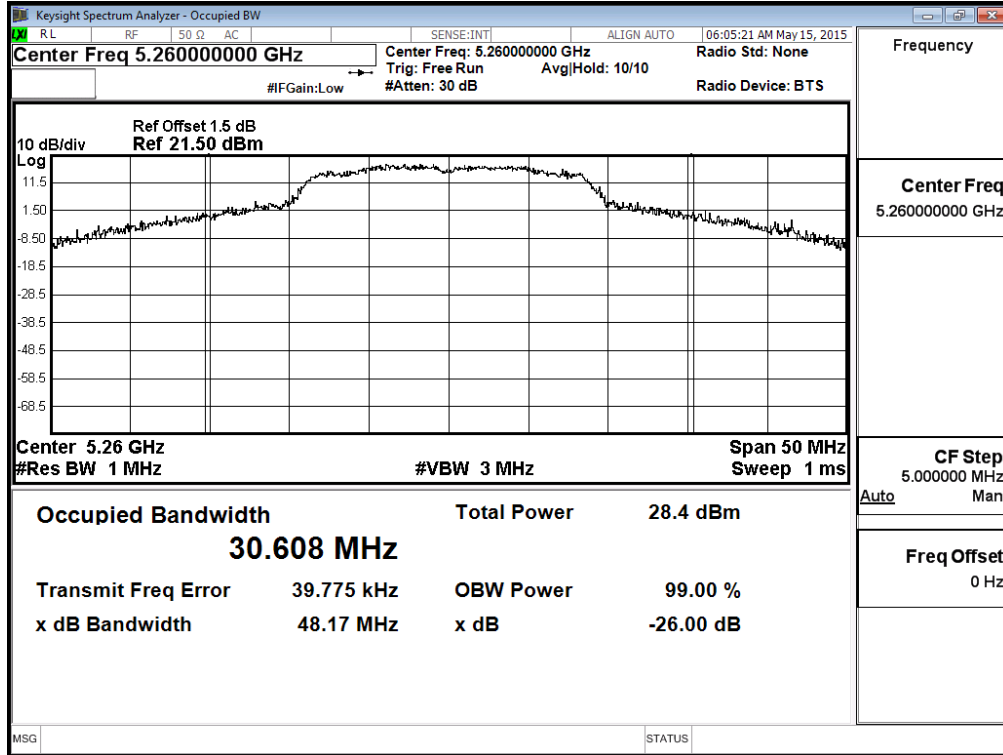
Note: Maximum conducted output power Value =Reading value on average power meter + cable loss

Maximum conducted output power Measurement:

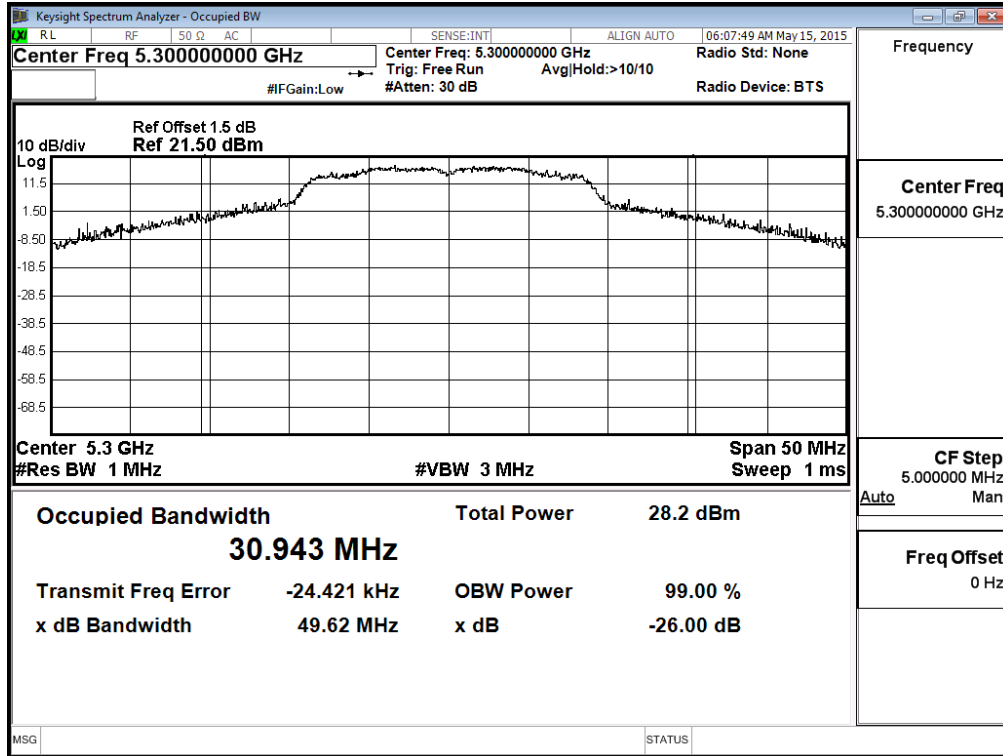
Channel No	Frequency Range (MHz)	99% Bandwidth (MHz)	Output Power (dBm)	Duty Factor (dB)	Total Output Power (dBm)	Output Power Limit	
						(dBm)	dBm+10log(BW)
36	5180	--	18.5	0.088	18.588	24	--
44	5220	--	21.29	0.088	21.378	24	--
48	5240	--	21.24	0.088	21.328	24	--
52	5260	30.608	21.34	0.088	21.428	24	25.86
60	5300	30.943	21.29	0.088	21.378	24	25.91
64	5320	19.670	17.7	0.088	17.788	24	23.94
100	5500	18.570	17.76	0.088	17.848	24	23.69
116	5580	28.378	21.24	0.088	21.328	24	25.53
140	5700	18.496	21.23	0.088	21.318	24	23.67

Note: Total Output Power Value = Output Power value + Duty Factor

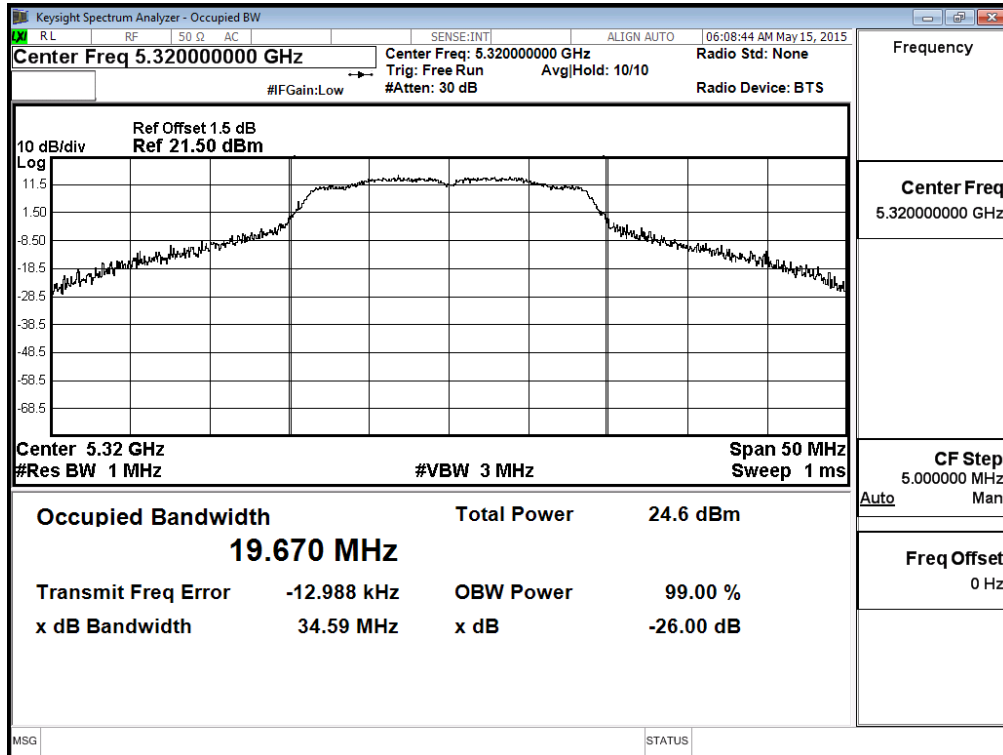
**99% Occupied Bandwidth:
Channel 52**



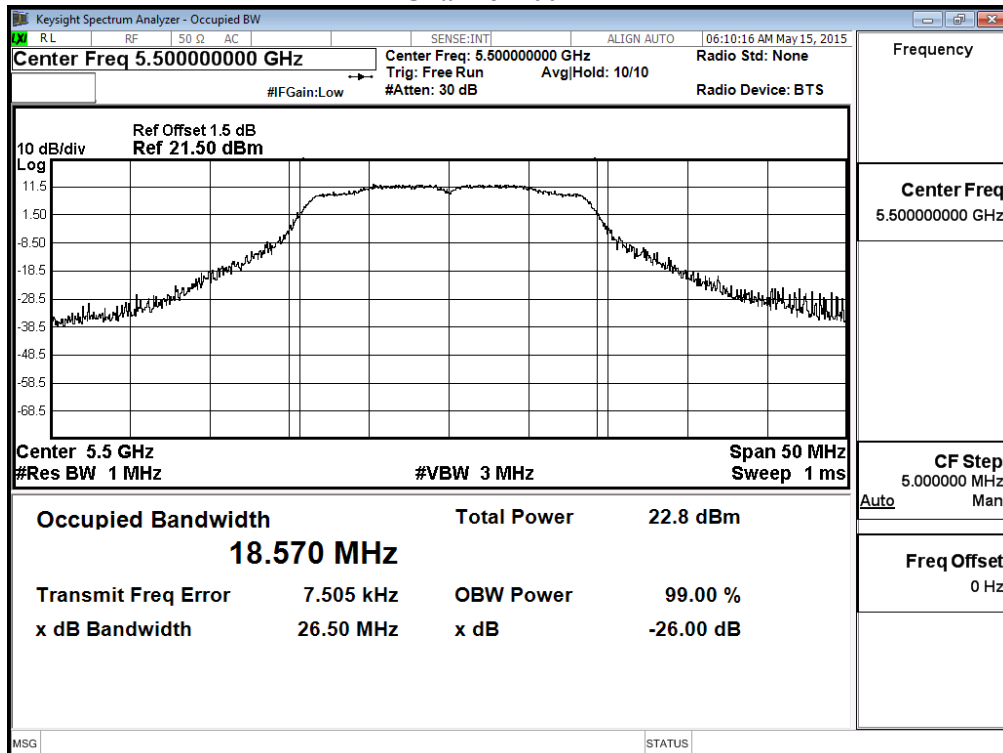
Channel 60



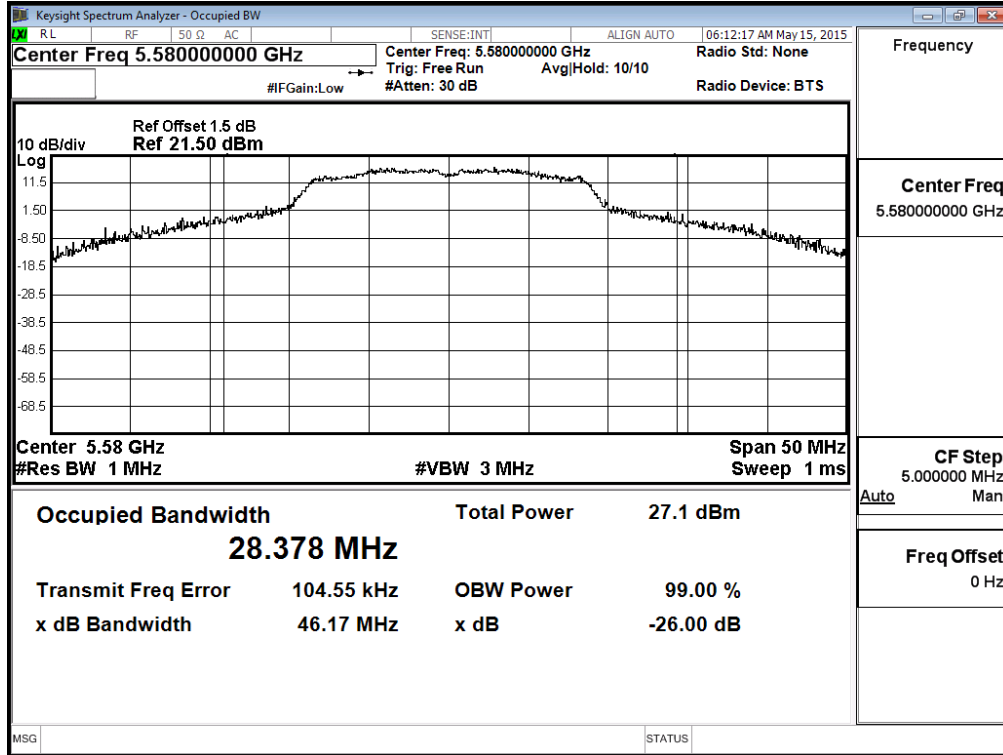
Channel 64



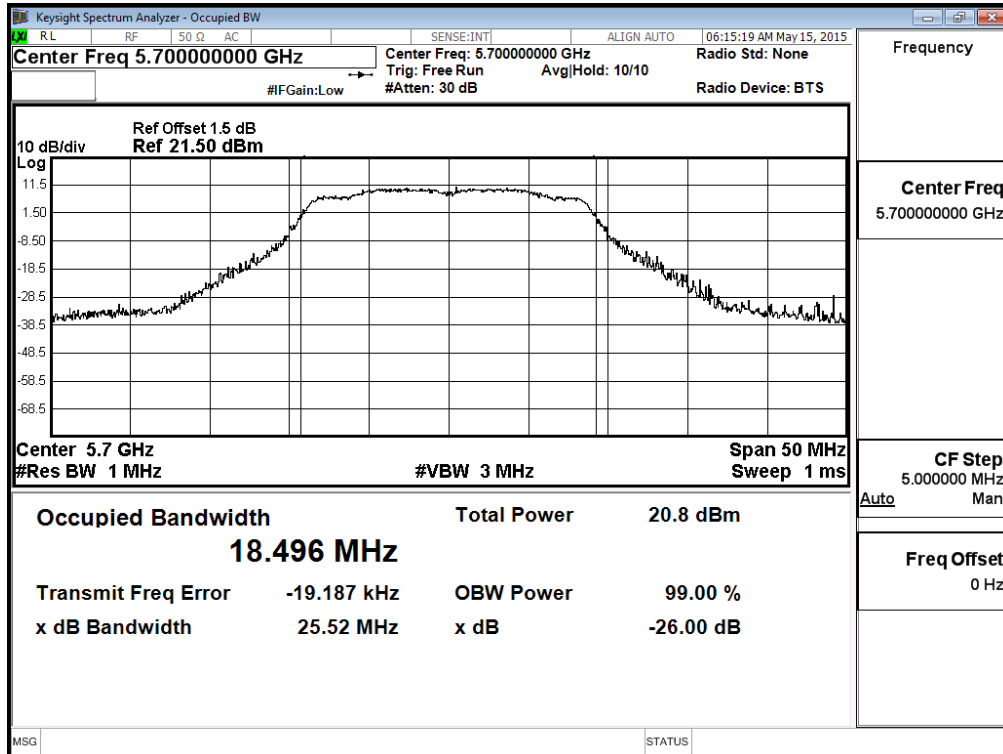
Channel 100



Channel 116



Channel 140



Product : Intel® Dual Band Wireless-AC 8260
 Test Item : Maximum conducted output power
 Test Site : No.3 OATS
 Test Mode : Mode 2 SISO B: Transmit (802.11n-40BW 15Mbps)

Cable loss=1dB		Maximum conducted output power								
Channel No.	Frequency (MHz)	Data Rate (Mbps)								Required Limit
		30	60	90	120	180	240	270	300	
		Measurement Level (dBm)								
38	5190	17.23	17.15	17.03	16.98	16.83	16.71	16.63	16.52	<30dBm
46	5230	21.12	--	--	--	--	--	--	--	<30dBm
54	5270	21.2	21.12	21.03	20.96	20.84	20.75	20.65	20.51	<24dBm
62	5310	15.91	--	--	--	--	--	--	--	<24dBm
102	5510	16.68	--	--	--	--	--	--	--	<24dBm
110	5550	21.16	21.04	20.96	20.84	20.76	20.68	20.52	20.48	<24dBm
134	5670	21.12	--	--	--	--	--	--	--	<24dBm

Note: Maximum conducted output power Value =Reading value on average power meter + cable loss

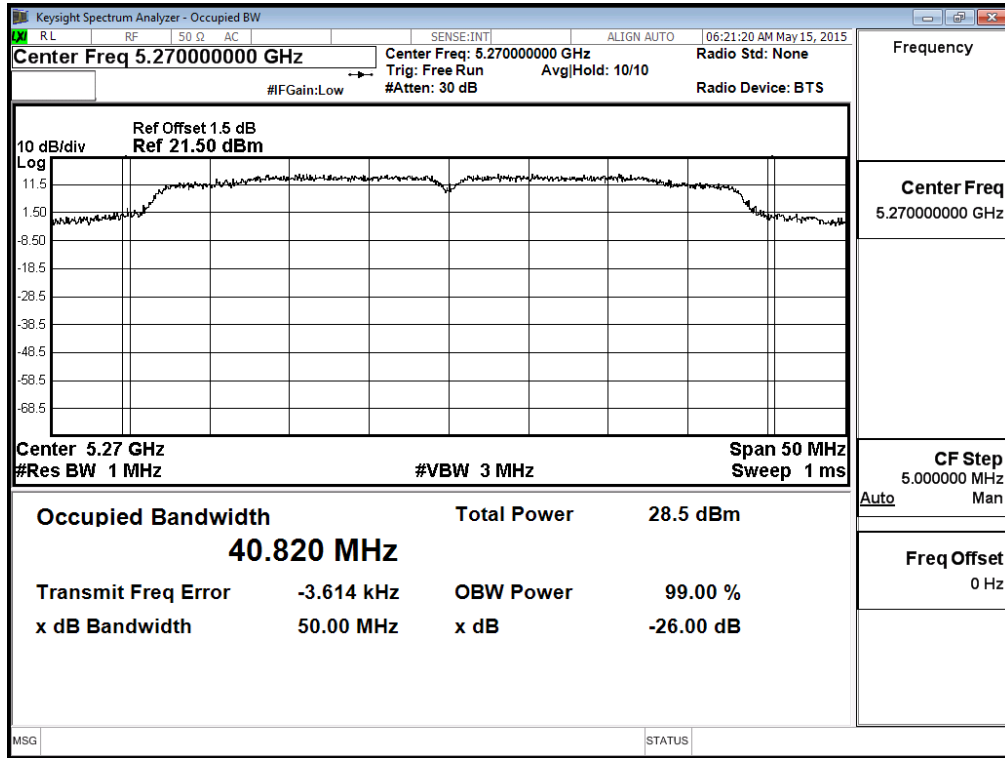
Maximum conducted output power Measurement:

Channel No	Frequency Range (MHz)	99% Bandwidth (MHz)	Output Power (dBm)	Duty Factor (dB)	Total Output Power (dBm)	Output Power Limit	
						(dBm)	dBm+10log(BW)
38	5190	--	17.23	0.150	17.380	24	--
46	5230	--	21.12	0.150	21.270	24	--
54	5270	40.820	21.2	0.150	21.350	24	27.11
62	5310	36.434	15.91	0.150	16.060	24	26.62
102	5510	36.485	16.68	0.150	16.830	24	26.62
110	5550	52.426	21.16	0.150	21.310	24	28.20
134	5670	37.206	21.12	0.150	21.270	24	26.71

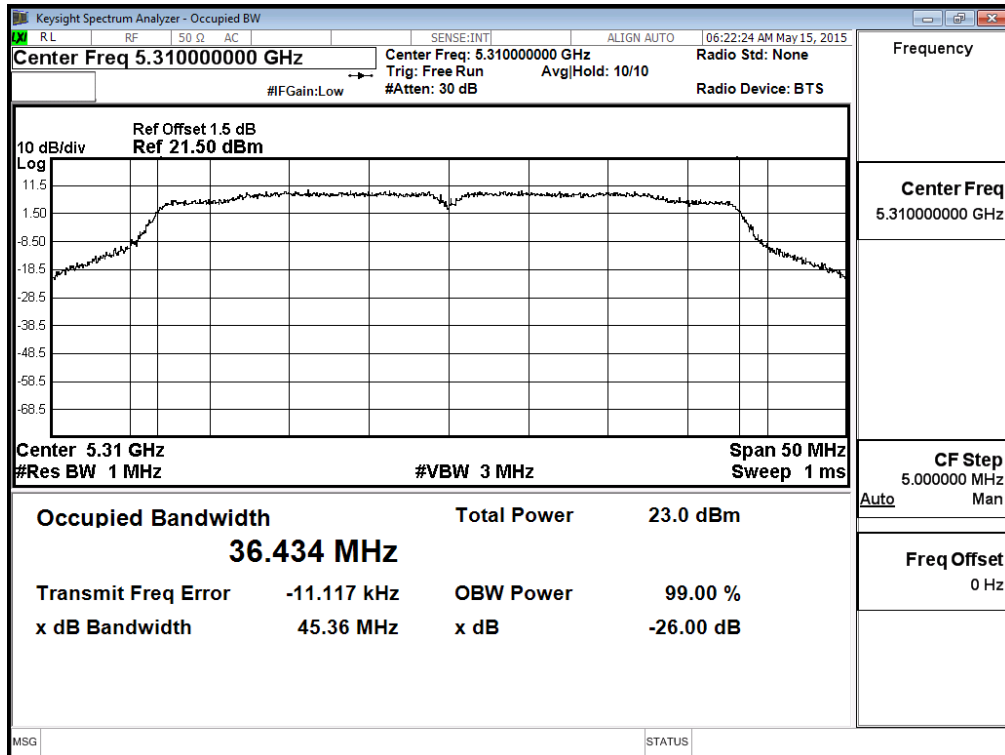
Note: Total Output Power Value = Output Power value + Duty Factor

99% Occupied Bandwidth:

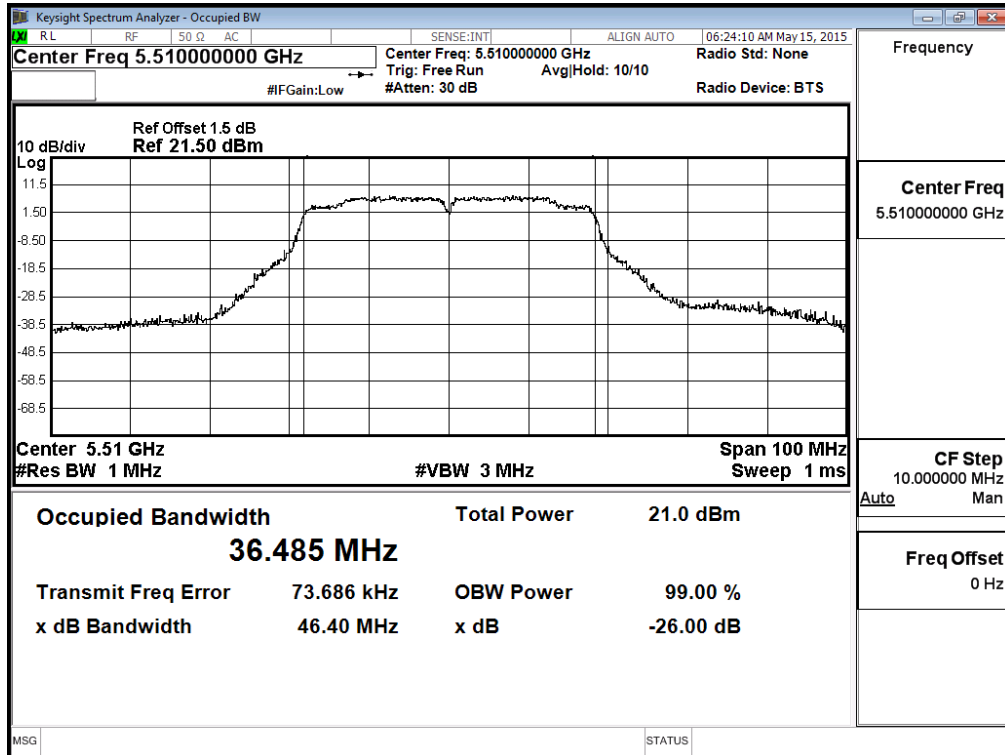
Channel 54



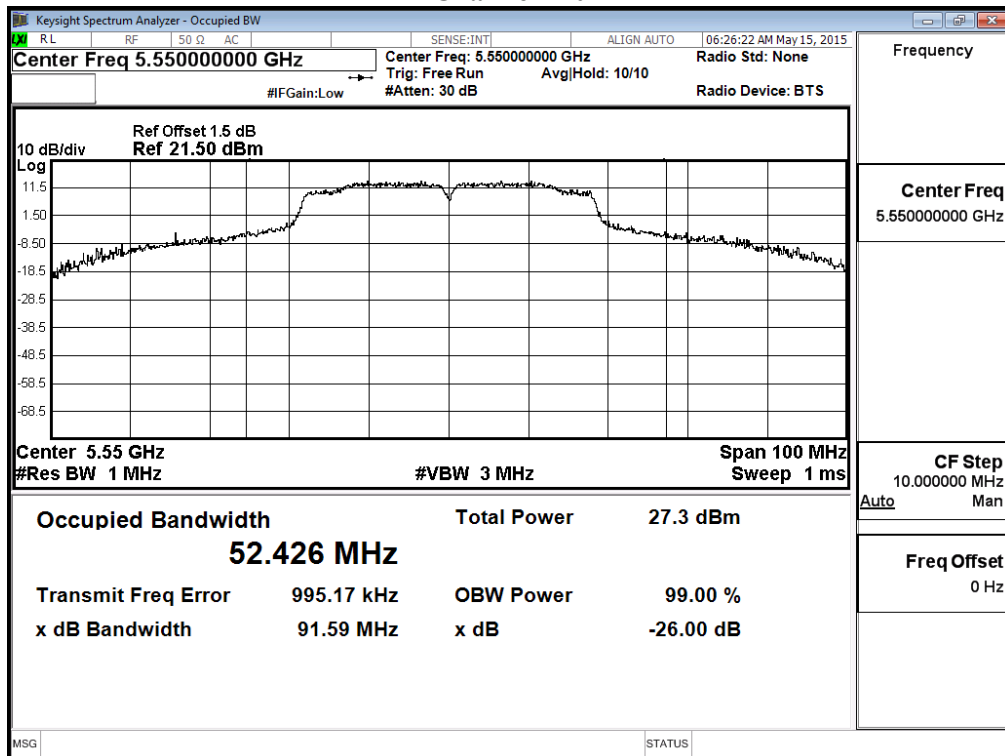
Channel 62



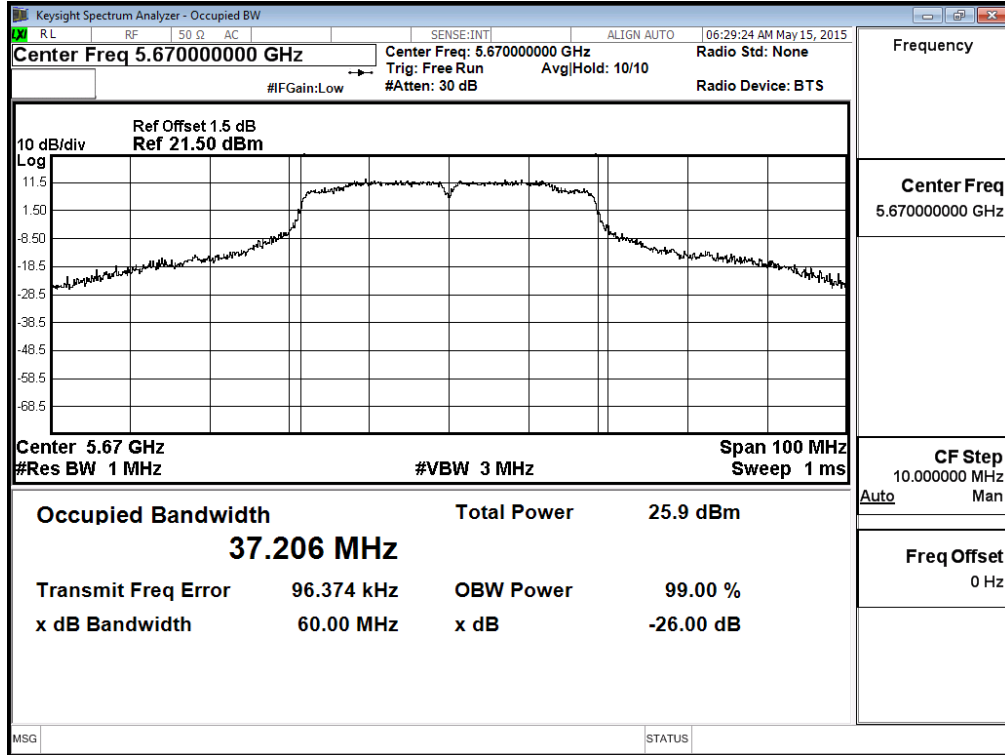
Channel 102



Channel 110



Channel 134



Product : Intel® Dual Band Wireless-AC 8260
 Test Item : Maximum conducted output power
 Test Site : No.3 OATS
 Test Mode : Mode 2 SISO B: Transmit (802.11ac-20BW-7.2Mbps)

Cable loss=1dB		Maximum conducted output power									
Channel No.	Frequency (MHz)	Data Rate (Mbps)									Required Limit
		VTH0	VTH1	VTH2	VTH3	VTH4	VTH5	VTH6	VTH7	VTH8	
		Measurement Level (dBm)									
144 (Band3)	5720	17.97	17.82	17.73	17.56	17.45	17.32	17.27	17.16	17.08	<24dBm
144 (Band4)	5720	10.64	10.58	10.46	10.31	10.18	10.07	9.94	9.83	9.74	<30dBm

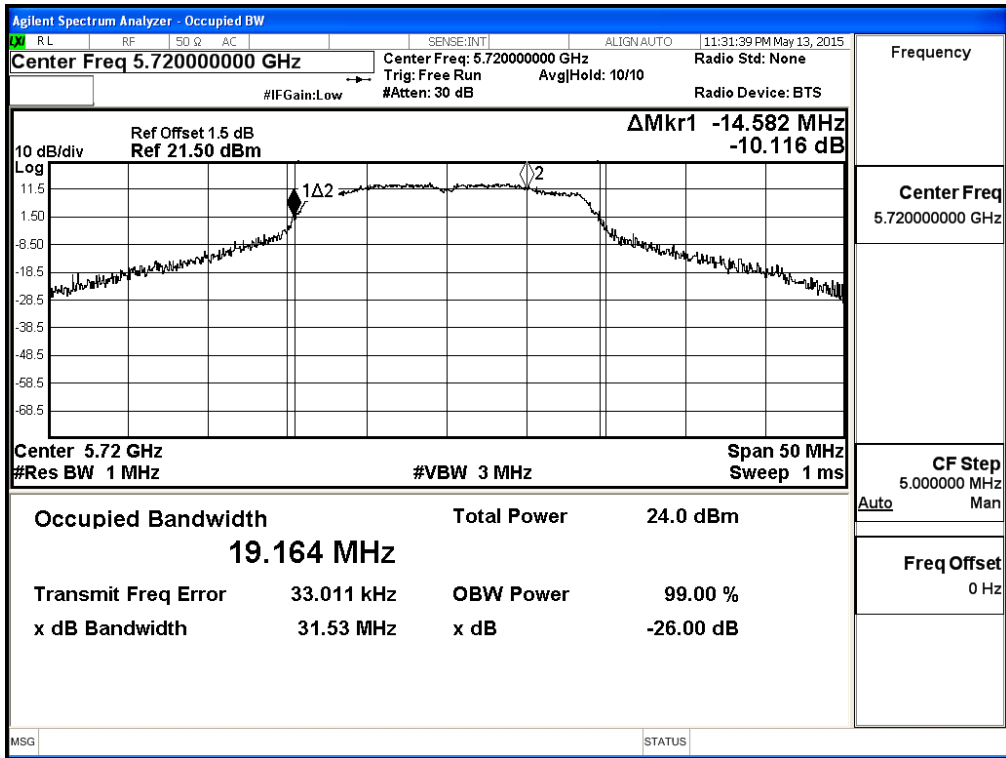
Note: Maximum conducted output power Value =Reading value on average power meter + cable loss

Maximum conducted output power Measurement:

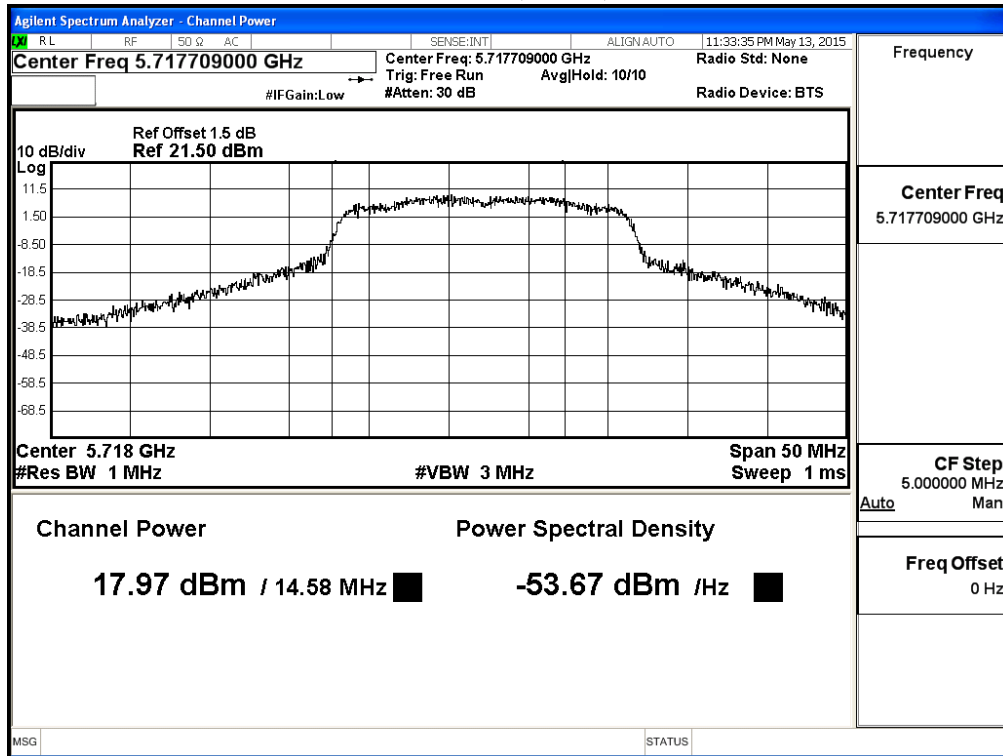
Channel No	Frequency Range (MHz)	99% Bandwidth (MHz)	Output Power (dBm)	Duty Factor (dB)	Total Output Power (dBm)	Output Power Limit	
						(dBm)	dBm+10log(BW)
144(Band3)	5720	14.582	17.97	0.110	18.080	24	22.64
144(Band4)	5720	4.582	10.64	0.110	10.750	30	17.61

Note: Total Output Power Value = Output Power value + Duty Factor

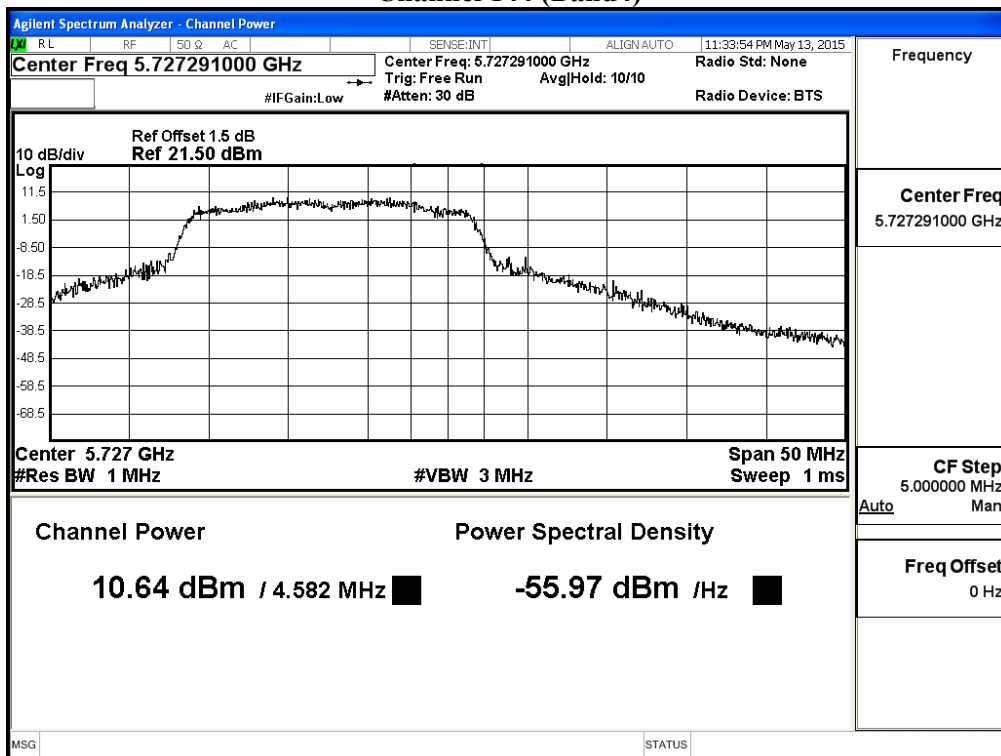
**99% Occupied Bandwidth:
Channel 144**



**Maximum conducted output power:
Channel 144 (Band3)**



Channel 144 (Band4)



Product : Intel® Dual Band Wireless-AC 8260
 Test Item : Maximum conducted output power
 Test Site : No.3 OATS
 Test Mode : Mode 2 SISO B: Transmit (802.11ac-40BW-15Mbps)

Cable loss=1dB		Maximum conducted output power										
Channel No	Frequency (MHz)	Data Rate (Mbps)										Required Limit
		VTH0	VTH1	VTH2	VTH3	VTH4	VTH5	VTH6	VTH7	VTH8	VTH9	
142F(Band3)	5710	18.31	18.2	18.11	18.03	17.93	17.84	17.65	17.57	17.42	17.37	<24dBm
142F(Band4)	5710	5.42	5.33	5.21	5.17	5.02	4.93	4.76	4.62	4.47	4.33	<30dBm

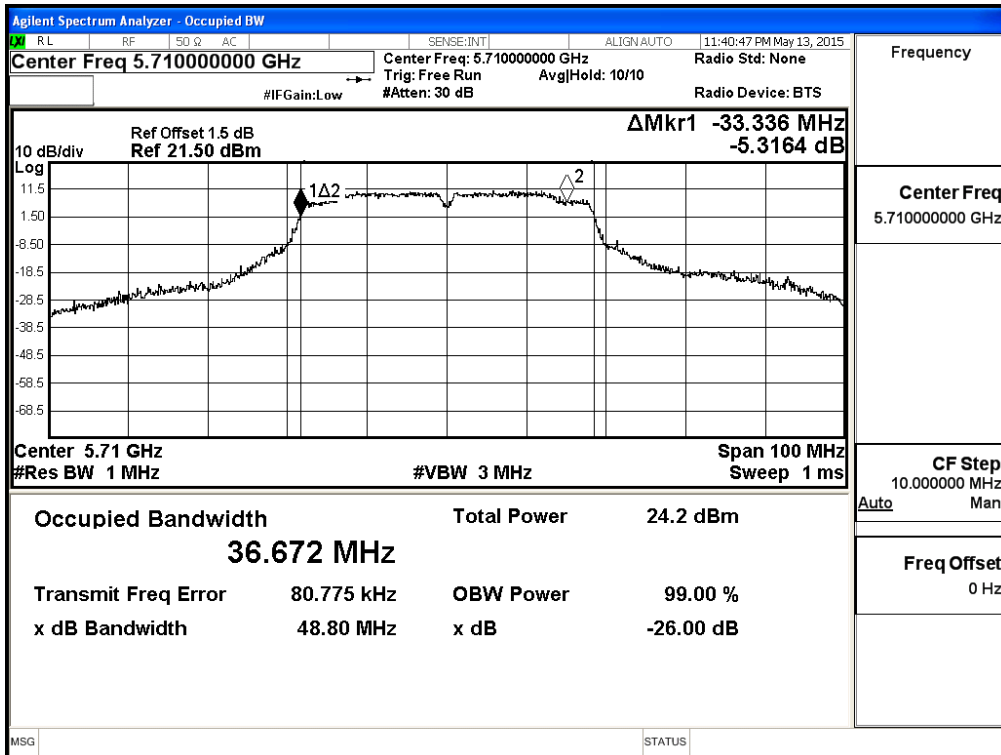
Note: Maximum conducted output power Value =Reading value on average power meter + cable loss

Maximum conducted output power Measurement:

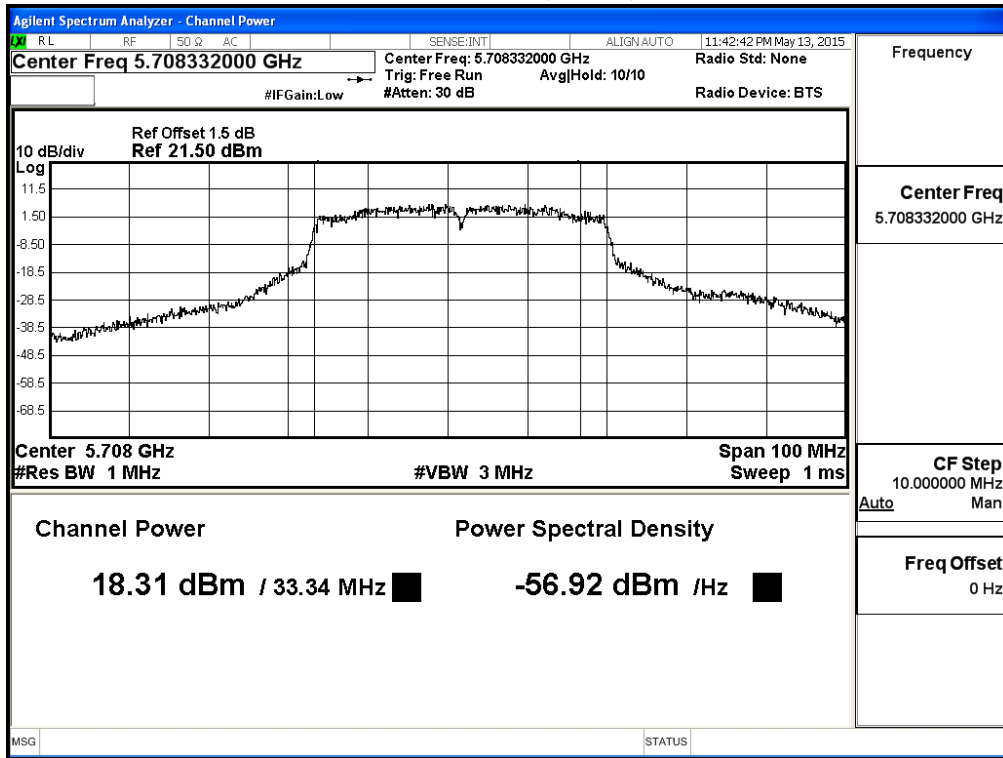
Channel No	Frequency Range (MHz)	99% Bandwidth (MHz)	Output Power (dBm)	Duty Factor (dB)	Total Output Power (dBm)	Output Power Limit	
						(dBm)	dBm+10log(BW)
142F(Band3)	5710	33.336	18.31	0.315	18.625	24	26.23
142F(Band4)	5710	3.336	5.42	0.315	5.735	30	16.23

Note: Total Output Power Value = Output Power value + Duty Factor

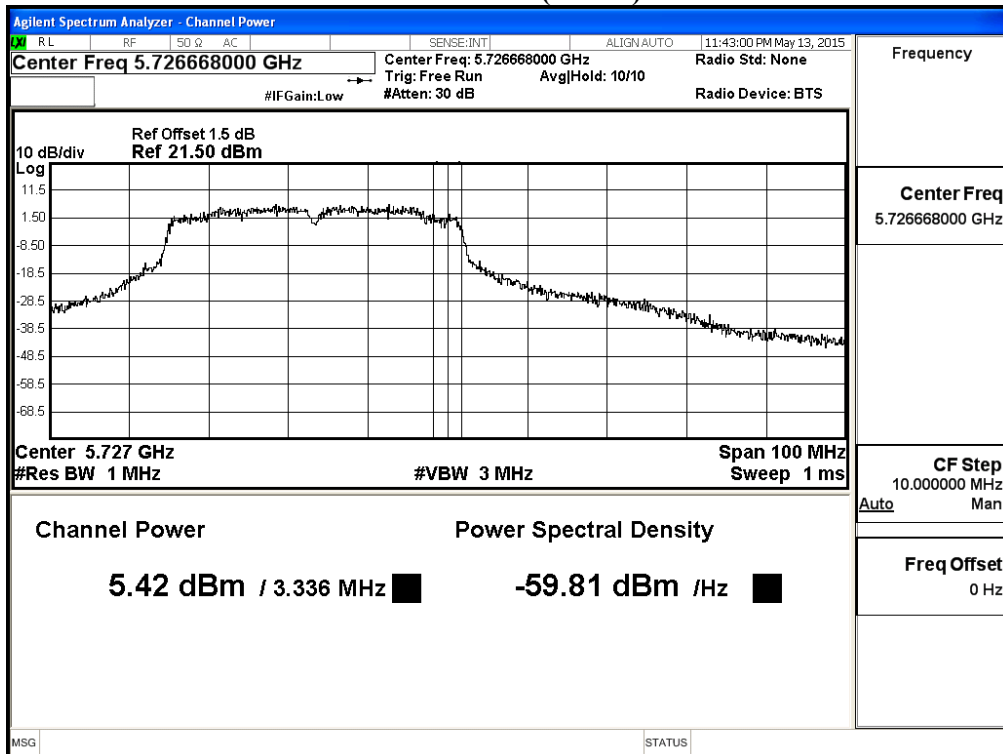
**99% Occupied Bandwidth:
Channel 142**



**Maximum conducted output power:
Channel 142 (Band3)**



Channel 142 (Band4)



Product : Intel® Dual Band Wireless-AC 8260
 Test Item : Maximum conducted output power
 Test Site : No.3 OATS
 Test Mode : Mode 2 SISO B: Transmit (802.11ac-80BW-32.5Mbps)

Cable loss=1dB		Maximum conducted output power										
Channel No	Frequency (MHz)	Data Rate (Mbps)										Required Limit
		VTH0	VTH1	VTH2	VTH3	VTH4	VTH5	VTH6	VTH7	VTH8	VTH9	
42	5210	16.74	16.63	16.61	16.59	16.57	16.55	16.53	16.51	16.49	16.47	<30dBm
58	5290	15.94	15.82	15.74	15.66	15.52	15.44	15.31	15.2	15.06	14.93	<24dBm
106	5530	14.99	14.83	14.67	14.55	14.47	14.36	14.27	14.19	14.02	13.97	<24dBm
122	5610	16.19	16.11	16.03	15.95	15.87	15.79	15.71	15.63	15.55	15.47	<24dBm
138(Band3)	5690	17.4	17.36	17.22	17.19	17.02	16.87	16.72	16.63	16.58	16.47	<24dBm
138(Band4)	5690	0.11	0.05	-0.14	-0.27	-0.46	-0.57	-0.63	-0.74	-0.88	-0.97	<30dBm

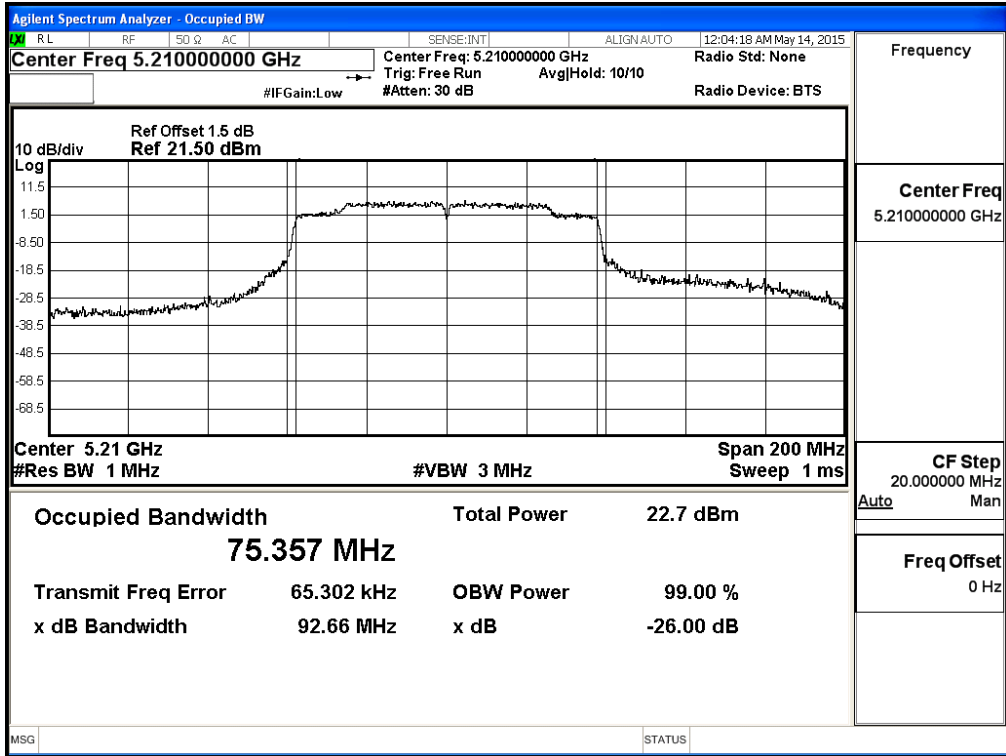
Note: Maximum conducted output power Value =Reading value on average power meter + cable loss

Maximum conducted output power Measurement

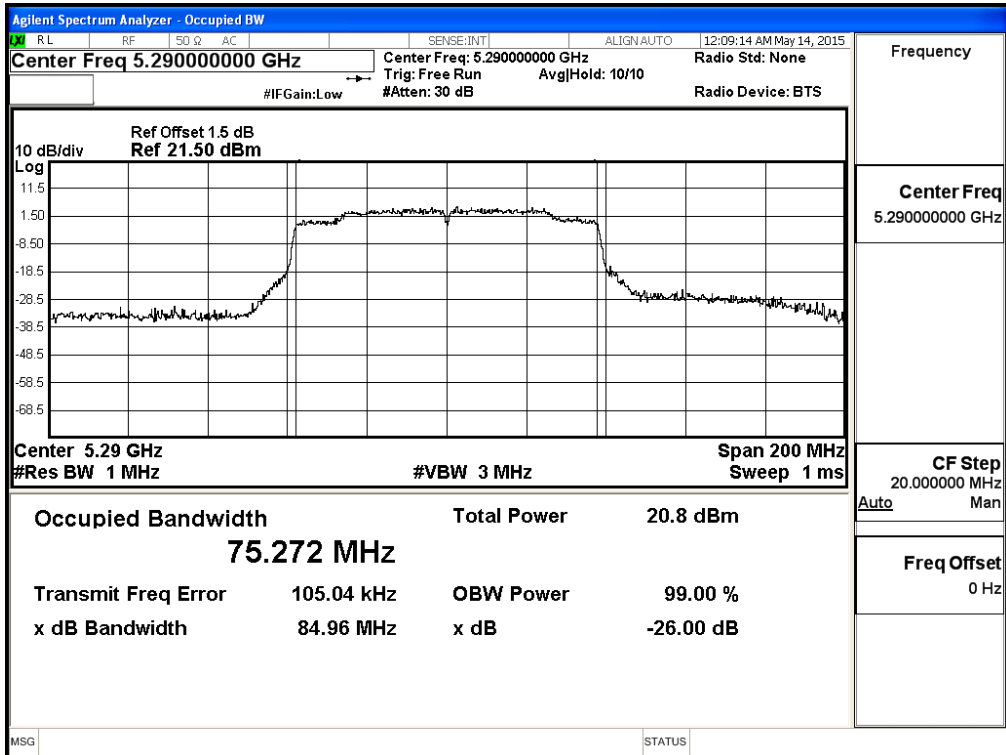
Channel No	Frequency Range (MHz)	99% Bandwidth (MHz)	Output Power (dBm)	Duty Factor (dB)	Total Output Power (dBm)	Output Power Limit	
						(dBm)	dBm+10log(BW)
42	5210	75.357	16.74	0.283	17.023	24	29.77
58	5290	75.272	15.94	0.283	16.223	24	29.77
106	5530	75.249	14.99	0.283	15.273	24	29.77
122	5610	75.121	16.19	0.283	16.473	24	29.76
138(Band3)	5690	72.709	17.40	0.283	17.683	24	29.62
138(Band4)	5690	2.709	0.11	0.283	0.393	30	21.33

Note: Total Output Power Value = Output Power value + Duty Factor

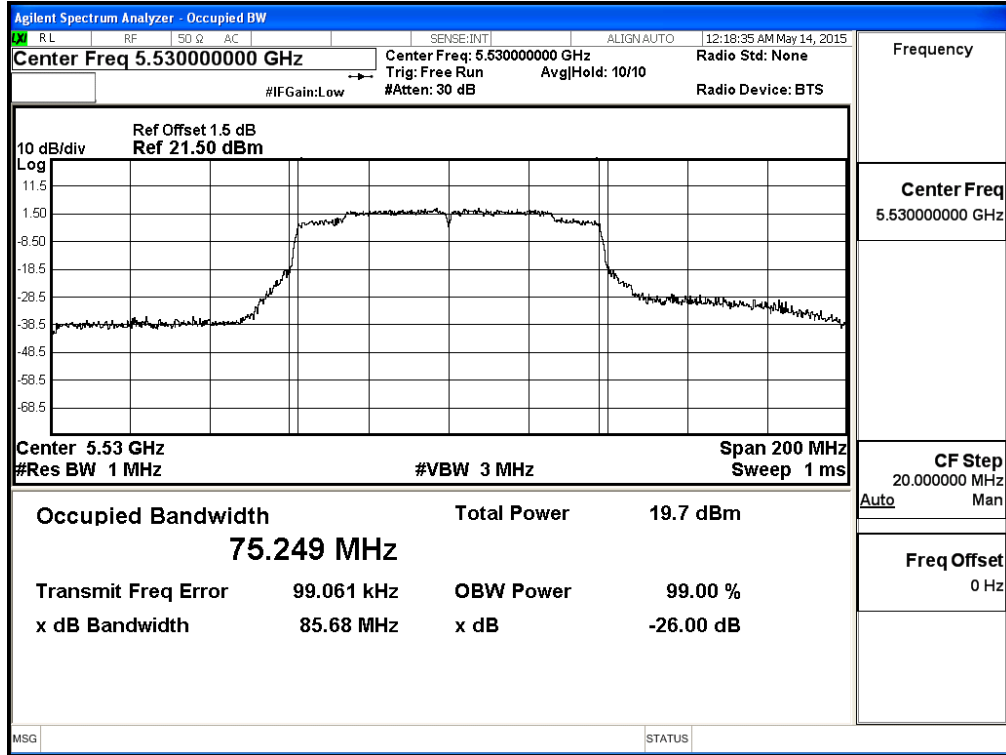
**99% Occupied Bandwidth:
Channel 42**



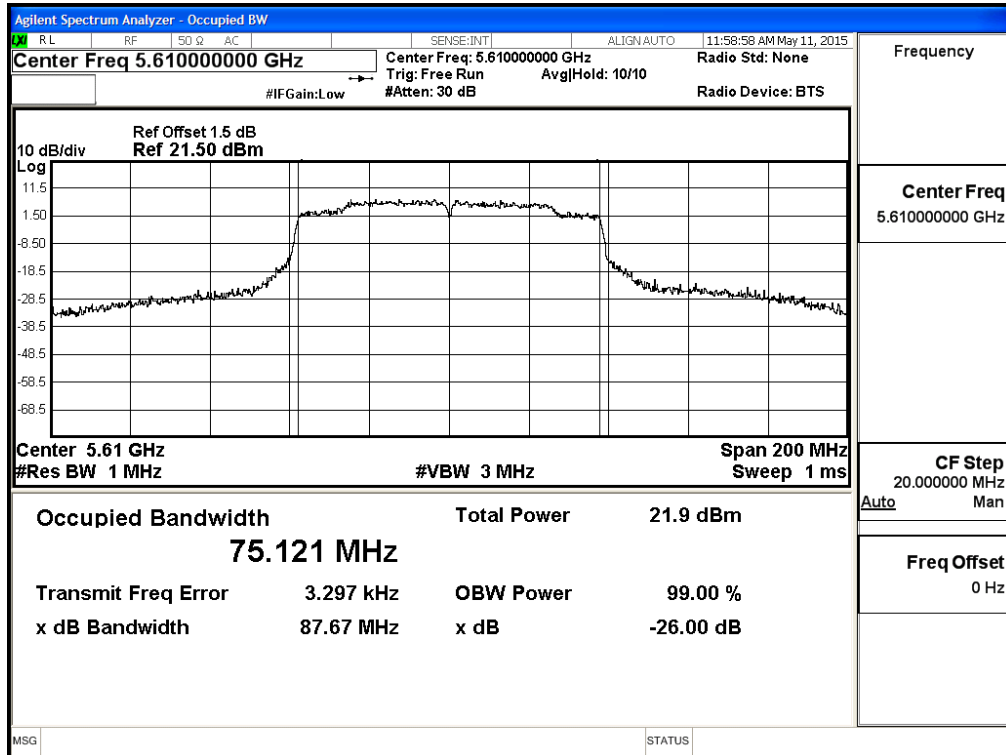
Channel 58



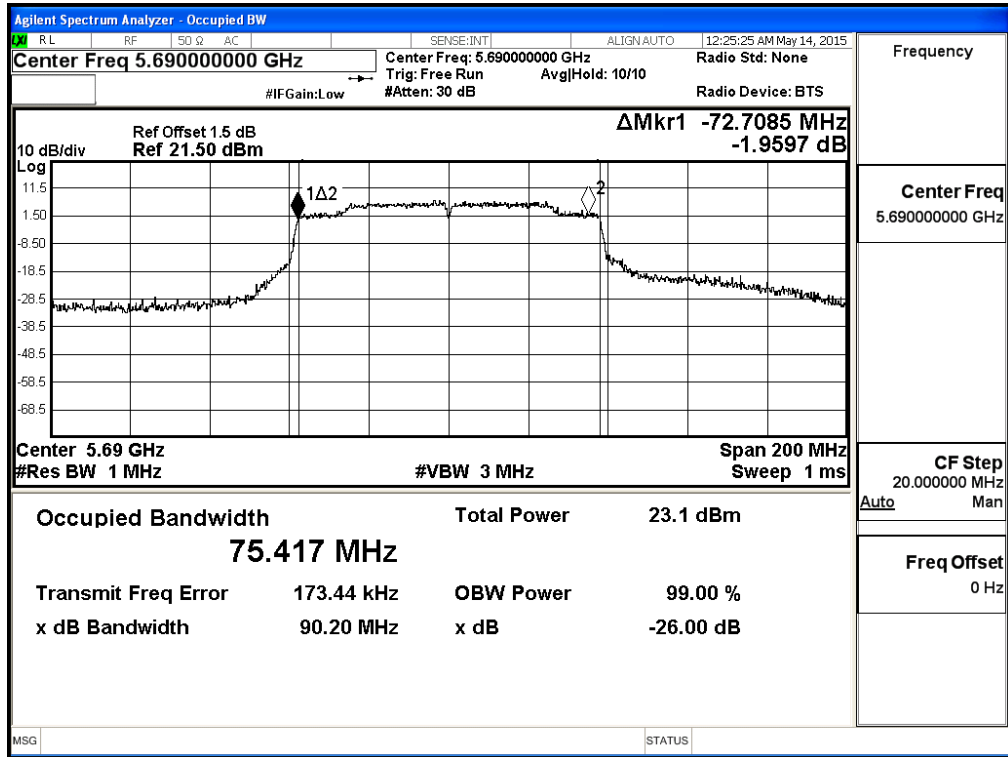
Channel 106



Channel 122

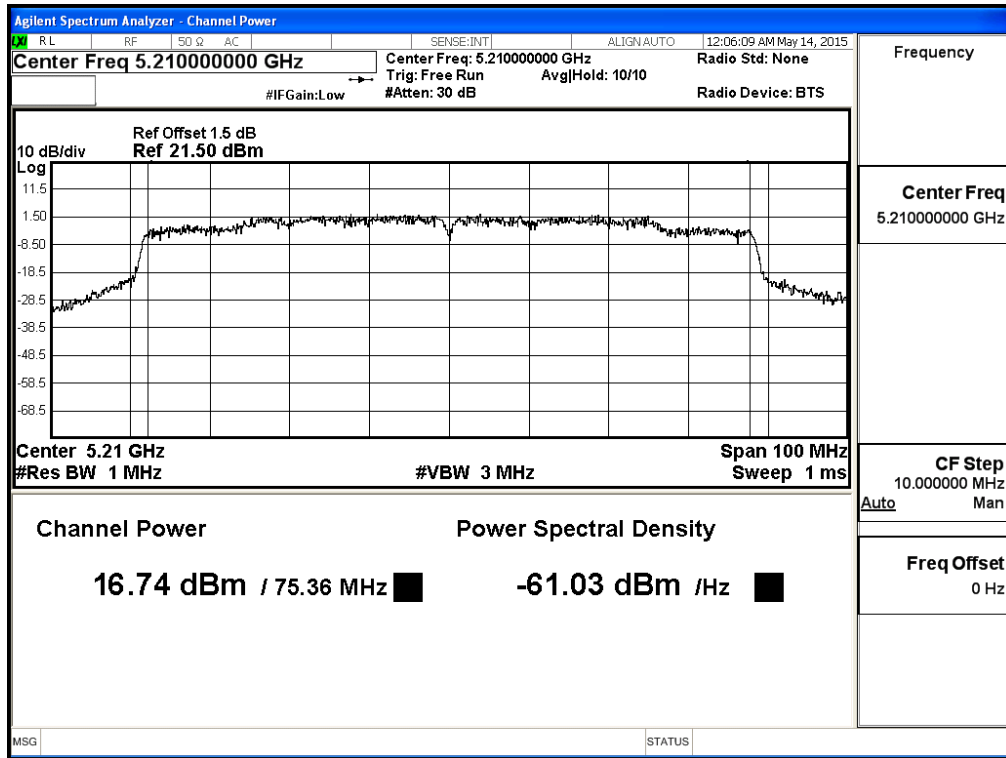


Channel 138



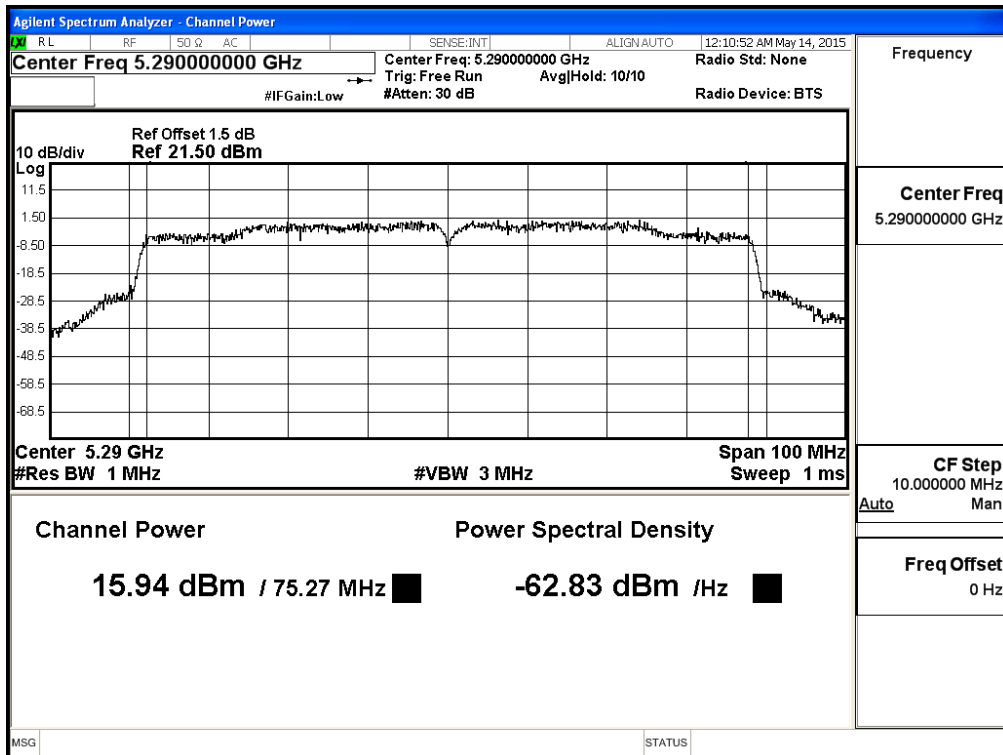
Maximum conducted output power:

Channel 42



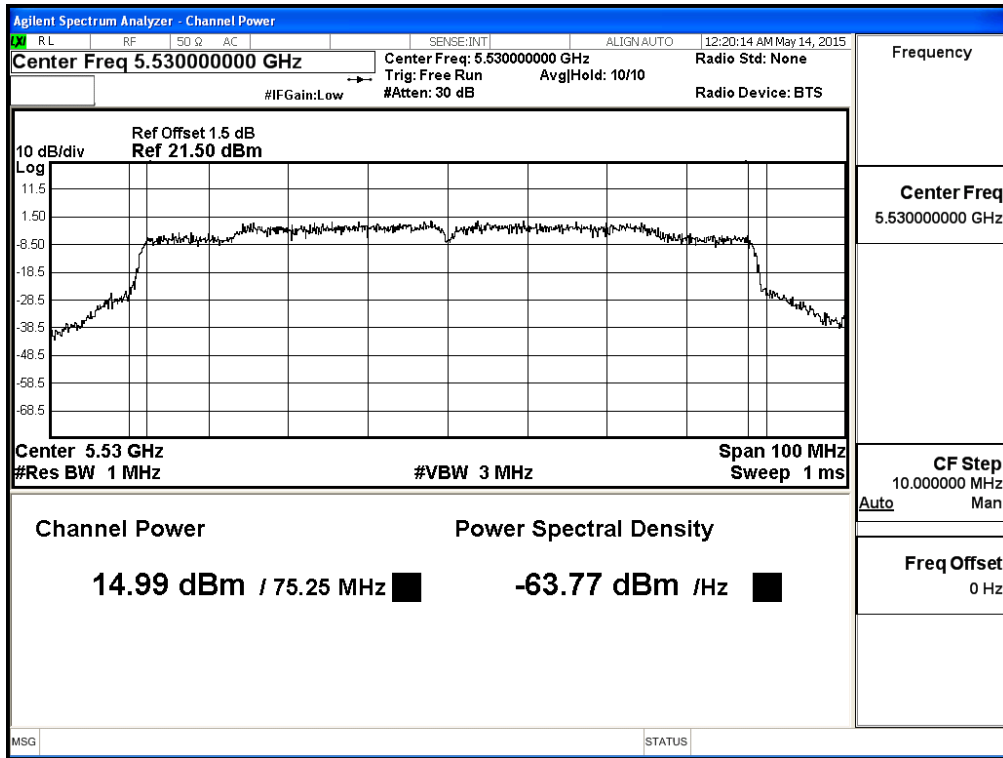
Maximum conducted output power:

Channel 58



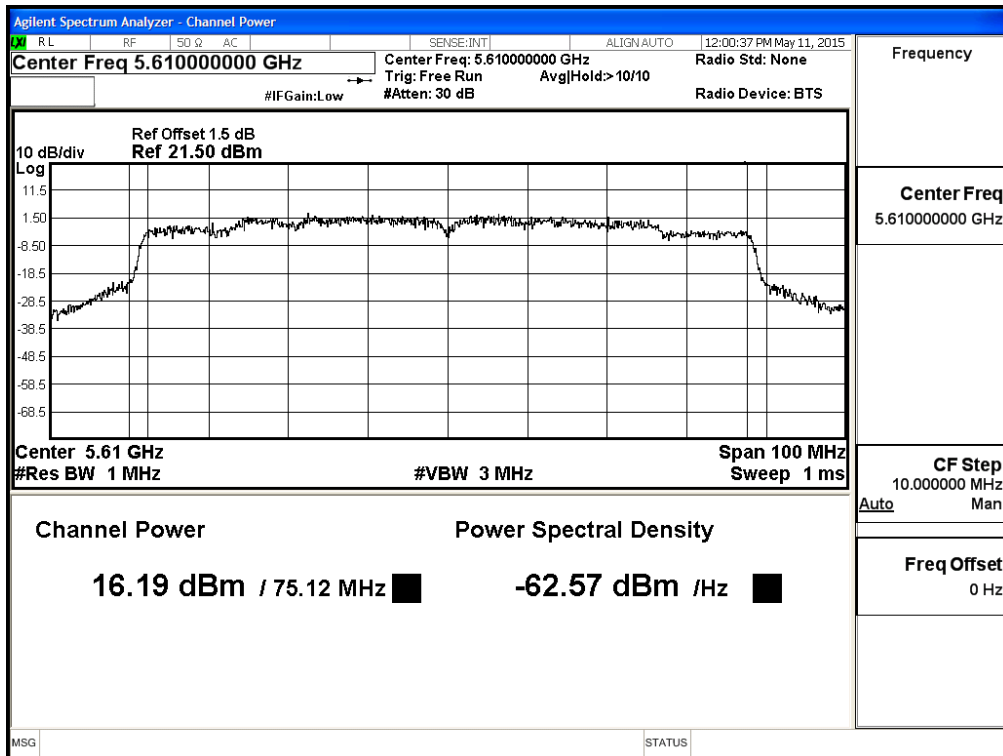
Maximum conducted output power:

Channel 106

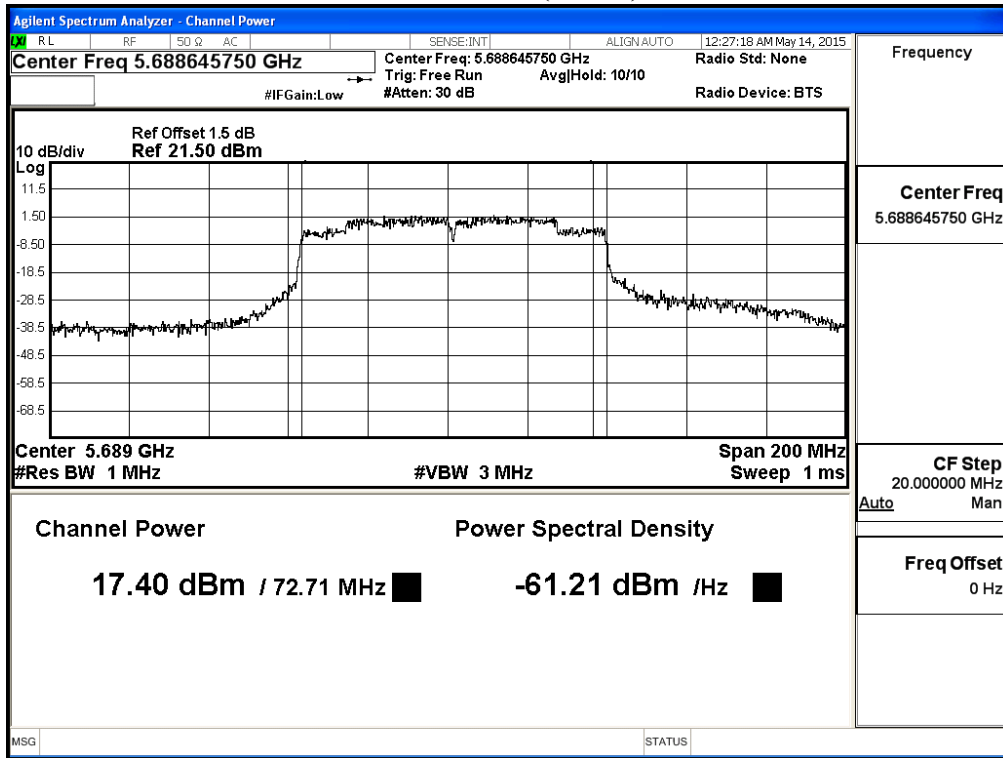


Maximum conducted output power:

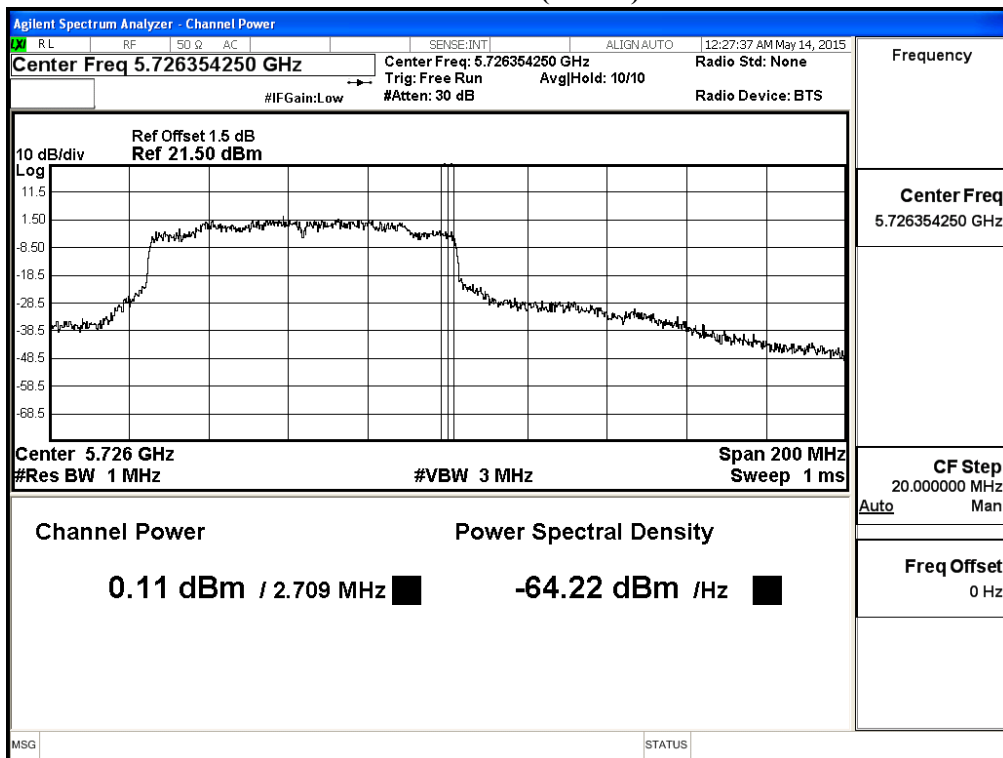
Channel 122



**Maximum conducted output power:
Channel 138 (Band3)**



**Maximum conducted output power:
Channel 138 (Band4)**



Product : Intel® Dual Band Wireless-AC 8260
 Test Item : Maximum conducted output power
 Test Site : No.3 OATS
 Test Mode : Mode 3 MIMO: Transmit (802.11n-20BW 14.4Mbps)

CHAIN A

Cable loss=1dB		Maximum conducted output power									Required Limit
Channel No.	Frequency (MHz)	Data Rate (Mbps)									
		HT8	HT9	HT10	HT11	HT12	HT13	HT14	HT15		
		Measurement Level (dBm)									
36	5180	18.19	--	--	--	--	--	--	--	<30dBm	
44	5220	18.25	18.16	18.02	17.93	17.87	17.73	17.66	17.58	<30dBm	
48	5240	18.02	--	--	--	--	--	--	--	<30dBm	
52	5260	18.25	--	--	--	--	--	--	--	<24dBm	
60	5300	18.41	18.36	18.25	18.17	18.02	17.96	17.87	17.71	<24dBm	
64	5320	17.01	--	--	--	--	--	--	--	<24dBm	
100	5500	17.21	--	--	--	--	--	--	--	<24dBm	
116	5580	18.53	18.46	18.33	18.2	18.17	18.02	17.93	17.85	<24dBm	
140	5700	18.68	--	--	--	--	--	--	--	<24dBm	

Note: Maximum conducted output power Value =Reading value on average power meter + cable loss

CHAIN B

Cable loss=1dB		Maximum conducted output power									Required Limit
Channel No.	Frequency (MHz)	Data Rate (Mbps)									
		HT8	HT9	HT10	HT11	HT12	HT13	HT14	HT15		
		Measurement Level (dBm)									
36	5180	18.41	--	--	--	--	--	--	--	<30dBm	
44	5220	17.99	17.86	17.73	17.64	17.55	17.48	17.32	17.28	<30dBm	
48	5240	17.97	--	--	--	--	--	--	--	<30dBm	
52	5260	17.81	--	--	--	--	--	--	--	<24dBm	
60	5300	17.99	17.85	17.79	17.62	17.54	17.43	17.33	17.26	<24dBm	
64	5320	16.78	--	--	--	--	--	--	--	<24dBm	
100	5500	17.32	--	--	--	--	--	--	--	<24dBm	
116	5580	17.89	17.76	17.69	17.52	17.48	17.39	17.24	17.11	<24dBm	
140	5700	17.6	--	--	--	--	--	--	--	<24dBm	

Note: Maximum conducted output power Value =Reading value on average power meter + cable loss

Maximum conducted output power Measurement:

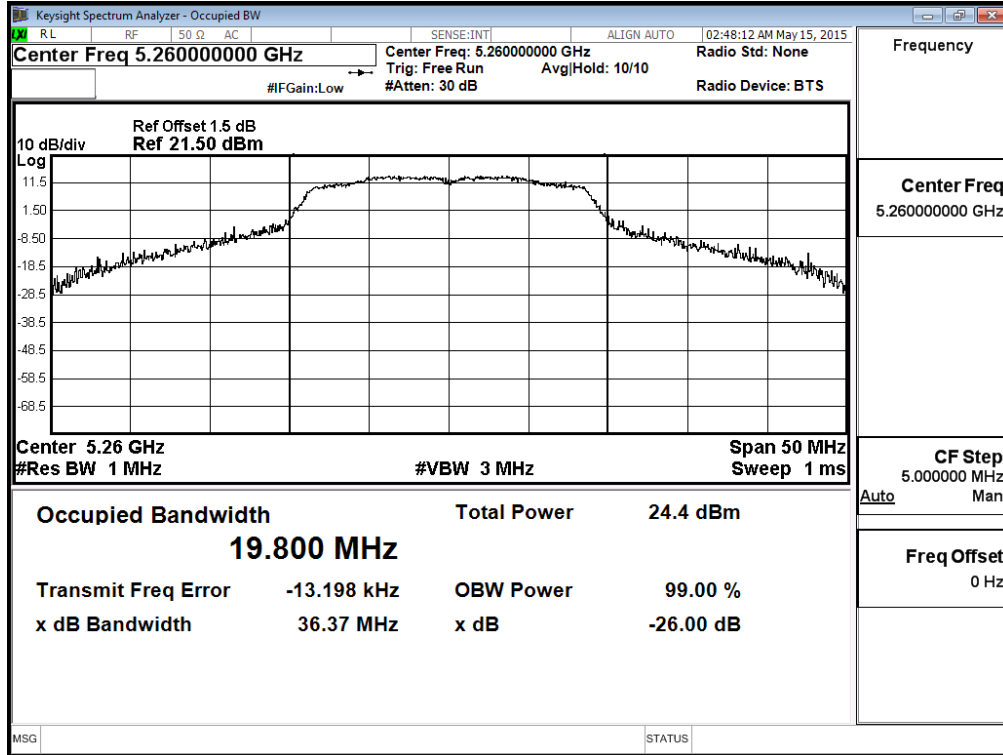
(CHAIN A+ B)

Channel Number	Frequency (MHz)	99% Bandwidth (MHz)	Chain A Power (dBm)	Chain B Power (dBm)	Duty Factor (dB)	Total Output Power (dBm)	Output Power Limit	
							(dBm)	dBm+10log(BW)
36	5180	--	18.19	18.41	0.088	21.400	24	--
44	5220	--	18.25	17.99	0.088	21.220	24	--
48	5240	--	18.02	17.97	0.088	21.093	24	--
52	5260	19.142	18.25	17.81	0.088	21.134	24	23.82
60	5300	19.949	18.41	17.99	0.088	21.303	24	24.00
64	5320	18.564	17.01	16.78	0.088	19.995	24	23.69
100	5500	18.567	17.21	17.32	0.088	20.364	24	23.69
116	5580	18.785	18.53	17.89	0.088	21.320	24	23.74
140	5700	17.373	18.68	17.60	0.088	21.272	24	23.40

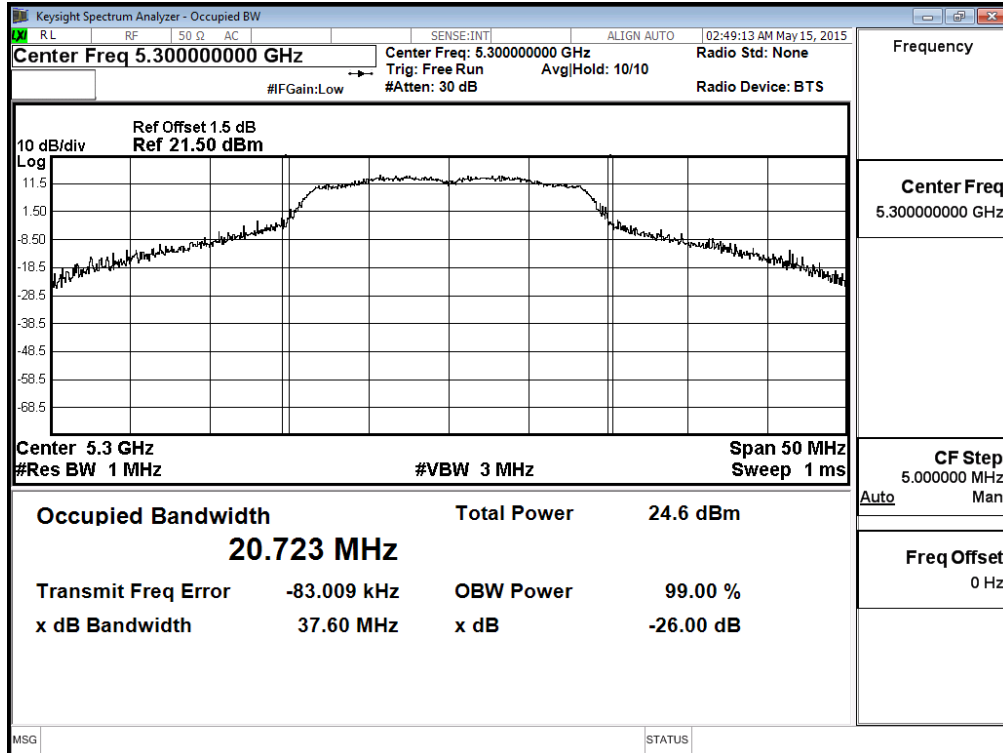
Note:

1. Total Output Power (dBm) = 10LOG (Chain A Power (mW) + Chain B Power (mW)) + Duty Factor.
2. 26 dB Bandwidth is the bandwidth of chain A or chain B whichever is less bandwidth, output power limitation is more stringent.

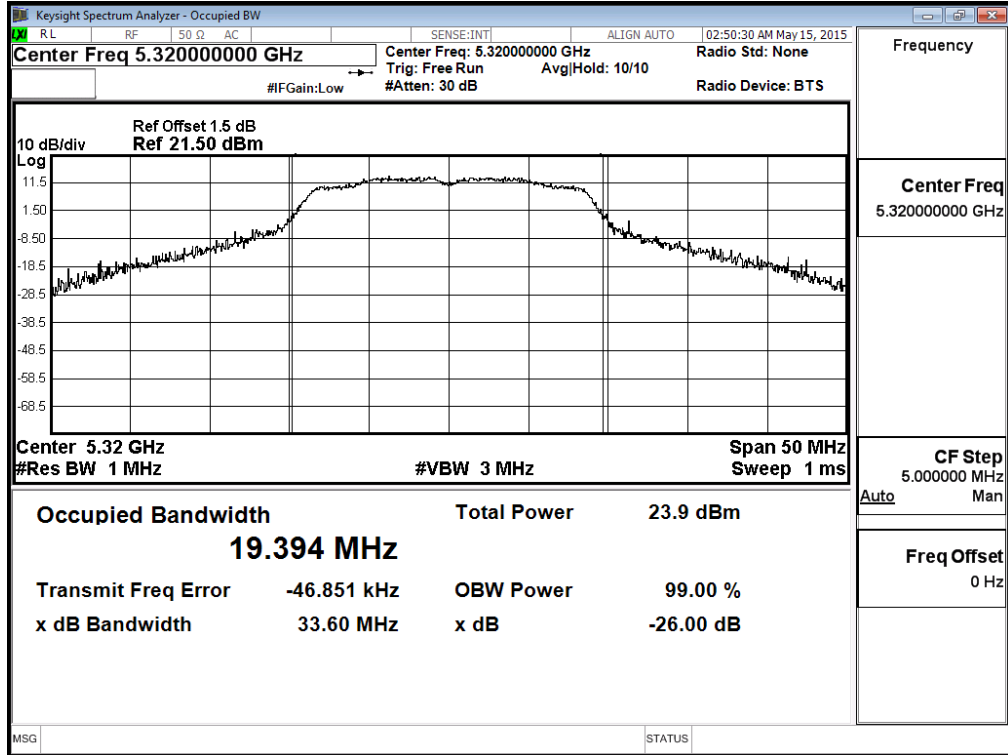
**99% Occupied Bandwidth:
Channel 52 -Chain A**



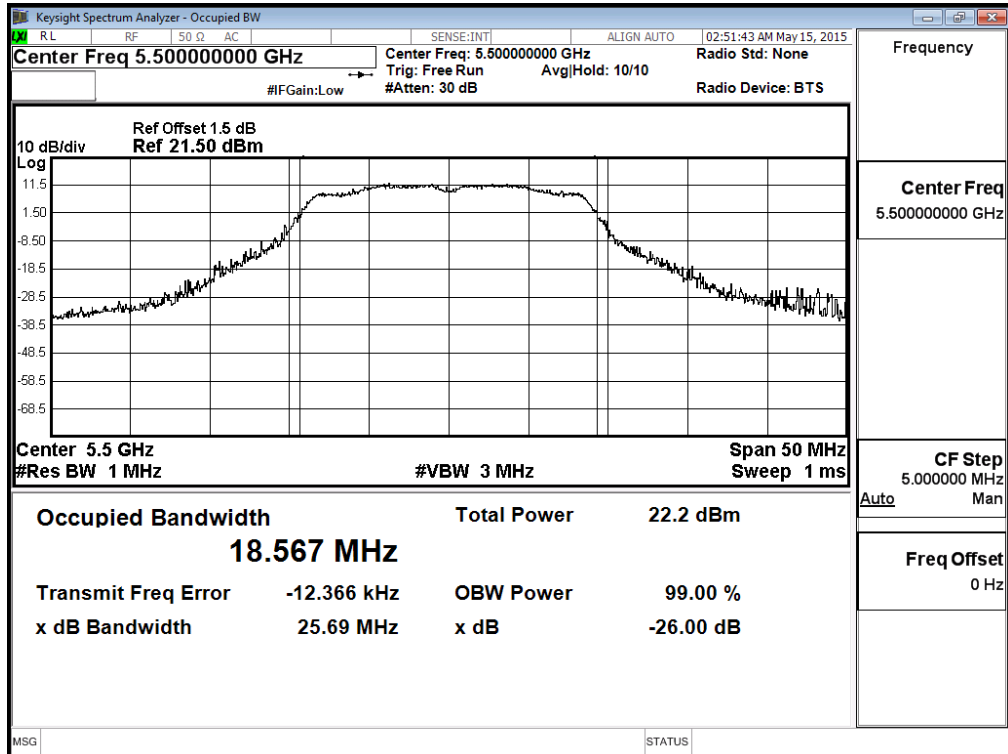
Channel 60 -Chain A



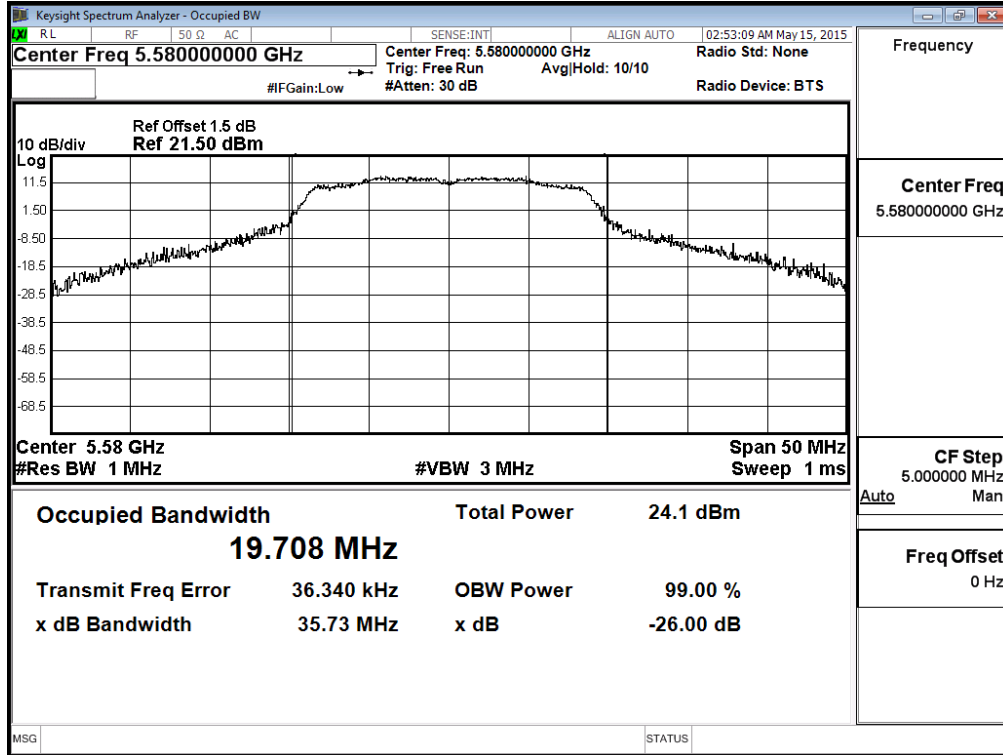
Channel 64 -Chain A



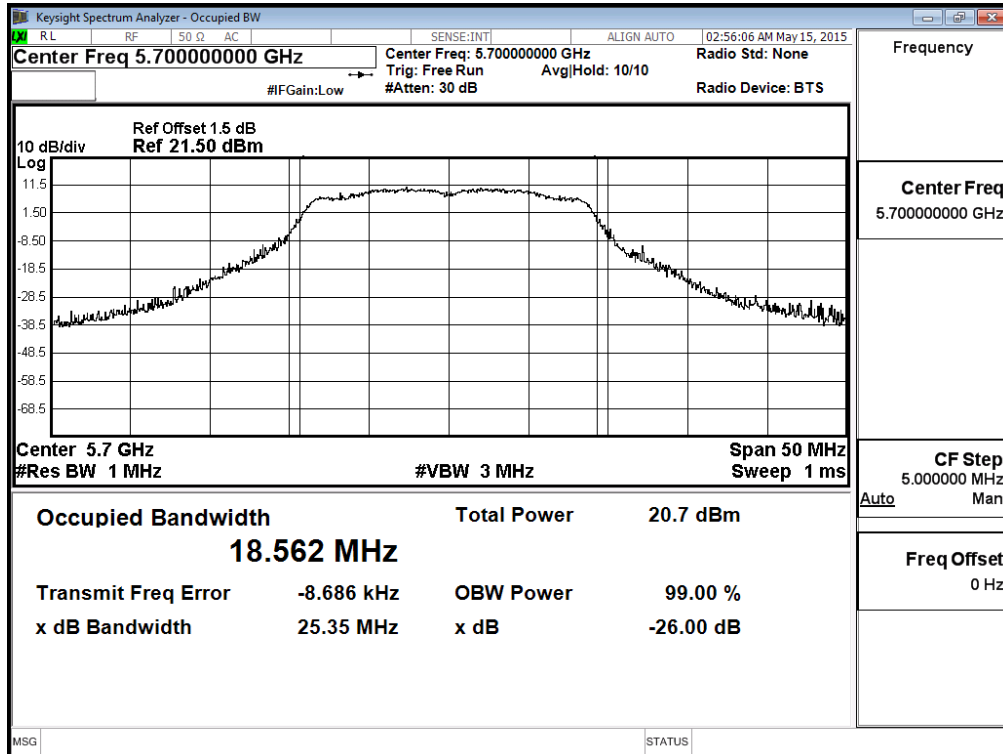
Channel 100 -Chain A



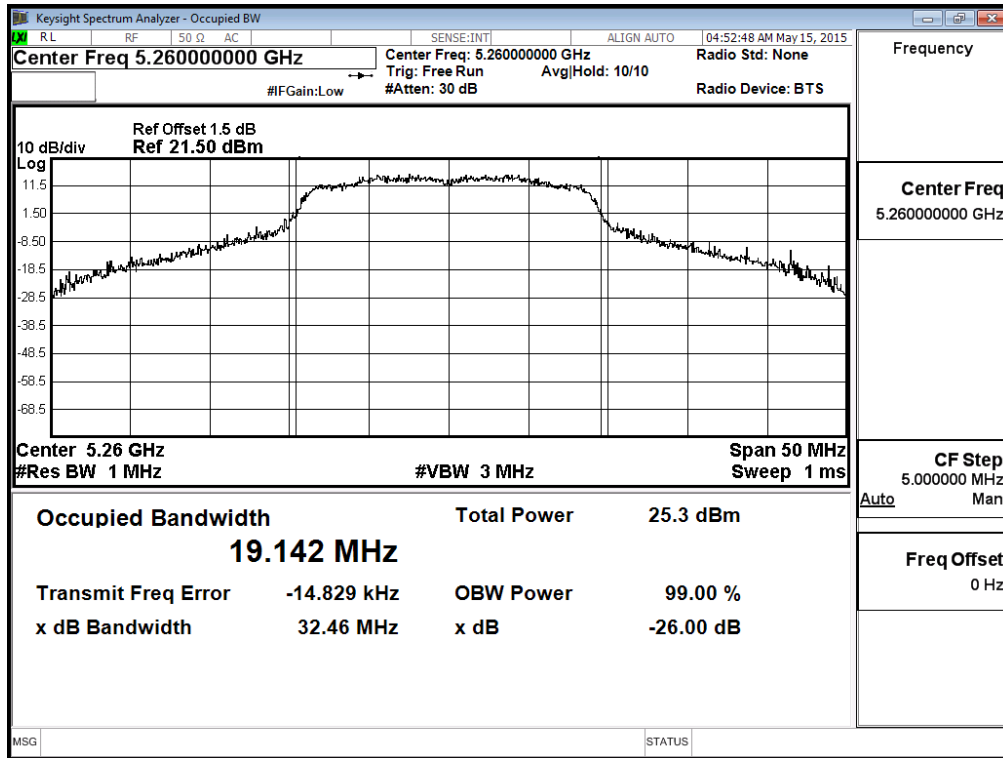
Channel 116 -Chain A



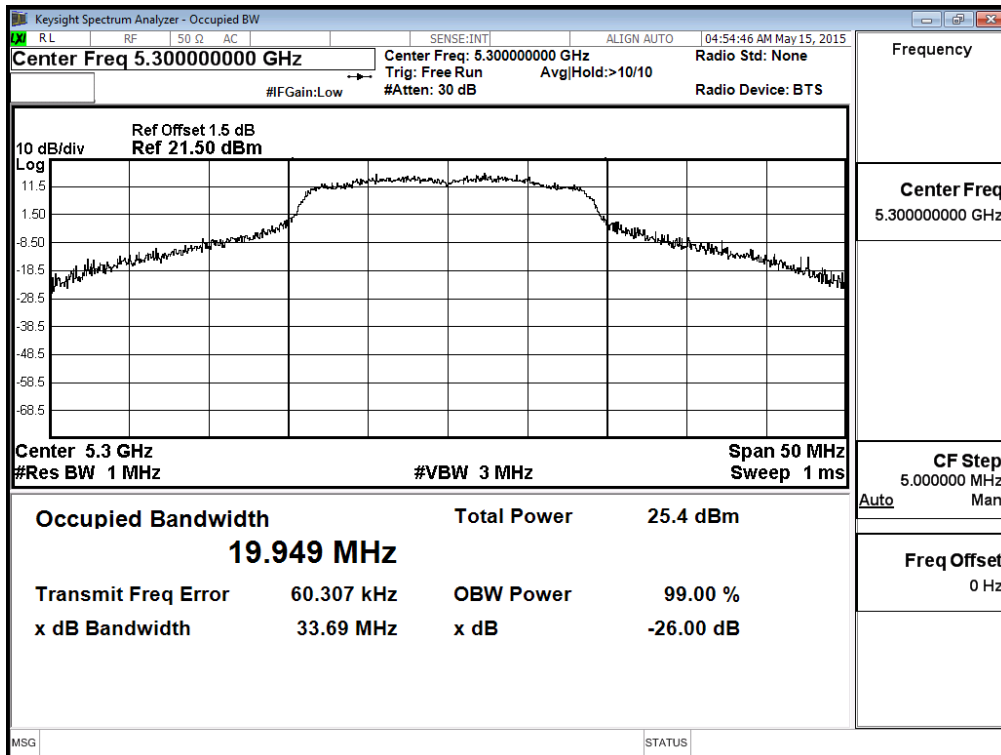
Channel 140 -Chain A



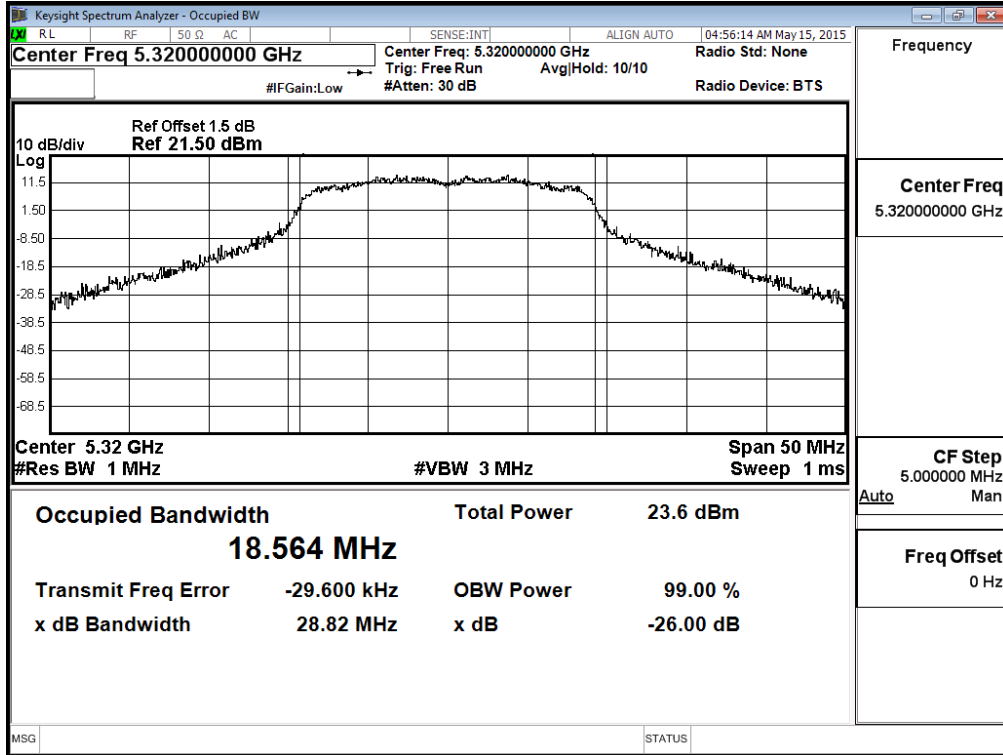
**99% Occupied Bandwidth:
Channel 52 -Chain B**



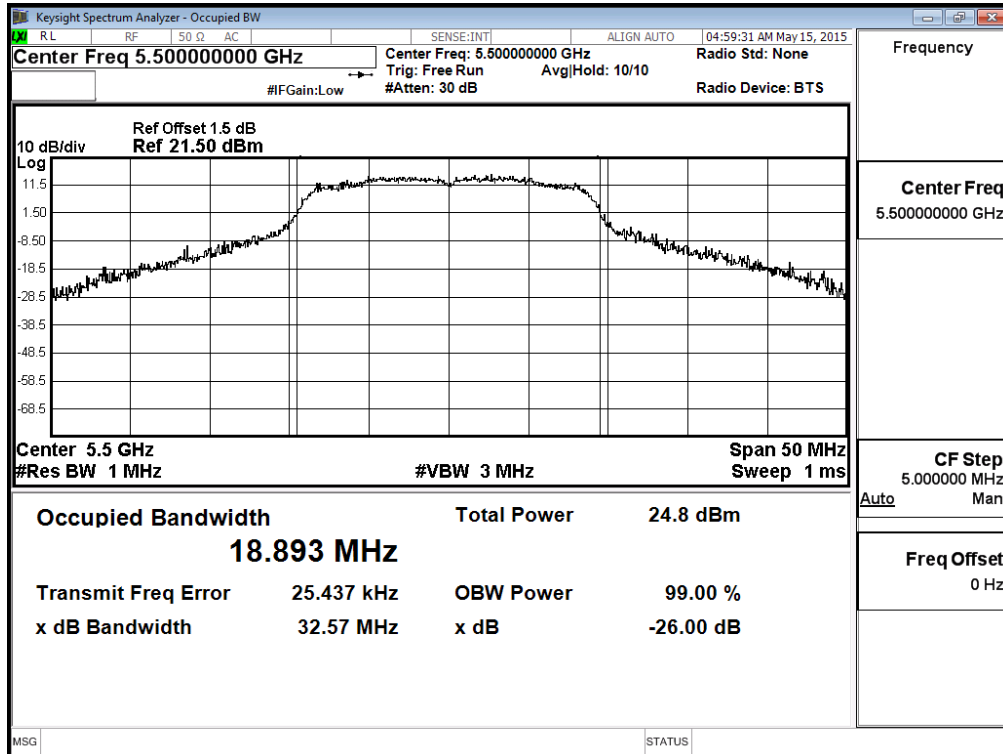
Channel 60 -Chain B



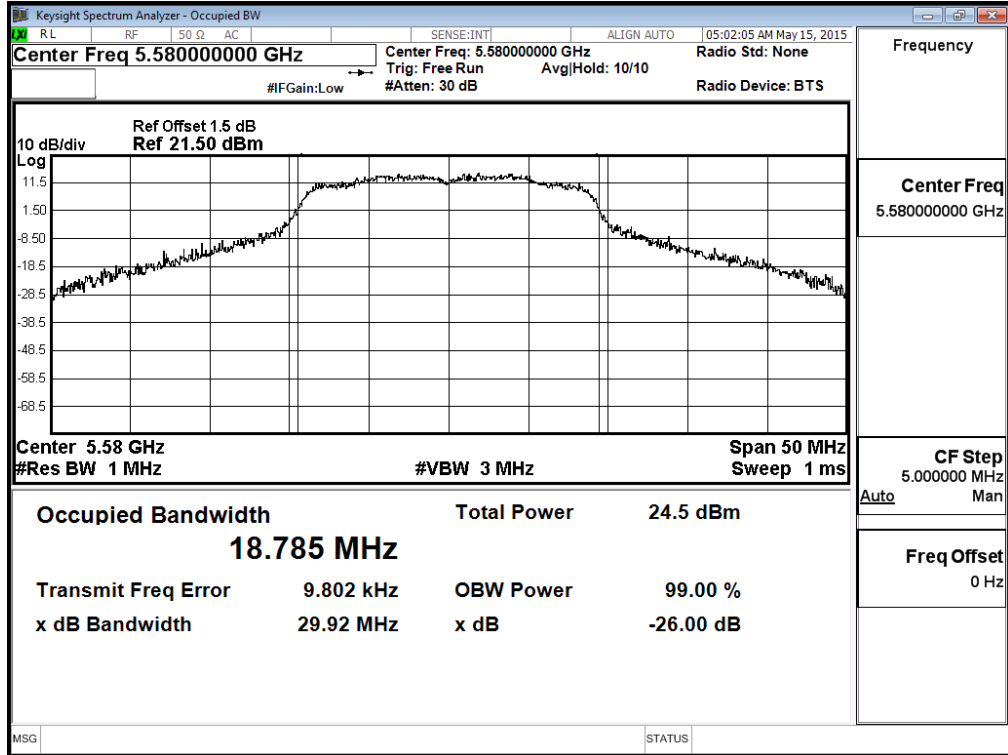
Channel 64 -Chain B



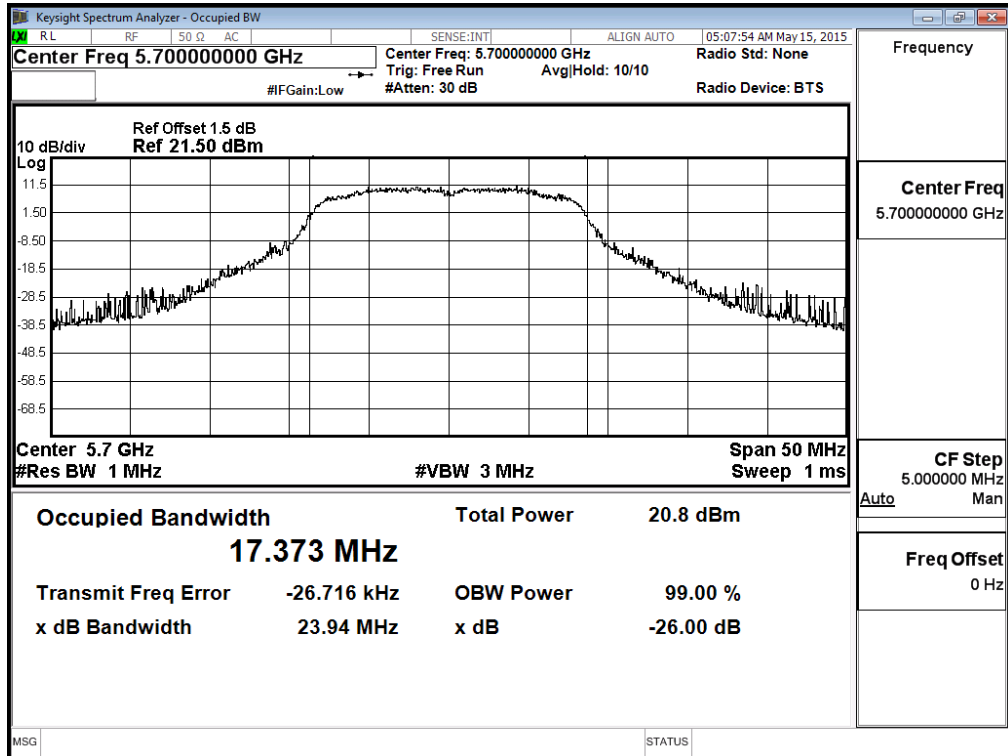
Channel 100 -Chain B



Channel 116 -Chain B



Channel 140 -Chain B



Product : Intel® Dual Band Wireless-AC 8260
 Test Item : Maximum conducted output power
 Test Site : No.3 OATS
 Test Mode : Mode 3 MIMO: Transmit (802.11n-40BW 30Mbps)

CHAIN A

Cable loss=1dB		Maximum conducted output power								
Channel No.	Frequency (MHz)	Data Rate (Mbps)								Required Limit
		HT8	HT9	HT10	HT11	HT12	HT13	HT14	HT15	
		Measurement Level (dBm)								
38	5190	15.76	--	--	--	--	--	--	--	<30dBm
46	5230	18.14	18.03	17.94	17.86	17.74	17.66	17.53	17.49	<30dBm
54	5270	18.24	--	--	--	--	--	--	--	<24dBm
62	5310	14.81	14.74	14.67	14.52	14.44	14.38	14.21	14.19	<24dBm
102	5510	16.14	--	--	--	--	--	--	--	<24dBm
110	5550	18.55	18.43	18.39	18.24	18.17	18.05	17.97	17.83	<24dBm
134	5670	18.5	--	--	--	--	--	--	--	<24dBm

Note: Maximum conducted output power Value =Reading value on average power meter + cable loss

CHAIN B

Cable loss=1dB		Maximum conducted output power								
Channel No.	Frequency (MHz)	Data Rate (Mbps)								Required Limit
		HT8	HT9	HT10	HT11	HT12	HT13	HT14	HT15	
		Measurement Level (dBm)								
38	5190	15.75	--	--	--	--	--	--	--	<30dBm
46	5230	17.83	17.76	17.61	17.58	17.47	17.32	17.29	17.14	<30dBm
54	5270	17.7	--	--	--	--	--	--	--	<24dBm
62	5310	14.62	14.53	14.47	14.36	14.29	14.17	14.05	13.93	<24dBm
102	5510	16.08	--	--	--	--	--	--	--	<24dBm
110	5550	18.08	17.93	17.87	17.76	17.63	17.54	17.48	17.31	<24dBm
134	5670	17.72	--	--	--	--	--	--	--	<24dBm

Note: Maximum conducted output power Value =Reading value on average power meter + cable loss

Maximum conducted output power Measurement:
(CHAIN A+ B)

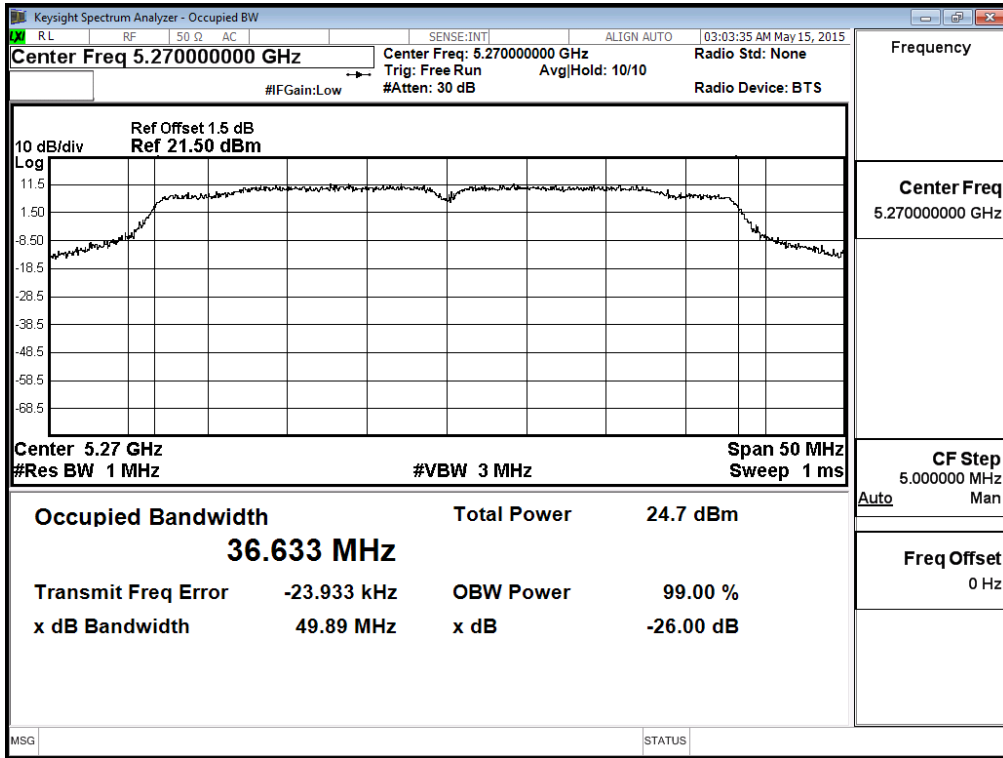
Channel Number	Frequency (MHz)	99% Bandwidth (MHz)	Chain A Power (dBm)	Chain B Power (dBm)	Duty Factor (dB)	Total Output Power (dBm)	Output Power Limit	
							(dBm)	dBm+10log(BW)
38	5190	--	15.76	15.75	0.150	18.915	24	--
46	5230	--	18.14	17.83	0.150	21.148	24	--
54	5270	36.544	18.24	17.70	0.150	21.139	24	26.63
62	5310	36.356	14.81	14.62	0.150	17.876	24	26.61
102	5510	36.412	16.14	16.08	0.150	19.270	24	26.61
110	5550	36.495	18.55	18.08	0.150	21.482	24	26.62
134	5670	36.427	18.50	17.72	0.150	21.288	24	26.61

Note:

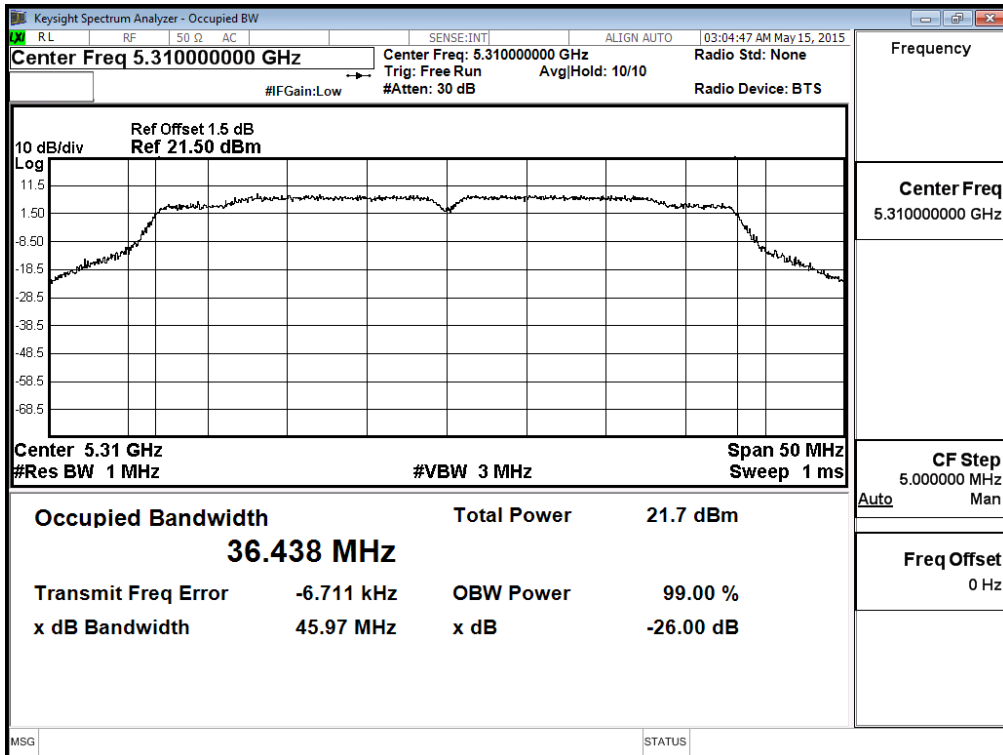
1. Total Output Power (dBm) = 10LOG (Chain A Power (mW) + Chain B Power (mW)) + Duty Factor.
2. 26 dB Bandwidth is the bandwidth of chain A or chain B whichever is less bandwidth, output power limitation is more stringent.

99% Occupied Bandwidth:

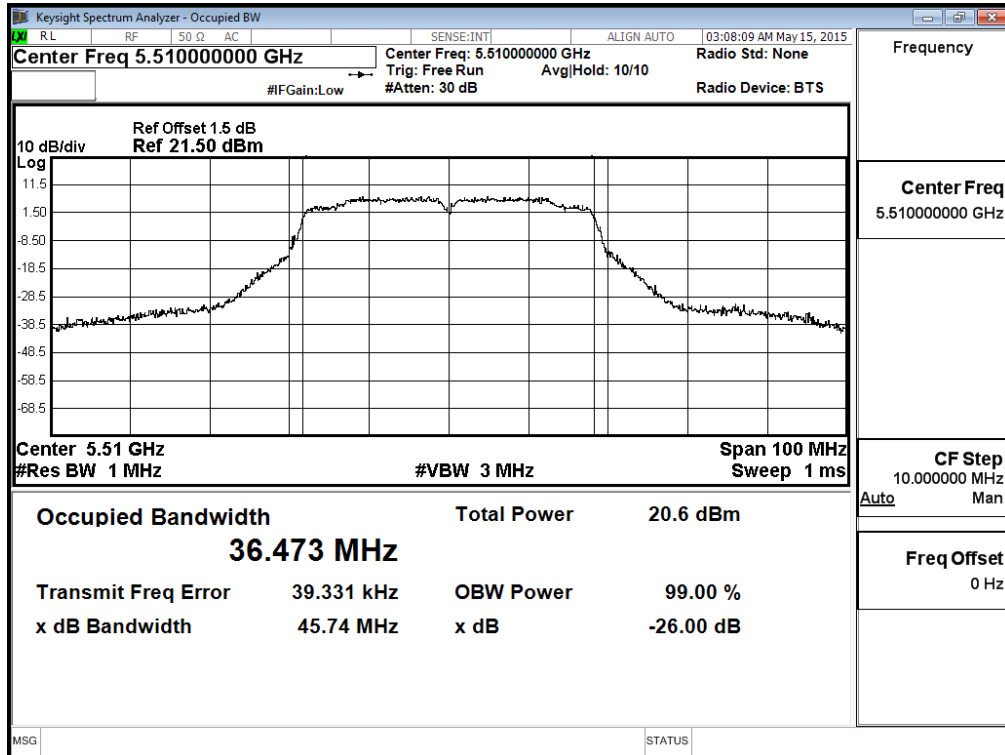
Channel 54 – Chain A



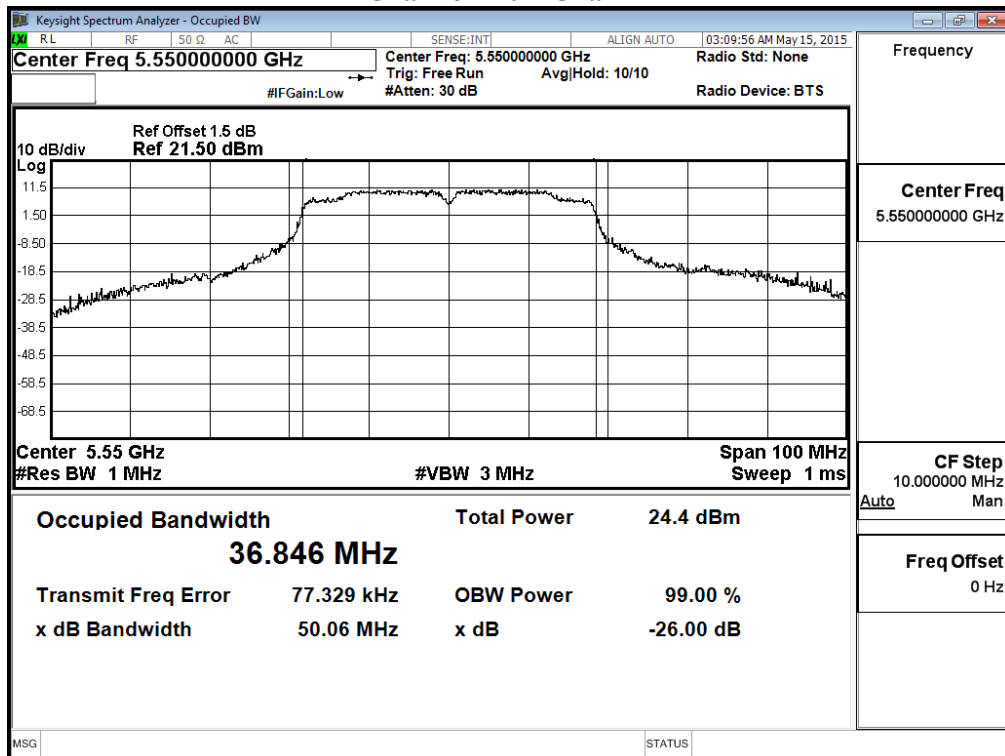
Channel 62 – Chain A



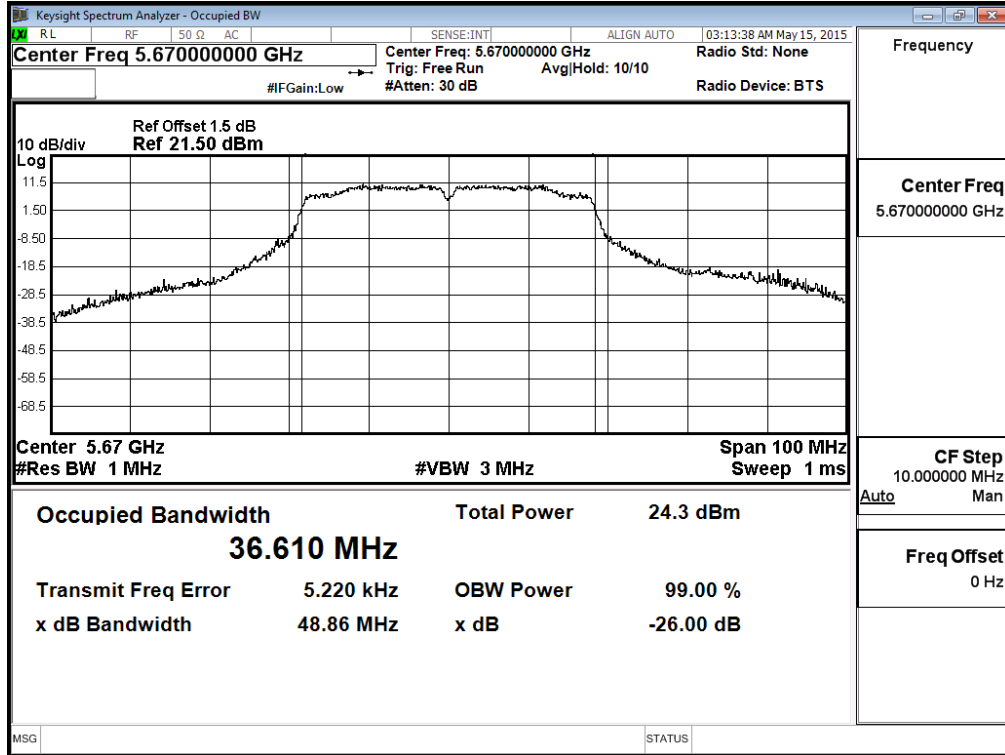
Channel 102 – Chain A



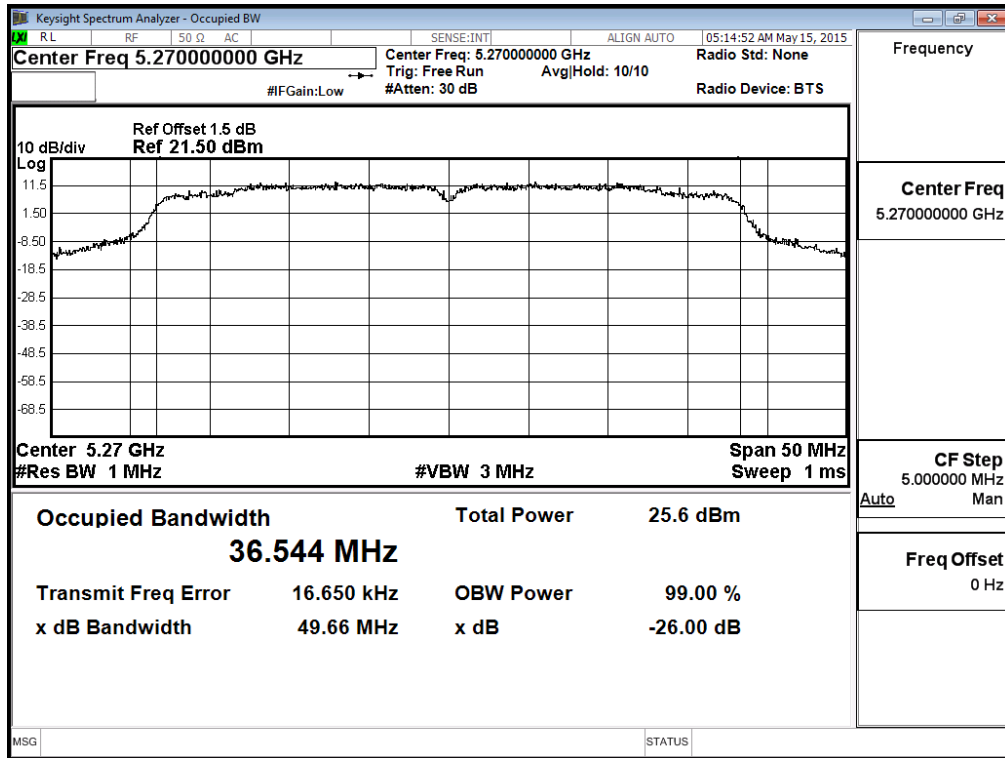
Channel 110 – Chain A



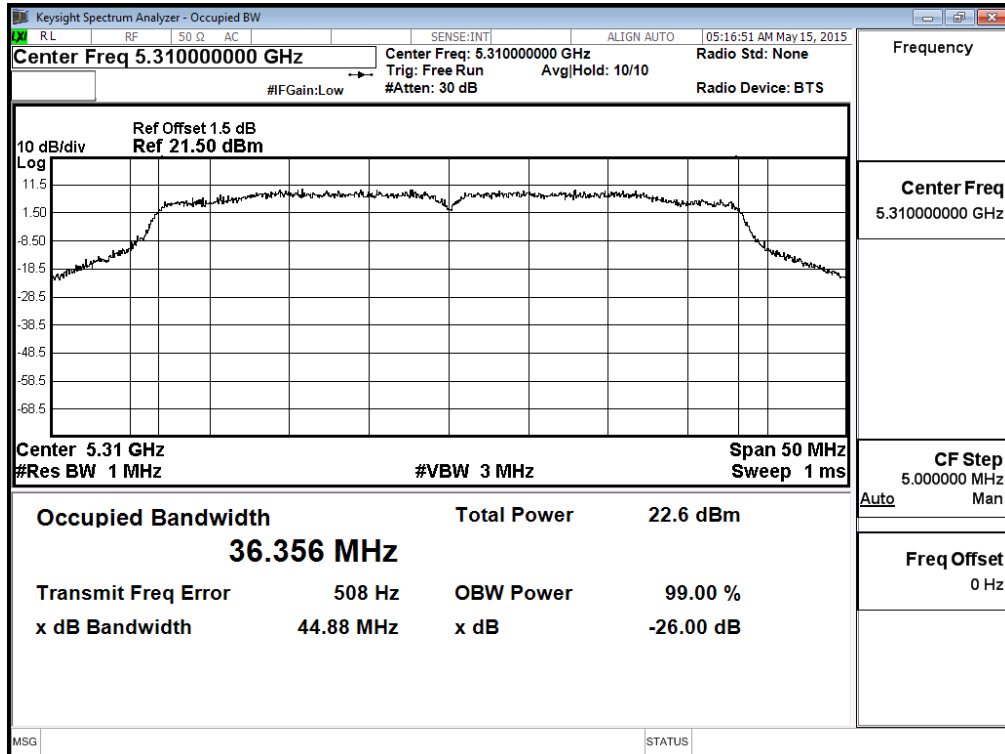
Channel 134 – Chain A



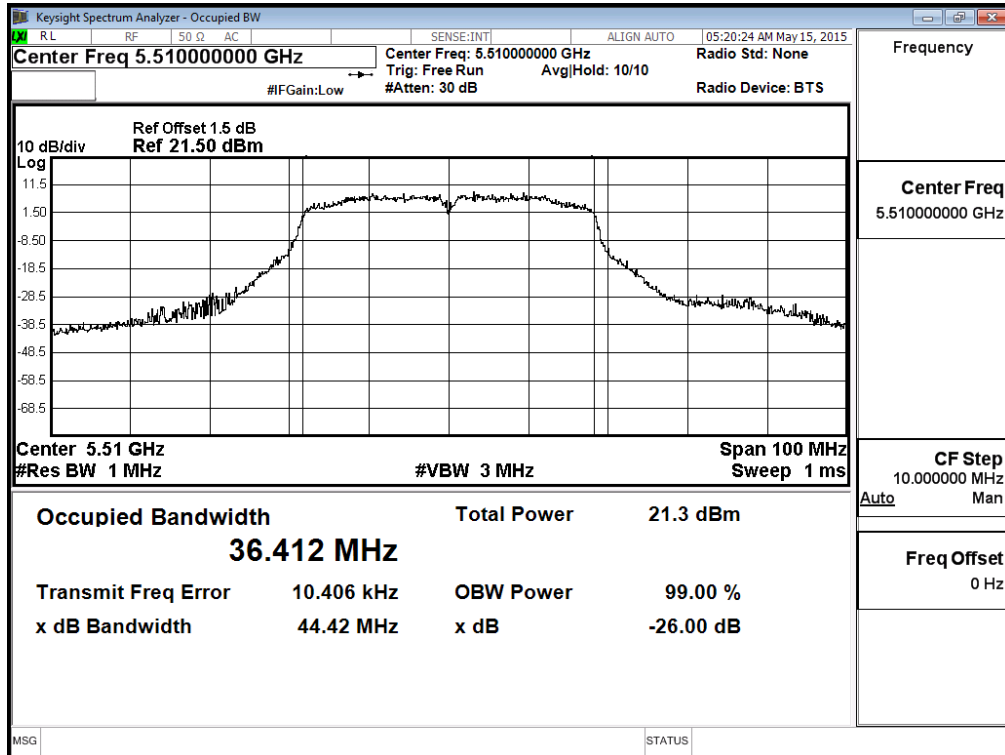
**99% Occupied Bandwidth:
Channel 54 – Chain B**



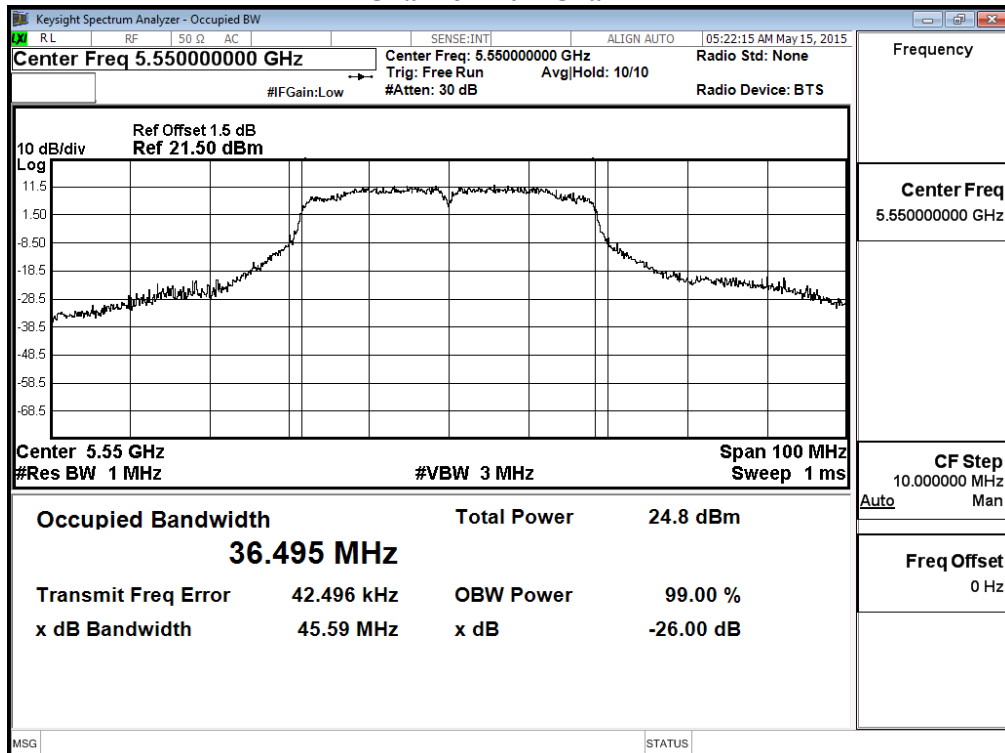
Channel 62 – Chain B



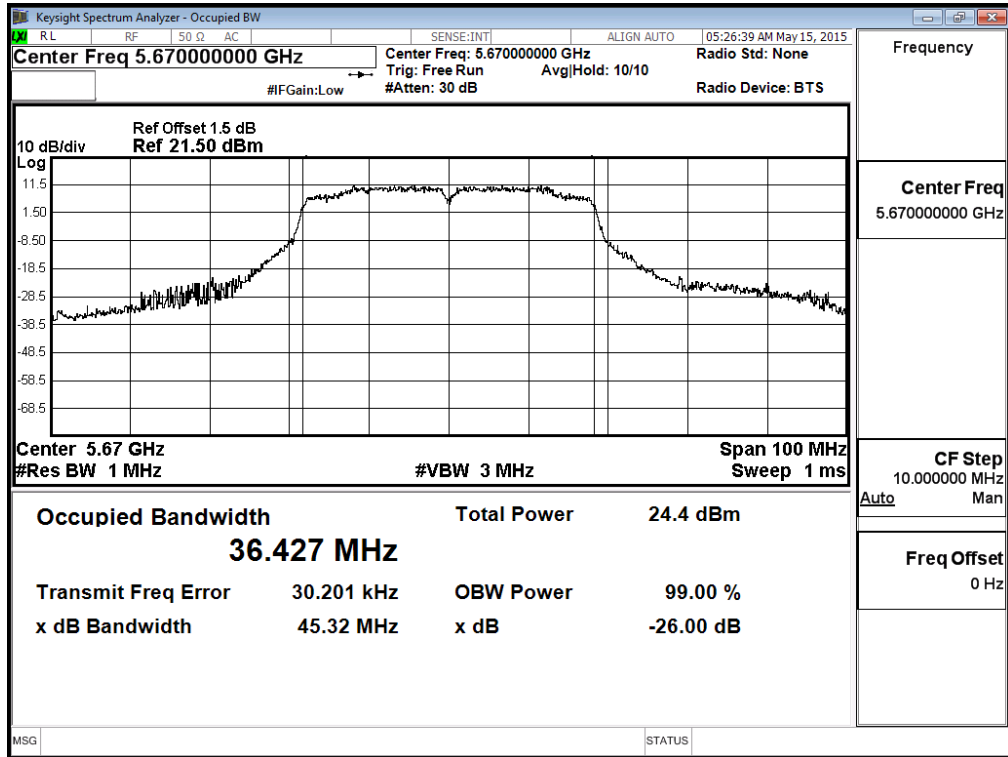
Channel 102 – Chain B



Channel 110 – Chain B



Channel 134 – Chain B



Product : Intel® Dual Band Wireless-AC 8260
 Test Item : Maximum conducted output power
 Test Site : No.3 OATS
 Test Mode : Mode 3 MIMO: Transmit (802.11ac-20BW-7.2Mbps)

Chain A

Cable loss=1dB		Maximum conducted output power									
Channel No.	Frequency (MHz)	Data Rate (Mbps)									Required Limit
		HT8	HT9	HT10	HT11	HT12	HT13	HT14	HT15	HT8	
		Measurement Level (dBm)									
144 (Band3)	5720	18.19	18.05	17.96	17.84	17.63	17.59	17.41	17.36	17.22	<24dBm
144 (Band4)	5720	10.58	10.47	10.36	10.22	10.18	10.91	10.76	10.68	10.52	<30dBm

Note: Maximum conducted output power Value =Reading value on average power meter + cable loss

Chain B

Cable loss=1dB		Maximum conducted output power									
Channel No.	Frequency (MHz)	Data Rate (Mbps)									Required Limit
		HT8	HT9	HT10	HT11	HT12	HT13	HT14	HT15	HT8	
		Measurement Level (dBm)									
144 (Band3)	5720	17.69	17.55	17.41	17.37	17.2	17.15	17.02	16.92	16.86	<24dBm
144 (Band4)	5720	10.25	10.19	10.05	9.92	9.76	9.64	9.52	9.47	9.36	<30dBm

Note: Maximum conducted output power Value =Reading value on average power meter + cable loss

Maximum conducted output power Measurement:

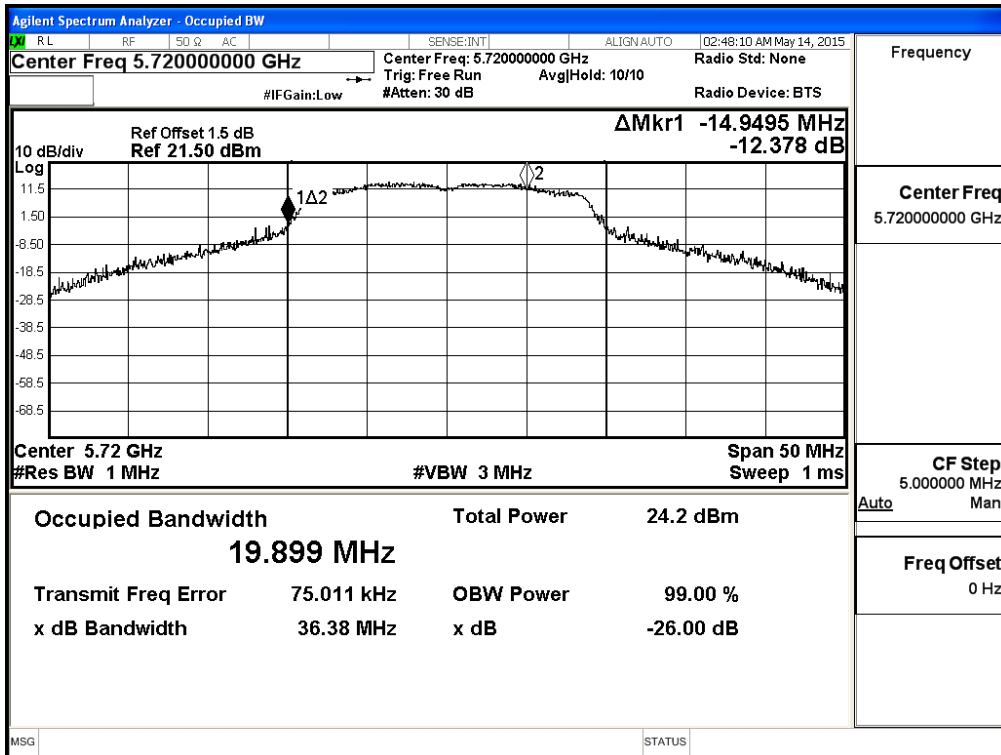
(CHAIN A+ B)

Channel Number	Frequency (MHz)	99% Bandwidth (MHz)	Chain A Power (dBm)	Chain B Power (dBm)	Duty Factor (dB)	Total Output Power (dBm)	Output Power Limit	
							(dBm)	dBm+10log(BW)
144(Band3)	5720	14.530	18.19	17.69	0.110	21.067	24	22.62
144(Band4)	5720	4.530	10.58	10.25	0.110	13.538	30	17.56

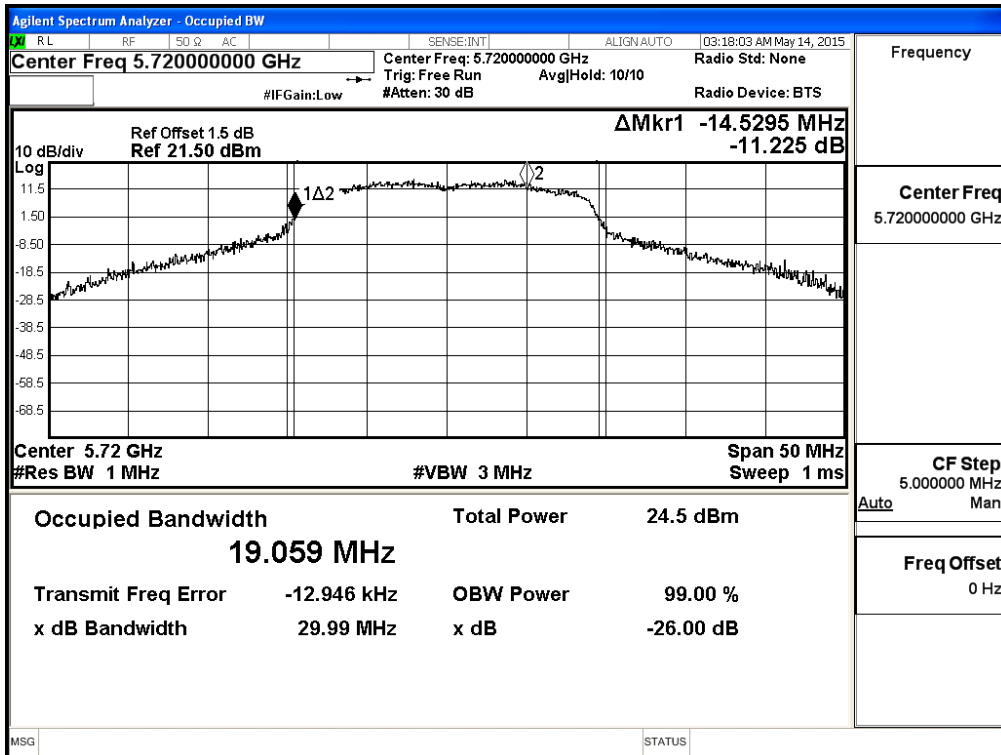
Note:

1. Total Output Power (dBm) = 10LOG (Chain A Power (mW) + Chain B Power (mW)) + Duty Factor.
2. 26 dB Bandwidth is the bandwidth of chain A or chain B whichever is less bandwidth, output power limitation is more stringent.

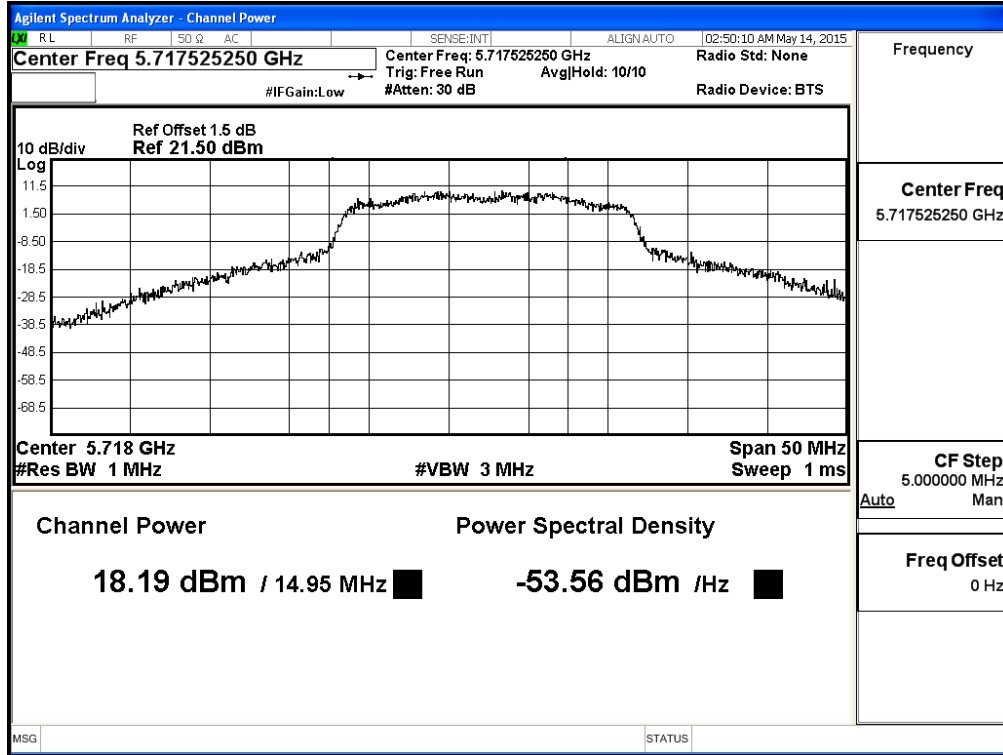
**99% Occupied Bandwidth:
Channel 144 – Chain A**



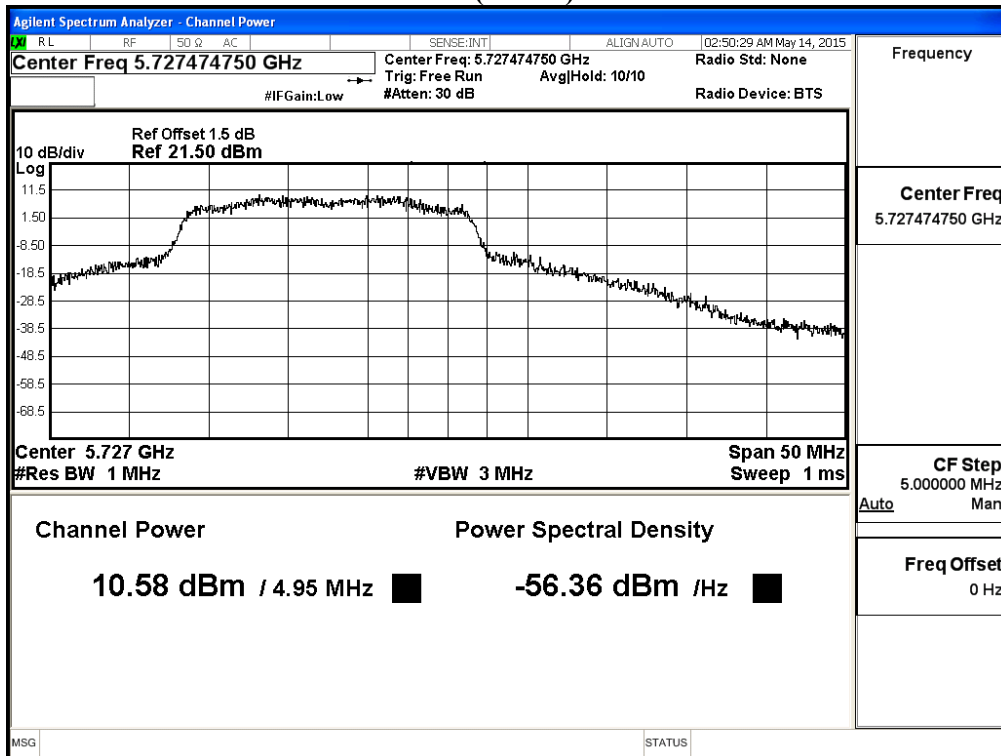
**99% Occupied Bandwidth:
Channel 144 – Chain B**



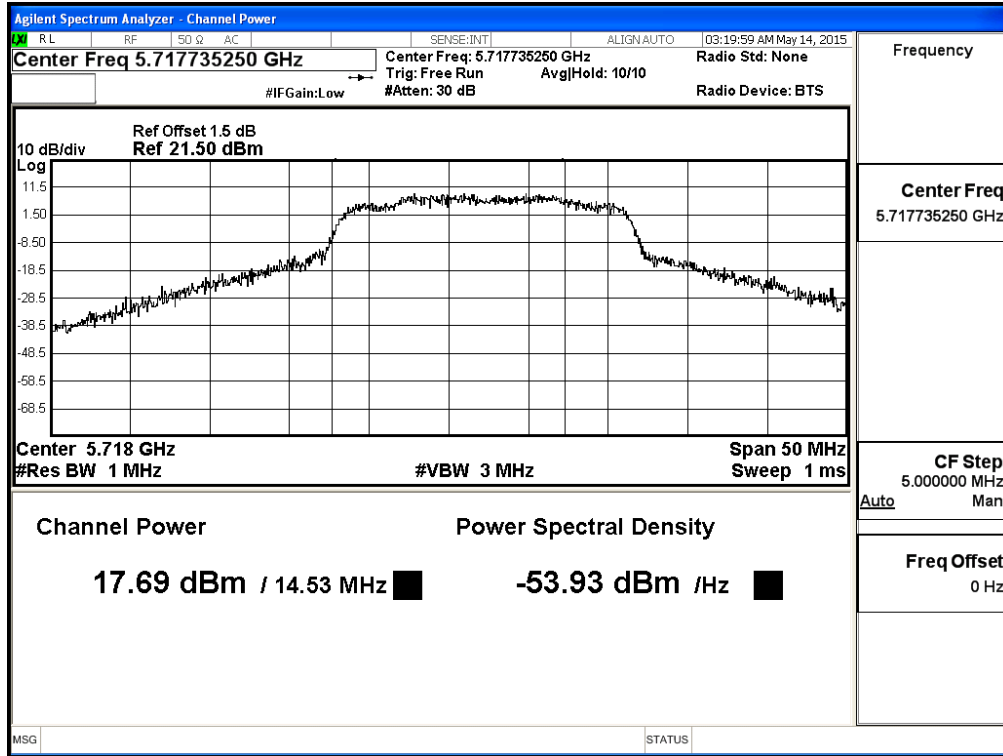
**Maximum conducted output power:
Channel 144 (Band3) – Chain A**



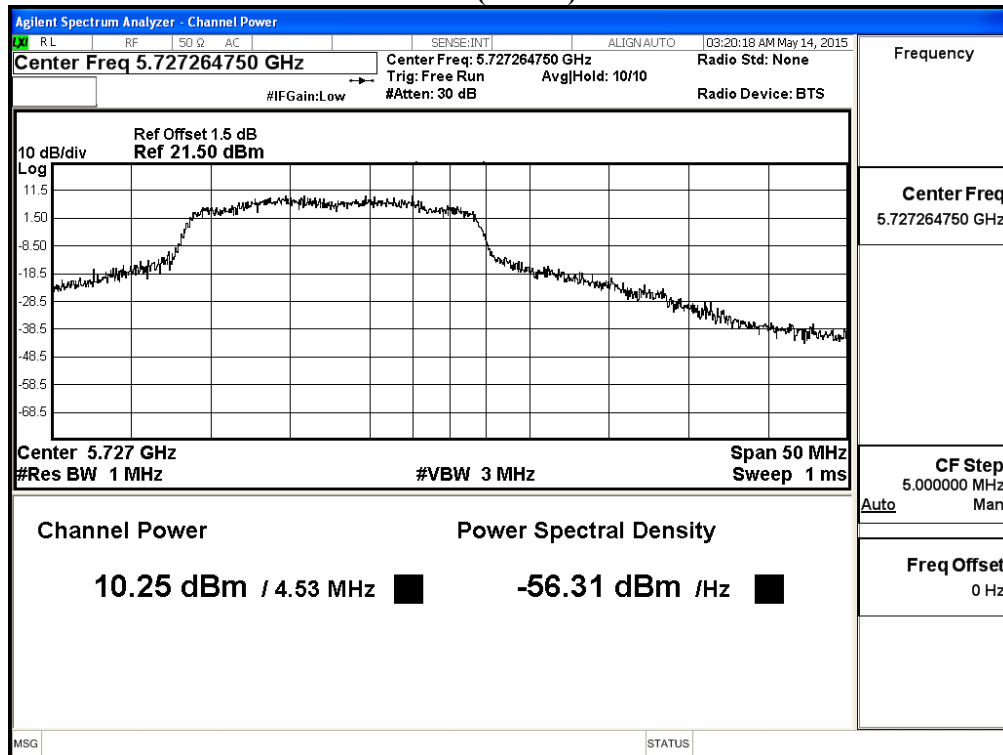
Channel 144 (Band4) – Chain A



**Maximum conducted output power:
Channel 144 (Band3) – Chain B**



Channel 144 (Band4) – Chain B



Product : Intel® Dual Band Wireless-AC 8260
 Test Item : Maximum conducted output power
 Test Site : No.3 OATS
 Test Mode : Mode 3 MIMO: Transmit (802.11ac-40BW-15Mbps)

Chain A

Cable loss=1dB		Maximum conducted output power										
Channel No	Frequency (MHz)	Data Rate (Mbps)										Required Limit
		VTH0	VTH1	VTH2	VTH3	VTH4	VTH5	VTH6	VTH7	VTH8	VTH9	
142F(Band3)	5710	18.38	18.22	18.17	18.06	17.96	17.75	17.62	17.57	17.44	17.36	<24dBm
142F(Band4)	5710	5.76	5.62	5.51	5.47	5.32	5.21	5.19	5.08	4.91	4.82	<30dBm

Note: Maximum conducted output power Value =Reading value on average power meter + cable loss

Chain B

Cable loss=1dB		Maximum conducted output power										
Channel No	Frequency (MHz)	Data Rate (Mbps)										Required Limit
		VTH0	VTH1	VTH2	VTH3	VTH4	VTH5	VTH6	VTH7	VTH8	VTH9	
142F(Band3)	5710	17.77	17.64	17.53	17.36	17.28	17.18	17.04	16.95	16.75	16.6	<24dBm
142F(Band4)	5710	5.06	4.92	4.87	4.65	4.57	4.41	4.38	4.29	4.11	4.03	<30dBm

Note: Maximum conducted output power Value =Reading value on average power meter + cable loss

Maximum conducted output power Measurement:

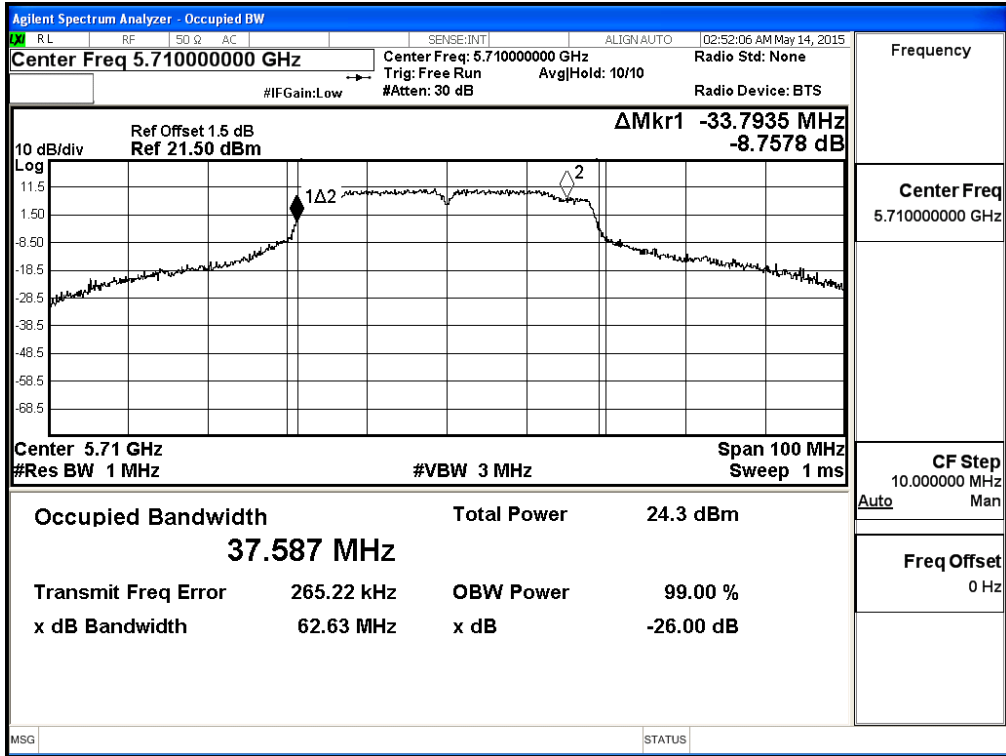
(CHAIN A+ B)

Channel Number	Frequency (MHz)	99% Bandwidth (MHz)	Chain A Power (dBm)	Chain B Power (dBm)	Duty Factor (dB)	Total Output Power (dBm)	Output Power Limit	
							(dBm)	dBm+10log(BW)
142F(Band3)	5710	33.256	18.38	17.77	0.315	21.411	24	26.22
142F(Band4)	5710	3.256	5.76	5.06	0.315	8.749	30	16.13

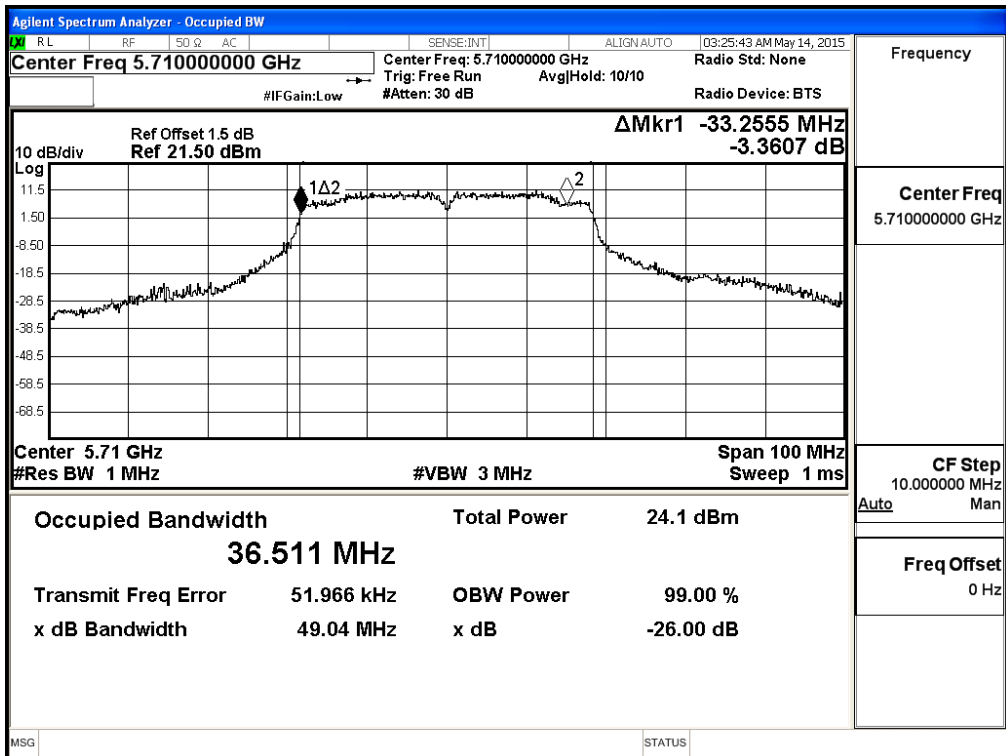
Note:

1. Total Output Power (dBm) = 10LOG (Chain A Power (mW) + Chain B Power (mW)) + Duty Factor.
2. 26 dB Bandwidth is the bandwidth of chain A or chain B whichever is less bandwidth, output power limitation is more stringent.

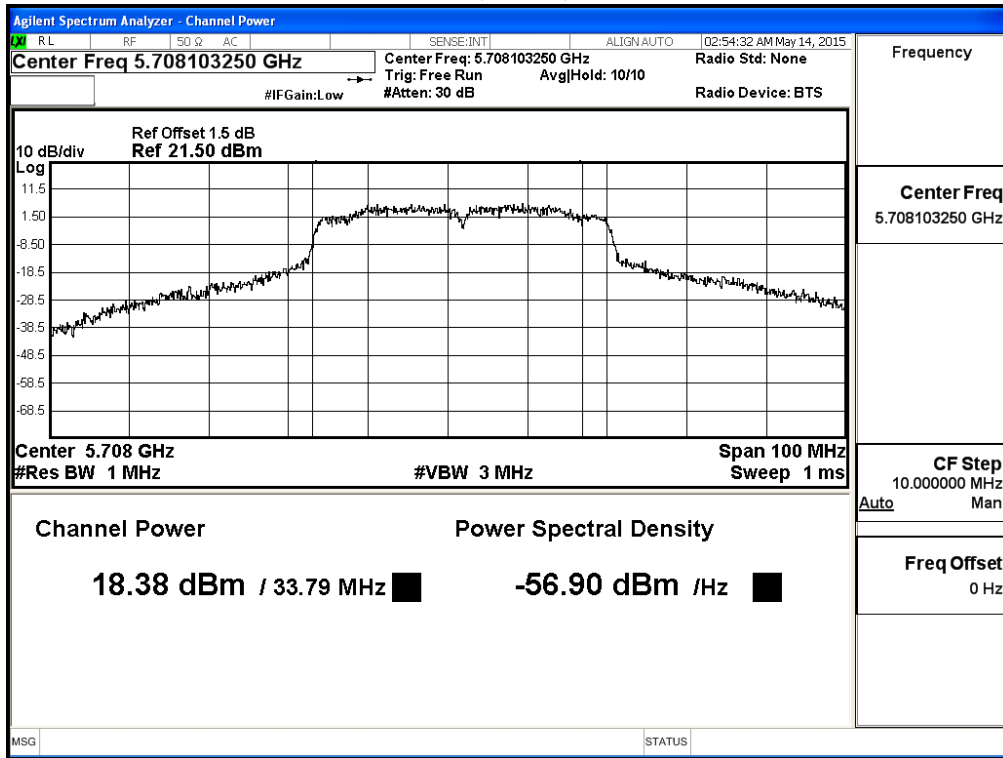
**99% Occupied Bandwidth:
Channel 142 – Chain A**



**99% Occupied Bandwidth:
Channel 142 – Chain B**



**Maximum conducted output power:
Channel 142 (Band3) – Chain A**



Channel 142 (Band4) – Chain A

