

# FCC Test Report

Product Name	Intel® Dual Band Wireless-AC 8260
Model No	8260NGW
FCC ID	PD98260NG, PD98260NGU

\*FCC ID: PD98260NG (for OEM factory install)

\*FCC ID: PD98260NGU (for User Installation w/bios lock feature.)

Applicant	Intel Mobile Communications
Address	100 Center Point Circle, Suite 200 Columbia, South Carolina 29210 USA

Date of Receipt	Mar. 30, 2015
Issued Date	May 18, 2015
Report No.	1540055R-RFUSP05V00
Report Version	V1.0



The test results relate only to the samples tested.

The test results shown in the test report are traceable to the national/international standard through the calibration report of the equipment and evaluated measurement uncertainty herein.

This report must not be used to claim product endorsement by TAF or any agency of the government.

The test report shall not be reproduced without the written approval of QuieTek Corporation.

# Test Report

Issued Date: May 18, 2015


Report No.: 1540055R-RFUSP05V00



Product Name	Intel® Dual Band Wireless-AC 8260
Applicant	Intel Mobile Communications
Address	100 Center Point Circle, Suite 200 Columbia, South Carolina 29210 USA
Manufacturer	Intel Mobile Communications
Model No.	8260NGW
FCC ID.	PD98260NG, PD98260NGU
EUT Rated Voltage	DC 3.3V (via Mini-PCI Express slot)
EUT Test Voltage	AC 120V/60Hz
Trade Name	Intel
Applicable Standard	FCC CFR Title 47 Part 15 Subpart E: 2014 ANSI C63.4: 2009, ANSI C63.10: 2009 789033 D02 General UNII Test Procedures New Rules v01
Test Result	Complied

Documented By : Jinn Chen  
( Senior Adm. Specialist / Jinn Chen )

Tested By : Alan Chen  
( Engineer / Alan Chen )

Approved By :   
( Director / Vincent Lin )

## TABLE OF CONTENTS

Description	Page
<b>1. GENERAL INFORMATION .....</b>	<b>5</b>
1.1. EUT Description.....	5
1.2. Operational Description .....	8
1.3. Tested System Details.....	9
1.4. Configuration of tested System .....	9
1.5. EUT Exercise Software .....	9
1.6. Test Facility .....	10
<b>2. Conducted Emission.....</b>	<b>11</b>
2.1. Test Equipment.....	11
2.2. Test Setup .....	11
2.3. Limits .....	12
2.4. Test Procedure .....	12
2.5. Uncertainty .....	12
2.6. Test Result of Conducted Emission.....	13
<b>3. Maximun conducted output power .....</b>	<b>37</b>
3.1. Test Equipment.....	37
3.2. Test Setup .....	37
3.3. Limits .....	38
3.4. Test Procedure .....	39
3.5. Uncertainty .....	39
3.6. Test Result of Maximum conducted output power.....	40
<b>4. Peak Power Spectral Density.....</b>	<b>162</b>
4.1. Test Equipment.....	162
4.2. Test Setup .....	162
4.3. Limits .....	162
4.4. Test Procedure .....	163
4.5. Uncertainty .....	163
4.6. Test Result of Peak Power Spectral Density .....	164
<b>5. Radiated Emission .....</b>	<b>278</b>
5.1. Test Equipment.....	278
5.2. Test Setup .....	279
5.3. Limits .....	280
5.4. Test Procedure .....	281
5.5. Uncertainty .....	281
5.6. Test Result of Radiated Emission.....	282
<b>6. Band Edge .....</b>	<b>442</b>
6.1. Test Equipment.....	442
6.2. Test Setup .....	443
6.3. Limits .....	444
6.4. Test Procedure .....	444
6.5. Uncertainty .....	445
6.6. Test Result of Band Edge .....	446
<b>7. Frequency Stability.....</b>	<b>562</b>

---

7.1.	Test Equipment.....	562
7.2.	Test Setup .....	562
7.3.	Limits .....	562
7.4.	Test Procedure .....	562
7.5.	Uncertainty .....	562
7.6.	Test Result of Frequency Stability.....	563
<b>8.</b>	<b>EMI Reduction Method During Compliance Testing .....</b>	<b>569</b>

Attachment 1: EUT Test Photographs

Attachment 2: EUT Detailed Photographs

## 1. GENERAL INFORMATION

### 1.1. EUT Description

Product Name	Intel® Dual Band Wireless-AC 8260
Trade Name	Intel
FCC ID.	PD98260NG, PD98260NGU
Model No.	8260NGW
Frequency Range	802.11a/n-20MHz: 5180-5320MHz, 5500-5700MHz 802.11n-40MHz: 5190-5310, 5510-5670MHz 802.11ac-20MHz: 5720, 802.11ac-40MHz: 5710 802.11ac-80MHz: 5210-5290MHz, 5530-5690MHz
Number of Channels	802.11a/n-20MHz: 19; 802.11n-40MHz: 9 802.11ac-20MHz: 1, 802.11ac-40MHz: 1, 802.11ac-80MHz: 5
Data Rate	802.11a: 6 - 54Mbps 802.11n: up to 300Mbps 802.11ac-80MHz: up to 866.7MHz
Channel Control	Auto
Type of Modulation	802.11a/n:OFDM, BPSK, QPSK, 16QAM, 64QAM, 256QAM
Antenna type	PIFA Antenna
Antenna Gain	Refer to the table “Antenna List”

#### Antenna List

No.	Manufacturer	Part No.	Antenna Type	Peak Gain
1	SkyCross	N/A (Main) N/A (Aux )	PIFA	3.64 dBi for 5.15~5.25GHz 3.73 dBi for 5.25~5.35GHz 4.77 dBi for 5.47~5.725GHz 4.97 dBi for 5.725~5.850GHz

Note: The antenna of EUT is conform to FCC 15.203

802.11a/n-20MHz Center Working Frequency of Each Channel:

Channel	Frequency	Channel	Frequency	Channel	Frequency	Channel	Frequency
Channel 36:	5180 MHz	Channel 40:	5200 MHz	Channel 44:	5220 MHz	Channel 48:	5240 MHz
Channel 52:	5260 MHz	Channel 56:	5280 MHz	Channel 60:	5300 MHz	Channel 64:	5320 MHz
Channel 100:	5500 MHz	Channel 104:	5520 MHz	Channel 108:	5540 MHz	Channel 112:	5560 MHz
Channel 116:	5580 MHz	Channel 120:	5600 MHz	Channel 124:	5620 MHz	Channel 128:	5640 MHz
Channel 132:	5660 MHz	Channel 136:	5680 MHz	Channel 140:	5700 MHz		

802.11n-40MHz Center Working Frequency of Each Channel:

Channel	Frequency	Channel	Frequency	Channel	Frequency	Channel	Frequency
Channel 38:	5190 MHz	Channel 46:	5230 MHz	Channel 54:	5270 MHz	Channel 62:	5310 MHz
Channel 102:	5510 MHz	Channel 110:	5550 MHz	Channel 118:	5590 MHz	Channel 126:	5630 MHz
Channel 134:	5670 MHz						

802.11ac-20MHz Center Working Frequency of Each Channel:

Channel	Frequency
Channel 144:	5720 MHz

802.11ac-40MHz Center Working Frequency of Each Channel:

Channel	Frequency
Channel 142:	5710 MHz

802.11ac-80MHz Center Working Frequency of Each Channel:

Channel	Frequency	Channel	Frequency	Channel	Frequency	Channel	Frequency
Channel 42:	5210 MHz	Channel 58:	5290 MHz	Channel 106:	5530 MHz	Channel 122:	5610 MHz
Channel 138:	5690 MHz						

**Duty Cycle**

If duty cycle is <98%, duty factor shall be considered.

Formula:

$$\text{Duty cycle} = \text{Ton} / (\text{Ton} + \text{Toff})$$

$$\text{Duty Factor} = 10 \text{ Log} (1/\text{Duty Cycle})$$

Results:

	Duty Cycle	Duty Factor (dB)		Duty Cycle	Duty Factor (dB)
802.11a	0.98	0.08	802.11ac-20	0.98	0.09
802.11n-20	0.98	0.09	802.11ac-40	0.97	0.15
802.11n-40	0.97	0.15	802.11ac-80	0.93	0.31

Note:

1. This device is an Intel® Dual Band Wireless-AC 8260 with a built-in 802.11a/b/g/n/ac WLAN transceiver.
2. Regarding to the operation frequency, the lowest, middle and highest frequency are selected to perform the test.
3. These tests were conducted on a sample of the equipment for the purpose of demonstrating compliance with Part 15 Subpart E for Unlicensed National Information Infrastructure devices.

Test Mode	Mode 1 SISO A: Transmit (802.11a-6Mbps) Mode 1 SISO A: Transmit (802.11n-20BW 7.2Mbps) Mode 1 SISO A: Transmit (802.11n-40BW 15Mbps) Mode 1 SISO A: Transmit (802.11ac-20BW-7.2Mbps) Mode 1 SISO A: Transmit (802.11ac-40BW-15Mbps) Mode 1 SISO A: Transmit (802.11ac-80BW-32.5Mbps) Mode 2 SISO B: Transmit (802.11a-6Mbps) Mode 2 SISO B: Transmit (802.11n-20BW 7.2Mbps) Mode 2 SISO B: Transmit (802.11n-40BW 15Mbps) Mode 2 SISO B: Transmit (802.11ac-20BW-7.2Mbps) Mode 2 SISO B: Transmit (802.11ac-40BW-15Mbps) Mode 2 SISO B: Transmit (802.11ac-80BW-32.5Mbps) Mode 3 MIMO: Transmit (802.11n-20BW 14.4Mbps) Mode 3 MIMO: Transmit (802.11n-40BW 30Mbps) Mode 3 MIMO: Transmit (802.11ac-20BW-14.4Mbps) Mode 3 MIMO: Transmit (802.11ac-40BW-30Mbps) Mode 3 MIMO: Transmit (802.11ac-80BW-65Mbps) Mode 4 Beamforming: Transmit (802.11n-20BW 14.4Mbps) Mode 4 Beamforming: Transmit (802.11n-40BW 30Mbps) Mode 4 Beamforming: Transmit (802.11ac-20BW-14.4Mbps) Mode 4 Beamforming: Transmit (802.11ac-40BW-30Mbps) Mode 4 Beamforming: Transmit (802.11ac-80BW-65Mbps)
-----------	---

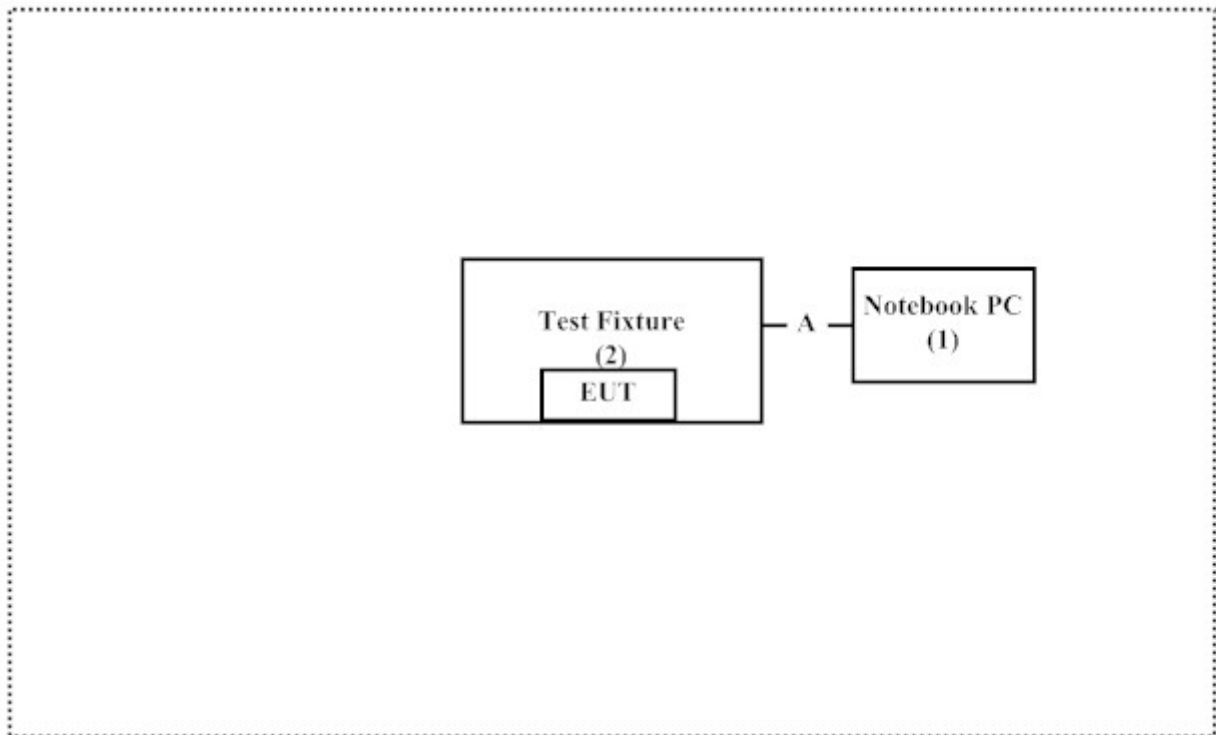
### 1.3. Tested System Details

The types for all equipment, plus descriptions of all cables used in the tested system (including inserted cards) are:

Product	Manufacturer	Model No.	Serial No.	Power Cord
1 Notebook PC	DELL	N/A	N/A	Non-Shielded, 1.8m
2 Test Fixture	Intel	N/A	N/A	N/A

Signal Cable Type	Signal cable Description
A Test Fixture Cable	Non-shielded, 1m

### 1.4. Configuration of tested System



### 1.5. EUT Exercise Software

- (1) Setup the EUT as shown on 1.4
- (2) Execute “DRTU (Ver 1.8.1-01253)” program on the Notebook PC.
- (3) Configure the test mode, the test channel, and the data rate.
- (4) Start the continuous transmission.
- (5) Verify that the EUT works properly.



**1.6. Test Facility**

Ambient conditions in the laboratory:

Items	Required (IEC 68-1)	Actual
Temperature (°C)	15-35	20-35
Humidity (%RH)	25-75	50-65
Barometric pressure (mbar)	860-1060	950-1000

The related certificate for our laboratories about the test site and management system can be downloaded from Quietek Corporation's Web Site : <http://www.quietek.com/chinese/about/certificates.aspx?bval=5>

The address and introduction of Quietek Corporation's laboratories can be founded in our Web site : <http://www.quietek.com/>

Site Description: File on  
 Federal Communications Commission  
 FCC Engineering Laboratory  
 7435 Oakland Mills Road  
 Columbia, MD 21046  
 Registration Number: 92195

Site Name: Quietek Corporation  
 Site Address: No.5-22, Ruishukeng,  
 Linkou Dist. New Taipei City 24451,  
 Taiwan, R.O.C.  
 TEL: 886-2-8601-3788 / FAX : 886-2-8601-3789  
 E-Mail : [service@quietek.com](mailto:service@quietek.com)

FCC Accreditation Number: TW1014

## 2. Conducted Emission

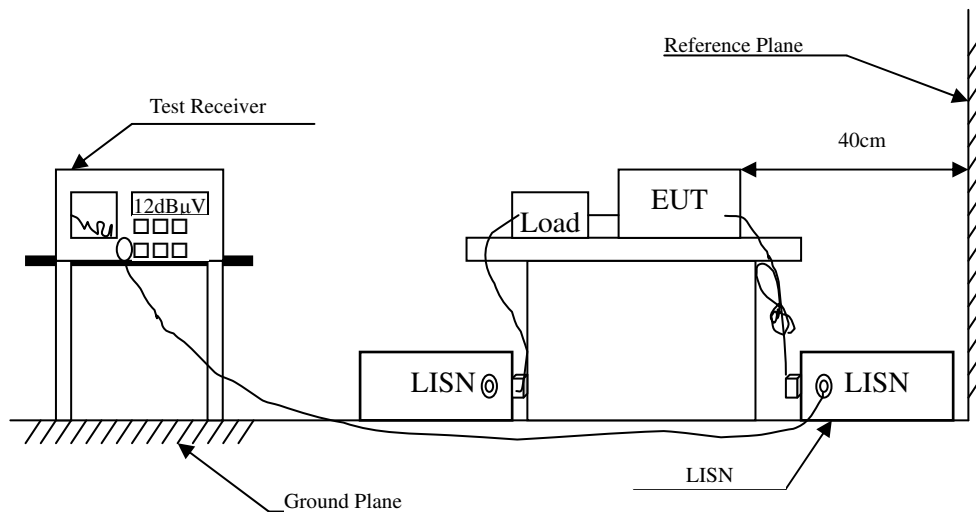
### 2.1. Test Equipment

	Equipment	Manufacturer	Model No. / Serial No.	Last Cal.	Remark
X	Test Receiver	R & S	ESCS 30 / 825442/018	Sep., 2014	
X	Artificial Mains Network	R & S	ENV4200 / 848411/10	Feb., 2015	Peripherals
X	LISN	R & S	ESH3-Z5 / 825562/002	Feb., 2015	EUT
	DC LISN	Schwarzbeck	8226 / 176	Mar, 2015	EUT
X	Pulse Limiter	R & S	ESH3-Z2 / 357.8810.52	Feb., 2015	
	No.1 Shielded Room				

Note:

1. All equipments are calibrated every one year.
2. The test instruments marked by “X” are used to measure the final test results.

### 2.2. Test Setup



### 2.3. Limits

<b>FCC Part 15 Subpart C Paragraph 15.207 (dBμV) Limit</b>		
Frequency MHz	Limits	
	QP	AV
0.15 - 0.50	66-56	56-46
0.50-5.0	56	46
5.0 - 30	60	50

Remarks : In the above table, the tighter limit applies at the band edges.

### 2.4. Test Procedure

The EUT and simulators are connected to the main power through a line impedance stabilization network (L.I.S.N.). This provides a 50 ohm /50uH coupling impedance for the measuring equipment. The peripheral devices are also connected to the main power through a LISN that provides a 50ohm /50uH coupling impedance with 50ohm termination. (Please refers to the block diagram of the test setup and photographs.)

Both sides of A.C. line are checked for maximum conducted interference. In order to find the maximum emission, the relative positions of equipment and all of the interface cables must be changed according to ANSI C63.10:2009 on conducted measurement.

Conducted emissions were investigated over the frequency range from 0.15MHz to 30MHz using a receiver bandwidth of 9kHz.

The EUT was setup to ANSI C63.4, 2009; tested to UNII test procedure of FCC KDB-789033 for compliance to FCC 47CFR Subpart E requirements.

### 2.5. Uncertainty

± 2.26 dB

## 2.6. Test Result of Conducted Emission

Product : Intel® Dual Band Wireless-AC 8260  
 Test Item : Conducted Emission Test  
 Power Line : Line 1  
 Test Mode : Mode 1 SISO A: Transmit (802.11ac-80BW-32.5Mbps) (5210MHz)

Frequency MHz	Correct Factor dB	Reading Level dBμV	Measurement Level dBμV	Margin dB	Limit dBμV
<b>LINE 1</b>					
<b>Quasi-Peak</b>					
0.212	9.661	30.520	40.181	-24.048	64.229
0.275	9.665	24.690	34.355	-28.074	62.429
0.552	9.680	32.530	42.210	-13.790	56.000
1.584	9.746	20.860	30.606	-25.394	56.000
2.353	9.783	22.450	32.233	-23.767	56.000
4.697	9.854	13.940	23.794	-32.206	56.000
<b>Average</b>					
0.212	9.661	21.920	31.581	-22.648	54.229
0.275	9.665	16.480	26.145	-26.284	52.429
0.552	9.680	29.240	38.920	-7.080	46.000
1.584	9.746	14.970	24.716	-21.284	46.000
2.353	9.783	15.140	24.923	-21.077	46.000
4.697	9.854	5.330	15.184	-30.816	46.000

Note:

1. All Reading Levels are Quasi-Peak and average value.
2. "■" means the worst emission level.
3. Measurement Level = Reading Level + Correct Factor

Product : Intel® Dual Band Wireless-AC 8260  
 Test Item : Conducted Emission Test  
 Power Line : Line 2  
 Test Mode : Mode 1 SISO A: Transmit (802.11ac-80BW-32.5Mbps) (5210MHz)

Frequency MHz	Correct Factor dB	Reading Level dBμV	Measurement Level dBμV	Margin dB	Limit dBμV
<b>LINE 2</b>					
<b>Quasi-Peak</b>					
0.154	9.670	35.990	45.660	-20.226	65.886
0.185	9.661	31.480	41.141	-23.859	65.000
0.552	9.680	31.730	41.410	-14.590	56.000
2.025	9.770	21.450	31.220	-24.780	56.000
2.334	9.783	22.740	32.523	-23.477	56.000
4.634	9.853	13.850	23.703	-32.297	56.000
<b>Average</b>					
0.154	9.670	22.600	32.270	-23.616	55.886
0.185	9.661	19.450	29.111	-25.889	55.000
0.552	9.680	28.670	38.350	-7.650	46.000
2.025	9.770	13.660	23.430	-22.570	46.000
2.334	9.783	14.420	24.203	-21.797	46.000
4.634	9.853	4.710	14.563	-31.437	46.000

Note:

1. All Reading Levels are Quasi-Peak and average value.
2. “■” means the worst emission level.
3. Measurement Level = Reading Level + Correct Factor

Product : Intel® Dual Band Wireless-AC 8260  
 Test Item : Conducted Emission Test  
 Power Line : Line 1  
 Test Mode : Mode 1 SISO A: Transmit (802.11ac-80BW-32.5Mbps) (5530MHz)

Frequency MHz	Correct Factor dB	Reading Level dBμV	Measurement Level dBμV	Margin dB	Limit dBμV
<b>LINE 1</b>					
<b>Quasi-Peak</b>					
0.154	9.670	36.550	46.220	-19.666	65.886
0.185	9.661	32.590	42.251	-22.749	65.000
0.548	9.679	32.510	42.189	-13.811	56.000
1.584	9.746	21.150	30.896	-25.104	56.000
2.377	9.784	22.100	31.884	-24.116	56.000
19.298	10.055	11.120	21.175	-38.825	60.000
<b>Average</b>					
0.154	9.670	24.810	34.480	-21.406	55.886
0.185	9.661	22.480	32.141	-22.859	55.000
0.548	9.679	30.460	40.139	-5.861	46.000
1.584	9.746	15.740	25.486	-20.514	46.000
2.377	9.784	14.650	24.434	-21.566	46.000
19.298	10.055	1.060	11.115	-38.885	50.000

Note:

1. All Reading Levels are Quasi-Peak and average value.
2. “■” means the worst emission level.
3. Measurement Level = Reading Level + Correct Factor

Product : Intel® Dual Band Wireless-AC 8260  
 Test Item : Conducted Emission Test  
 Power Line : Line 2  
 Test Mode : Mode 1 SISO A: Transmit (802.11ac-80BW-32.5Mbps) (5530MHz)

Frequency MHz	Correct Factor dB	Reading Level dBμV	Measurement Level dBμV	Margin dB	Limit dBμV
<b>LINE 2</b>					
<b>Quasi-Peak</b>					
0.154	9.670	35.610	45.280	-20.606	65.886
0.185	9.661	30.820	40.481	-24.519	65.000
0.548	9.679	31.500	41.179	-14.821	56.000
1.982	9.768	22.220	31.988	-24.012	56.000
2.345	9.783	22.950	32.733	-23.267	56.000
18.357	10.167	13.250	23.417	-36.583	60.000
<b>Average</b>					
0.154	9.670	22.010	31.680	-24.206	55.886
0.185	9.661	18.880	28.541	-26.459	55.000
0.548	9.679	29.360	39.039	-6.961	46.000
1.982	9.768	15.110	24.878	-21.122	46.000
2.345	9.783	14.920	24.703	-21.297	46.000
18.357	10.167	3.900	14.067	-35.933	50.000

Note:

1. All Reading Levels are Quasi-Peak and average value.
2. “■” means the worst emission level.
3. Measurement Level = Reading Level + Correct Factor

Product : Intel® Dual Band Wireless-AC 8260  
 Test Item : Conducted Emission Test  
 Power Line : Line 1  
 Test Mode : Mode 1 SISO A: Transmit (802.11ac-80BW-32.5Mbps) (5610MHz)

Frequency MHz	Correct Factor dB	Reading Level dBμV	Measurement Level dBμV	Margin dB	Limit dBμV
<b>LINE 1</b>					
<b>Quasi-Peak</b>					
0.154	9.670	36.450	46.120	-19.766	65.886
0.181	9.662	33.540	43.202	-21.912	65.114
0.548	9.679	32.530	42.209	-13.791	56.000
1.560	9.745	21.730	31.475	-24.525	56.000
1.990	9.768	22.140	31.908	-24.092	56.000
18.412	10.047	11.560	21.607	-38.393	60.000
<b>Average</b>					
0.154	9.670	24.610	34.280	-21.606	55.886
0.181	9.662	23.530	33.192	-21.922	55.114
0.548	9.679	30.520	40.199	-5.801	46.000
1.560	9.745	15.170	24.915	-21.085	46.000
1.990	9.768	14.660	24.428	-21.572	46.000
18.412	10.047	1.560	11.607	-38.393	50.000

Note:

1. All Reading Levels are Quasi-Peak and average value.
2. "■" means the worst emission level.
3. Measurement Level = Reading Level + Correct Factor



Product : Intel® Dual Band Wireless-AC 8260  
 Test Item : Conducted Emission Test  
 Power Line : Line 2  
 Test Mode : Mode 1 SISO A: Transmit (802.11ac-80BW-32.5Mbps) (5610MHz)

Frequency MHz	Correct Factor dB	Reading Level dBμV	Measurement Level dBμV	Margin dB	Limit dBμV
<b>LINE 2</b>					
<b>Quasi-Peak</b>					
0.154	9.670	35.570	45.240	-20.646	65.886
0.181	9.662	31.730	41.392	-23.722	65.114
0.548	9.679	31.520	41.199	-14.801	56.000
1.529	9.743	19.990	29.733	-26.267	56.000
2.033	9.770	21.510	31.280	-24.720	56.000
18.623	10.169	11.470	21.639	-38.361	60.000
<b>Average</b>					
0.154	9.670	22.190	31.860	-24.026	55.886
0.181	9.662	19.830	29.492	-25.622	55.114
0.548	9.679	29.400	39.079	-6.921	46.000
1.529	9.743	12.950	22.693	-23.307	46.000
2.033	9.770	14.020	23.790	-22.210	46.000
18.623	10.169	4.180	14.349	-35.651	50.000

Note:

1. All Reading Levels are Quasi-Peak and average value.
2. “█” means the worst emission level.
3. Measurement Level = Reading Level + Correct Factor

Product : Intel® Dual Band Wireless-AC 8260  
 Test Item : Conducted Emission Test  
 Power Line : Line 1  
 Test Mode : Mode 2 SISO B: Transmit (802.11ac-80BW-32.5Mbps) (5210MHz)

Frequency MHz	Correct Factor dB	Reading Level dBμV	Measurement Level dBμV	Margin dB	Limit dBμV
<b>LINE 1</b>					
<b>Quasi-Peak</b>					
0.177	9.663	28.410	38.073	-27.156	65.229
0.209	9.661	26.970	36.631	-27.683	64.314
0.240	9.663	25.480	35.143	-28.286	63.429
0.548	9.679	31.310	40.989	-15.011	56.000
2.302	9.782	19.860	29.642	-26.358	56.000
19.119	10.054	12.170	22.224	-37.776	60.000
<b>Average</b>					
0.177	9.663	13.440	23.103	-32.126	55.229
0.209	9.661	19.370	29.031	-25.283	54.314
0.240	9.663	17.510	27.173	-26.256	53.429
0.548	9.679	29.790	39.469	-6.531	46.000
2.302	9.782	13.850	23.632	-22.368	46.000
19.119	10.054	7.160	17.214	-32.786	50.000

Note:

1. All Reading Levels are Quasi-Peak and average value.
2. “■” means the worst emission level.
3. Measurement Level = Reading Level + Correct Factor

Product : Intel® Dual Band Wireless-AC 8260  
 Test Item : Conducted Emission Test  
 Power Line : Line 2  
 Test Mode : Mode 2 SISO B: Transmit (802.11ac-80BW-32.5Mbps) (5210MHz)

Frequency MHz	Correct Factor dB	Reading Level dBμV	Measurement Level dBμV	Margin dB	Limit dBμV
<b>LINE 2</b>					
<b>Quasi-Peak</b>					
0.177	9.663	26.200	35.863	-29.366	65.229
0.209	9.661	24.110	33.771	-30.543	64.314
0.209	9.661	23.990	33.651	-30.663	64.314
0.240	9.663	21.670	31.333	-32.096	63.429
0.552	9.680	30.110	39.790	-16.210	56.000
2.330	9.783	20.930	30.713	-25.287	56.000
18.619	10.169	12.650	22.819	-37.181	60.000
<b>Average</b>					
0.177	9.663	19.850	29.513	-25.716	55.229
0.209	9.661	16.810	26.471	-27.843	54.314
0.209	9.661	16.380	26.041	-28.273	54.314
0.240	9.663	7.440	17.103	-36.326	53.429
0.552	9.680	28.100	37.780	-8.220	46.000
2.330	9.783	12.210	21.993	-24.007	46.000
18.619	10.169	5.480	15.649	-34.351	50.000

Note:

1. All Reading Levels are Quasi-Peak and average value.
2. "■" means the worst emission level.
3. Measurement Level = Reading Level + Correct Factor

Product : Intel® Dual Band Wireless-AC 8260  
 Test Item : Conducted Emission Test  
 Power Line : Line 1  
 Test Mode : Mode 2 SISO B: Transmit (802.11ac-80BW-32.5Mbps) (5530MHz)

Frequency MHz	Correct Factor dB	Reading Level dBμV	Measurement Level dBμV	Margin dB	Limit dBμV
<b>LINE 1</b>					
<b>Quasi-Peak</b>					
0.158	9.668	30.030	39.698	-26.073	65.771
0.177	9.663	28.750	38.413	-26.816	65.229
0.548	9.679	31.330	41.009	-14.991	56.000
0.576	9.681	29.890	39.571	-16.429	56.000
2.349	9.783	20.390	30.173	-25.827	56.000
19.107	10.054	12.190	22.244	-37.756	60.000
<b>Average</b>					
0.158	9.668	18.880	28.548	-27.223	55.771
0.177	9.663	15.770	25.433	-29.796	55.229
0.548	9.679	30.240	39.919	-6.081	46.000
0.576	9.681	28.150	37.831	-8.169	46.000
2.349	9.783	15.730	25.513	-20.487	46.000
19.107	10.054	8.410	18.464	-31.536	50.000

Note:

1. All Reading Levels are Quasi-Peak and average value.
2. "■" means the worst emission level.
3. Measurement Level = Reading Level + Correct Factor

Product : Intel® Dual Band Wireless-AC 8260  
 Test Item : Conducted Emission Test  
 Power Line : Line 2  
 Test Mode : Mode 2 SISO B: Transmit (802.11ac-80BW-32.5Mbps) (5530MHz)

Frequency MHz	Correct Factor dB	Reading Level dBμV	Measurement Level dBμV	Margin dB	Limit dBμV
<b>LINE 2</b>					
<b>Quasi-Peak</b>					
0.154	9.670	36.430	46.100	-19.786	65.886
0.181	9.662	32.600	42.262	-22.852	65.114
0.212	9.661	29.020	38.681	-25.548	64.229
0.548	9.679	30.090	39.769	-16.231	56.000
2.287	9.782	20.660	30.442	-25.558	56.000
19.212	10.185	11.280	21.465	-38.535	60.000
<b>Average</b>					
0.154	9.670	21.640	31.310	-24.576	55.886
0.181	9.662	14.470	24.132	-30.982	55.114
0.212	9.661	21.590	31.251	-22.978	54.229
0.548	9.679	28.930	38.609	-7.391	46.000
2.287	9.782	14.770	24.552	-21.448	46.000
19.212	10.185	4.130	14.315	-35.685	50.000

Note:

1. All Reading Levels are Quasi-Peak and average value.
2. “█” means the worst emission level.
3. Measurement Level = Reading Level + Correct Factor

Product : Intel® Dual Band Wireless-AC 8260  
 Test Item : Conducted Emission Test  
 Power Line : Line 1  
 Test Mode : Mode 2 SISO B: Transmit (802.11ac-80BW-32.5Mbps) (5610MHz)

Frequency MHz	Correct Factor dB	Reading Level dBμV	Measurement Level dBμV	Margin dB	Limit dBμV
<b>LINE 1</b>					
<b>Quasi-Peak</b>					
0.181	9.662	33.990	43.652	-21.462	65.114
0.244	9.663	28.250	37.913	-25.401	63.314
0.275	9.665	24.520	34.185	-28.244	62.429
0.548	9.679	31.390	41.069	-14.931	56.000
2.361	9.783	20.010	29.793	-26.207	56.000
19.146	10.054	11.920	21.974	-38.026	60.000
<b>Average</b>					
0.181	9.662	22.410	32.072	-23.042	55.114
0.244	9.663	18.310	27.973	-25.341	53.314
0.275	9.665	15.640	25.305	-27.124	52.429
0.548	9.679	29.940	39.619	-6.381	46.000
2.361	9.783	11.820	21.603	-24.397	46.000
19.146	10.054	2.200	12.254	-37.746	50.000

Note:

1. All Reading Levels are Quasi-Peak and average value.
2. “■” means the worst emission level.
3. Measurement Level = Reading Level + Correct Factor

Product : Intel® Dual Band Wireless-AC 8260  
 Test Item : Conducted Emission Test  
 Power Line : Line 2  
 Test Mode : Mode 2 SISO B: Transmit (802.11ac-80BW-32.5Mbps) (5610MHz)

Frequency MHz	Correct Factor dB	Reading Level dBμV	Measurement Level dBμV	Margin dB	Limit dBμV
<b>LINE 2</b>					
<b>Quasi-Peak</b>					
0.181	9.662	32.580	42.242	-22.872	65.114
0.216	9.661	26.670	36.331	-27.783	64.114
0.244	9.663	25.360	35.023	-28.291	63.314
0.548	9.679	30.110	39.789	-16.211	56.000
2.349	9.783	21.180	30.963	-25.037	56.000
19.201	10.184	11.060	21.244	-38.756	60.000
<b>Average</b>					
0.181	9.662	17.750	27.412	-27.702	55.114
0.216	9.661	11.330	20.991	-33.123	54.114
0.244	9.663	11.850	21.513	-31.801	53.314
0.548	9.679	28.840	38.519	-7.481	46.000
2.349	9.783	13.630	23.413	-22.587	46.000
19.201	10.184	1.980	12.164	-37.836	50.000

Note:

1. All Reading Levels are Quasi-Peak and average value.
2. “█” means the worst emission level.
3. Measurement Level = Reading Level + Correct Factor

Product : Intel® Dual Band Wireless-AC 8260  
 Test Item : Conducted Emission Test  
 Power Line : Line 1  
 Test Mode : Mode 3 MIMO: Transmit (802.11ac-80BW-65Mbps) (5210MHz)

Frequency MHz	Correct Factor dB	Reading Level dBµV	Measurement Level dBµV	Margin dB	Limit dBµV
<b>LINE 1</b>					
<b>Quasi-Peak</b>					
0.154	9.670	36.170	45.840	-20.046	65.886
0.185	9.661	32.050	41.711	-23.289	65.000
0.209	9.661	28.470	38.131	-26.183	64.314
0.545	9.679	30.950	40.629	-15.371	56.000
2.302	9.782	19.990	29.772	-26.228	56.000
18.677	10.050	11.000	21.050	-38.950	60.000
<b>Average</b>					
0.154	9.670	29.680	39.350	-16.536	55.886
0.185	9.661	18.660	28.321	-26.679	55.000
0.209	9.661	22.490	32.151	-22.163	54.314
0.545	9.679	30.860	40.539	-5.461	46.000
2.302	9.782	12.810	22.592	-23.408	46.000
18.677	10.050	4.950	15.000	-35.000	50.000

Note:

1. All Reading Levels are Quasi-Peak and average value.
2. “■” means the worst emission level.
3. Measurement Level = Reading Level + Correct Factor



Product : Intel® Dual Band Wireless-AC 8260  
 Test Item : Conducted Emission Test  
 Power Line : Line 2  
 Test Mode : Mode 3 MIMO: Transmit (802.11ac-80BW-65Mbps) (5210MHz)

Frequency MHz	Correct Factor dB	Reading Level dBμV	Measurement Level dBμV	Margin dB	Limit dBμV
<b>LINE 2</b>					
<b>Quasi-Peak</b>					
0.150	9.671	36.150	45.821	-20.179	66.000
0.181	9.662	32.640	42.302	-22.812	65.114
0.212	9.661	28.930	38.591	-25.638	64.229
0.548	9.679	30.190	39.869	-16.131	56.000
2.357	9.783	20.710	30.493	-25.507	56.000
18.896	10.182	11.890	22.072	-37.928	60.000
<b>Average</b>					
0.150	9.671	23.350	33.021	-22.979	56.000
0.181	9.662	24.350	34.012	-21.102	55.114
0.212	9.661	17.590	27.251	-26.978	54.229
0.548	9.679	28.100	37.779	-8.221	46.000
2.357	9.783	13.930	23.713	-22.287	46.000
18.896	10.182	5.050	15.232	-34.768	50.000

Note:

1. All Reading Levels are Quasi-Peak and average value.
2. "■" means the worst emission level.
3. Measurement Level = Reading Level + Correct Factor

Product : Intel® Dual Band Wireless-AC 8260  
 Test Item : Conducted Emission Test  
 Power Line : Line 1  
 Test Mode : Mode 3 MIMO: Transmit (802.11ac-80BW-65Mbps) (5530MHz)

Frequency MHz	Correct Factor dB	Reading Level dBμV	Measurement Level dBμV	Margin dB	Limit dBμV
<b>LINE 1</b>					
<b>Quasi-Peak</b>					
0.181	9.662	34.210	43.872	-21.242	65.114
0.212	9.661	31.310	40.971	-23.258	64.229
0.548	9.679	31.290	40.969	-15.031	56.000
0.572	9.681	30.030	39.711	-16.289	56.000
2.349	9.783	20.610	30.393	-25.607	56.000
19.380	10.056	12.140	22.196	-37.804	60.000
<b>Average</b>					
0.181	9.662	28.670	38.332	-16.782	55.114
0.212	9.661	20.240	29.901	-24.328	54.229
0.548	9.679	28.670	38.349	-7.651	46.000
0.572	9.681	27.540	37.221	-8.779	46.000
2.349	9.783	15.340	25.123	-20.877	46.000
19.380	10.056	1.610	11.666	-38.334	50.000

Note:

1. All Reading Levels are Quasi-Peak and average value.
2. "■" means the worst emission level.
3. Measurement Level = Reading Level + Correct Factor

Product : Intel® Dual Band Wireless-AC 8260  
 Test Item : Conducted Emission Test  
 Power Line : Line 2  
 Test Mode : Mode 3 MIMO: Transmit (802.11ac-80BW-65Mbps) (5530MHz)

Frequency MHz	Correct Factor dB	Reading Level dBμV	Measurement Level dBμV	Margin dB	Limit dBμV
<b>LINE 2</b>					
<b>Quasi-Peak</b>					
0.158	9.668	27.110	36.778	-28.993	65.771
0.216	9.661	26.180	35.841	-28.273	64.114
0.552	9.680	28.490	38.170	-17.830	56.000
0.572	9.681	28.490	38.171	-17.829	56.000
2.306	9.782	20.450	30.232	-25.768	56.000
18.455	10.168	11.600	21.768	-38.232	60.000
<b>Average</b>					
0.158	9.668	15.860	25.528	-30.243	55.771
0.216	9.661	19.060	28.721	-25.393	54.114
0.552	9.680	15.660	25.340	-20.660	46.000
0.572	9.681	25.840	35.521	-10.479	46.000
2.306	9.782	13.260	23.042	-22.958	46.000
18.455	10.168	1.210	11.378	-38.622	50.000

Note:

1. All Reading Levels are Quasi-Peak and average value.
2. “■” means the worst emission level.
3. Measurement Level = Reading Level + Correct Factor

Product : Intel® Dual Band Wireless-AC 8260  
 Test Item : Conducted Emission Test  
 Power Line : Line 1  
 Test Mode : Mode 3 MIMO: Transmit (802.11ac-80BW-65Mbps) (5610MHz)

Frequency MHz	Correct Factor dB	Reading Level dBμV	Measurement Level dBμV	Margin dB	Limit dBμV
<b>LINE 1</b>					
<b>Quasi-Peak</b>					
0.150	9.671	36.830	46.501	-19.499	66.000
0.181	9.662	34.210	43.872	-21.242	65.114
0.545	9.679	30.910	40.589	-15.411	56.000
0.572	9.681	30.190	39.871	-16.129	56.000
2.306	9.782	20.310	30.092	-25.908	56.000
18.337	10.047	10.780	20.827	-39.173	60.000
<b>Average</b>					
0.150	9.671	27.730	37.401	-18.599	56.000
0.181	9.662	25.150	34.812	-20.302	55.114
0.545	9.679	29.720	39.399	-6.601	46.000
0.572	9.681	24.380	34.061	-11.939	46.000
2.306	9.782	12.620	22.402	-23.598	46.000
18.337	10.047	4.240	14.287	-35.713	50.000

Note:

1. All Reading Levels are Quasi-Peak and average value.
2. “█” means the worst emission level.
3. Measurement Level = Reading Level + Correct Factor

Product : Intel® Dual Band Wireless-AC 8260  
 Test Item : Conducted Emission Test  
 Power Line : Line 2  
 Test Mode : Mode 3 MIMO: Transmit (802.11ac-80BW-65Mbps) (5610MHz)

Frequency MHz	Correct Factor dB	Reading Level dBμV	Measurement Level dBμV	Margin dB	Limit dBμV
<b>LINE 2</b>					
<b>Quasi-Peak</b>					
0.181	9.662	32.720	42.382	-22.732	65.114
0.212	9.661	28.890	38.551	-25.678	64.229
0.545	9.679	29.630	39.309	-16.691	56.000
0.576	9.681	29.240	38.921	-17.079	56.000
2.334	9.783	21.010	30.793	-25.207	56.000
19.322	10.186	12.860	23.046	-36.954	60.000
<b>Average</b>					
0.181	9.662	23.920	33.582	-21.532	55.114
0.212	9.661	21.870	31.531	-22.698	54.229
0.545	9.679	27.860	37.539	-8.461	46.000
0.576	9.681	26.850	36.531	-9.469	46.000
2.334	9.783	11.170	20.953	-25.047	46.000
19.322	10.186	4.560	14.746	-35.254	50.000

Note:

1. All Reading Levels are Quasi-Peak and average value.
2. “█” means the worst emission level.
3. Measurement Level = Reading Level + Correct Factor

Product : Intel® Dual Band Wireless-AC 8260  
 Test Item : Conducted Emission Test  
 Power Line : Line 1  
 Test Mode : Mode 4 Beamforming: Transmit (802.11ac-80BW-65Mbps) (5210MHz)

Frequency MHz	Correct Factor dB	Reading Level dBμV	Measurement Level dBμV	Margin dB	Limit dBμV
<b>LINE 1</b>					
<b>Quasi-Peak</b>					
0.181	9.662	35.300	44.962	-20.152	65.114
0.205	9.661	24.420	34.081	-30.348	64.429
0.545	9.679	30.600	40.279	-15.721	56.000
1.560	9.745	19.880	29.625	-26.375	56.000
2.353	9.783	20.850	30.633	-25.367	56.000
19.134	10.054	11.540	21.594	-38.406	60.000
<b>Average</b>					
0.181	9.662	27.860	37.522	-17.592	55.114
0.205	9.661	13.970	23.631	-30.798	54.429
0.545	9.679	27.290	36.969	-9.031	46.000
0.545	9.679	26.890	36.569	-9.431	46.000
1.560	9.745	11.060	20.805	-25.195	46.000
2.353	9.783	16.260	26.043	-19.957	46.000

Note:

1. All Reading Levels are Quasi-Peak and average value.
2. "■" means the worst emission level.
3. Measurement Level = Reading Level + Correct Factor

Product : Intel® Dual Band Wireless-AC 8260  
 Test Item : Conducted Emission Test  
 Power Line : Line 2  
 Test Mode : Mode 4 Beamforming: Transmit (802.11ac-80BW-65Mbps) (5210MHz)

Frequency MHz	Correct Factor dB	Reading Level dBμV	Measurement Level dBμV	Margin dB	Limit dBμV
<b>LINE 2</b>					
<b>Quasi-Peak</b>					
0.150	9.671	38.020	47.691	-18.309	66.000
0.177	9.663	32.010	41.673	-23.556	65.229
0.209	9.661	29.520	39.181	-25.133	64.314
0.576	9.681	28.890	38.571	-17.429	56.000
2.420	9.785	20.590	30.375	-25.625	56.000
19.170	10.184	11.140	21.324	-38.676	60.000
<b>Average</b>					
0.150	9.671	24.980	34.651	-21.349	56.000
0.177	9.663	23.850	33.513	-21.716	55.229
0.209	9.661	21.290	30.951	-23.363	54.314
0.576	9.681	24.170	33.851	-12.149	46.000
2.420	9.785	14.090	23.875	-22.125	46.000
19.170	10.184	3.950	14.134	-35.866	50.000

Note:

1. All Reading Levels are Quasi-Peak and average value.
2. "■" means the worst emission level.
3. Measurement Level = Reading Level + Correct Factor

Product : Intel® Dual Band Wireless-AC 8260  
 Test Item : Conducted Emission Test  
 Power Line : Line 1  
 Test Mode : Mode 4 Beamforming: Transmit (802.11ac-80BW-65Mbps) (5530MHz)

Frequency MHz	Correct Factor dB	Reading Level dBμV	Measurement Level dBμV	Margin dB	Limit dBμV
<b>LINE 1</b>					
<b>Quasi-Peak</b>					
0.173	9.664	24.130	33.794	-31.549	65.343
0.236	9.662	24.730	34.392	-29.151	63.543
0.572	9.681	31.430	41.111	-14.889	56.000
1.576	9.745	18.820	28.565	-27.435	56.000
2.009	9.769	20.370	30.139	-25.861	56.000
18.990	10.053	12.390	22.443	-37.557	60.000
<b>Average</b>					
0.173	9.664	16.890	26.554	-28.789	55.343
0.236	9.662	13.960	23.622	-29.921	53.543
0.572	9.681	29.980	39.661	-6.339	46.000
1.576	9.745	13.820	23.565	-22.435	46.000
2.009	9.769	14.060	23.829	-22.171	46.000
18.990	10.053	2.450	12.503	-37.497	50.000

Note:

1. All Reading Levels are Quasi-Peak and average value.
2. “■” means the worst emission level.
3. Measurement Level = Reading Level + Correct Factor



Product : Intel® Dual Band Wireless-AC 8260  
 Test Item : Conducted Emission Test  
 Power Line : Line 2  
 Test Mode : Mode 4 Beamforming: Transmit (802.11ac-80BW-65Mbps) (5530MHz)

Frequency MHz	Correct Factor dB	Reading Level dBμV	Measurement Level dBμV	Margin dB	Limit dBμV
<b>LINE 2</b>					
<b>Quasi-Peak</b>					
0.158	9.668	24.700	34.368	-31.403	65.771
0.185	9.661	29.360	39.021	-25.979	65.000
0.236	9.662	22.180	31.842	-31.701	63.543
0.572	9.681	30.190	39.871	-16.129	56.000
2.099	9.774	19.440	29.214	-26.786	56.000
19.392	10.186	11.730	21.916	-38.084	60.000
<b>Average</b>					
0.158	9.668	3.940	13.608	-42.163	55.771
0.185	9.661	21.290	30.951	-24.049	55.000
0.236	9.662	6.620	16.282	-37.261	53.543
0.572	9.681	28.370	38.051	-7.949	46.000
2.099	9.774	13.020	22.794	-23.206	46.000
19.392	10.186	5.660	15.846	-34.154	50.000

Note:

1. All Reading Levels are Quasi-Peak and average value.
2. "■" means the worst emission level.
3. Measurement Level = Reading Level + Correct Factor

Product : Intel® Dual Band Wireless-AC 8260  
 Test Item : Conducted Emission Test  
 Power Line : Line 1  
 Test Mode : Mode 4 Beamforming: Transmit (802.11ac-80BW-65Mbps) (5610MHz)

Frequency MHz	Correct Factor dB	Reading Level dBμV	Measurement Level dBμV	Margin dB	Limit dBμV
<b>LINE 1</b>					
<b>Quasi-Peak</b>					
0.185	9.661	30.820	40.481	-24.519	65.000
0.541	9.679	29.930	39.609	-16.391	56.000
0.572	9.681	31.390	41.071	-14.929	56.000
1.568	9.745	20.280	30.025	-25.975	56.000
2.431	9.785	19.300	29.085	-26.915	56.000
19.295	10.055	11.600	21.655	-38.345	60.000
<b>Average</b>					
0.185	9.661	16.640	26.301	-28.699	55.000
0.541	9.679	29.010	38.689	-7.311	46.000
0.572	9.681	30.690	40.371	-5.629	46.000
1.568	9.745	16.860	26.605	-19.395	46.000
2.431	9.785	14.090	23.875	-22.125	46.000
19.295	10.055	4.890	14.945	-35.055	50.000

Note:

1. All Reading Levels are Quasi-Peak and average value.
2. "■" means the worst emission level.
3. Measurement Level = Reading Level + Correct Factor

Product : Intel® Dual Band Wireless-AC 8260  
 Test Item : Conducted Emission Test  
 Power Line : Line 2  
 Test Mode : Mode 4 Beamforming: Transmit (802.11ac-80BW-65Mbps) (5610MHz)

Frequency MHz	Correct Factor dB	Reading Level dBμV	Measurement Level dBμV	Margin dB	Limit dBμV
<b>LINE 2</b>					
<b>Quasi-Peak</b>					
0.154	9.670	35.850	45.520	-20.366	65.886
0.173	9.664	21.340	31.004	-34.339	65.343
0.545	9.679	29.610	39.289	-16.711	56.000
0.576	9.681	29.340	39.021	-16.979	56.000
2.334	9.783	21.240	31.023	-24.977	56.000
19.025	10.183	11.350	21.533	-38.467	60.000
<b>Average</b>					
0.154	9.670	29.450	39.120	-16.766	55.886
0.173	9.664	8.130	17.794	-37.549	55.343
0.545	9.679	26.340	36.019	-9.981	46.000
0.576	9.681	25.420	35.101	-10.899	46.000
2.334	9.783	13.850	23.633	-22.367	46.000
19.025	10.183	4.910	15.093	-34.907	50.000

Note:

1. All Reading Levels are Quasi-Peak and average value.
2. “■” means the worst emission level.
3. Measurement Level = Reading Level + Correct Factor

### 3. Maximun conducted output power

#### 3.1. Test Equipment

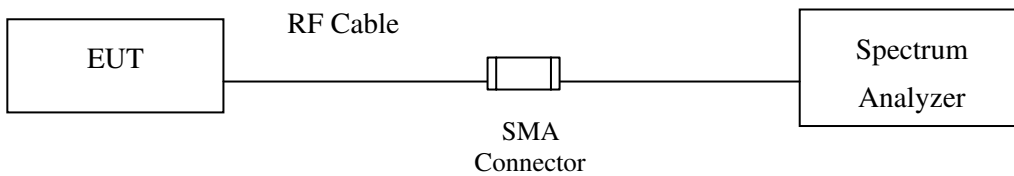
	Equipment	Manufacturer	Model No./Serial No.	Last Cal.
X	Power Meter	Anritsu	ML2495A/6K00003357	May, 2015
X	Power Sensor	Anritsu	MA2411B/0738448	Jun., 2014
X	Spectrum Analyzer	Agilent	N9010A / MY48030495	Apr., 2015

Note:

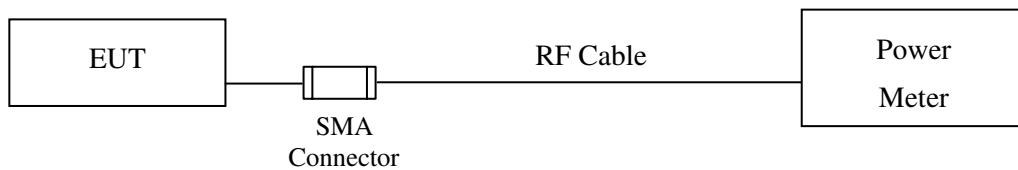
1. All equipments are calibrated with traceable calibrations. Each calibration is traceable to the national or international standards.
2. The test instruments marked with “X” are used to measure the final test results.

#### 3.2. Test Setup

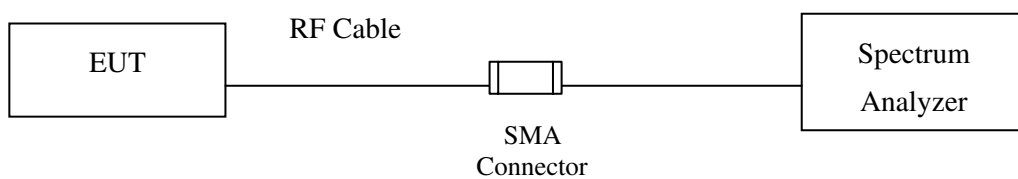
##### 99% Occupied Bandwidth



##### Conduction Power Measurement (for 802.11a)



##### Conduction Power Measurement (for 802.11ac)



### 3.3. Limits

#### 3.3.1. For the band 5.15-5.25 GHz,

(i) For an outdoor access point operating in the band 5.15-5.25 GHz, the maximum conducted output power over the frequency band of operation shall not exceed 1 W, provided the maximum antenna gain does not exceed 6 dBi. If transmitting antennas of directional gain greater than 6 dBi are used, the maximum conducted output power shall be reduced by the amount in dB that the directional gain of the antenna exceeds 6 dBi. The maximum e.i.r.p. at any elevation angle above 30 degrees as measured from the horizon must not exceed 125 mW (21 dBm).

(ii) For an indoor access point operating in the band 5.15-5.25 GHz, the maximum conducted output power over the frequency band of operation shall not exceed 1 W provided the maximum antenna gain does not exceed 6 dBi. In addition. If transmitting antennas of directional gain greater than 6 dBi are used, the maximum conducted output power shall be reduced by the amount in dB that the directional gain of the antenna exceeds 6 dBi.

(iii) For fixed point-to-point access points operating in the band 5.15-5.25 GHz, the maximum conducted output power over the frequency band of operation shall not exceed 1 W. Fixed point-to-point U-NII devices may employ antennas with directional gain up to 23 dBi without any corresponding reduction in the maximum conducted output power. For fixed point-to-point transmitters that employ a directional antenna gain greater than 23 dBi, a 1 dB reduction in maximum conducted output power is required for each 1 dB of antenna gain in excess of 23 dBi. Fixed, point-to-point operations exclude the use of point-to-multipoint systems, omnidirectional applications, and multiple collocated transmitters transmitting the same information. The operator of the U-NII device, or if the equipment is professionally installed, the installer, is responsible for ensuring that systems employing high gain directional antennas are used exclusively for fixed, point-to-point operations.

(iv) For mobile and portable client devices in the 5.15-5.25 GHz band, the maximum conducted output power over the frequency band of operation shall not exceed 250 mW provided the maximum antenna gain does not exceed 6 dBi. In addition. If transmitting antennas of directional gain greater than 6 dBi are used, the maximum conducted output power shall be reduced by the amount in dB that the directional gain of the antenna exceeds 6 dBi.

#### 3.3.2. For the 5.25-5.35 GHz and 5.47-5.725 GHz bands, the maximum conducted output power over the frequency bands of operation shall not exceed the lesser of 250 mW or $11 \text{ dBm} + 10 \log B$ , where B is the 26 dB emission bandwidth in megahertz. If transmitting antennas of directional gain greater than 6 dBi are used, the maximum conducted output power shall be reduced by the amount in dB that the directional gain of the antenna exceeds 6 dBi.

3.3.3. For the band 5.725-5.85 GHz, the maximum conducted output power over the frequency band of operation shall not exceed 1 W. In addition. If transmitting antennas of directional gain greater than 6 dBi are used, the maximum conducted output power shall be reduced by the amount in dB that the directional gain of the antenna exceeds 6 dBi. However, fixed point-to-point UNII devices operating in this band may employ transmitting antennas with directional gain greater than 6 dBi without any corresponding reduction in transmitter conducted power. Fixed, point-to-point operations exclude the use of point-to-multipoint systems, omnidirectional applications, and multiple collocated transmitters transmitting the same information. The operator of the U-NII device, or if the equipment is professionally installed, the installer, is responsible for ensuring that systems employing high gain directional antennas are used exclusively for fixed, point-to-point operations.

### 3.4. Test Procedure

As an alternative to FCC KDB-789033, the EUT maximum conducted output power was measured with an average power meter employing a video bandwidth greater the 6dB BW of the emission under test. Maximum conducted output power was read directly from the meter across all data rates, and across three channels within each sub-band. Special care was used to make sure that the EUT was transmitting in continuous mode. This method exceeds the limitations of FCC KDB-789033, and provides more accurate measurements.

802.11an (BW  $\leq$  40MHz) Maximum conducted output power using KDB 789033 section E)3)b) Method PM-G (Measurement using a gated RF average power meter)

Note: the power meter have a video bandwidth that is greater than or equal to the measurement bandwidth, (Anritsu/ MA2411B video bandwidth: 65MHz)

802.11ac (BW=80MHz) Maximum conducted output power using KDB 789033 section E)2)b) Method SA-1 (trace averaging with the EUT transmitting at full power throughout each sweep).

When transmitted signals consist of two or more non-contiguous spectrum segments (e.g., 80+80 MHz mode) or when a single spectrum segment of a transmission crosses the boundary between two adjacent U-NII bands, KDB 644545 D01 section F) procedure is used for measurements.

### 3.5. Uncertainty

Power sensor/meter method:  $\pm$  0.517 dB

Spectrum analyzer method:  $\pm$  1.27 dB

**3.6. Test Result of Maximum conducted output power**

Product : Intel® Dual Band Wireless-AC 8260  
 Test Item : Maximum conducted output power  
 Test Site : No.3 OATS  
 Test Mode : Mode 1 SISO A: Transmit (802.11a-6Mbps)

Cable loss=1dB		Maximum conducted output power								
Channel No.	Frequency (MHz)	Data Rate (Mbps)								Required Limit
		6	9	12	18	24	36	48	54	
		Measurement Level (dBm)								
36	5180	20.98	--	--	--	--	--	--	--	<24dBm
44	5220	21.28	21.14	21.03	20.94	20.83	20.75	20.66	20.58	<24dBm
48	5240	21.26								<24dBm
52	5260	21.24	--	--	--	--	--	--	--	<24dBm
60	5300	21.09	20.97	20.83	20.76	20.63	20.58	20.41	20.38	<24dBm
64	5320	19.65	--	--	--	--	--	--	--	<24dBm
100	5500	18.41	--	--	--	--	--	--	--	<24dBm
116	5580	21.04	20.93	20.84	20.74	20.66	20.52	20.48	20.32	<24dBm
140	5700	21.27	--	--	--	--	--	--	--	<24dBm

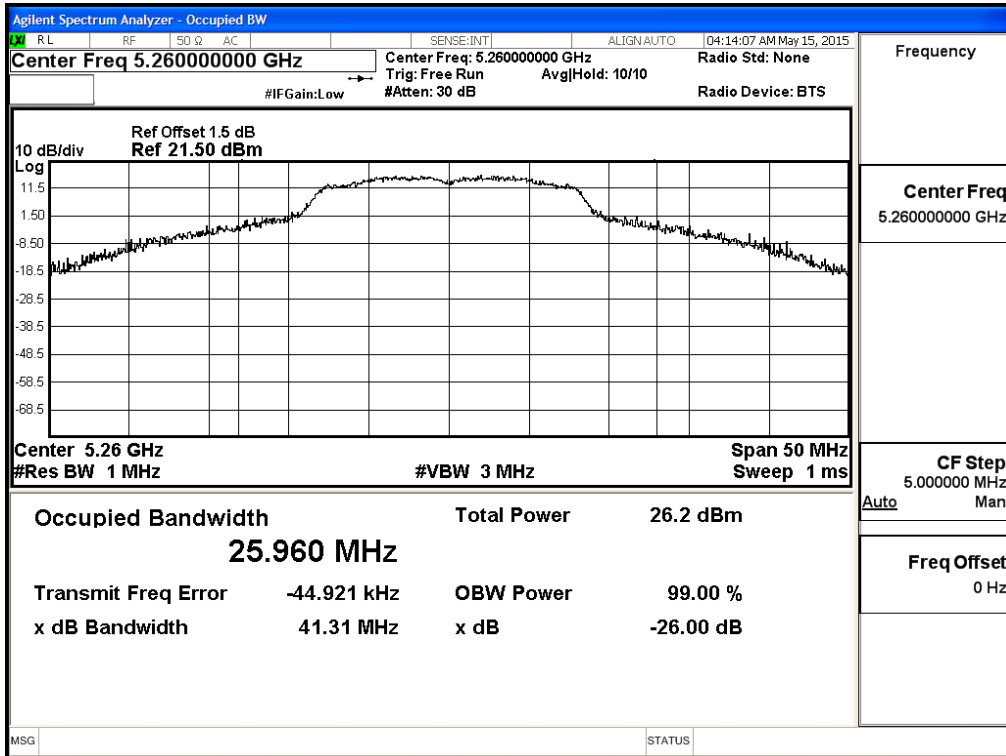
Note: Maximum conducted output power Value =Reading value on average power meter + cable loss

**Maximum conducted output power Measurement:**

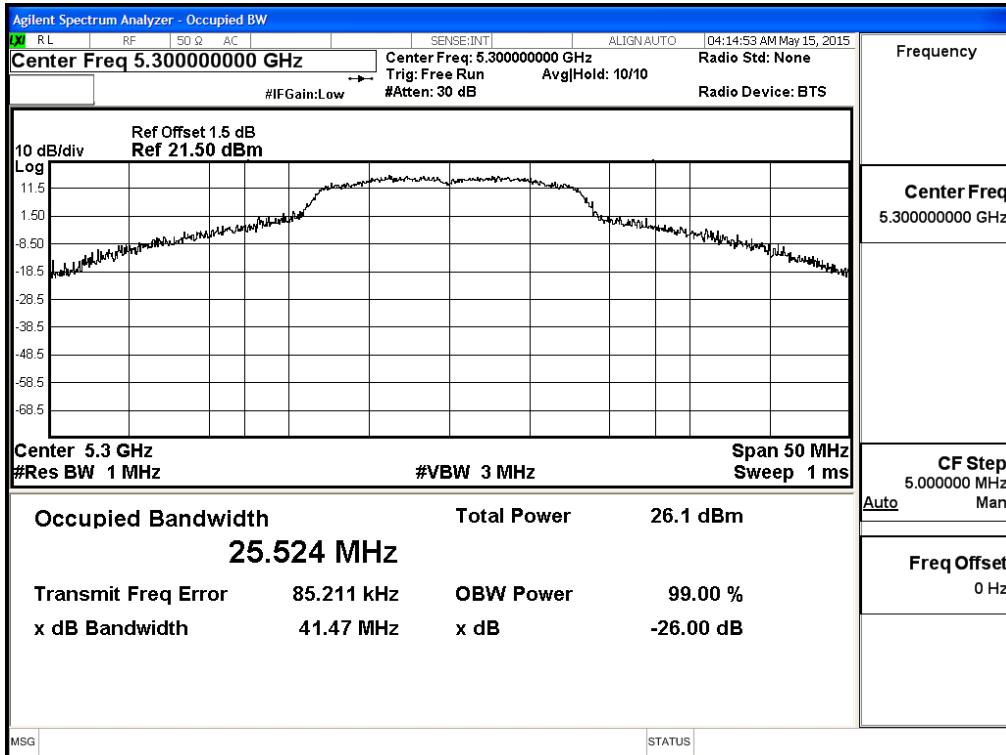
Channel No	Frequency Range (MHz)	99% Bandwidth (MHz)	Output Power (dBm)	Duty Factor (dB)	Total Output Power (dBm)	Output Power Limit	
						(dBm)	dBm+10log(BW)
36	5180	--	20.98	0.08	21.06	24	--
44	5220	--	21.28	0.08	21.36	24	--
48	5240	--	21.26	0.08	21.34	24	--
52	5260	25.960	21.24	0.08	21.32	24	25.14
60	5300	25.524	21.09	0.08	21.17	24	25.07
64	5320	20.425	19.65	0.08	19.73	24	24.10
100	5500	17.660	18.41	0.08	18.49	24	23.47
116	5580	21.617	21.04	0.08	21.12	24	24.35
140	5700	17.479	21.27	0.08	21.35	24	23.43

Note: Total Output Power Value = Output Power value + Duty Factor

**99% Occupied Bandwidth:  
Channel 52:**

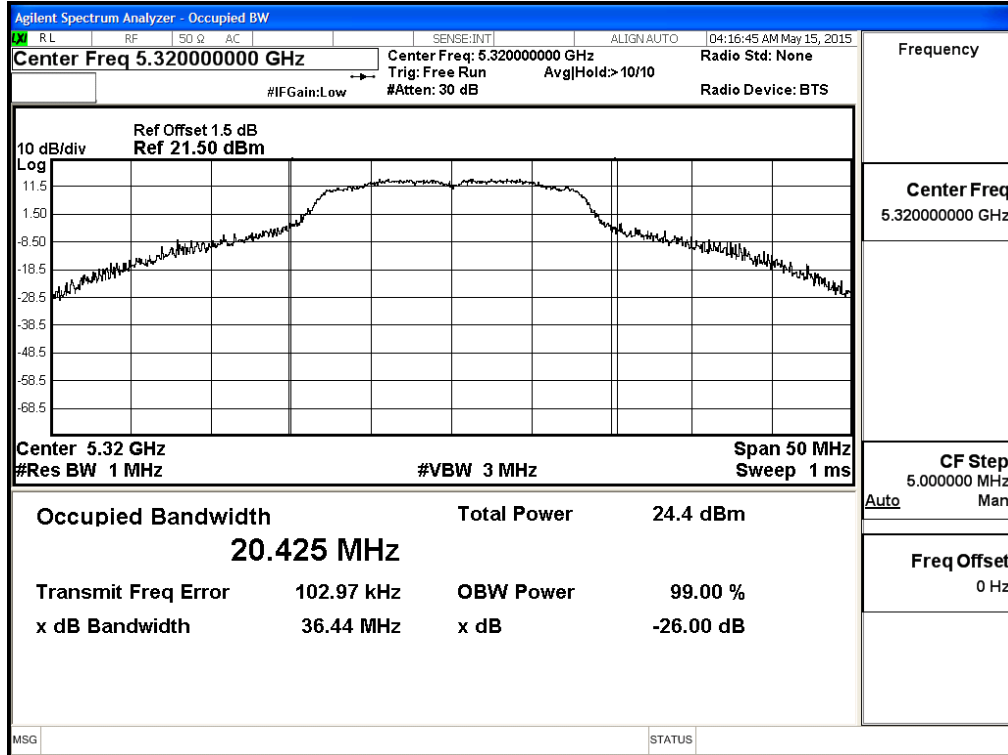


**Channel 60:**

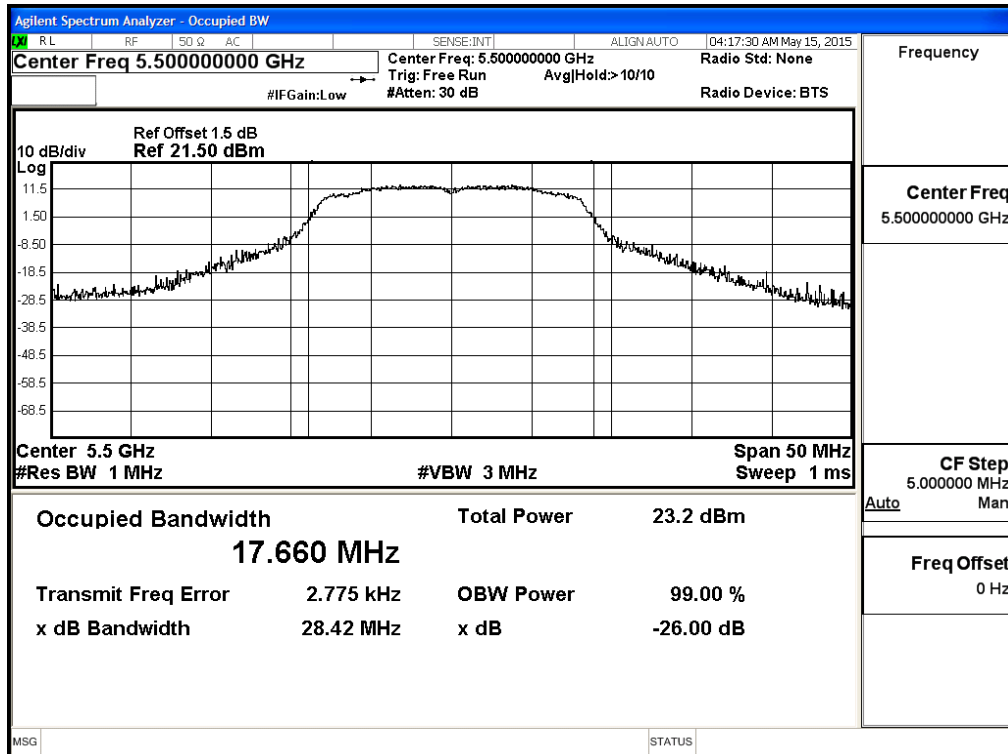




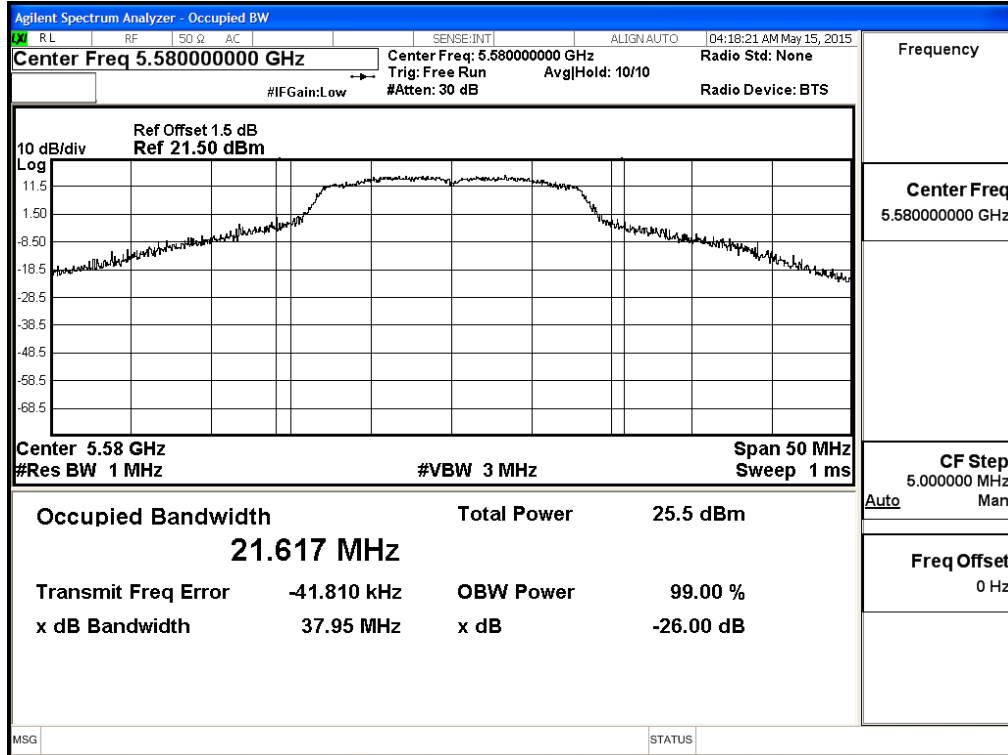
**Channel 64:**



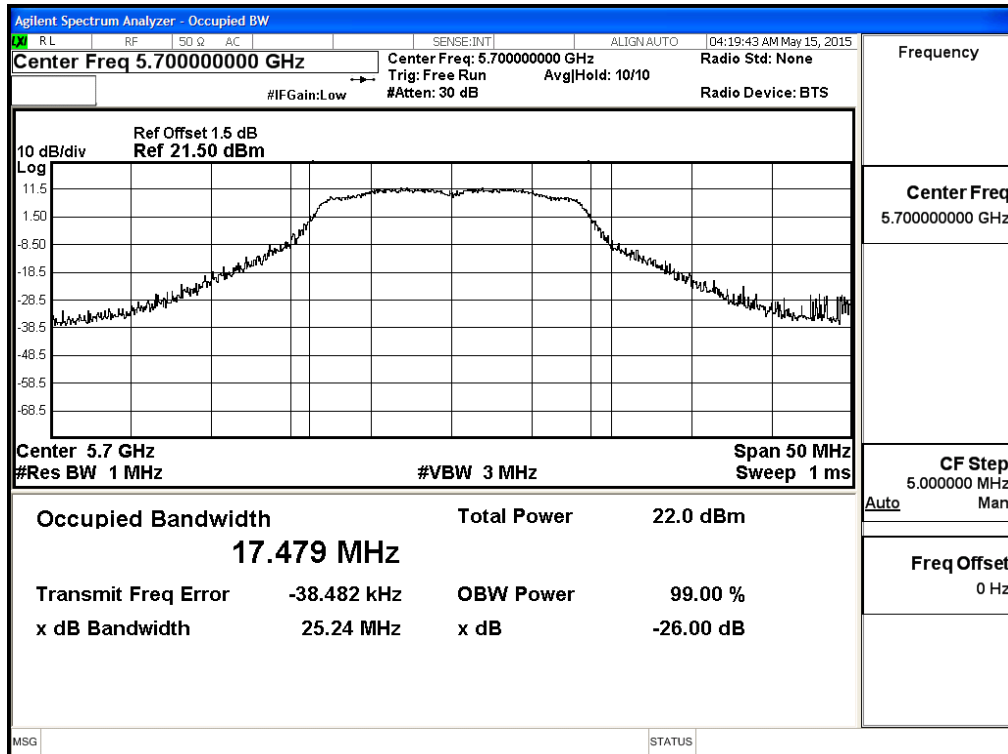
**Channel 100:**



**Channel 116:**



**Channel 140:**



Product : Intel® Dual Band Wireless-AC 8260  
 Test Item : Maximum conducted output power  
 Test Site : No.3 OATS  
 Test Mode : Mode 1 SISO A: Transmit (802.11n-20BW 7.2Mbps)

Cable loss=1dB		Maximum conducted output power								
Channel No.	Frequency (MHz)	Data Rate (Mbps)								Required Limit
		14.4	28.9	43.3	57.8	86.7	115.6	130	144.4	
		Measurement Level (dBm)								
36	5180	20.79	--	--	--	--	--	--	--	<24dBm
44	5220	21.26	21.15	21.03	20.94	20.86	20.74	20.63	20.55	<24dBm
48	5240	21.21	--	--	--	--	--	--	--	<24dBm
52	5260	21.12	--	--	--	--	--	--	--	<24dBm
60	5300	21.33	21.26	21.17	21.03	20.98	20.86	20.71	20.66	<24dBm
64	5320	19.34	--	--	--	--	--	--	--	<24dBm
100	5500	18.23	--	--	--	--	--	--	--	<24dBm
116	5580	21.26	21.14	21.03	20.98	20.88	20.76	20.63	20.54	<24dBm
140	5700	21.16	--	--	--	--	--	--	--	<24dBm

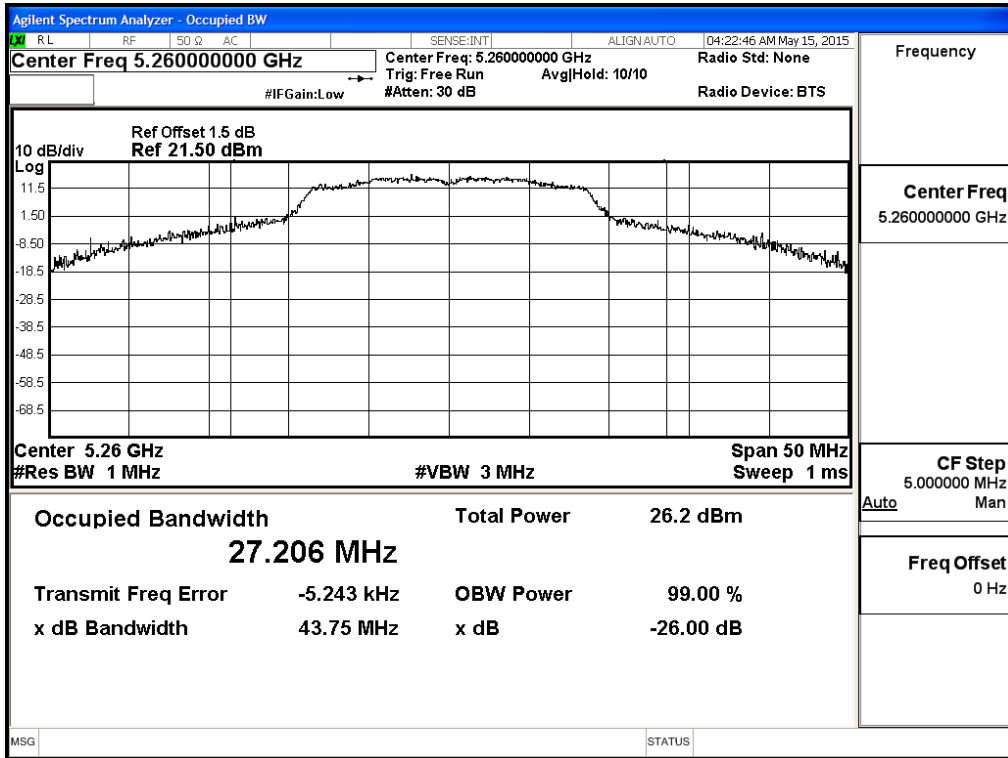
Note: Maximum conducted output power Value =Reading value on average power meter + cable loss

**Maximum conducted output power Measurement:**

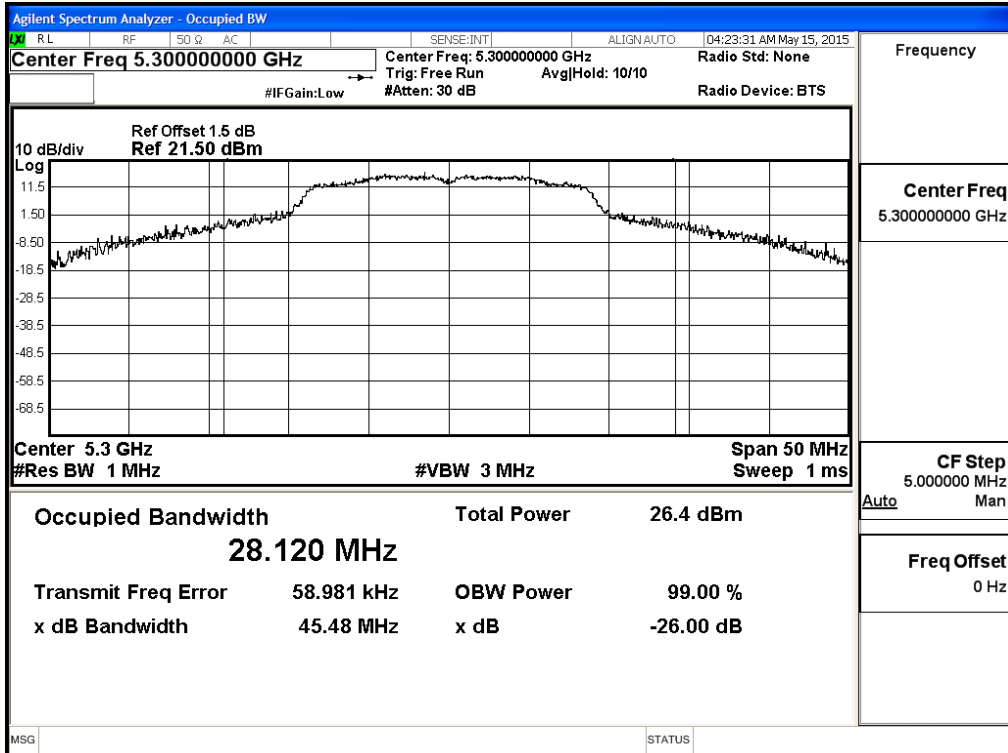
Channel No	Frequency Range (MHz)	99% Bandwidth (MHz)	Output Power (dBm)	Duty Factor (dB)	Total Output Power (dBm)	Output Power Limit	
						(dBm)	dBm+10log(BW)
36	5180	--	20.79	0.09	20.88	24	--
44	5220	--	21.26	0.09	21.35	24	--
48	5240	--	21.21	0.09	21.30	24	--
52	5260	25.960	21.12	0.09	21.21	24	25.14
60	5300	25.524	21.33	0.09	21.42	24	25.07
64	5320	20.425	19.34	0.09	19.43	24	24.10
100	5500	17.660	18.23	0.09	18.32	24	23.47
116	5580	21.617	21.26	0.09	21.35	24	24.35
140	5700	17.479	21.16	0.09	21.25	24	23.43

Note: Total Output Power Value = Output Power value + Duty Factor

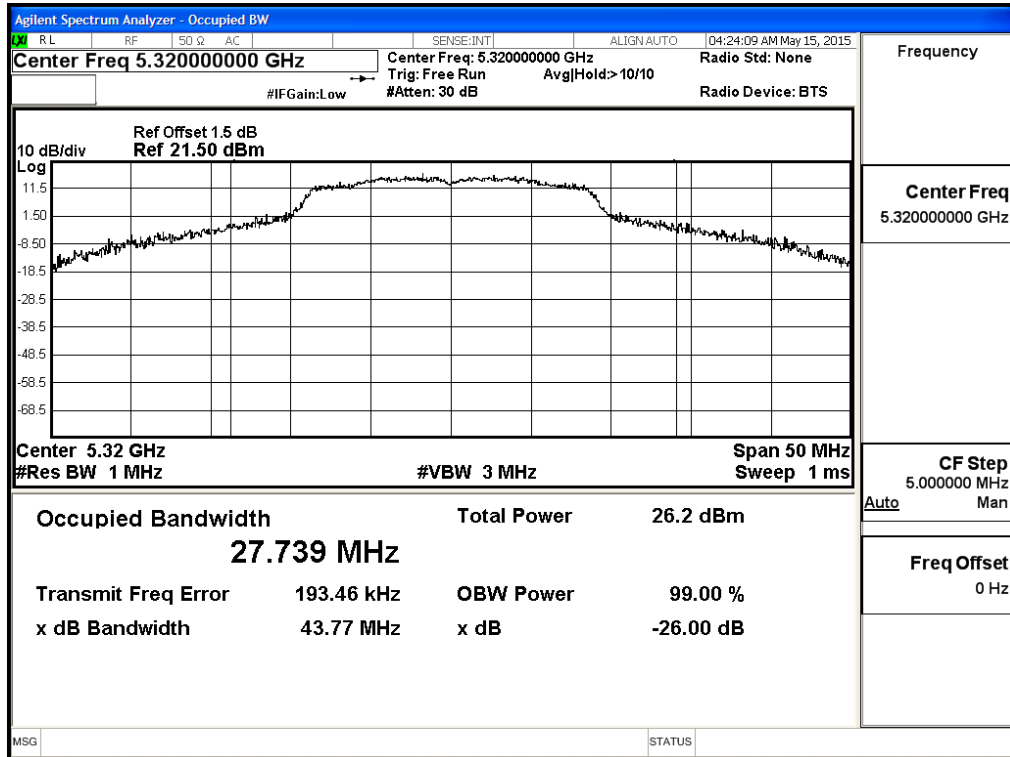
**99% Occupied Bandwidth:  
Channel 52**



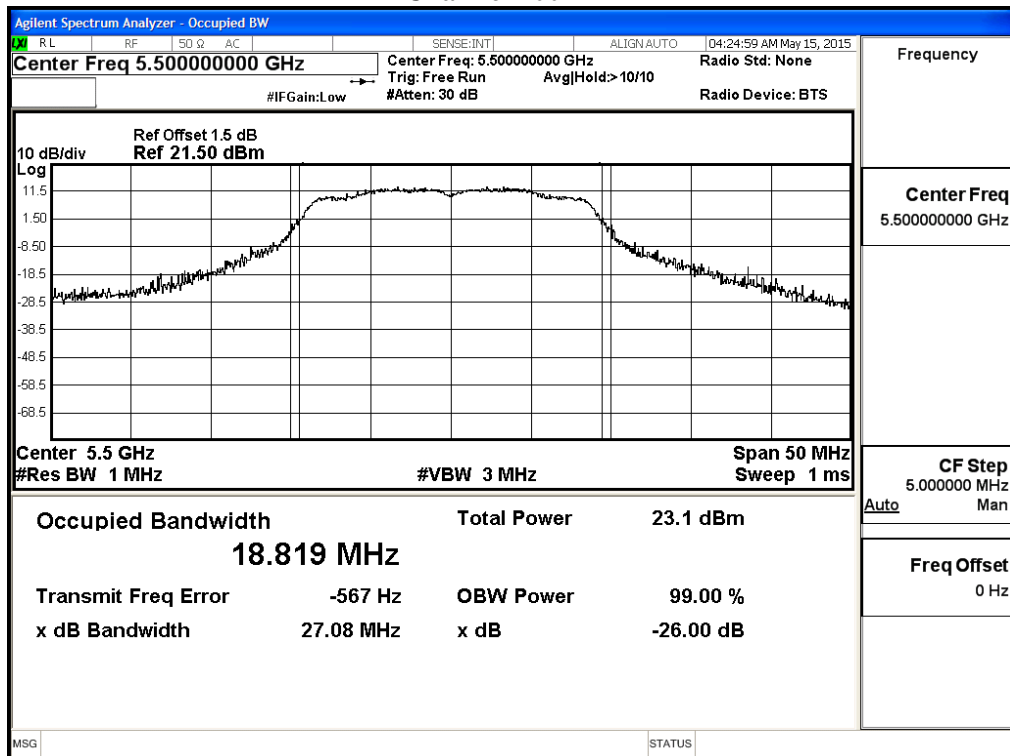
**Channel 60**



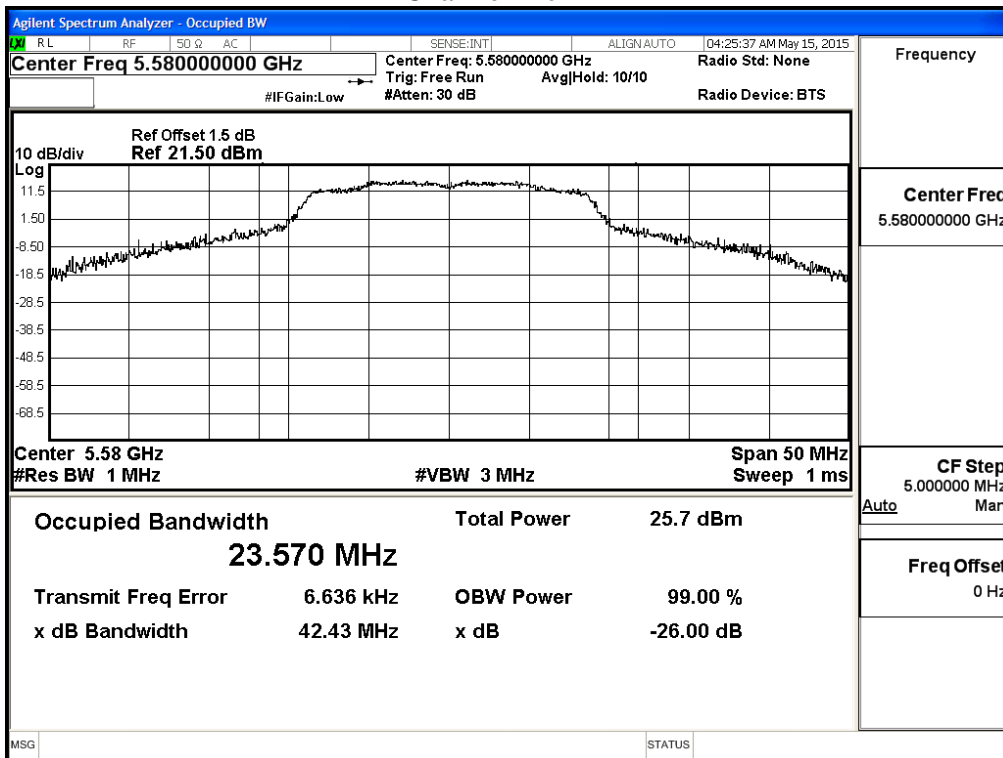
### Channel 64



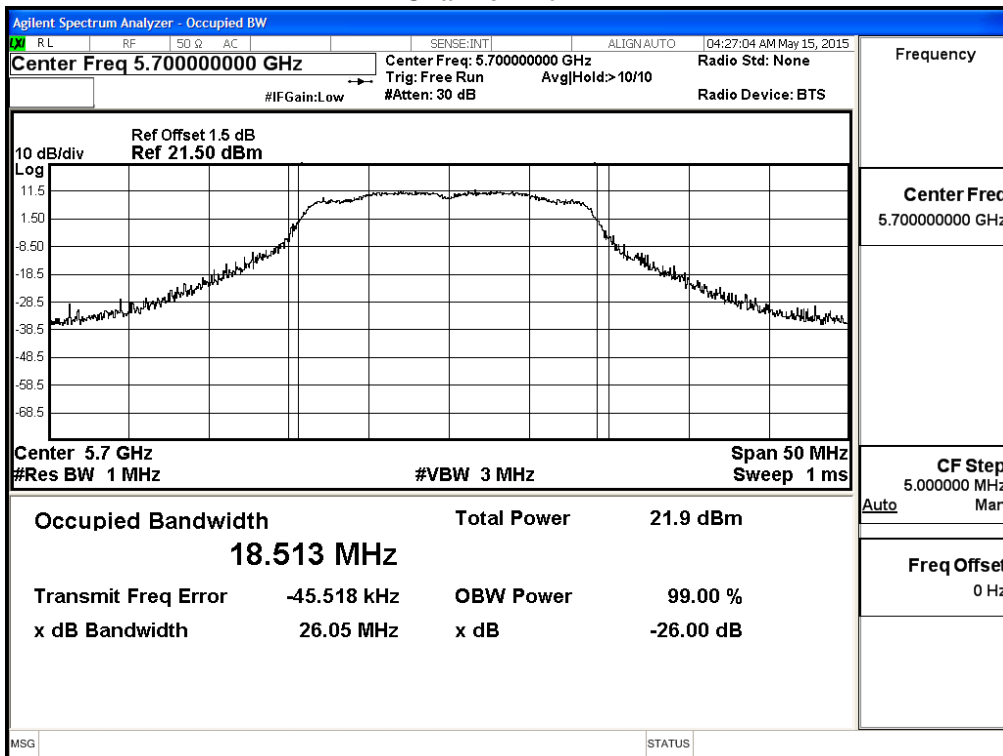
### Channel 100



### Channel 116



### Channel 140



Product : Intel® Dual Band Wireless-AC 8260  
 Test Item : Maximum conducted output power  
 Test Site : No.3 OATS  
 Test Mode : Mode 1 SISO A: Transmit (802.11n-40BW 15Mbps)

Cable loss=1dB		Maximum conducted output power								
Channel No.	Frequency (MHz)	Data Rate (Mbps)								Required Limit
		30	60	90	120	180	240	270	300	
		Measurement Level (dBm)								
38	5190	18.36	18.25	18.11	18.06	17.94	17.83	17.76	17.66	<24dBm
46	5230	21.13	--	--	--	--	--	--	--	<24dBm
54	5270	21.06	20.93	20.88	20.74	20.68	20.53	20.42	20.38	<24dBm
62	5310	15.73	--	--	--	--	--	--	--	<24dBm
102	5510	15.81	--	--	--	--	--	--	--	<24dBm
110	5550	21.31	21.26	21.17	21.05	20.93	20.84	20.76	20.65	<24dBm
134	5670	21.13	--	--	--	--	--	--	--	<24dBm

Note: Maximum conducted output power Value =Reading value on average power meter + cable loss

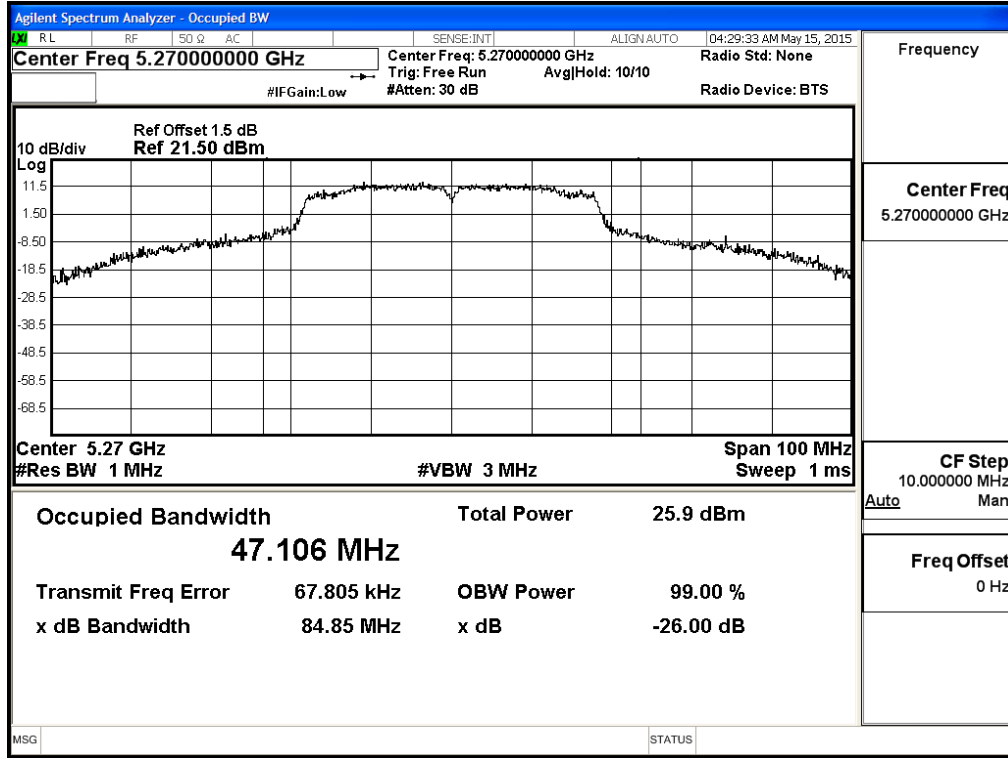
**Maximum conducted output power Measurement:**

Channel No	Frequency Range (MHz)	99% Bandwidth (MHz)	Output Power (dBm)	Duty Factor (dB)	Total Output Power (dBm)	Output Power Limit	
						(dBm)	dBm+10log(BW)
38	5190	--	18.36	0.15	18.51	24	--
46	5230	--	21.13	0.15	21.28	24	--
54	5270	47.106	21.06	0.15	21.21	24	27.73
62	5310	36.395	15.73	0.15	15.88	24	26.61
102	5510	36.325	15.81	0.15	15.96	24	26.60
110	5550	43.477	21.31	0.15	21.46	24	27.38
134	5670	36.690	21.13	0.15	21.28	24	26.65

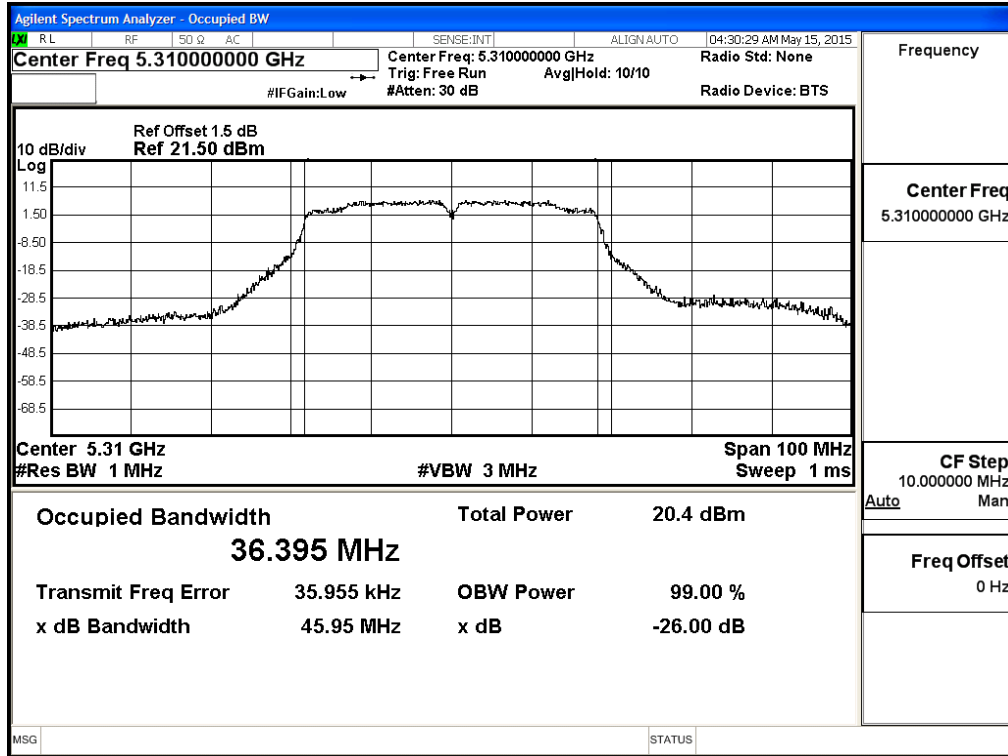
Note: Total Output Power Value = Output Power value + Duty Factor

**99% Occupied Bandwidth:**

**Channel 54**

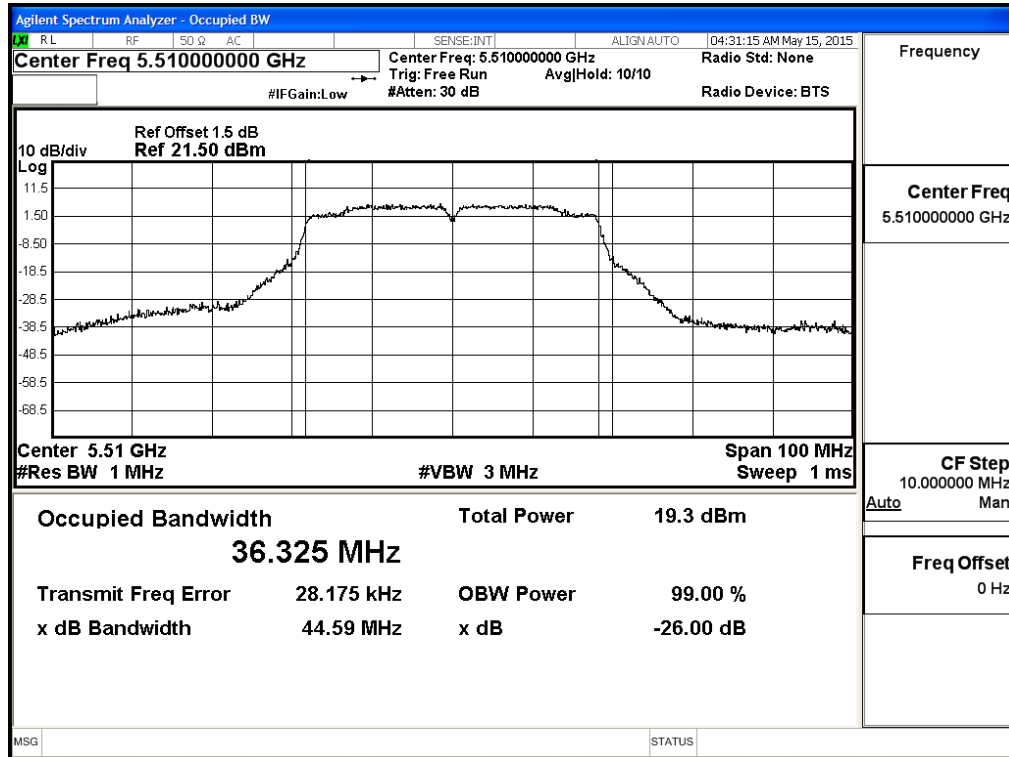


**Channel 62**

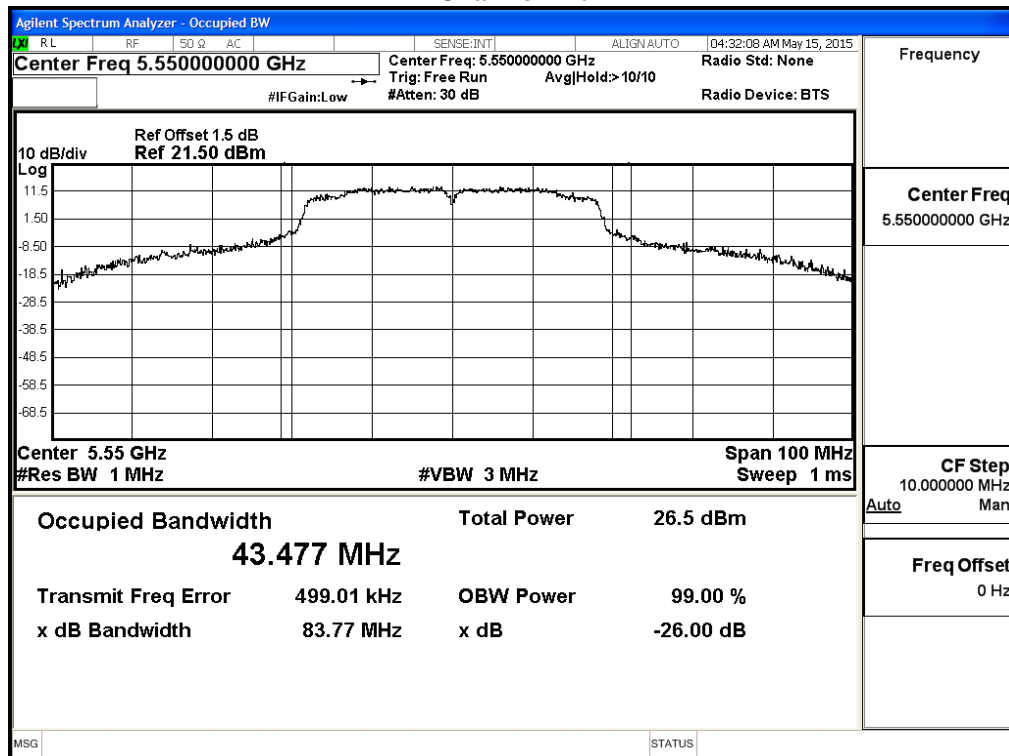




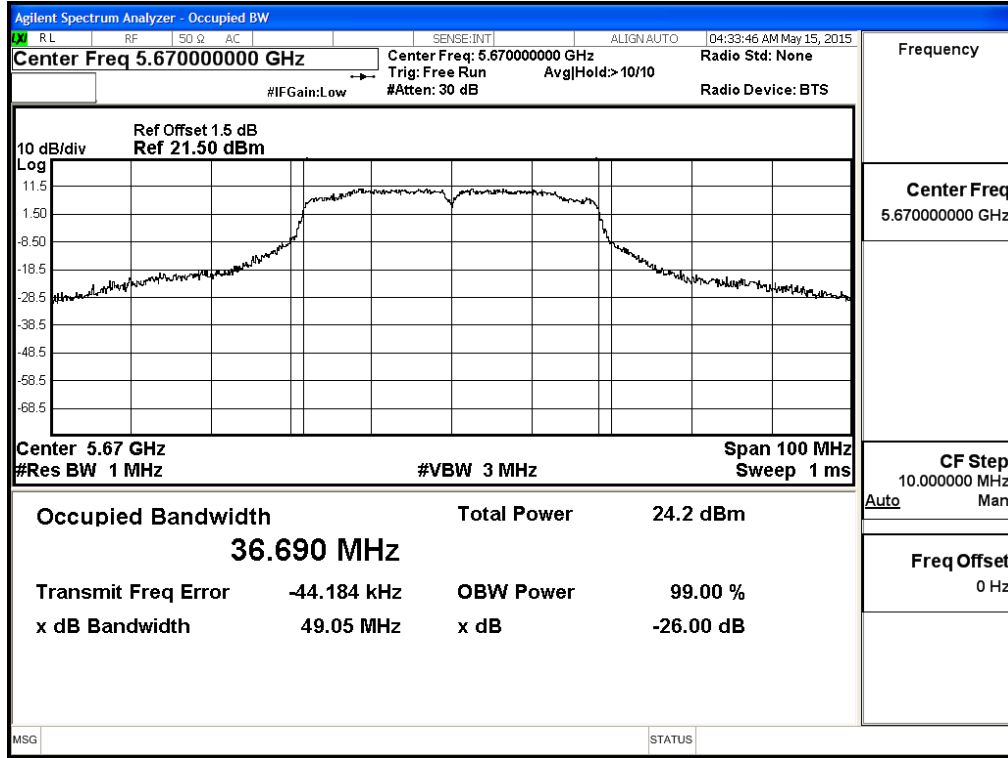
### Channel 102



### Channel 110



**Channel 134**



Product : Intel® Dual Band Wireless-AC 8260  
 Test Item : Maximum conducted output power  
 Test Site : No.3 OATS  
 Test Mode : Mode 1 SISO A: Transmit (802.11ac-20BW-7.2Mbps)

Cable loss=1dB		Maximum conducted output power									
Channel No.	Frequency (MHz)	Data Rate (Mbps)									Required Limit
		VTH0	VTH1	VTH2	VTH3	VTH4	VTH5	VTH6	VTH7	VTH8	
		Measurement Level (dBm)									
144 (Band3)	5720	21.23	17.95	17.83	17.76	17.53	17.48	17.34	17.22	17.16	<24dBm
144 (Band4)	5720	5.71	5.66	5.60	5.55	5.49	5.44	5.38	5.33	5.27	<30dBm

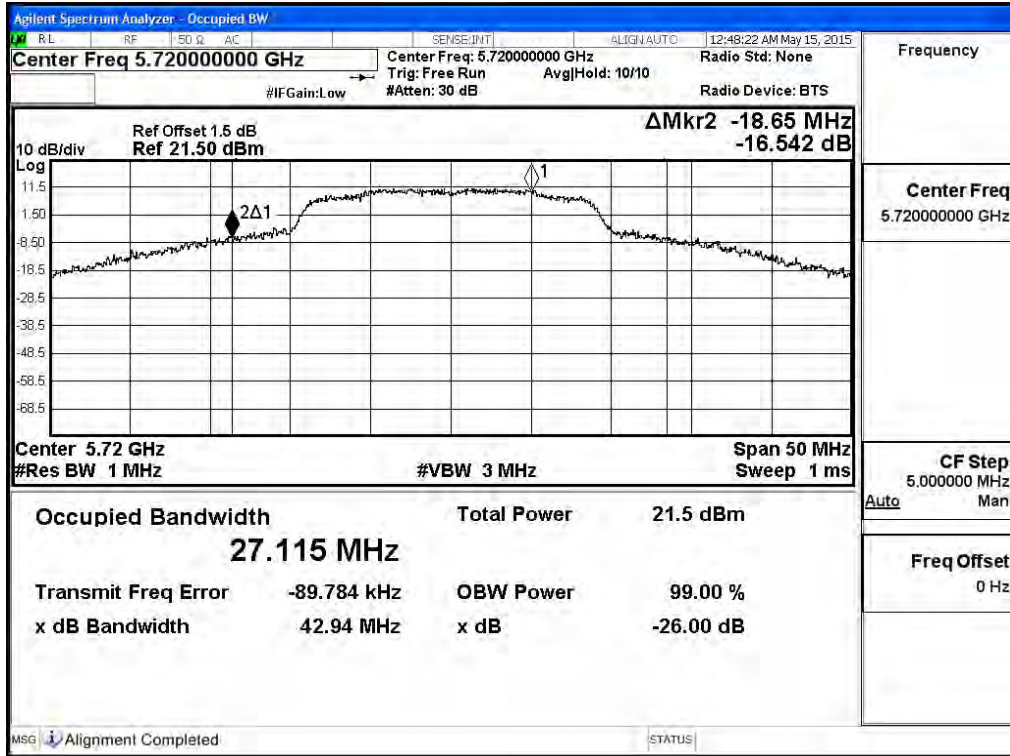
Note: Maximum conducted output power Value =Reading value on average power meter + cable loss

**Maximum conducted output power Measurement:**

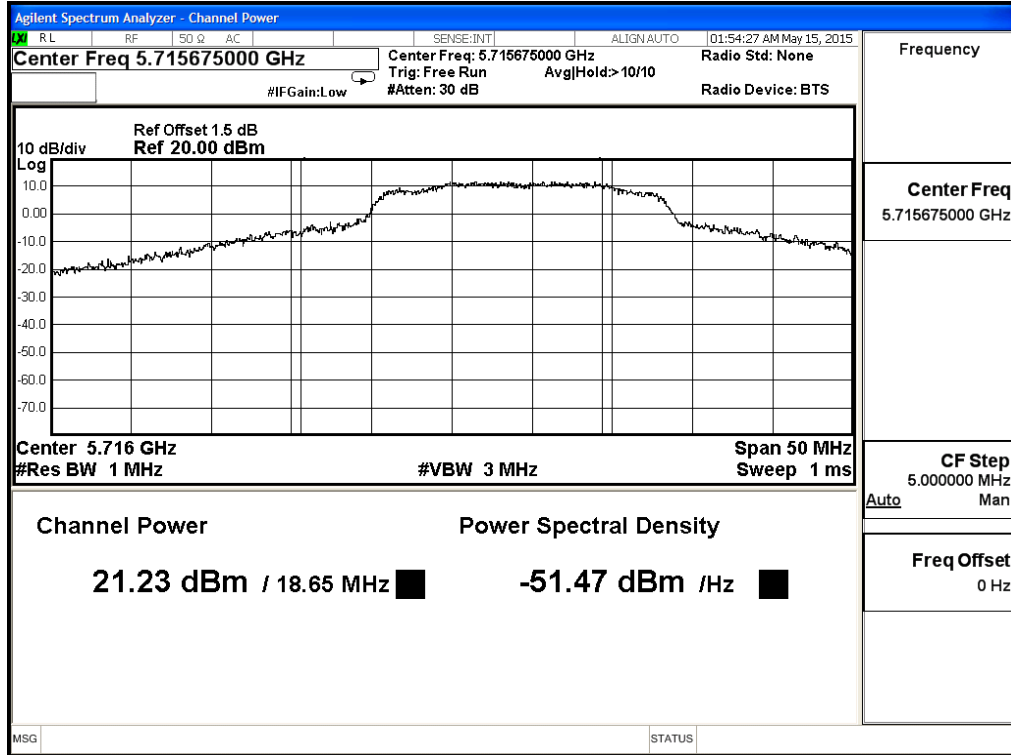
Channel No	Frequency Range (MHz)	99% Bandwidth (MHz)	Output Power (dBm)	Duty Factor (dB)	Total Output Power (dBm)	Output Power Limit	
						(dBm)	dBm+10log(BW)
144(Band3)	5720	18.650	21.23	0.09	21.32	24	23.71
144(Band4)	5720	8.465	5.71	0.09	5.80	30	20.28

Note: Total Output Power Value = Output Power value + Duty Factor

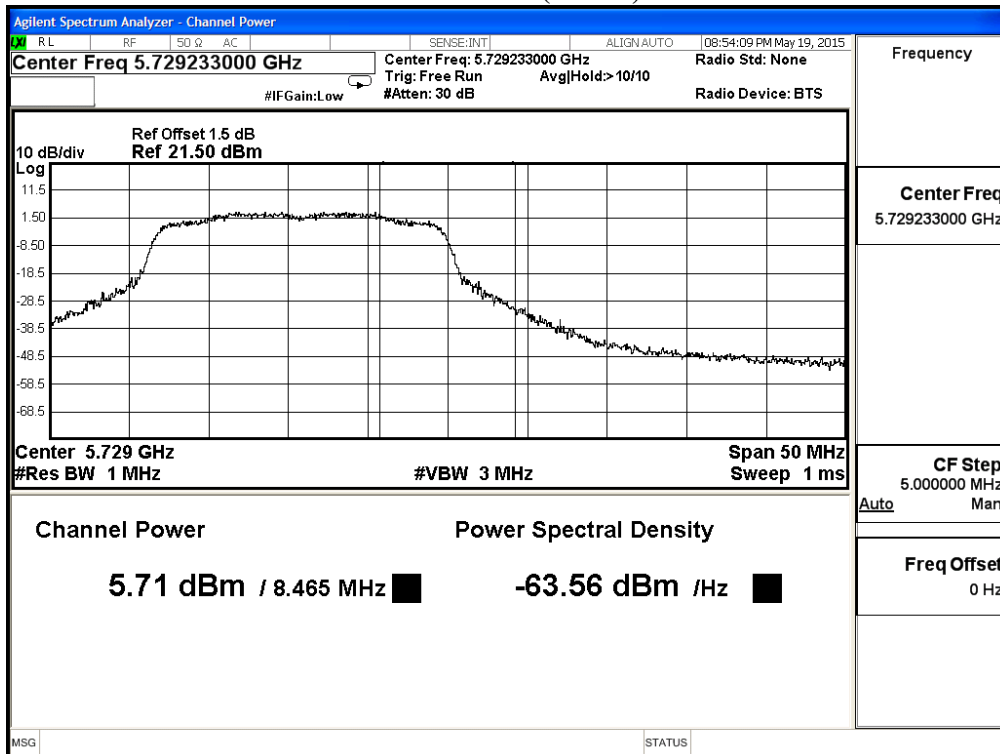
**99% Occupied Bandwidth:  
Channel 144**



**Maximum conducted output power:  
Channel 144 (Band3)**



**Channel 144 (Band4)**



Product : Intel® Dual Band Wireless-AC 8260  
 Test Item : Maximum conducted output power  
 Test Site : No.3 OATS  
 Test Mode : Mode 1 SISO A: Transmit (802.11ac-40BW-15Mbps)

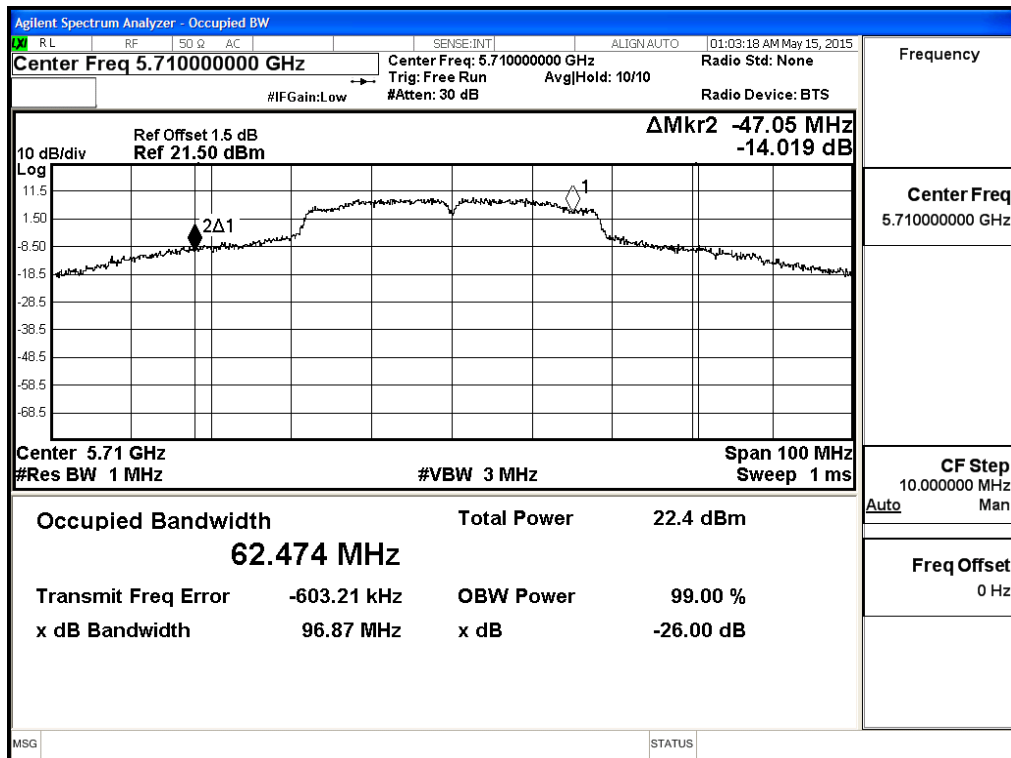
Cable loss=1dB		Maximum conducted output power										
Channel No	Frequency (MHz)	Data Rate (Mbps)										Required Limit
		VTH0	VTH1	VTH2	VTH3	VTH4	VTH5	VTH6	VTH7	VTH8	VTH9	
142F(Band3)	5710	21.64	18.84	18.69	18.53	18.41	18.37	18.14	18.06	17.93	17.84	<24dBm
142F(Band4)	5710	2.00	1.94	1.88	1.82	1.76	1.70	1.64	1.58	1.52	2.00	<30dBm

Note: Maximum conducted output power Value =Reading value on average power meter + cable loss

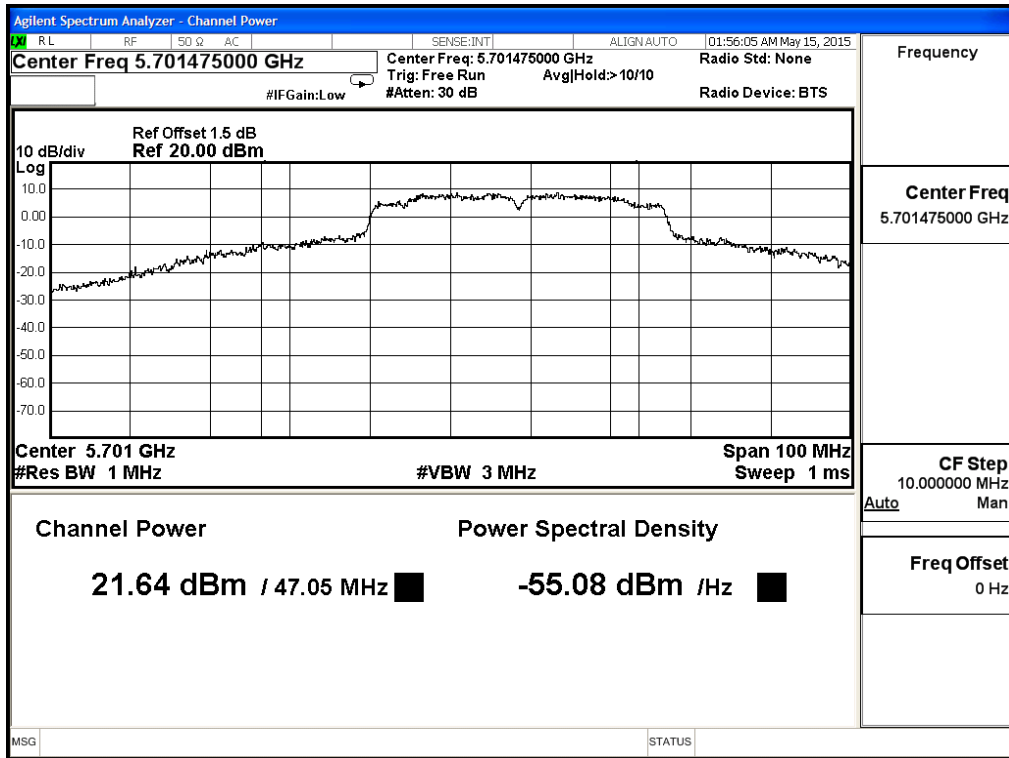
Channel No	Frequency Range (MHz)	99% Bandwidth (MHz)	Output Power (dBm)	Duty Factor (dB)	Total Output Power (dBm)	Output Power Limit	
						(dBm)	dBm+10log(BW)
142F(Band3)	5710	47.050	21.64	0.15	21.79	24	27.73
142F(Band4)	5710	15.424	2.00	0.15	2.15	30	22.88

Note: Total Output Power Value = Output Power value + Duty Factor

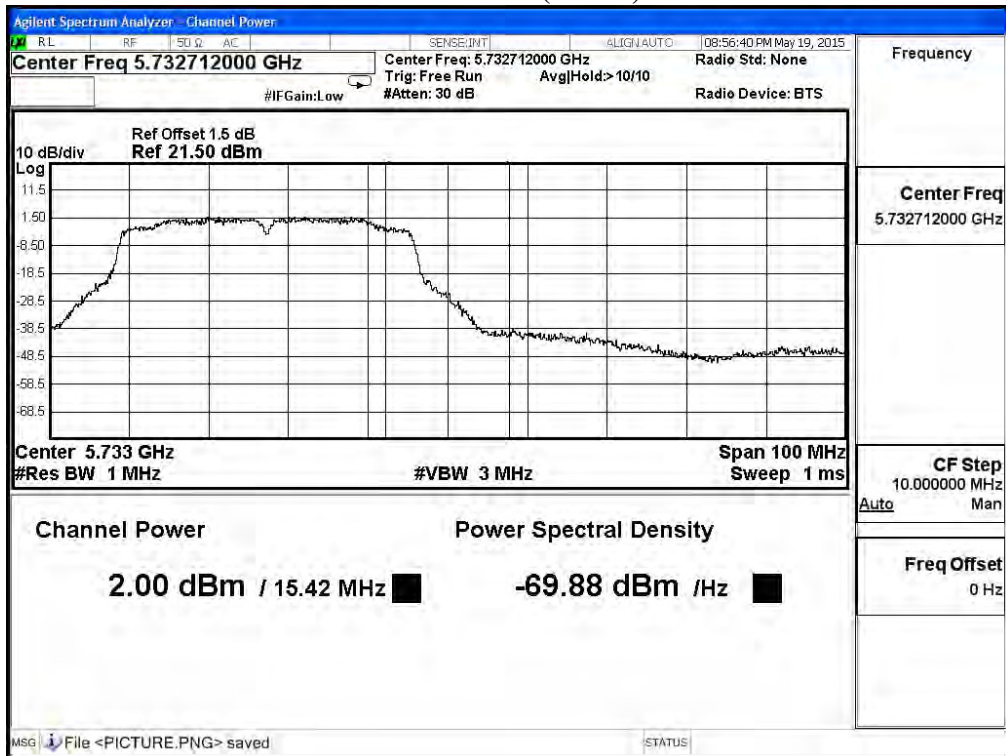
**99% Occupied Bandwidth:  
Channel 142**



**Maximum conducted output power:  
Channel 142 (Band3)**



**Channel 142 (Band4)**





Product : Intel® Dual Band Wireless-AC 8260  
 Test Item : Maximum conducted output power  
 Test Site : No.3 OATS  
 Test Mode : Mode 1 SISO A: Transmit (802.11ac-80BW-32.5Mbps)

Cable loss=1dB		Maximum conducted output power										
Channel No	Frequency (MHz)	Data Rate (Mbps)										Required Limit
		VTH0	VTH1	VTH2	VTH3	VTH4	VTH5	VTH6	VTH7	VTH8	VTH9	
42	5210	16.74	16.21	16.17	16.01	15.92	15.79	15.63	15.52	15.44	15.34	<24dBm
58	5290	15.94	15.88	15.82	15.76	15.70	15.64	15.58	15.52	15.46	15.40	<24dBm
106	5530	14.99	14.87	14.75	14.63	14.51	14.39	14.27	14.15	14.03	13.91	<24dBm
122ac80	5610	16.19	16.13	16.07	16.01	15.95	15.89	15.83	15.77	15.71	15.65	<24dBm
138(Band3)	5690	21.27	21.11	20.95	20.79	20.63	20.47	20.31	20.15	19.99	19.83	<24dBm
138(Band4)	5690	-2.28	-1.95	-1.88	-1.64	-1.44	-1.24	-1.04	-0.84	-0.64	-0.44	<30dBm

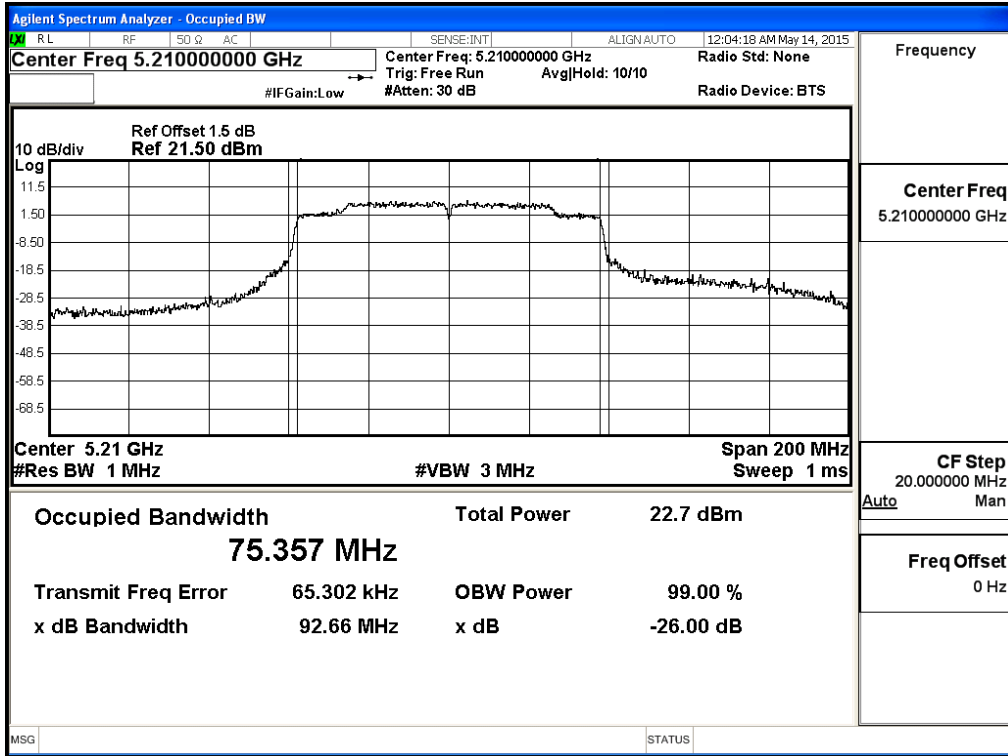
Note: Maximum conducted output power Value =Reading value on average power meter + cable loss

**Maximum conducted output power Measurement:**

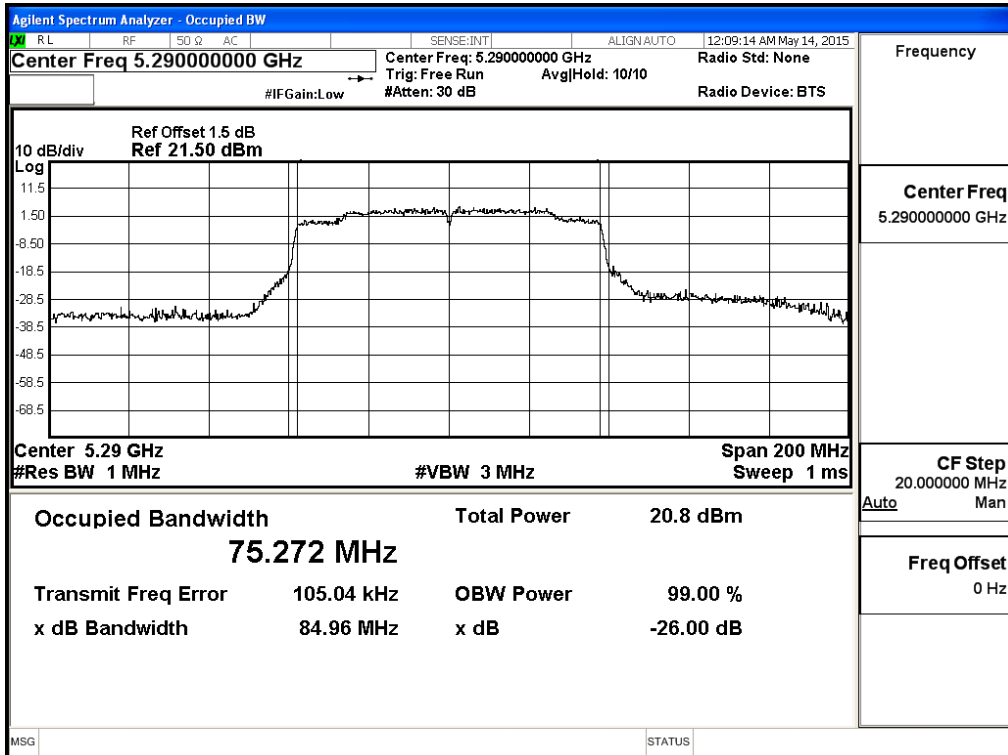
Channel No	Frequency Range (MHz)	99% Bandwidth (MHz)	Output Power (dBm)	Duty Factor (dB)	Total Output Power (dBm)	Output Power Limit	
						(dBm)	dBm+10log(BW)
42	5210	75.357	16.74	0.31	17.05	24	--
58	5290	75.272	15.94	0.31	16.25	24	29.77
106	5530	75.249	14.99	0.31	15.30	24	29.77
122	5610	75.121	16.19	0.31	16.50	24	29.76
138(Band3)	5690	82.650	21.27	0.31	21.58	24	30.17
138(Band4)	5690	9.358	-2.28	0.31	-1.97	30	26.71

Note: Total Output Power Value = Output Power value + Duty Factor

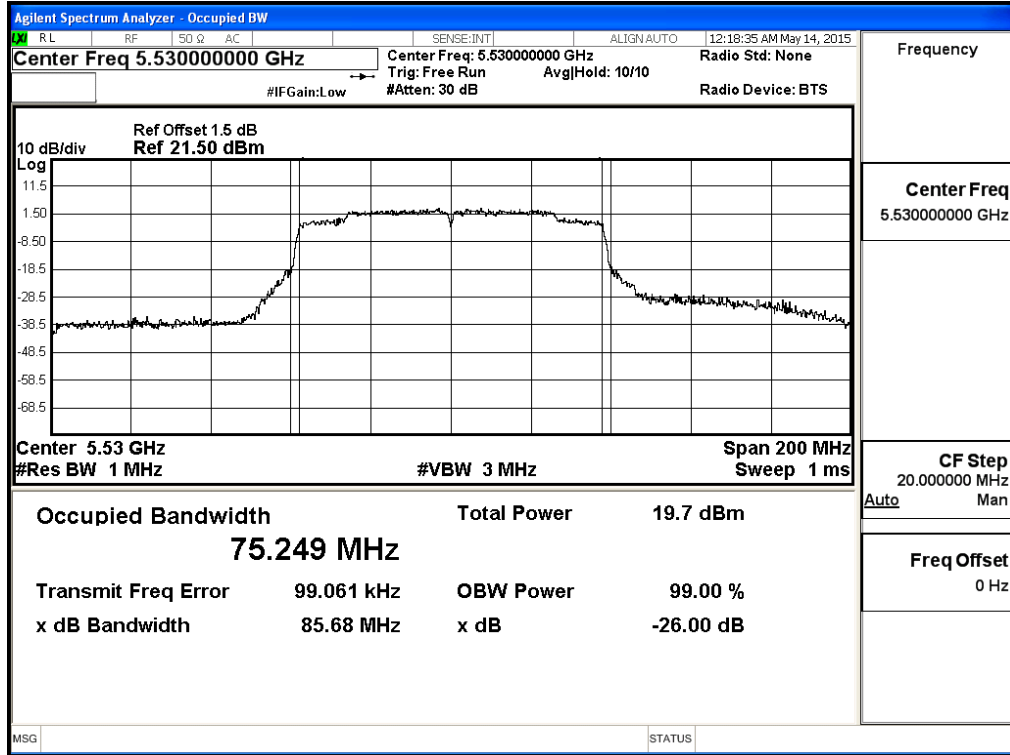
**99% Occupied Bandwidth:  
Channel 42**



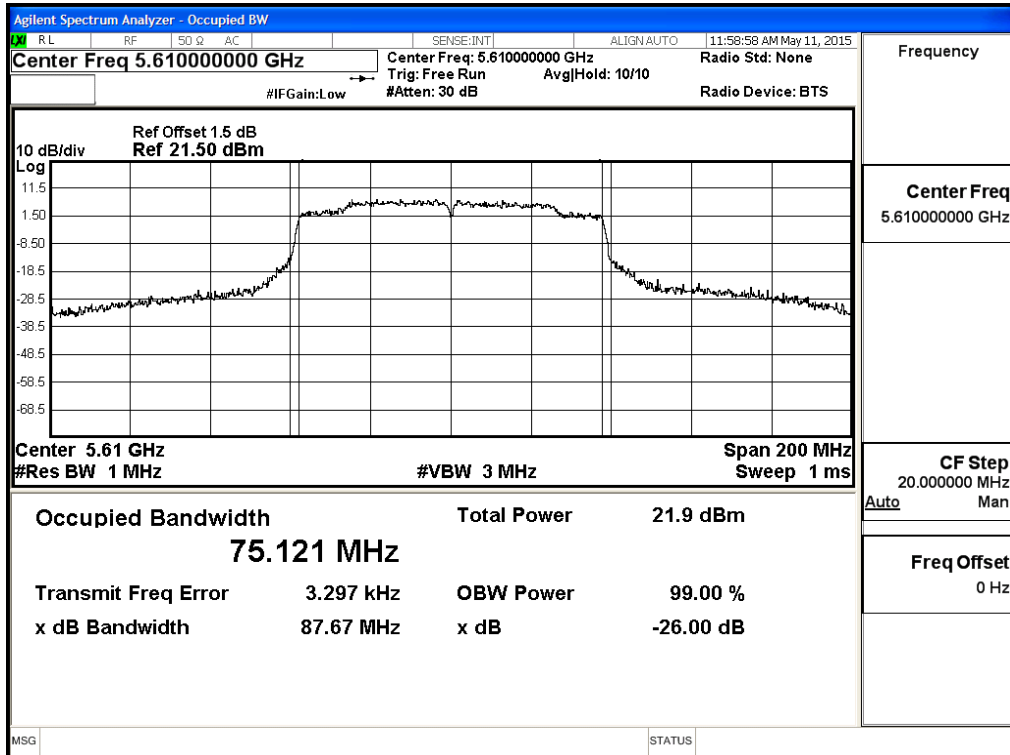
**Channel 58**



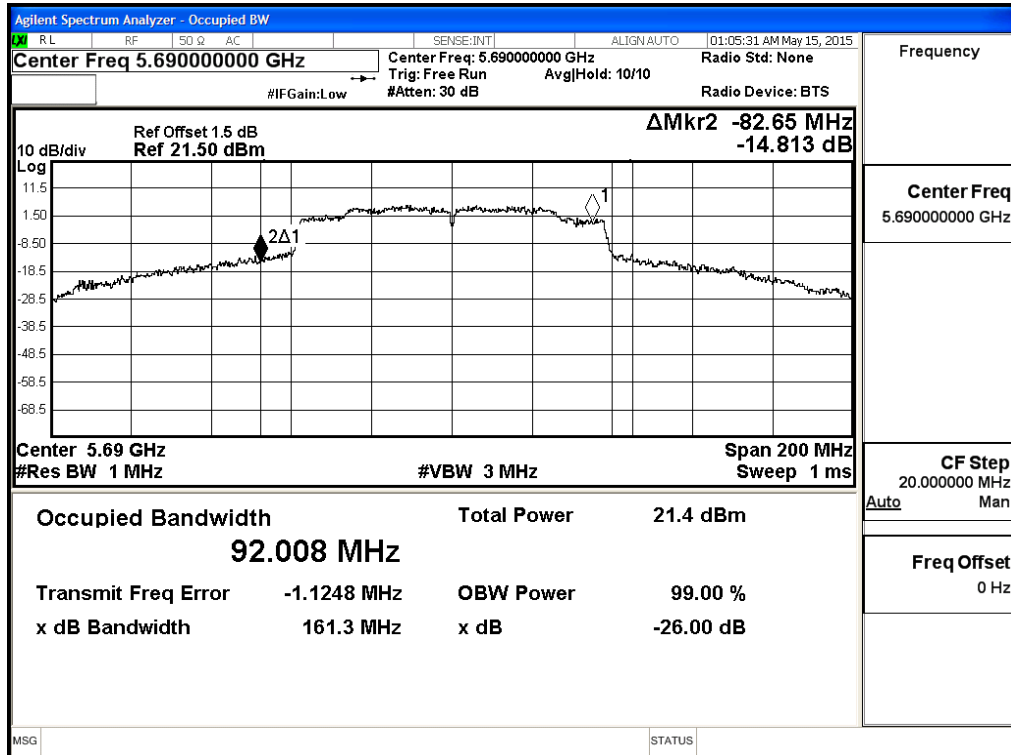
**Channel 106**



**Channel 122**

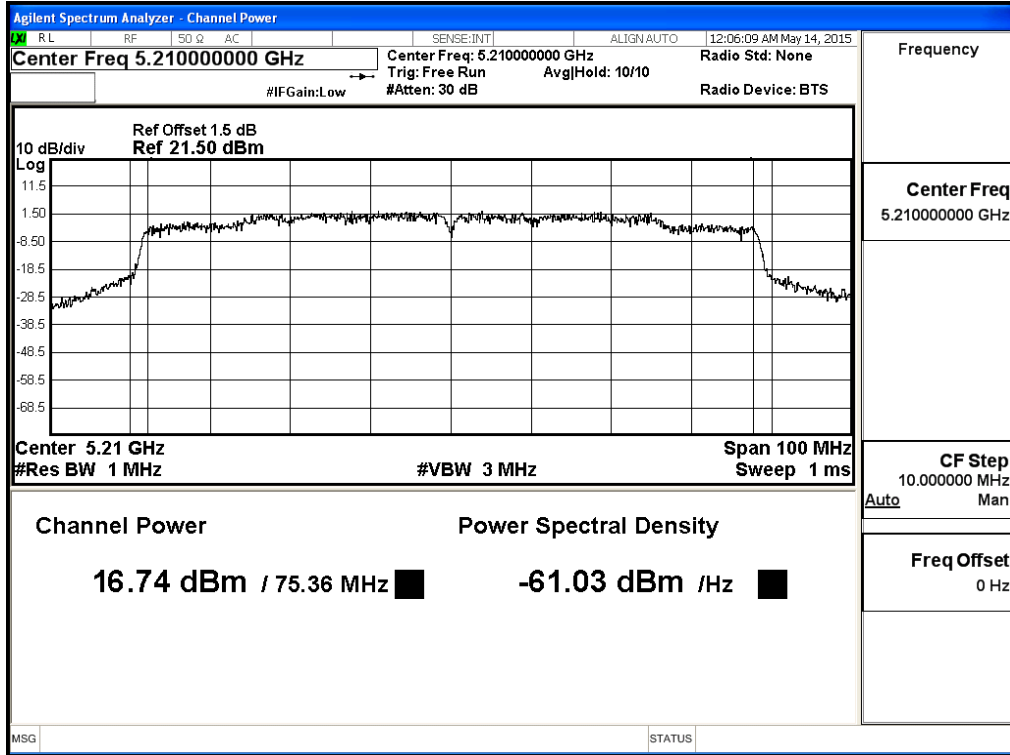


### Channel 138



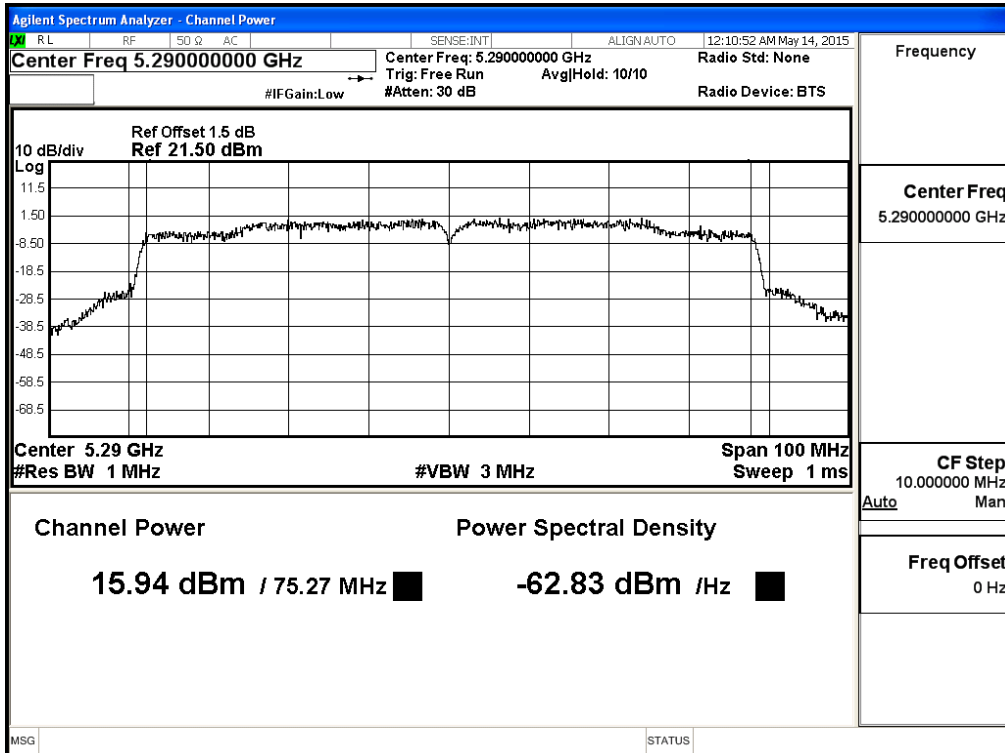
**Maximum conducted output power:**

**Channel 42**



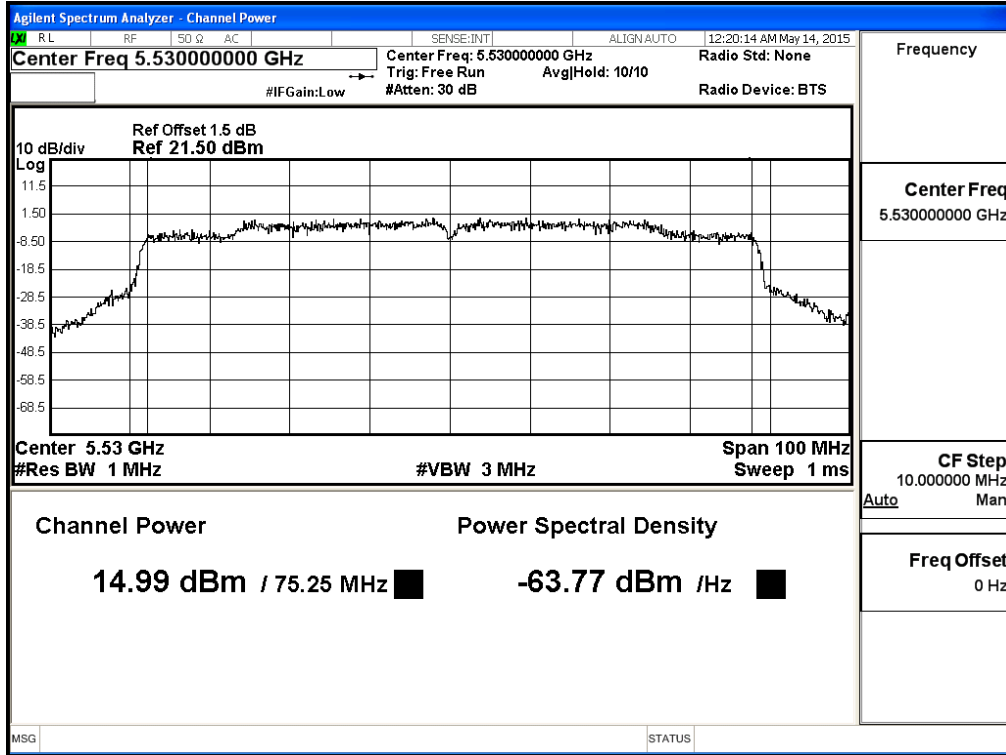
**Maximum conducted output power:**

**Channel 58**



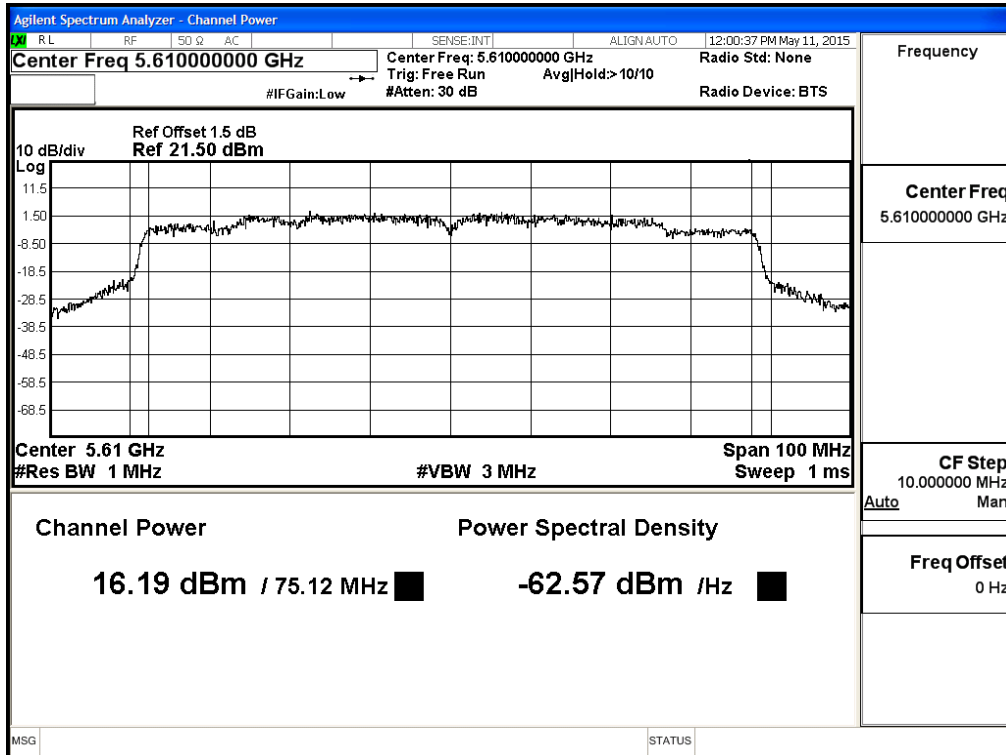
**Maximum conducted output power:**

**Channel 106**

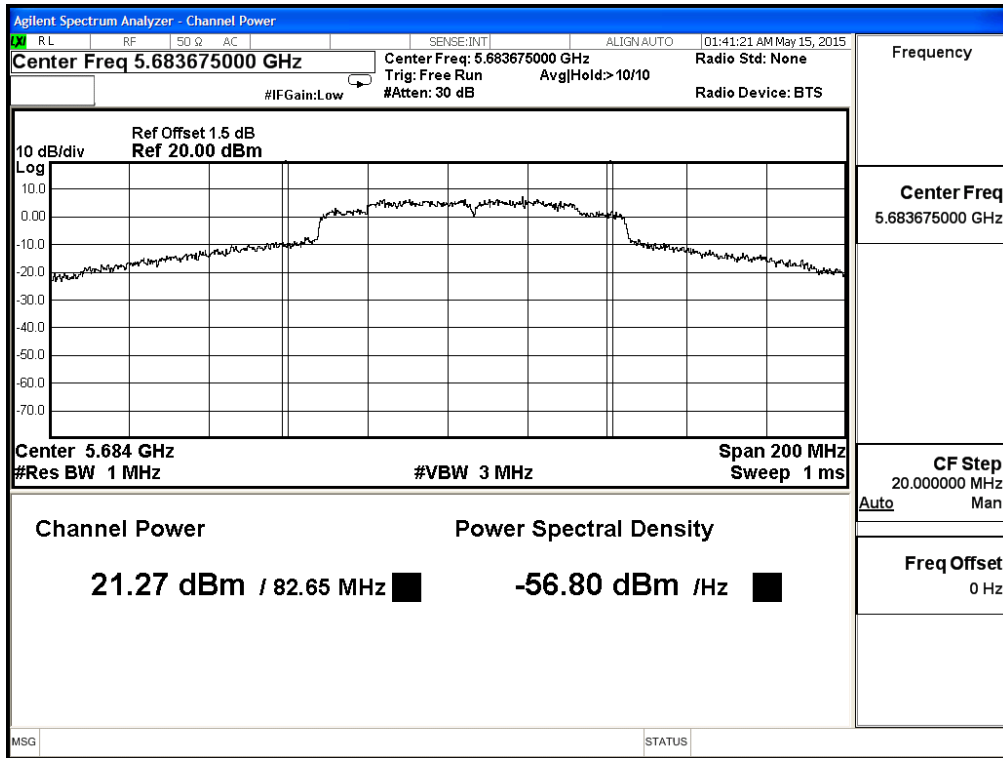


**Maximum conducted output power:**

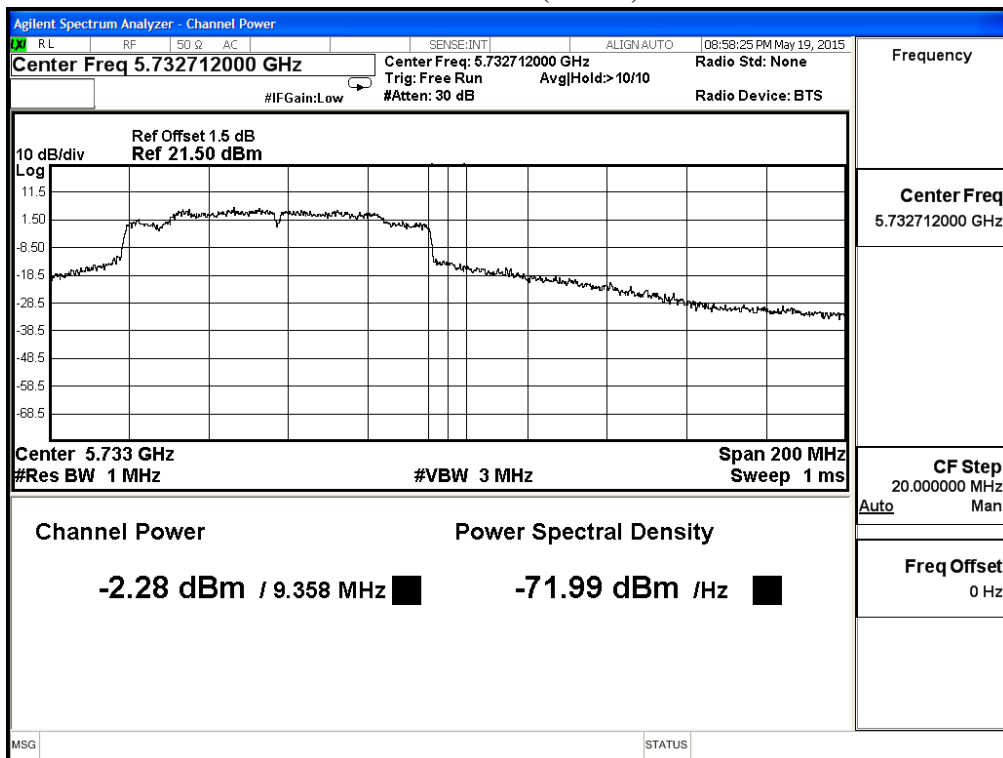
**Channel 122**



**Maximum conducted output power:  
Channel 138 (Band3)**



**Maximum conducted output power:  
Channel 138 (Band4)**



Product : Intel® Dual Band Wireless-AC 8260  
 Test Item : Maximum conducted output power  
 Test Site : No.3 OATS  
 Test Mode : Mode 2 SISO B: Transmit (802.11a-6Mbps)

Cable loss=1dB		Maximum conducted output power								
Channel No.	Frequency (MHz)	Data Rate (Mbps)								Required Limit
		6	9	12	18	24	36	48	54	
		Measurement Level (dBm)								
36	5180	18.56	--	--	--	--	--	--	--	<24dBm
44	5220	21.31	21.26	21.18	21.05	20.93	20.85	20.74	20.66	<24dBm
48	5240	21.29	--	--	--	--	--	--	--	<24dBm
52	5260	21.22	--	--	--	--	--	--	--	<24dBm
60	5300	21.33	21.25	21.17	21.03	20.93	20.84	20.76	20.63	<24dBm
64	5320	17.56	--	--	--	--	--	--	--	<24dBm
100	5500	18.56	--	--	--	--	--	--	--	<24dBm
116	5580	21.15	21.07	20.94	20.86	20.74	20.65	20.53	20.44	<24dBm
140	5700	21.18	--	--	--	--	--	--	--	<24dBm

Note: Maximum conducted output power Value =Reading value on average power meter + cable loss

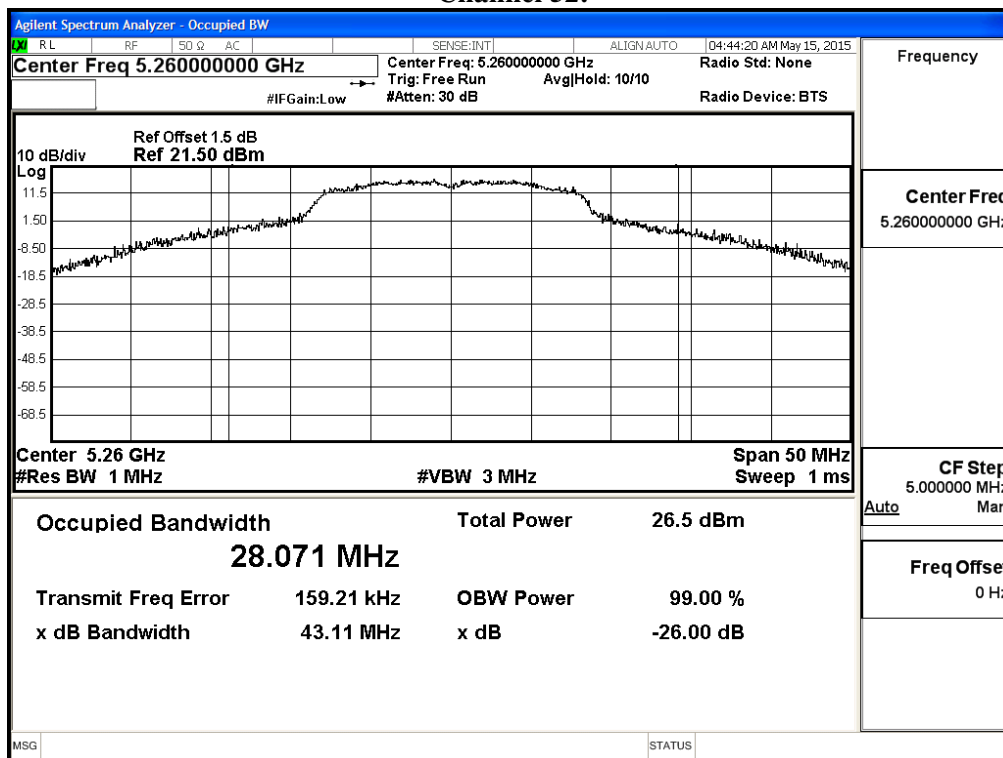
**Maximum conducted output power Measurement:**

Channel No	Frequency Range (MHz)	99% Bandwidth (MHz)	Output Power (dBm)	Duty Factor (dB)	Total Output Power (dBm)	Output Power Limit	
						(dBm)	dBm+10log(BW)
36	5180	--	18.56	0.08	18.64	24	--
44	5220	--	21.31	0.08	21.39	24	--
48	5240	--	21.29	0.08	21.37	24	--
52	5260	28.071	21.22	0.08	21.30	24	25.48
60	5300	27.481	21.33	0.08	21.41	24	25.39
64	5320	17.721	17.56	0.08	17.64	24	23.48
100	5500	17.724	18.56	0.08	18.64	24	23.49
116	5580	23.366	21.15	0.08	21.23	24	24.69
140	5700	18.328	21.18	0.08	21.26	24	23.63

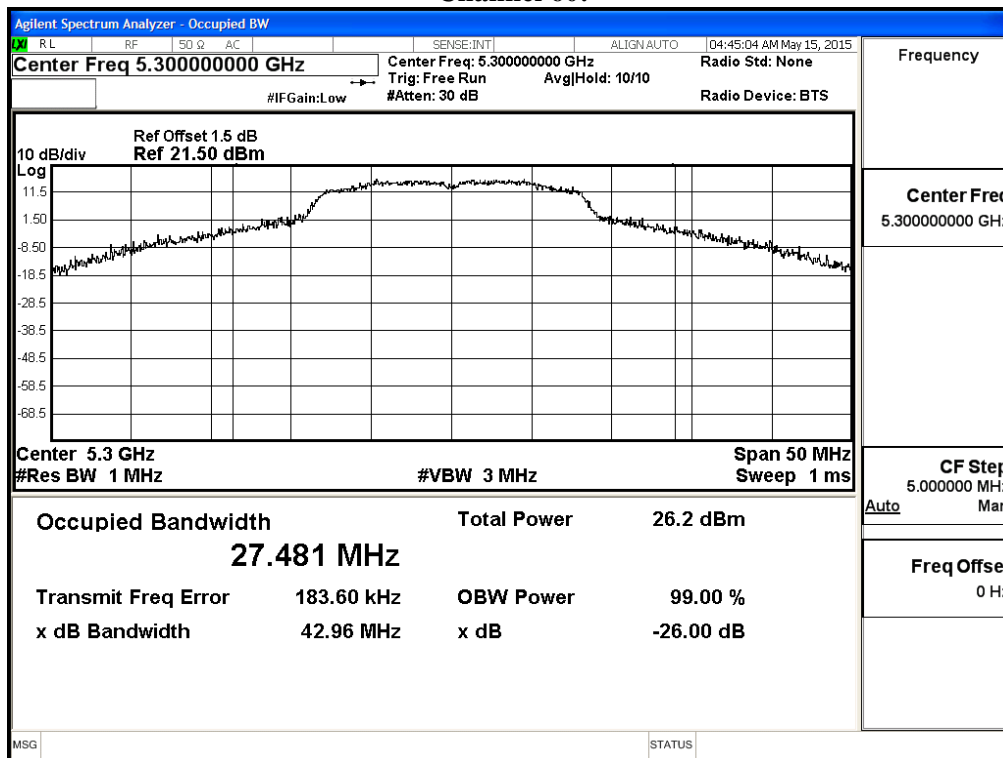
Note: Total Output Power Value = Output Power value + Duty Factor



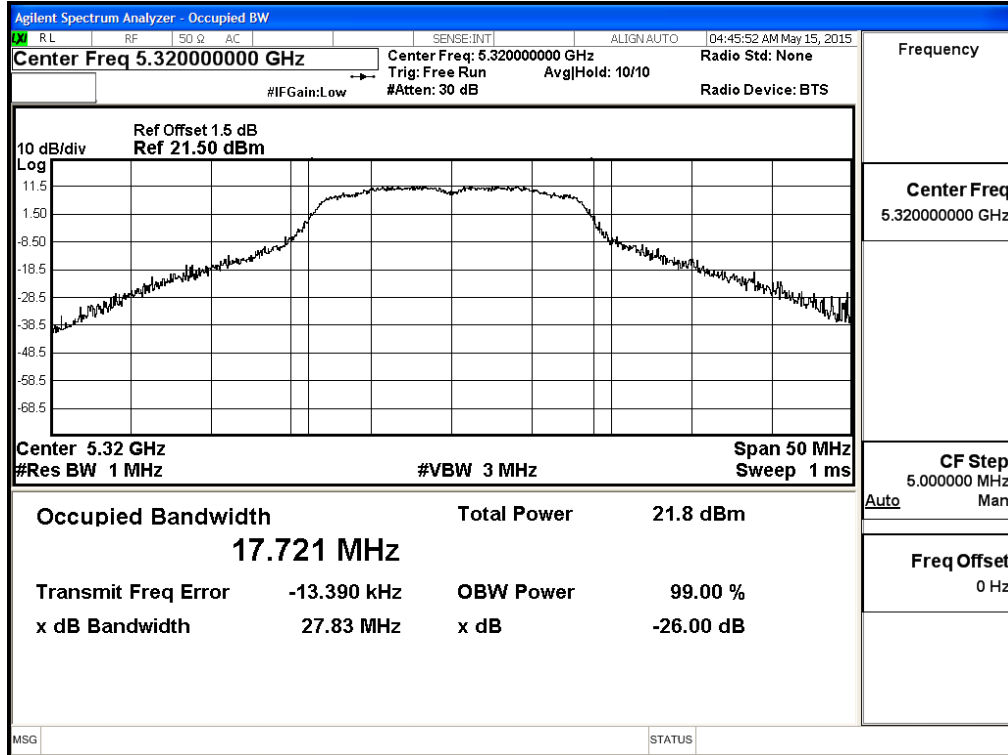
**99% Occupied Bandwidth:  
Channel 52:**



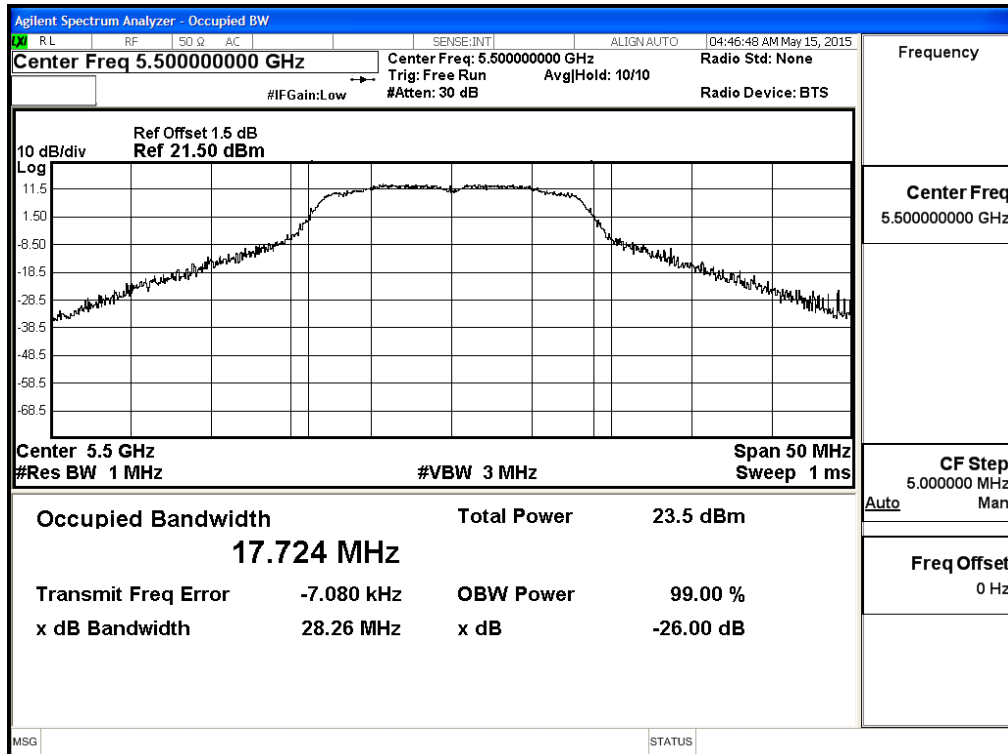
**Channel 60:**



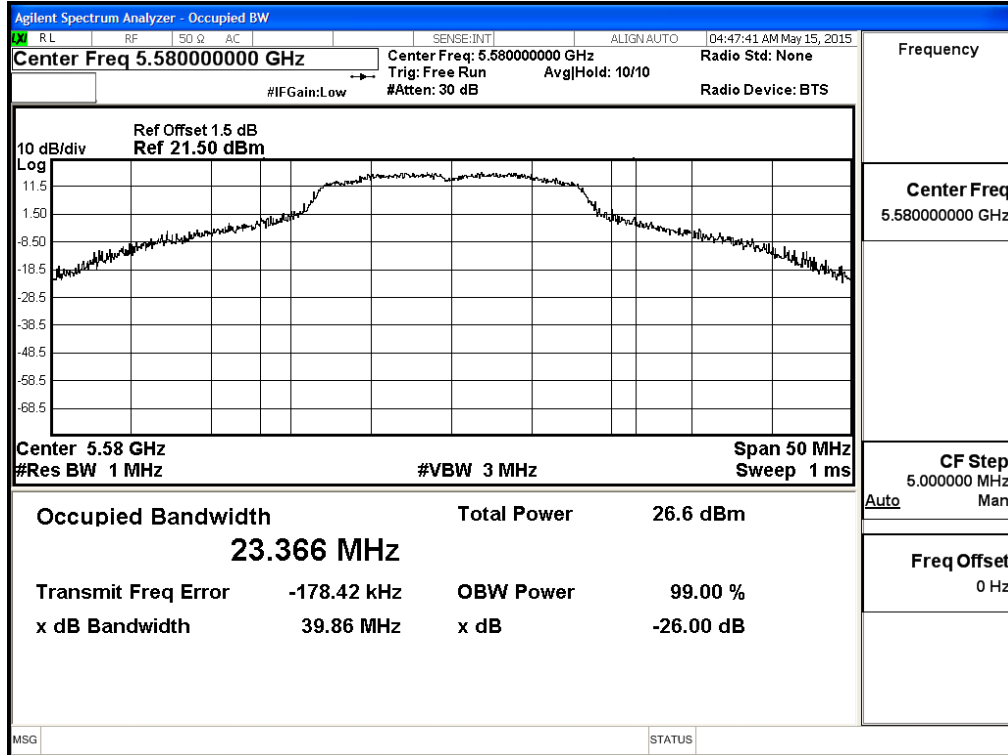
**Channel 64:**



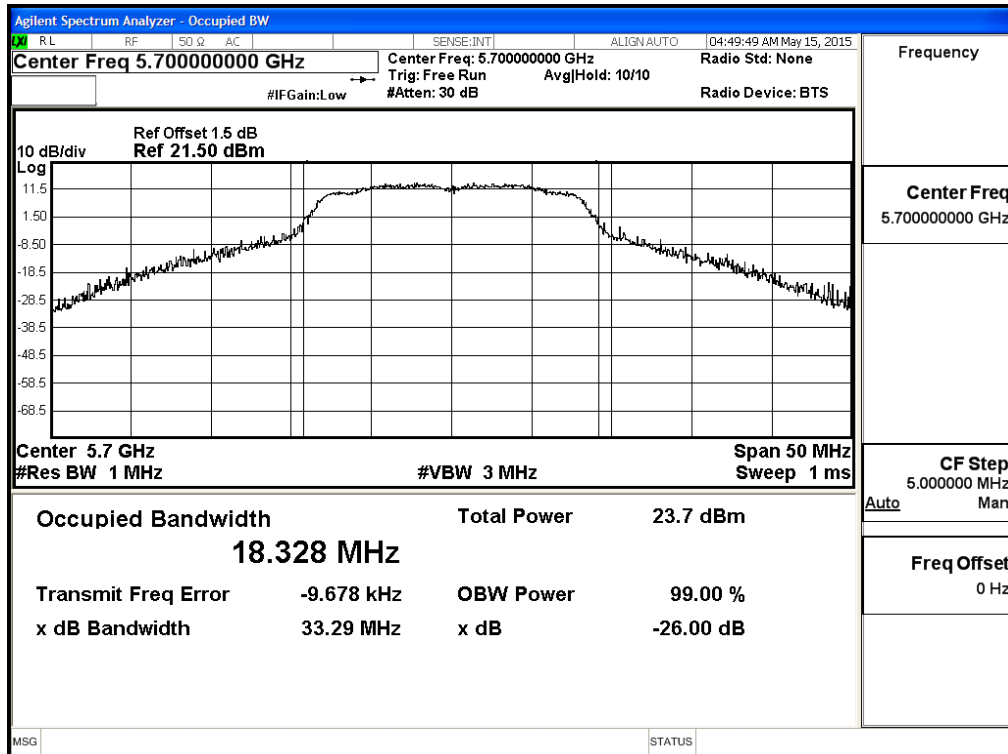
**Channel 100:**



**Channel 116:**



**Channel 140:**



Product : Intel® Dual Band Wireless-AC 8260  
 Test Item : Maximum conducted output power  
 Test Site : No.3 OATS  
 Test Mode : Mode 2 SISO B: Transmit (802.11n-20BW 7.2Mbps)

Cable loss=1dB		Maximum conducted output power								
Channel No.	Frequency (MHz)	Data Rate (Mbps)								Required Limit
		14.4	28.9	43.3	57.8	86.7	115.6	130	144.4	
		Measurement Level (dBm)								
36	5180	18.42	--	--	--	--	--	--	--	<24dBm
44	5220	21.24	21.12	21.08	20.97	20.86	20.71	20.63	20.58	<24dBm
48	5240	21.24	--	--	--	--	--	--	--	<24dBm
52	5260	21.18	--	--	--	--	--	--	--	<24dBm
60	5300	21.27	21.14	21.05	20.93	20.85	20.74	20.66	20.58	<24dBm
64	5320	17.51	--	--	--	--	--	--	--	<24dBm
100	5500	18.28	--	--	--	--	--	--	--	<24dBm
116	5580	21.35	21.28	21.11	21.08	20.93	20.85	20.74	20.61	<24dBm
140	5700	21.10	--	--	--	--	--	--	--	<24dBm

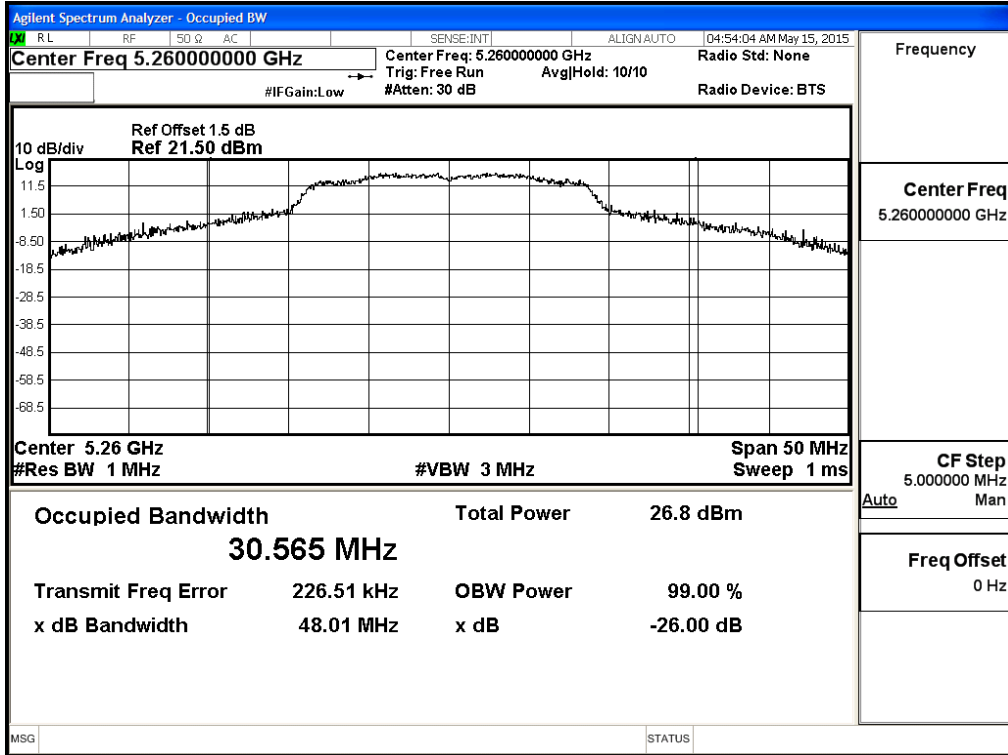
Note: Maximum conducted output power Value = Reading value on average power meter + cable loss

**Maximum conducted output power Measurement:**

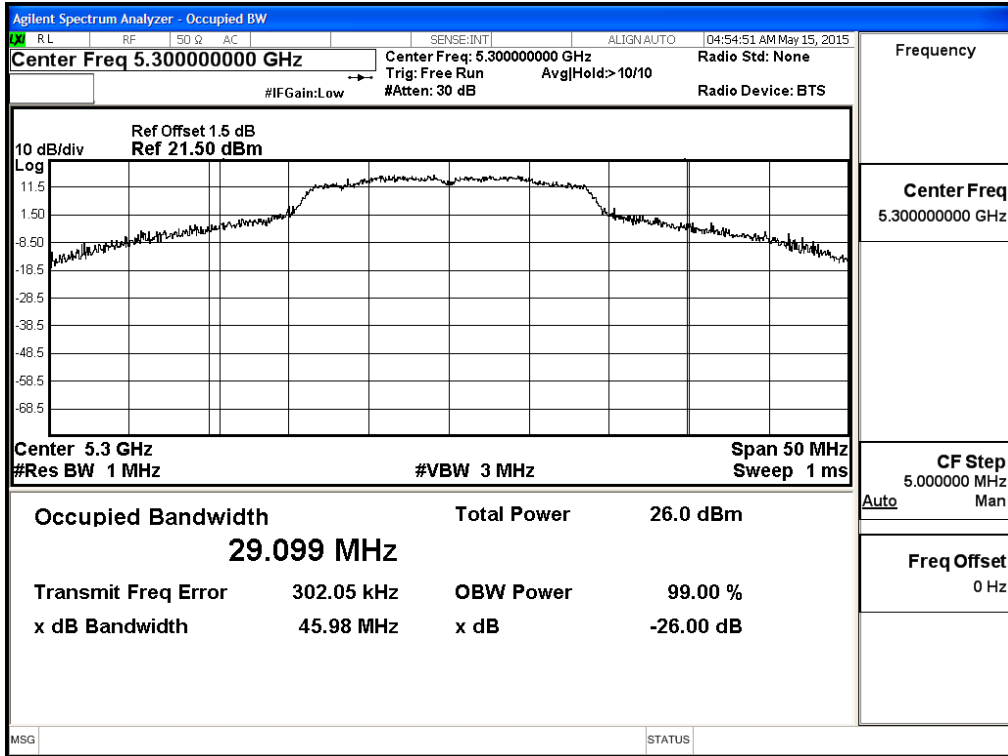
Channel No	Frequency Range (MHz)	99% Bandwidth (MHz)	Output Power (dBm)	Duty Factor (dB)	Total Output Power (dBm)	Output Power Limit	
						(dBm)	dBm+10log(BW)
36	5180	--	18.42	0.09	18.51	24	--
44	5220	--	21.24	0.09	21.33	24	--
48	5240	--	21.24	0.09	21.33	24	--
52	5260	30.565	21.18	0.09	21.27	24	25.85
60	5300	29.099	21.27	0.09	21.36	24	25.64
64	5320	18.721	17.51	0.09	17.60	24	23.72
100	5500	18.757	18.28	0.09	18.37	24	23.73
116	5580	26.071	21.35	0.09	21.44	24	25.16
140	5700	19.082	21.10	0.09	21.19	24	23.81

Note: Total Output Power Value = Output Power value + Duty Factor

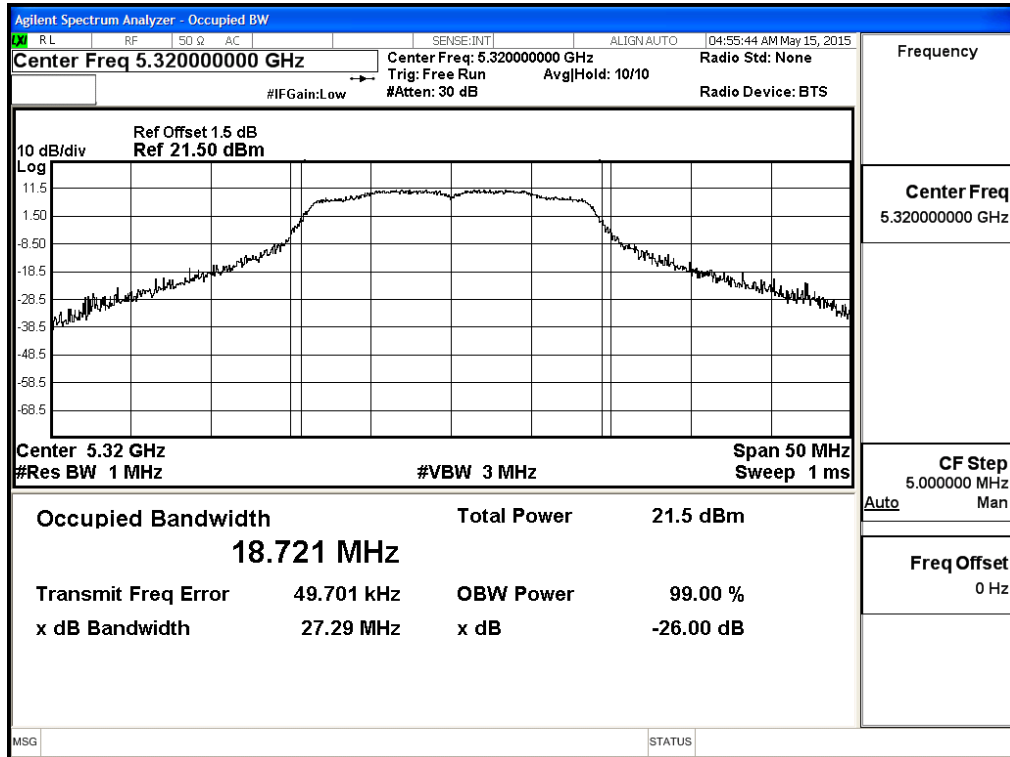
**99% Occupied Bandwidth:  
Channel 52**



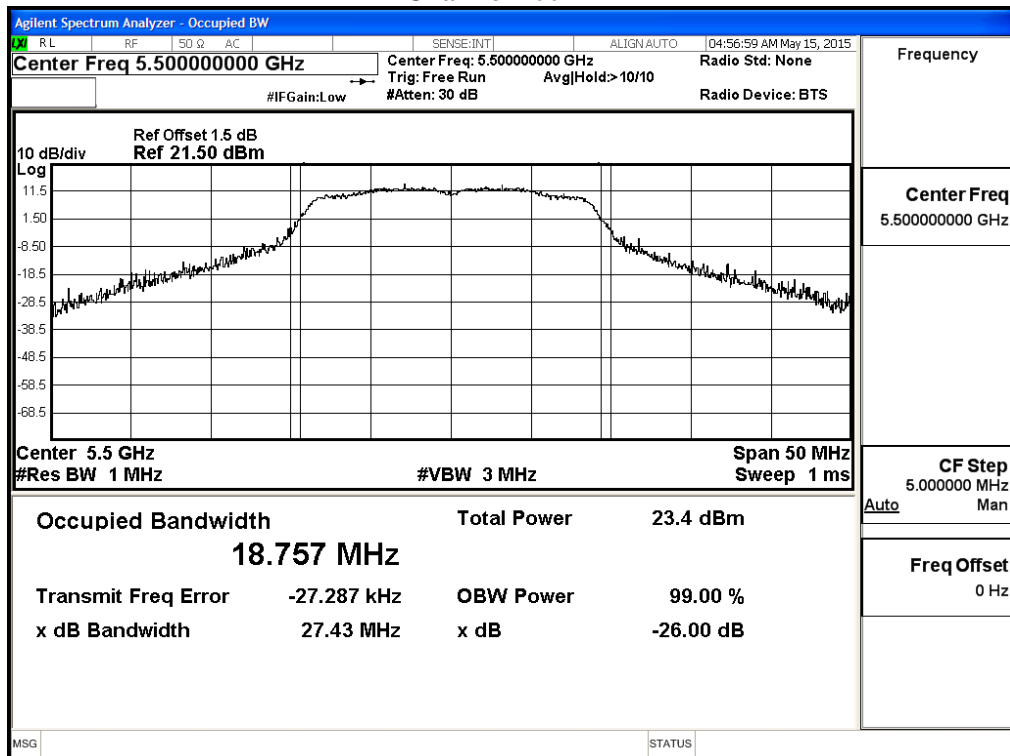
**Channel 60**



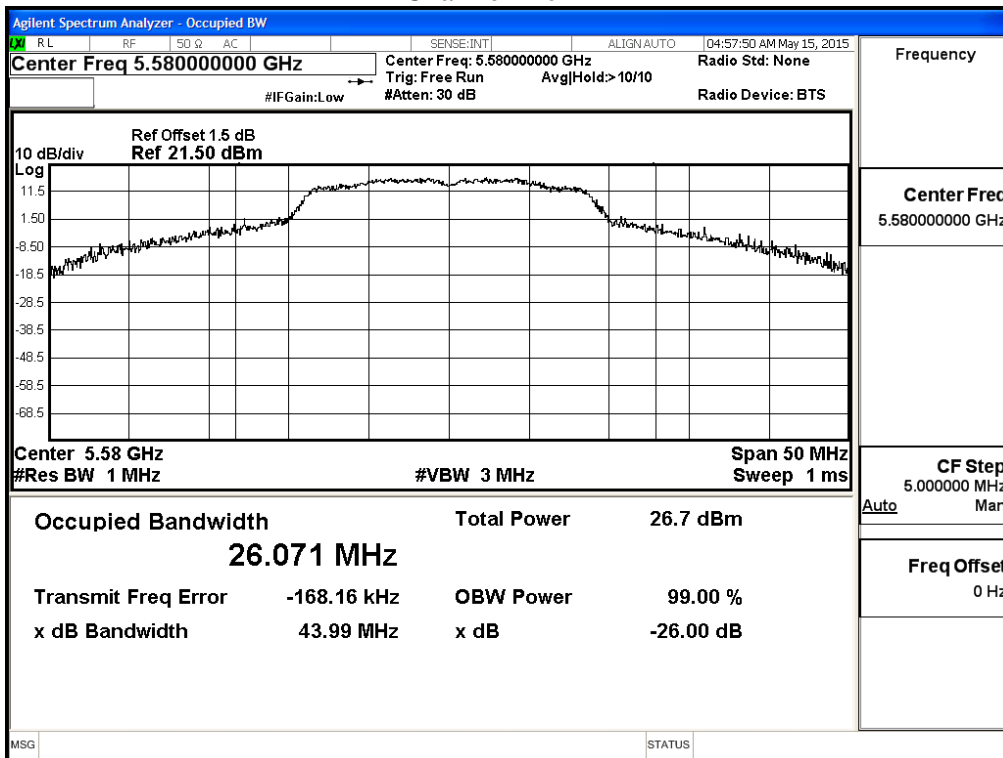
### Channel 64



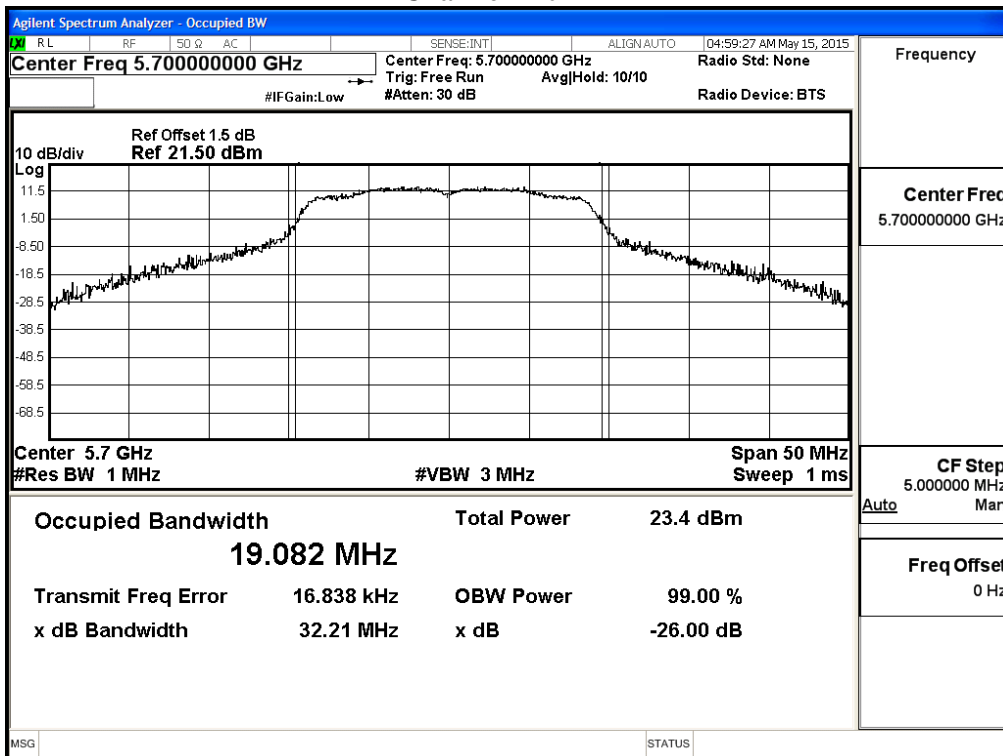
### Channel 100



### Channel 116



### Channel 140



Product : Intel® Dual Band Wireless-AC 8260  
 Test Item : Maximum conducted output power  
 Test Site : No.3 OATS  
 Test Mode : Mode 2 SISO B: Transmit (802.11n-40BW 15Mbps)

Cable loss=1dB		Maximum conducted output power								
Channel No.	Frequency (MHz)	Data Rate (Mbps)								Required Limit
		30	60	90	120	180	240	270	300	
		Measurement Level (dBm)								
38	5190	16.99	16.84	16.73	16.65	16.58	16.41	16.37	16.22	<24dBm
46	5230	21.11	--	--	--	--	--	--	--	<24dBm
54	5270	21.29	21.15	21.04	20.93	20.87	20.76	20.63	20.52	<24dBm
62	5310	13.10	--	--	--	--	--	--	--	<24dBm
102	5510	16.78	--	--	--	--	--	--	--	<24dBm
110	5550	21.20	21.14	21.02	20.96	20.86	20.77	20.65	20.53	<24dBm
134	5670	21.16	--	--	--	--	--	--	--	<24dBm

Note: Maximum conducted output power Value =Reading value on average power meter + cable loss

**Maximum conducted output power Measurement:**

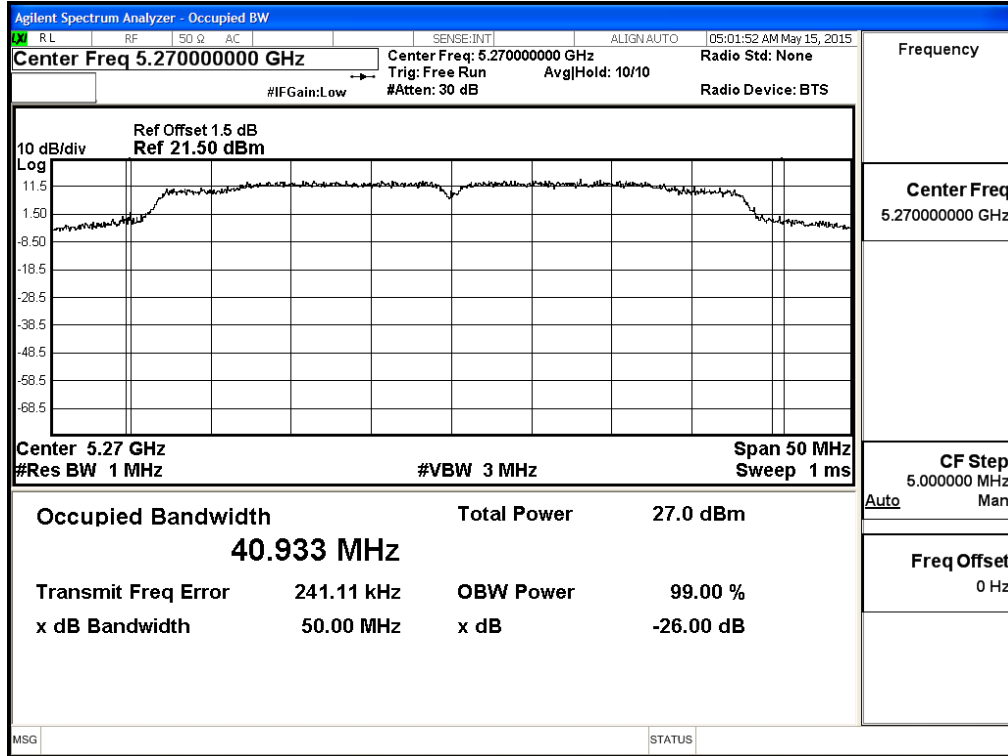
Channel No	Frequency Range (MHz)	99% Bandwidth (MHz)	Output Power (dBm)	Duty Factor (dB)	Total Output Power (dBm)	Output Power Limit	
						(dBm)	dBm+10log(BW)
38	5190	--	16.99	0.15	17.14	24	--
46	5230	--	21.11	0.15	21.26	24	--
54	5270	40.933	21.29	0.15	21.44	24	27.12
62	5310	36.456	13.10	0.15	13.25	24	26.62
102	5510	36.640	16.78	0.15	16.93	24	26.64
110	5550	48.413	21.20	0.15	21.35	24	27.85
134	5670	37.040	21.16	0.15	21.31	24	26.69

Note: Total Output Power Value = Output Power value + Duty Factor

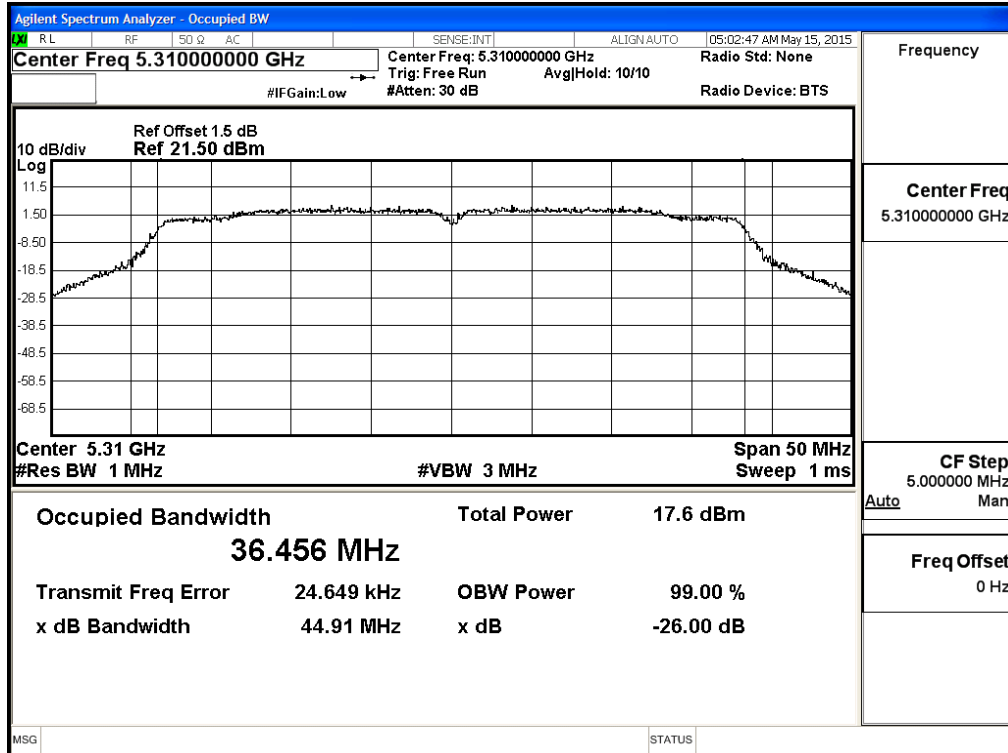


**99% Occupied Bandwidth:**

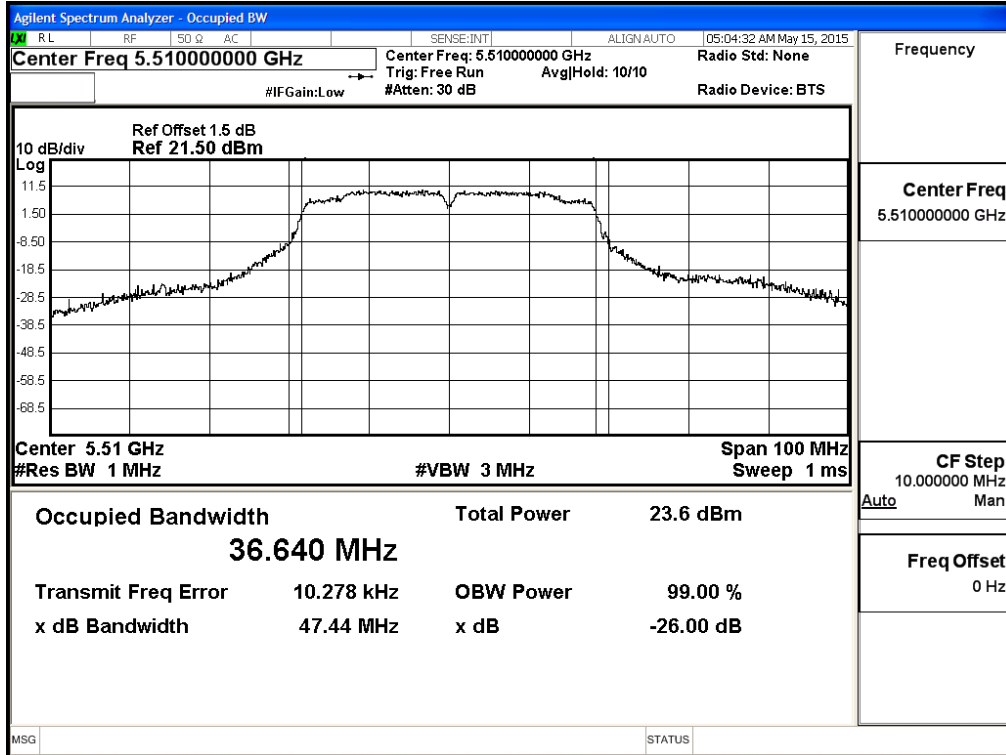
**Channel 54**



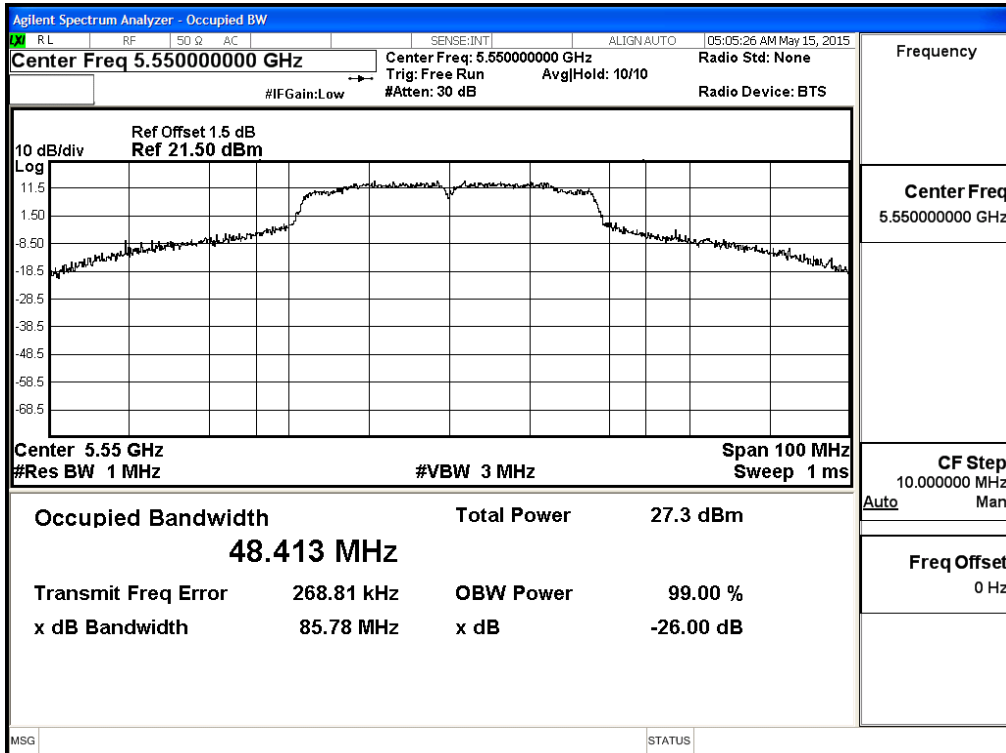
**Channel 62**



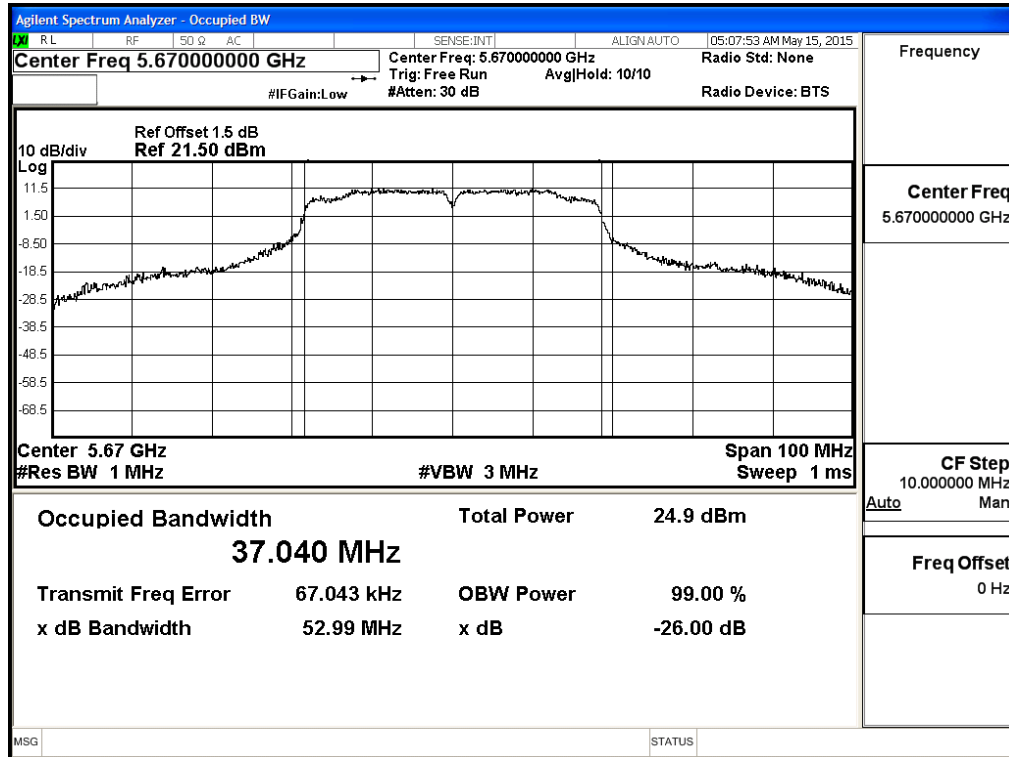
### Channel 102



### Channel 110



### Channel 134



Product : Intel® Dual Band Wireless-AC 8260  
 Test Item : Maximum conducted output power  
 Test Site : No.3 OATS  
 Test Mode : Mode 2 SISO B: Transmit (802.11ac-20BW-7.2Mbps)

Cable loss=1dB		Maximum conducted output power									
Channel No.	Frequency (MHz)	Data Rate (Mbps)									Required Limit
		VTH0	VTH1	VTH2	VTH3	VTH4	VTH5	VTH6	VTH7	VTH8	
		Measurement Level (dBm)									
144 (Band3)	5720	20.92	17.82	17.65	17.52	17.48	17.31	17.28	17.19	17.02	<24dBm
144 (Band4)	5720	6.41	6.21	6.03	5.84	5.65	5.46	5.27	5.08	4.89	<30dBm

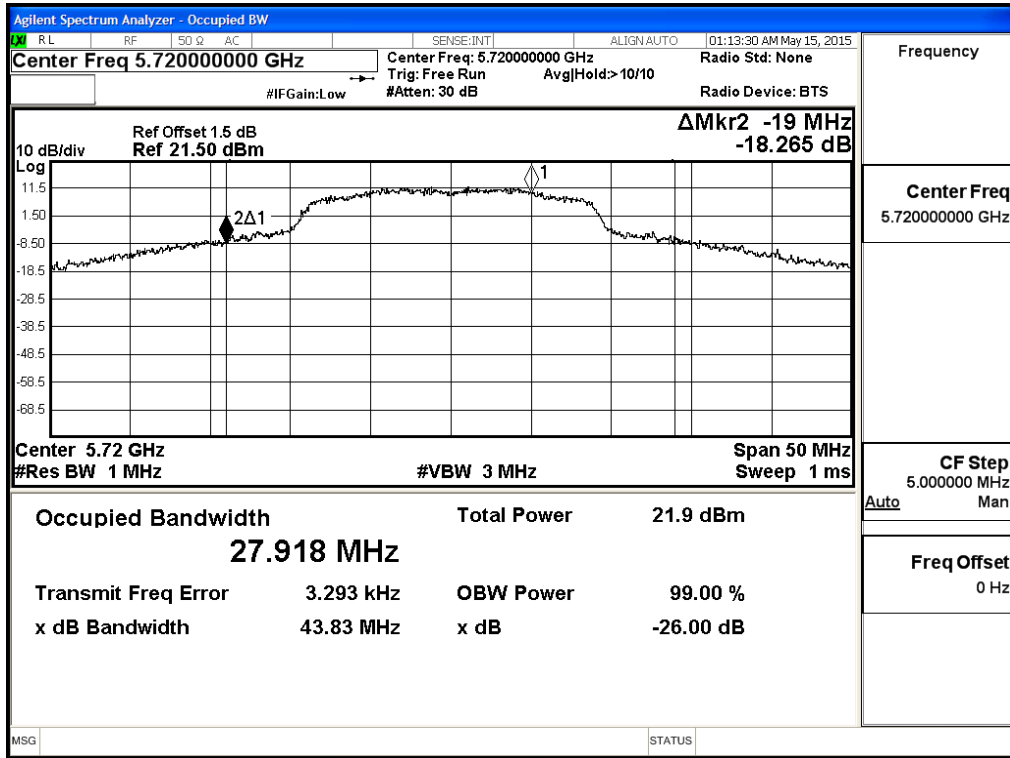
Note: Maximum conducted output power Value =Reading value on average power meter + cable loss

**Maximum conducted output power Measurement:**

Channel No	Frequency Range (MHz)	99% Bandwidth (MHz)	Output Power (dBm)	Duty Factor (dB)	Total Output Power (dBm)	Output Power Limit	
						(dBm)	dBm+10log(BW)
144(Band3)	5720	19.000	20.92	0.09	21.01	24	23.79
144(Band4)	5720	8.918	6.41	0.09	6.50	30	20.50

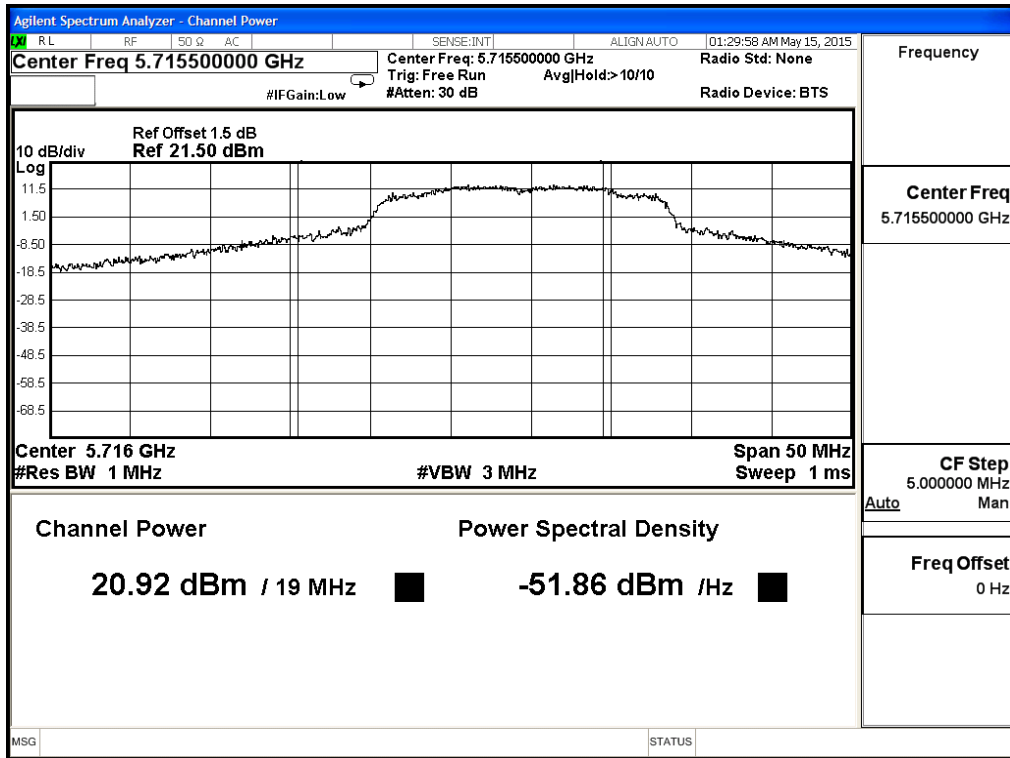
Note: Total Output Power Value = Output Power value + Duty Factor

**99% Occupied Bandwidth:  
Channel 144**

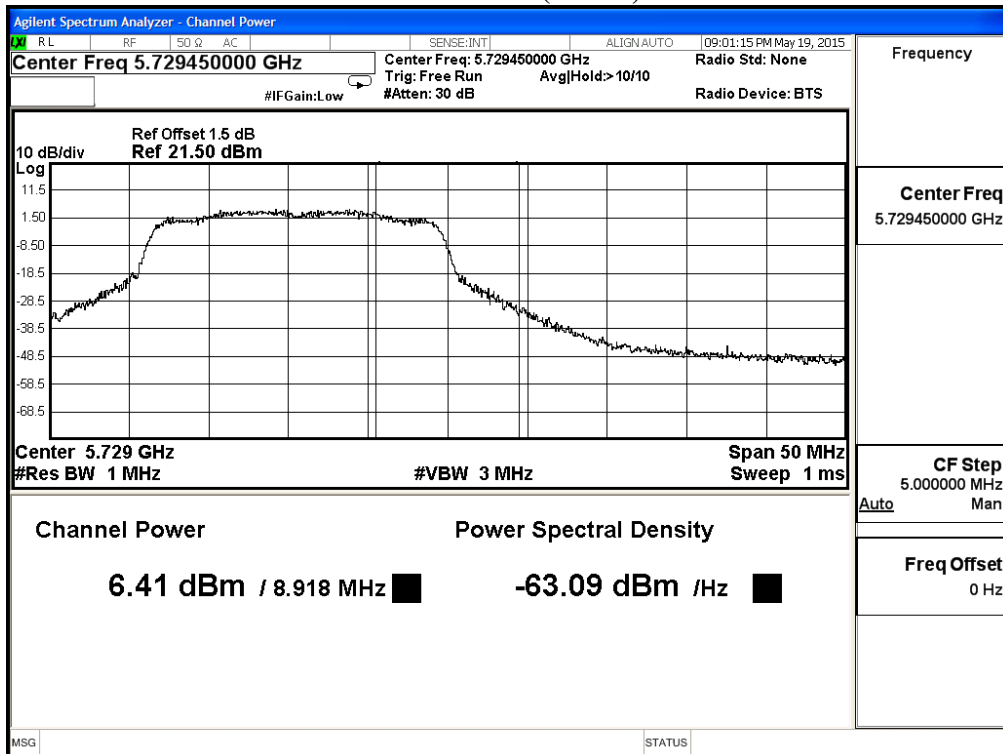


**Maximum conducted output power:**

**Channel 144 (Band3)**



**Channel 144 (Band4)**



Product : Intel® Dual Band Wireless-AC 8260  
 Test Item : Maximum conducted output power  
 Test Site : No.3 OATS  
 Test Mode : Mode 2 SISO B: Transmit (802.11ac-40BW-15Mbps)

Cable loss=1dB		Maximum conducted output power										
Channel No	Frequency (MHz)	Data Rate (Mbps)										Required Limit
		VTH0	VTH1	VTH2	VTH3	VTH4	VTH5	VTH6	VTH7	VTH8	VTH9	
142F(Band3)	5710	21.36	21.25	21.18	21.08	20.99	20.90	20.81	20.72	20.63	20.54	<24dBm
142F(Band4)	5710	3.37	3.21	3.09	2.94	2.80	2.66	2.52	2.38	2.24	2.10	<30dBm

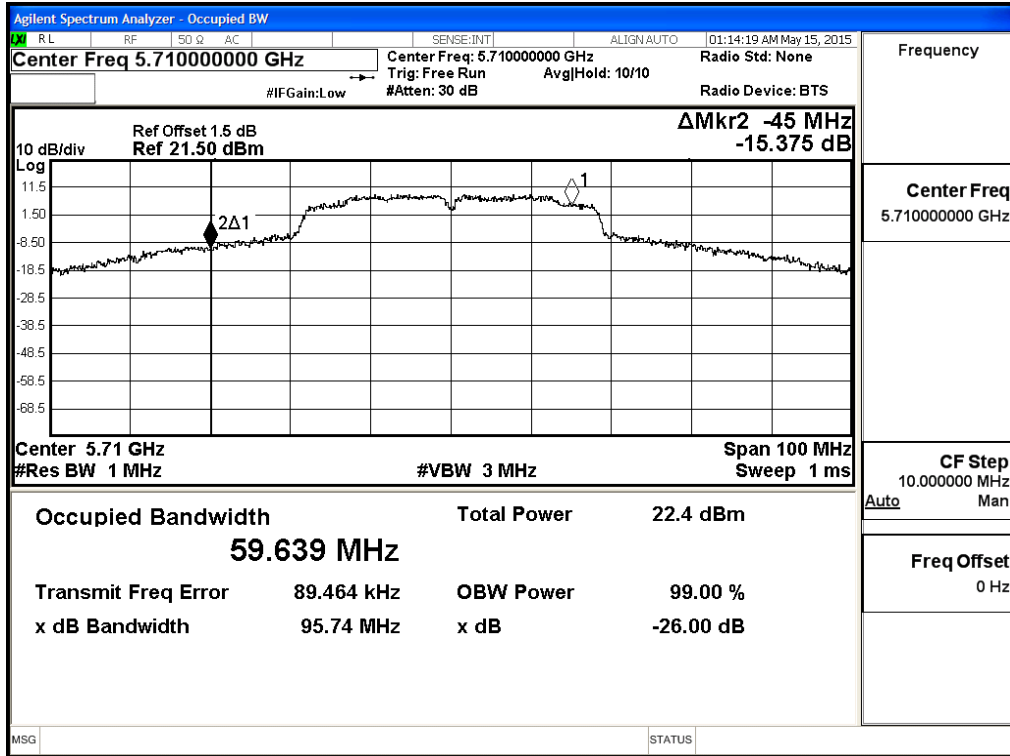
Note: Maximum conducted output power Value =Reading value on average power meter + cable loss

**Maximum conducted output power Measurement:**

Channel No	Frequency Range (MHz)	99% Bandwidth (MHz)	Output Power (dBm)	Duty Factor (dB)	Total Output Power (dBm)	Output Power Limit	
						(dBm)	dBm+10log(BW)
142F(Band3)	5710	45.000	21.36	0.15	21.51	24	27.53
142F(Band4)	5710	14.639	3.37	0.15	3.52	30	22.66

Note: Total Output Power Value = Output Power value + Duty Factor

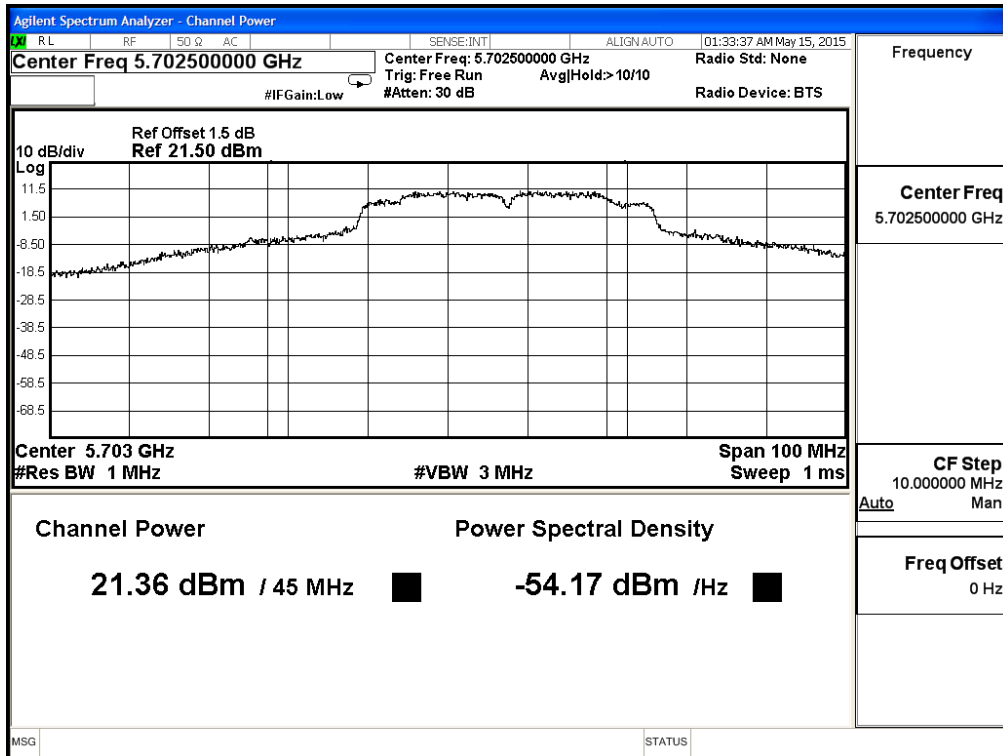
**99% Occupied Bandwidth:  
Channel 142**



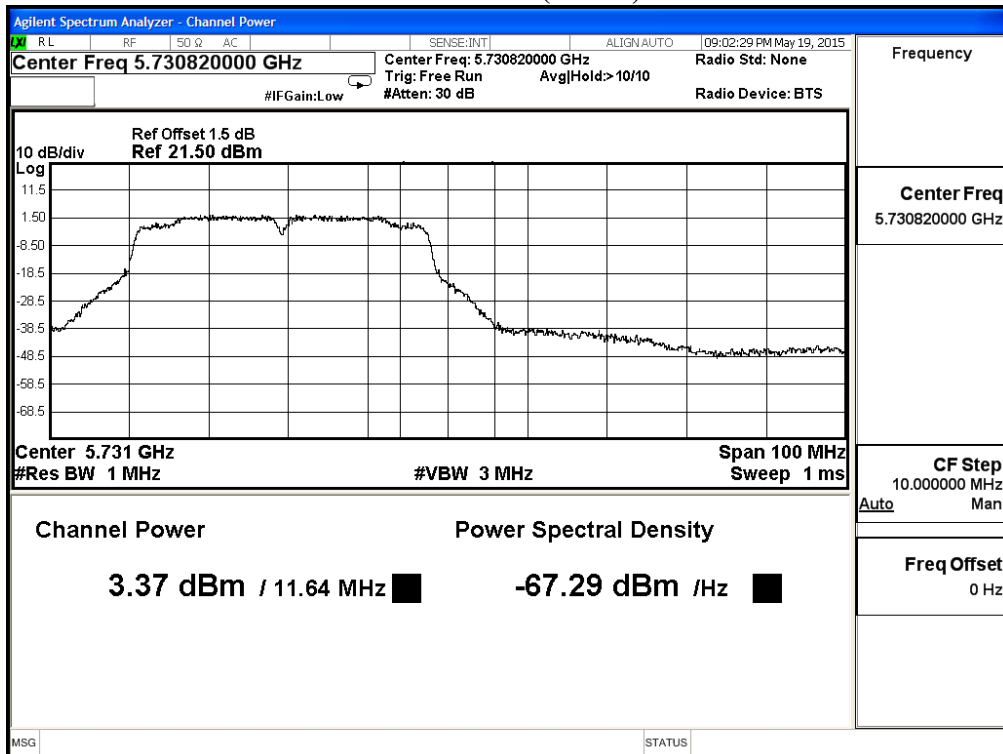


**Maximum conducted output power:**

**Channel 142 (Band3)**



**Channel 142 (Band4)**



Product : Intel® Dual Band Wireless-AC 8260  
 Test Item : Maximum conducted output power  
 Test Site : No.3 OATS  
 Test Mode : Mode 2 SISO B: Transmit (802.11ac-80BW-32.5Mbps)

Cable loss=1dB		Maximum conducted output power										
Channel No	Frequency (MHz)	Data Rate (Mbps)										Required Limit
		VTH0	VTH1	VTH2	VTH3	VTH4	VTH5	VTH6	VTH7	VTH8	VTH9	
42	5210	16.39	16.63	16.58	16.41	16.33	16.18	16.02	15.93	15.84	15.76	<24dBm
58	5290	16.39	15.73	15.64	15.57	15.48	15.32	15.21	15.19	15.08	14.97	<24dBm
106	5530	15.51	14.82	14.64	14.55	14.41	14.27	14.17	14.02	13.99	13.75	<24dBm
138(Band3)	5690	21.57	21.21	20.85	20.49	20.13	19.77	19.41	19.05	18.69	18.33	<24dBm
138(Band4)	5690	2.02	1.96	1.87	1.80	1.73	1.65	1.58	1.50	1.43	1.35	<30dBm

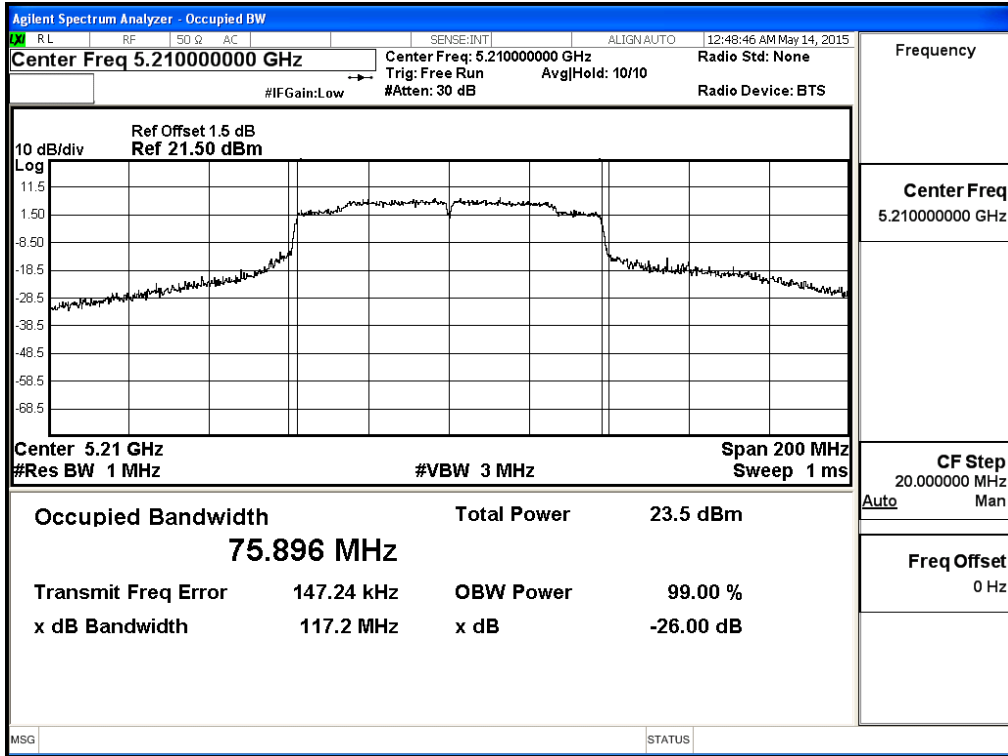
Note: Maximum conducted output power Value =Reading value on average power meter + cable loss

**Maximum conducted output power Measurement:**

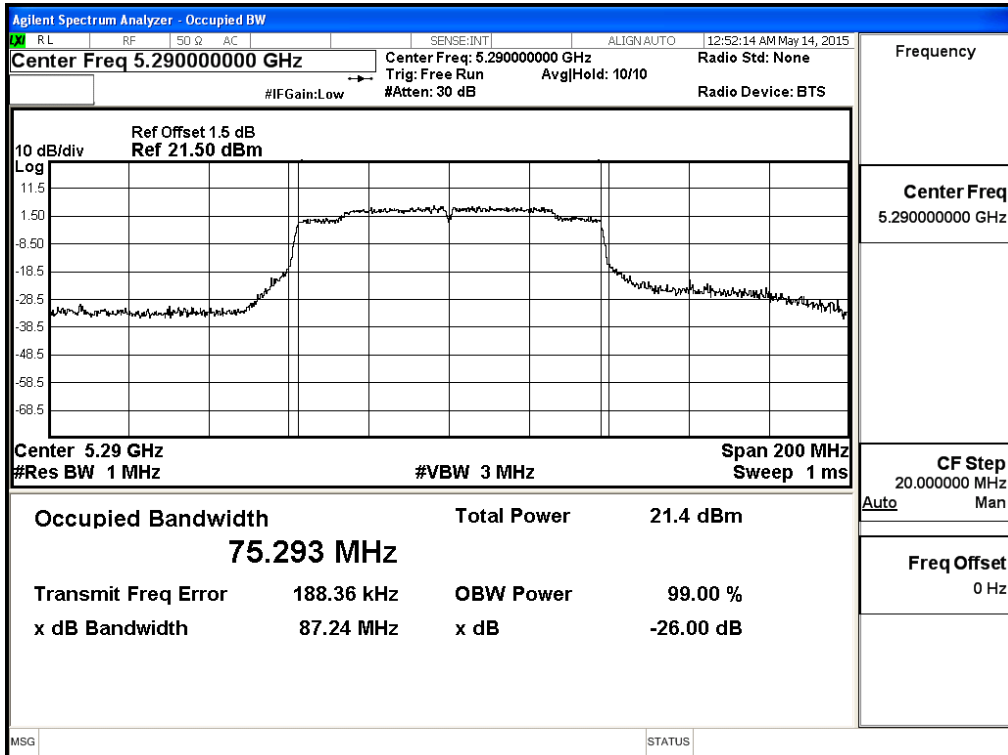
Channel No	Frequency Range (MHz)	99% Bandwidth (MHz)	Output Power (dBm)	Duty Factor (dB)	Total Output Power (dBm)	Output Power Limit	
						(dBm)	dBm+10log(BW)
42	5210	75.896	16.63	0.31	16.94	24	--
58	5290	75.293	16.39	0.31	16.70	24	29.77
106	5530	75.141	15.51	0.31	15.82	24	29.76
122ac80	5610	75.903	16.87	0.31	17.18	24	29.80
138(Band3)	5690	87.850	21.57	0.31	21.88	24	30.44
138(Band4)	5690	17.220	2.02	0.31	2.33	30	29.36

Note: Total Output Power Value = Output Power value + Duty Factor

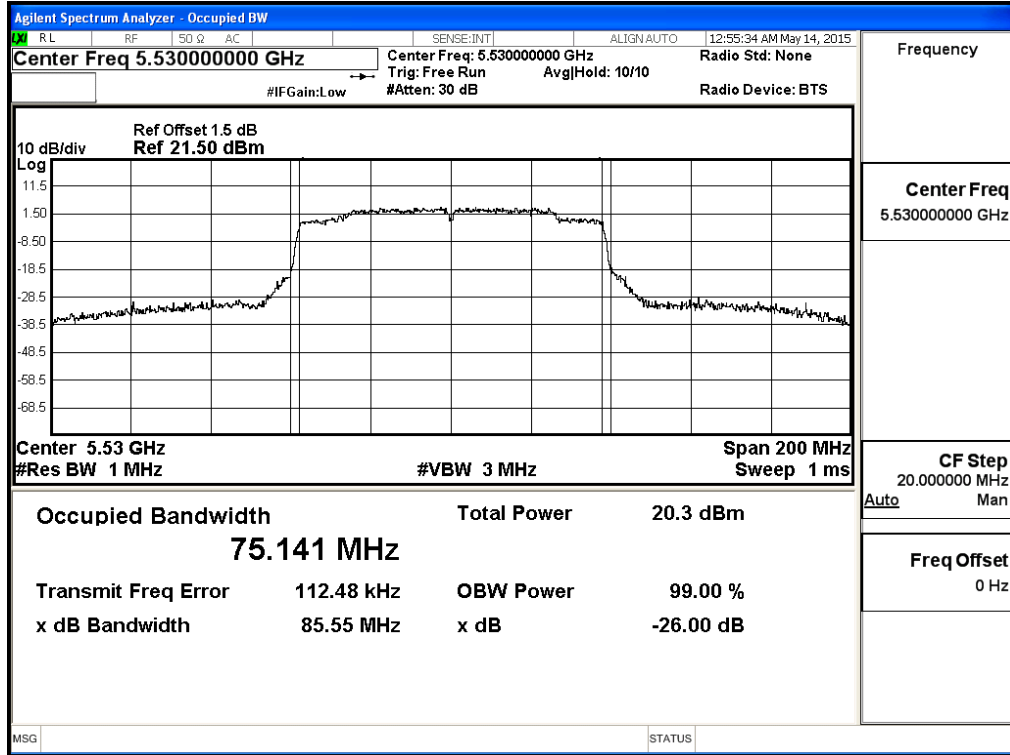
**99% Occupied Bandwidth:  
Channel 42**



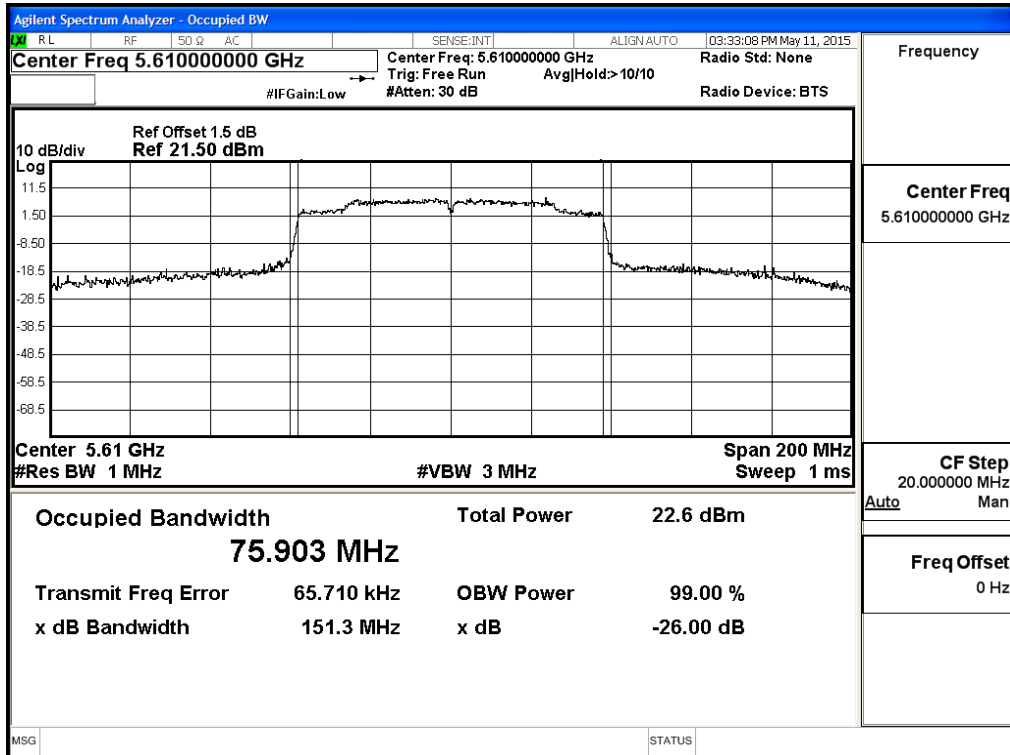
**Channel 58**



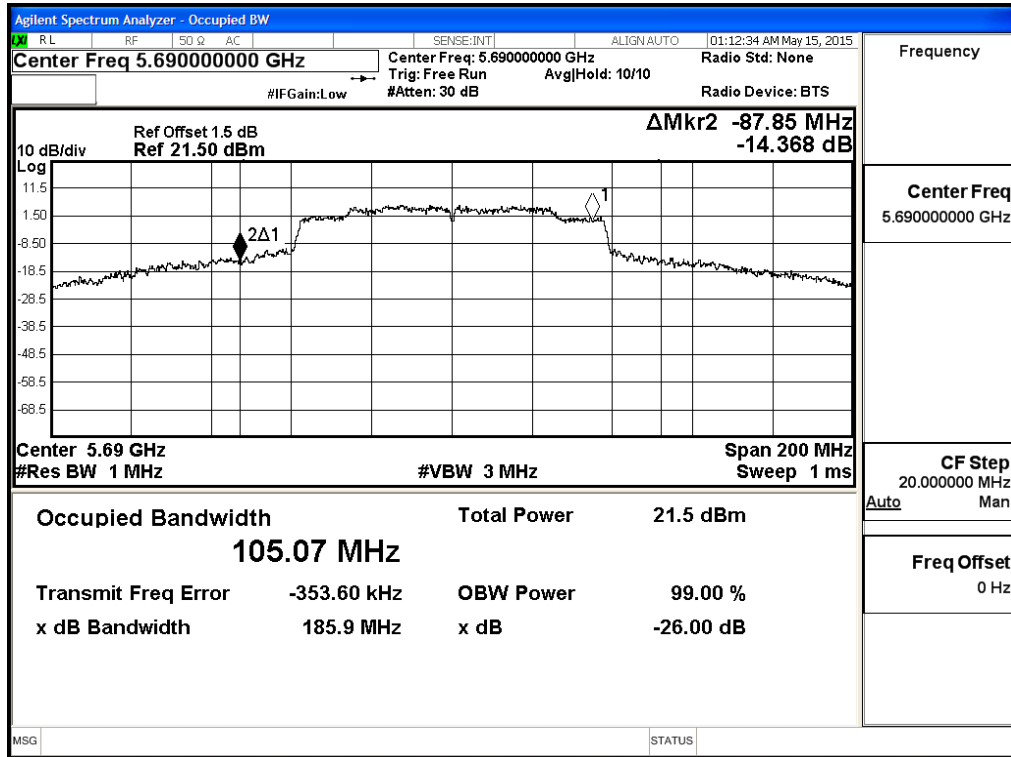
### Channel 106



### Channel 122

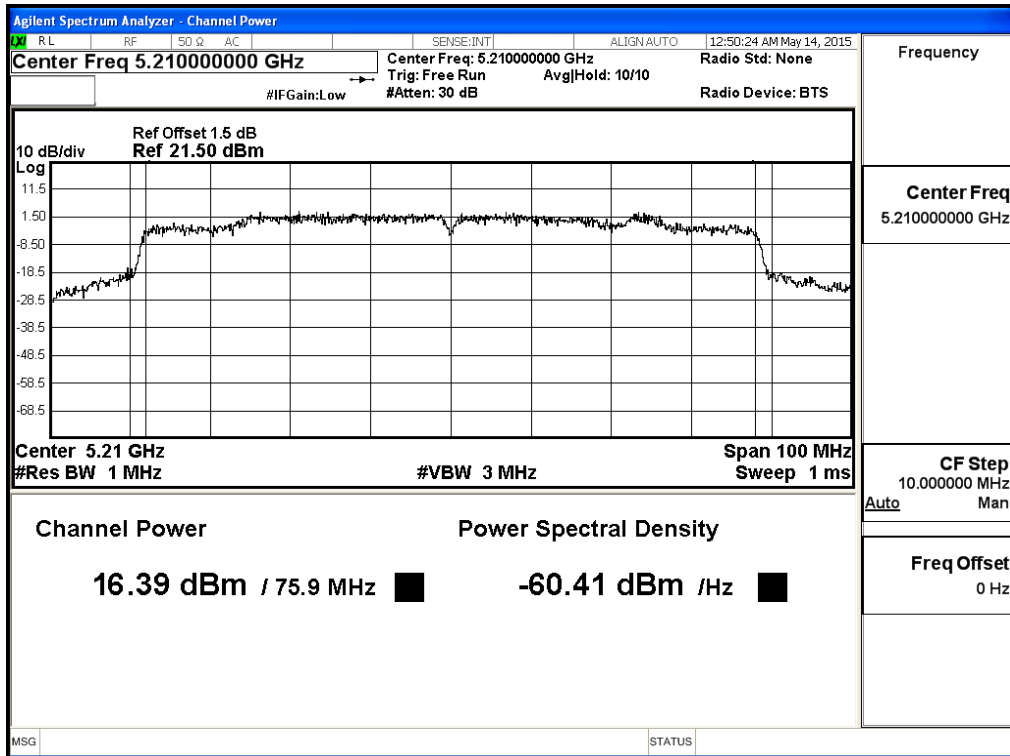


**Channel 138**



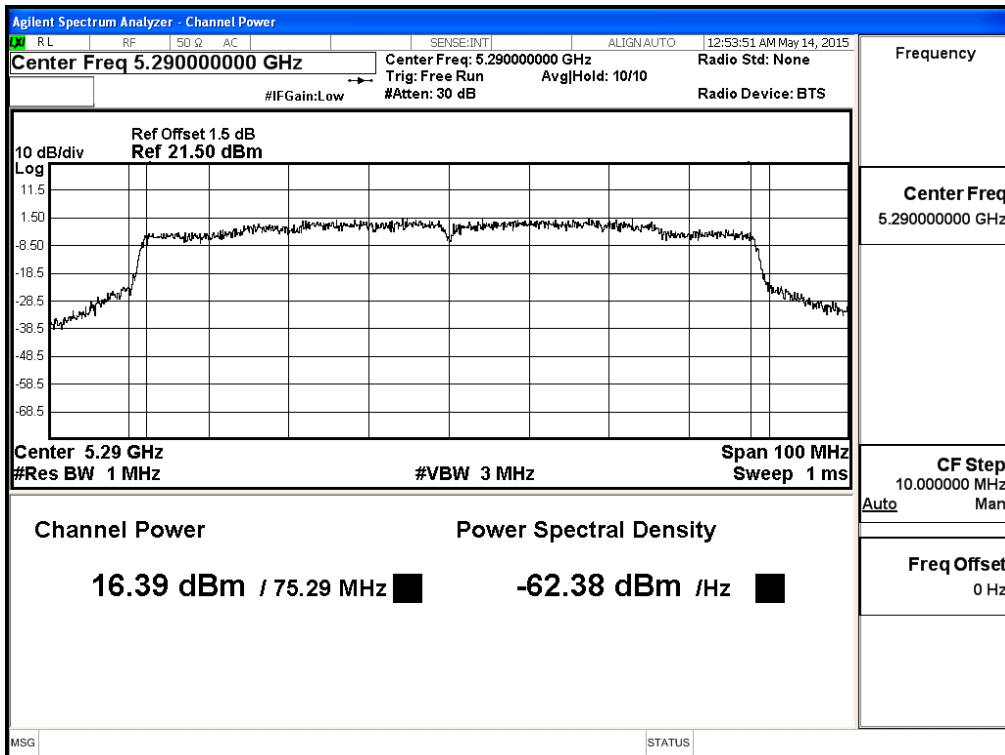
**Maximum conducted output power:**

**Channel 42**



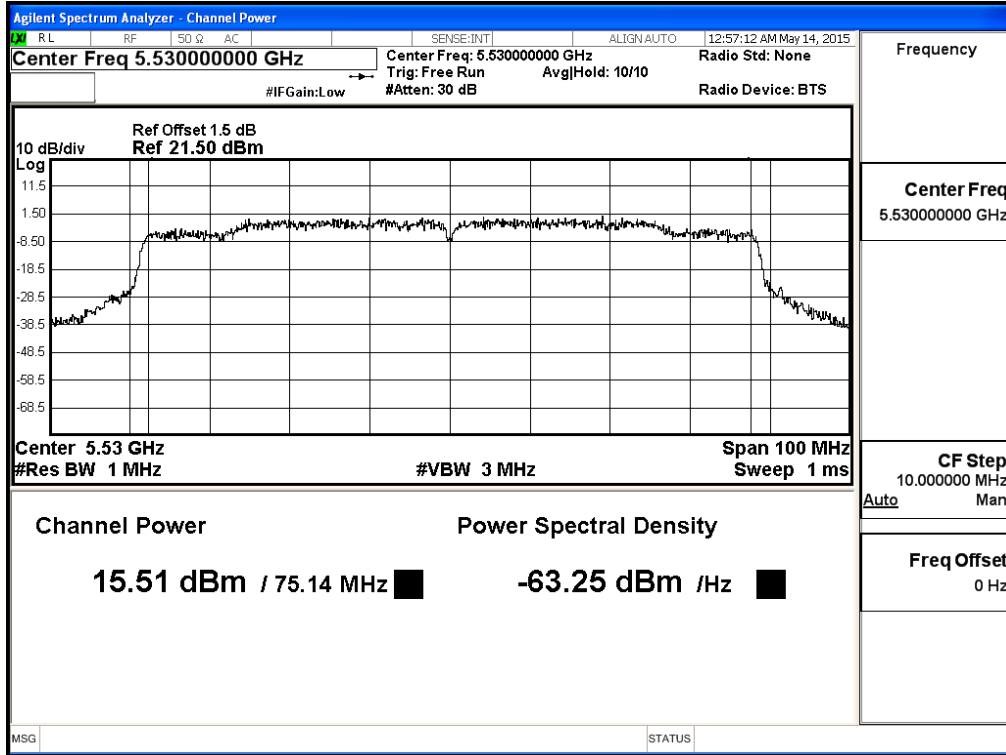
**Maximum conducted output power:**

**Channel 58**



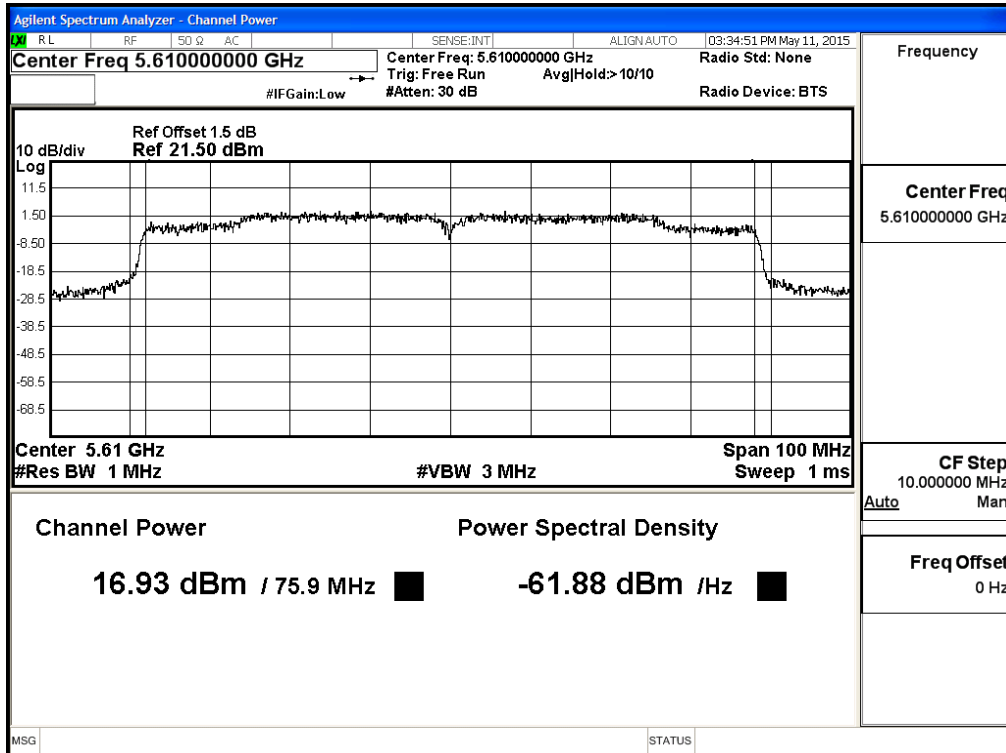
**Maximum conducted output power:**

**Channel 106**

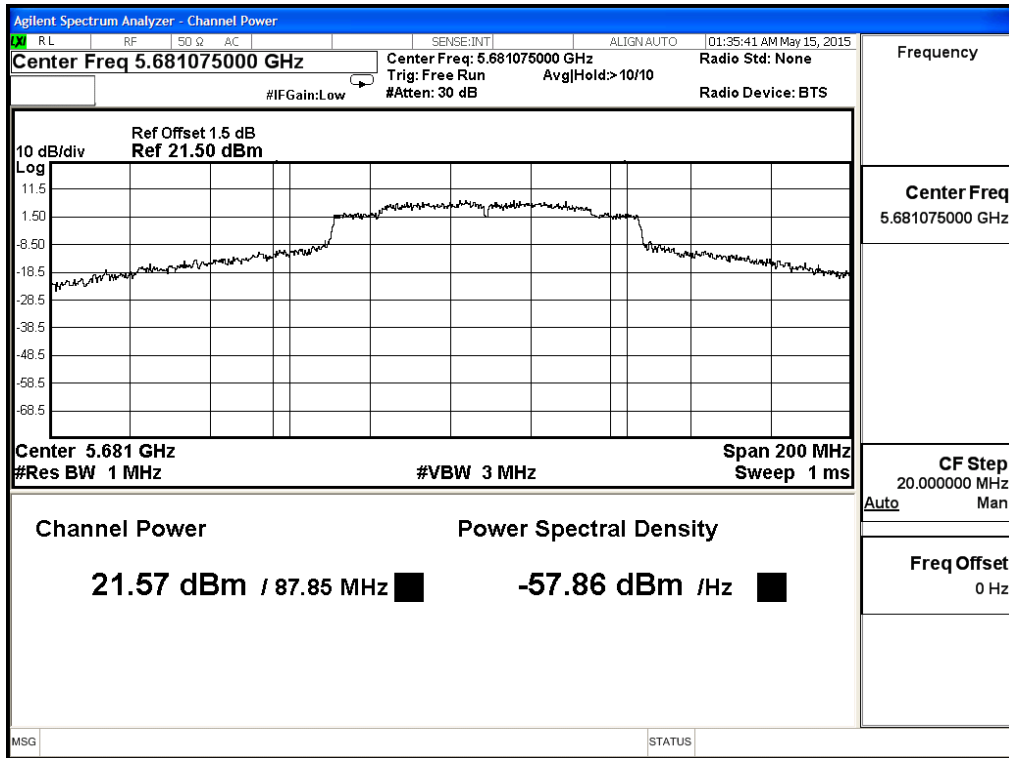


**Maximum conducted output power:**

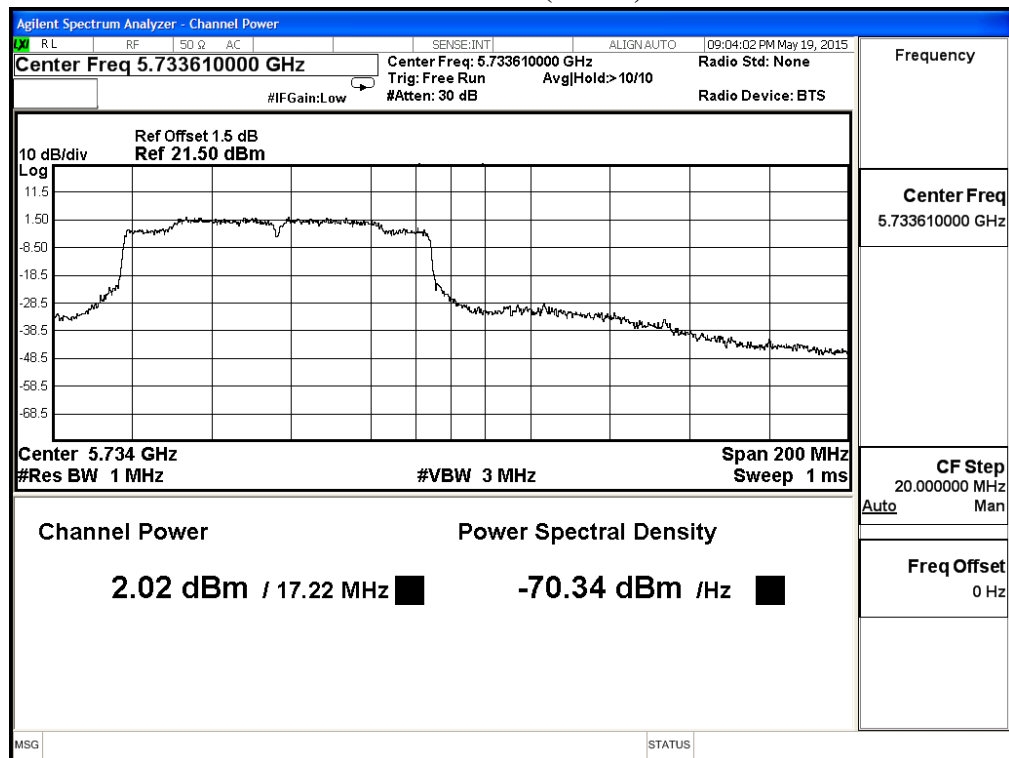
**Channel 122**



**Maximum conducted output power:  
Channel 138 (Band3)**



**Maximum conducted output power:  
Channel 138 (Band4)**





Product : Intel® Dual Band Wireless-AC 8260  
 Test Item : Maximum conducted output power  
 Test Site : No.3 OATS  
 Test Mode : Mode 3 MIMO: Transmit (802.11n-20BW 14.4Mbps)

**CHAIN A**

Cable loss=1dB		Maximum conducted output power								
Channel No.	Frequency (MHz)	Data Rate (Mbps)								Required Limit
		HT8	HT9	HT10	HT11	HT12	HT13	HT14	HT15	
		Measurement Level (dBm)								
36	5180	18.85	--	--	--	--	--	--	--	<24dBm
44	5220	18.09	17.98	17.82	17.76	17.63	17.52	17.48	17.37	<24dBm
48	5240	18.07	--	--	--	--	--	--	--	<24dBm
52	5260	18.25	--	--	--	--	--	--	--	<24dBm
60	5300	18.15	18.09	17.94	17.81	17.76	17.63	17.52	17.44	<24dBm
64	5320	17.91	--	--	--	--	--	--	--	<24dBm
100	5500	16.78	--	--	--	--	--	--	--	<24dBm
116	5580	18.09	17.94	17.86	17.76	17.64	17.58	17.41	17.36	<24dBm
140	5700	18.06	--	--	--	--	--	--	--	<24dBm

Note: Maximum conducted output power Value =Reading value on average power meter + cable loss

**CHAIN B**

Cable loss=1dB		Maximum conducted output power								
Channel No.	Frequency (MHz)	Data Rate (Mbps)								Required Limit
		HT8	HT9	HT10	HT11	HT12	HT13	HT14	HT15	
		Measurement Level (dBm)								
36	5180	18.23	--	--	--	--	--	--	--	<24dBm
44	5220	18.11	18.05	17.94	17.83	17.75	17.66	17.52	17.48	<24dBm
48	5240	17.81	--	--	--	--	--	--	--	<24dBm
52	5260	17.77	--	--	--	--	--	--	--	<24dBm
60	5300	17.86	17.76	17.68	17.52	17.44	17.39	17.22	17.18	<24dBm
64	5320	18.52	--	--	--	--	--	--	--	<24dBm
100	5500	17.23	--	--	--	--	--	--	--	<24dBm
116	5580	18.22	18.17	18.06	17.96	17.83	17.75	17.68	17.52	<24dBm
140	5700	17.98	--	--	--	--	--	--	--	<24dBm

Note: Maximum conducted output power Value =Reading value on average power meter + cable loss

**Maximum conducted output power Measurement:**

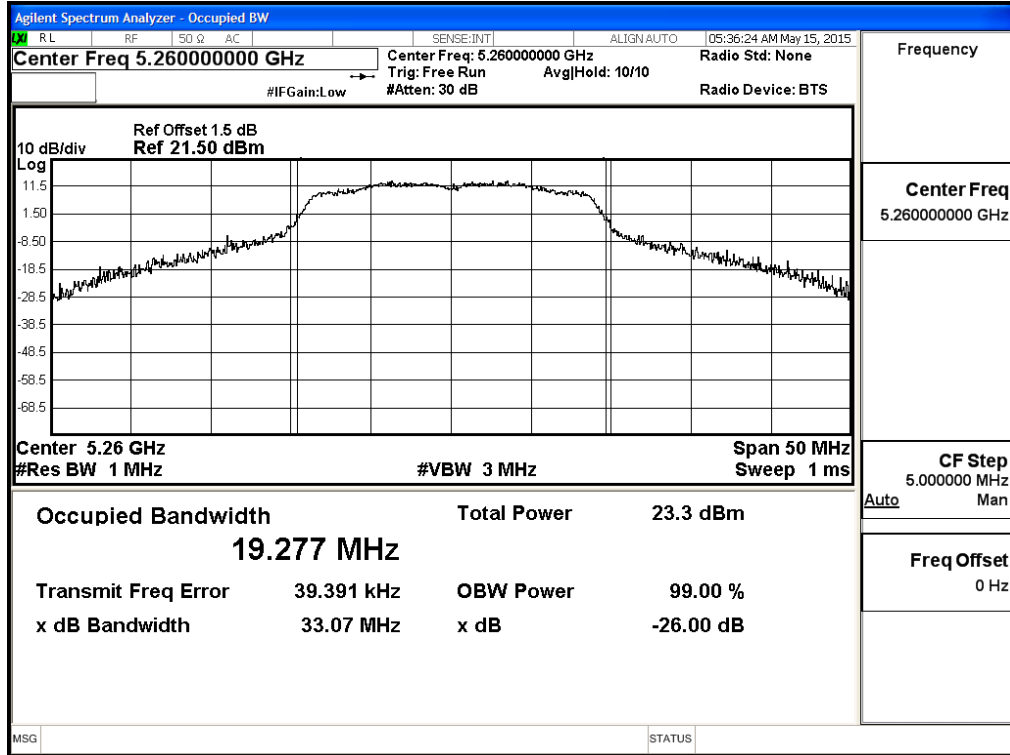
**(CHAIN A+ B)**

Channel Number	Frequency (MHz)	99% Bandwidth (MHz)	Chain A Power (dBm)	Chain B Power (dBm)	Duty Factor (dB)	Total Output Power (dBm)	Output Power Limit	
							(dBm)	dBm+10log(BW)
36	5180	--	18.85	18.23	0.09	21.65	24	--
44	5220	--	18.09	18.11	0.09	21.20	24	--
48	5240	--	18.07	17.81	0.09	21.04	24	--
52	5260	19.096	18.25	17.77	0.09	21.12	24	23.81
60	5300	19.264	18.15	17.86	0.09	21.11	24	23.85
64	5320	18.931	17.91	18.52	0.09	21.33	24	23.77
100	5500	18.711	16.78	17.23	0.09	20.11	24	23.72
116	5580	18.641	18.09	18.22	0.09	21.26	24	23.70
140	5700	18.341	18.06	17.98	0.09	21.12	24	23.63

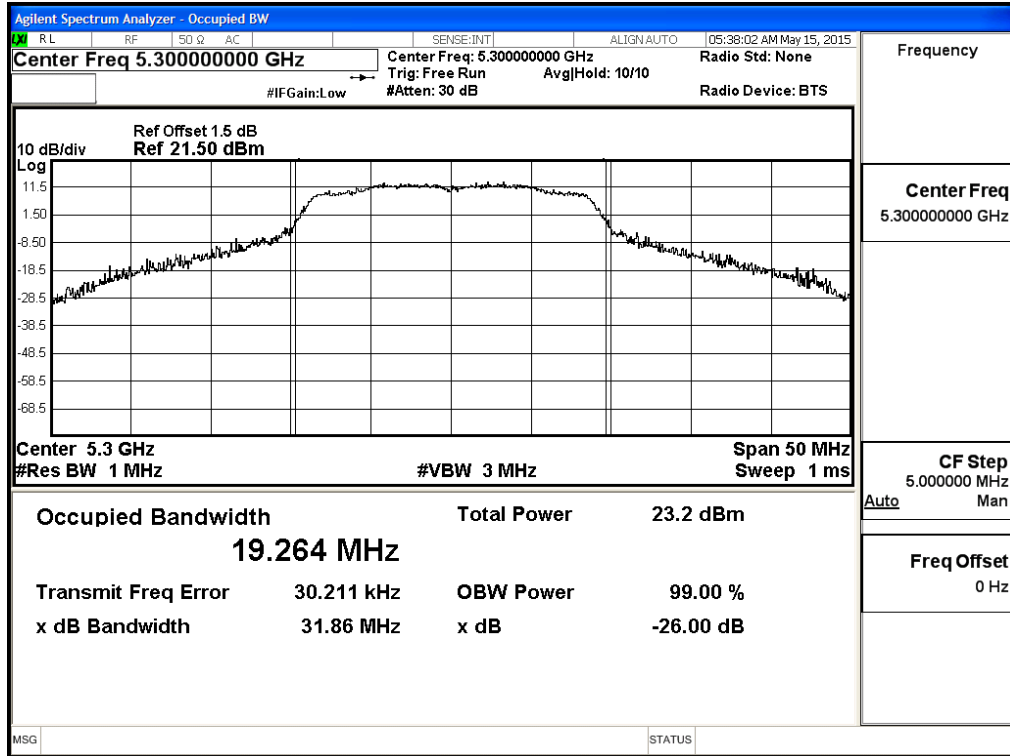
Note:

1. Total Output Power (dBm) = 10LOG (Chain A Power (mW) + Chain B Power (mW)) + Duty Factor.
2. 26 dB Bandwidth is the bandwidth of chain A or chain B whichever is less bandwidth, output power limitation is more stringent.

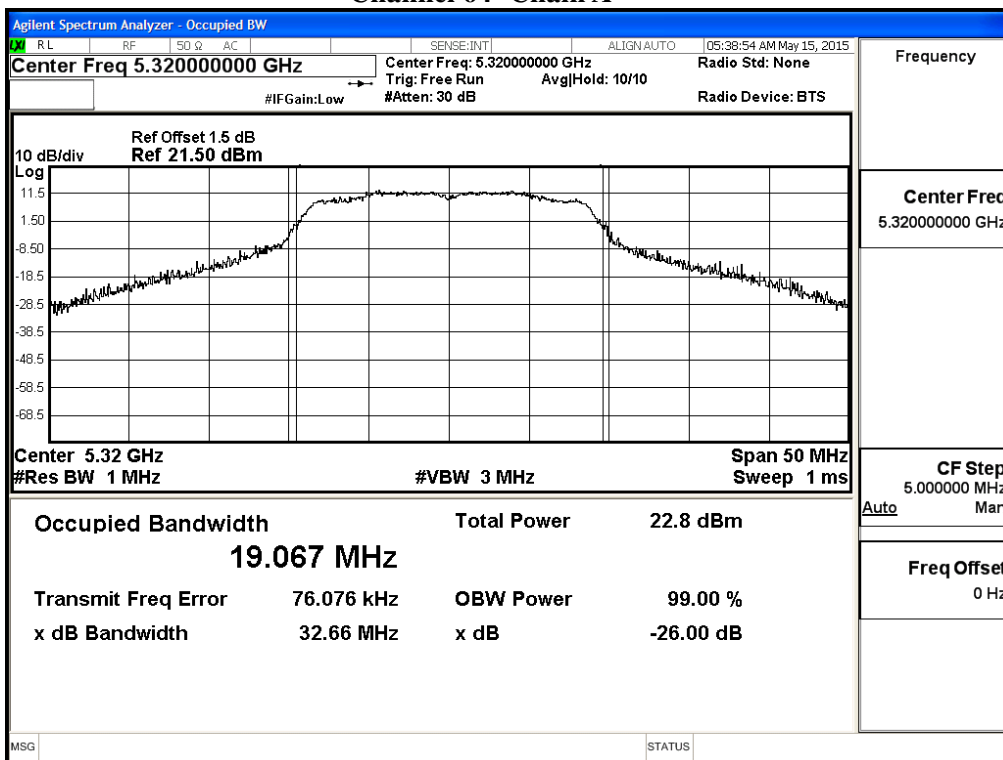
**99% Occupied Bandwidth:  
Channel 52 -Chain A**



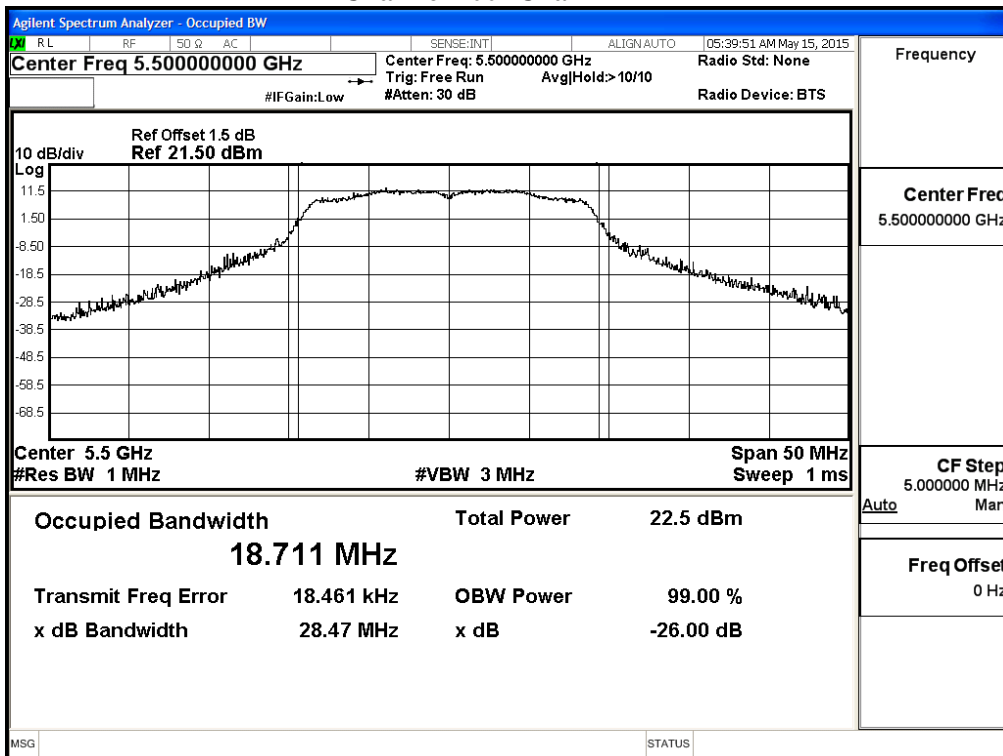
**Channel 60 -Chain A**



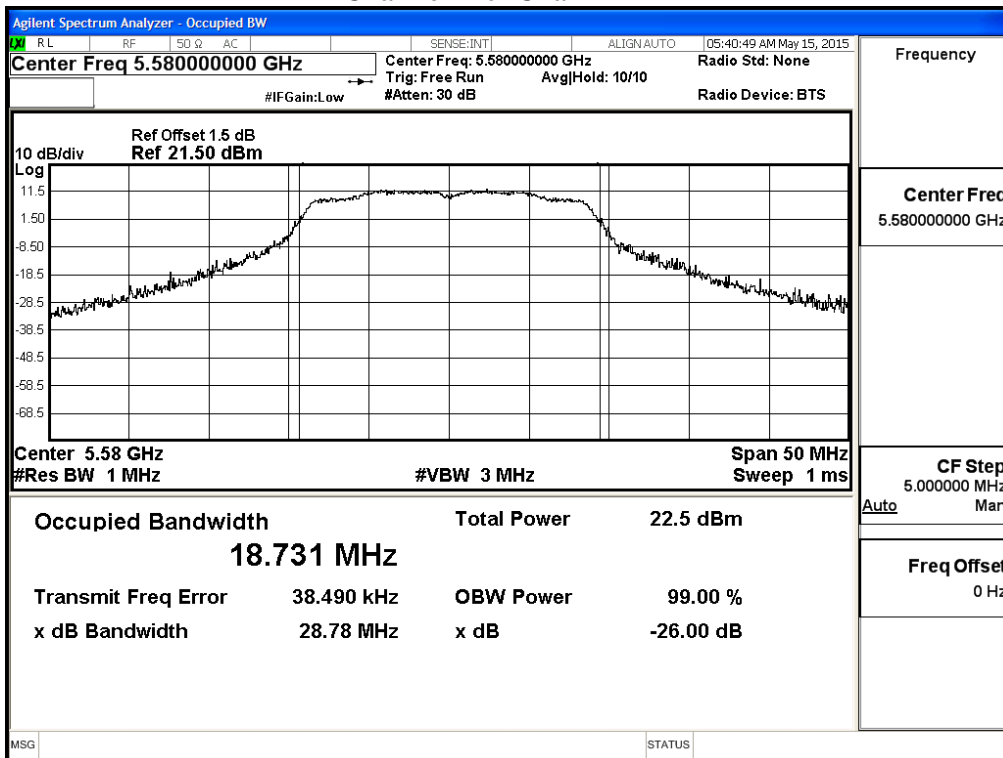
### Channel 64 -Chain A



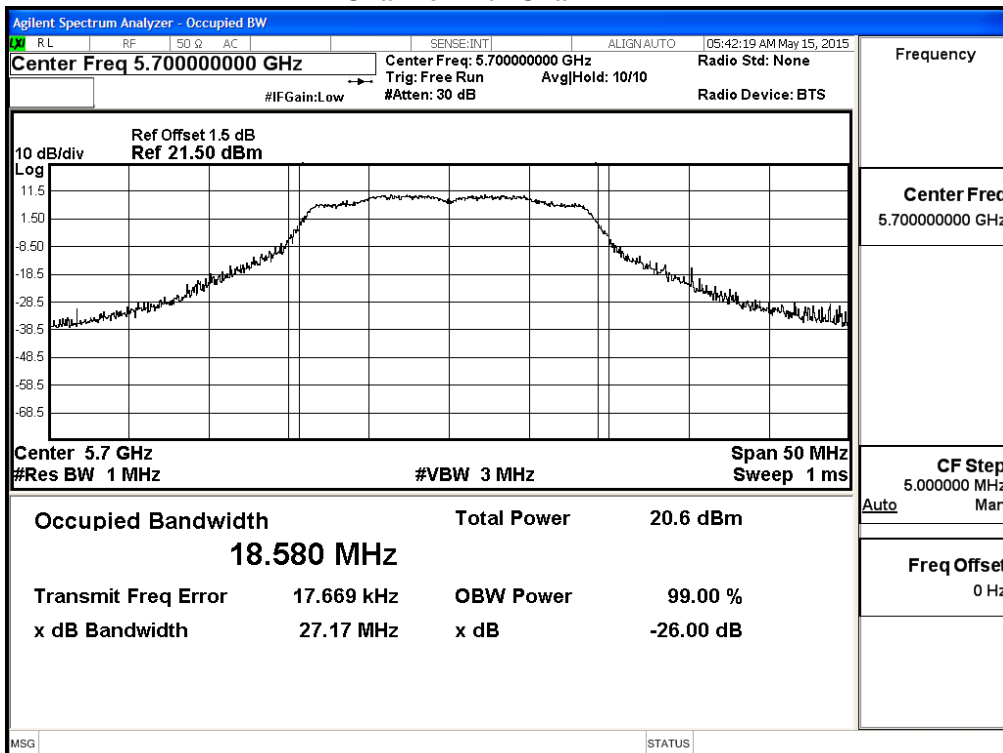
### Channel 100 -Chain A



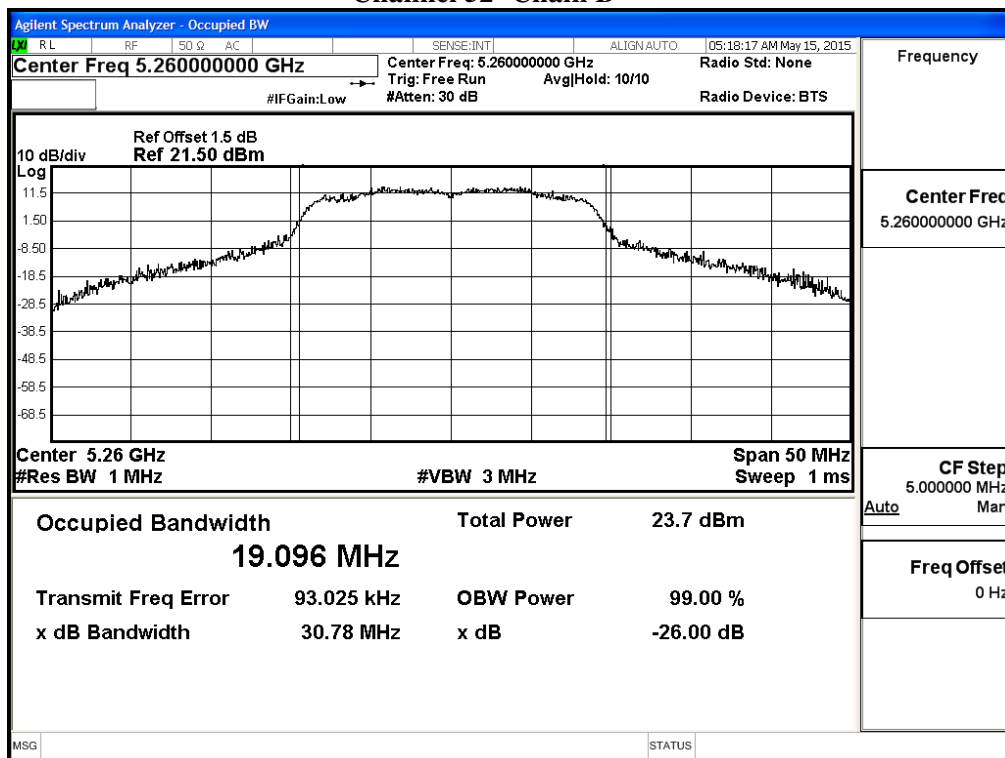
### Channel 116 -Chain A



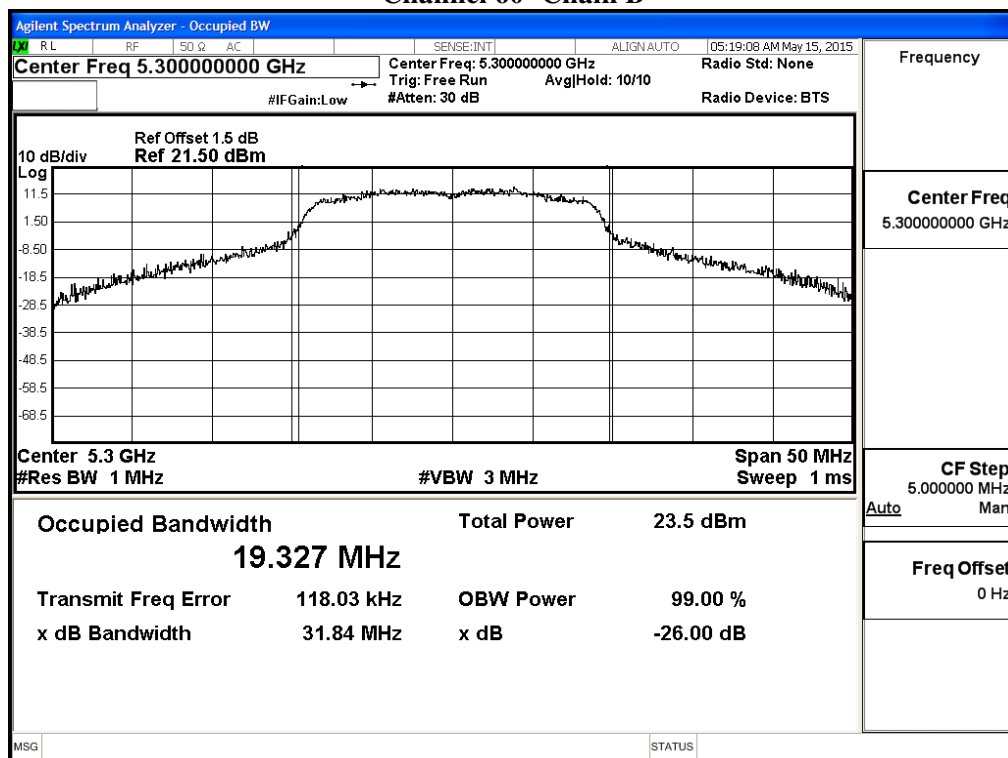
### Channel 140 -Chain A



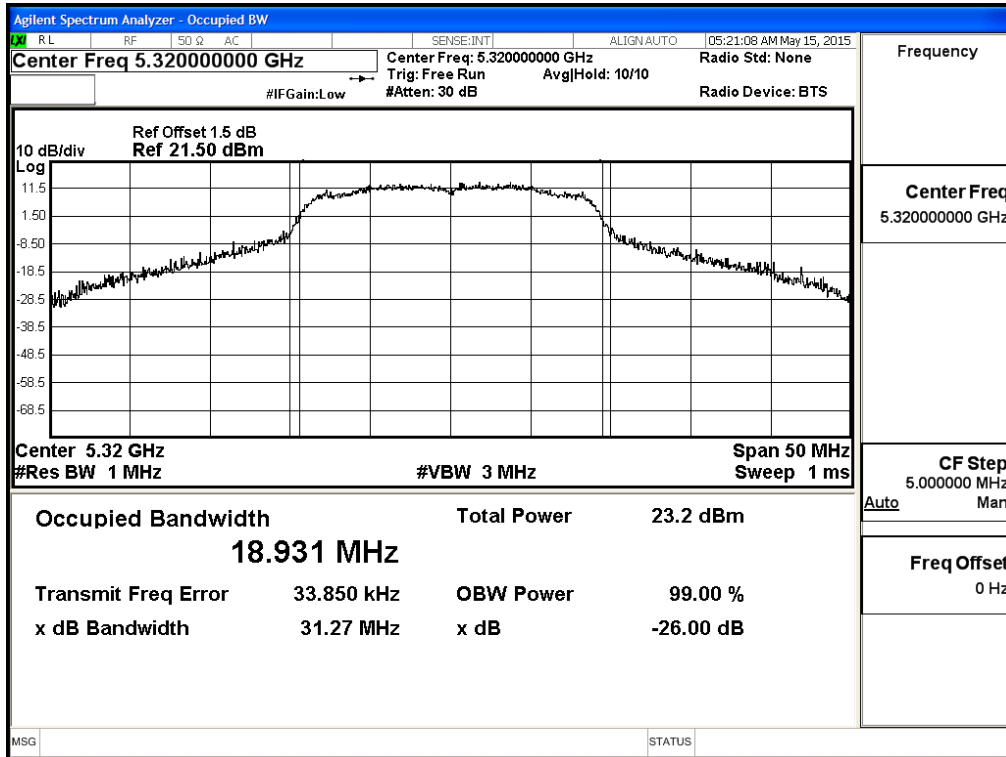
**99% Occupied Bandwidth:  
Channel 52 -Chain B**



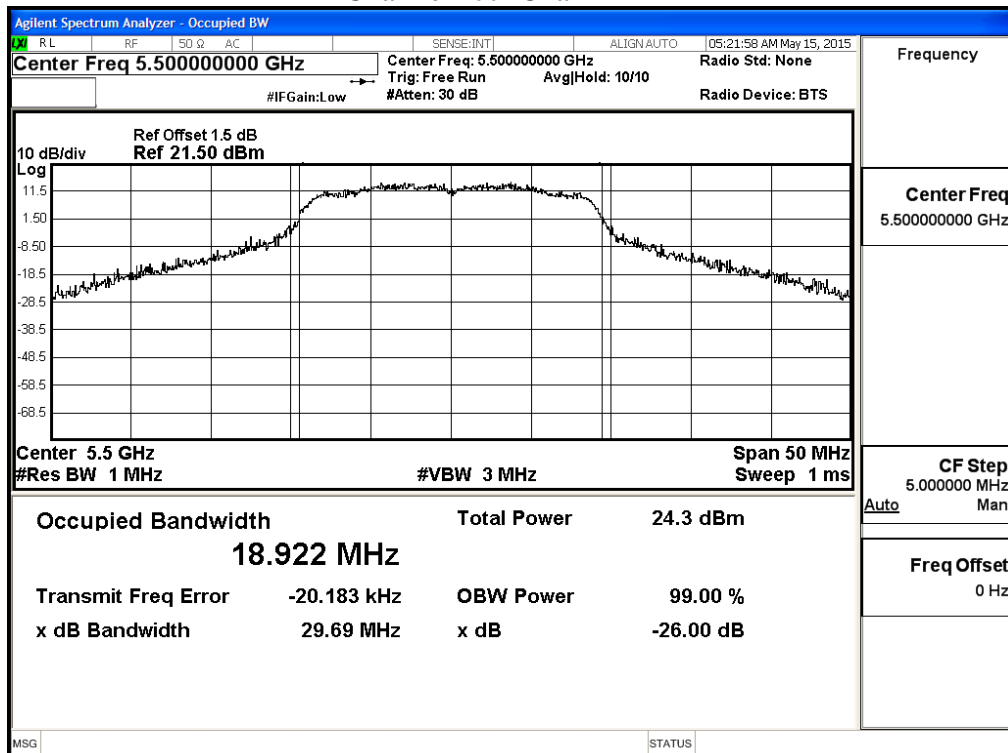
**Channel 60 -Chain B**



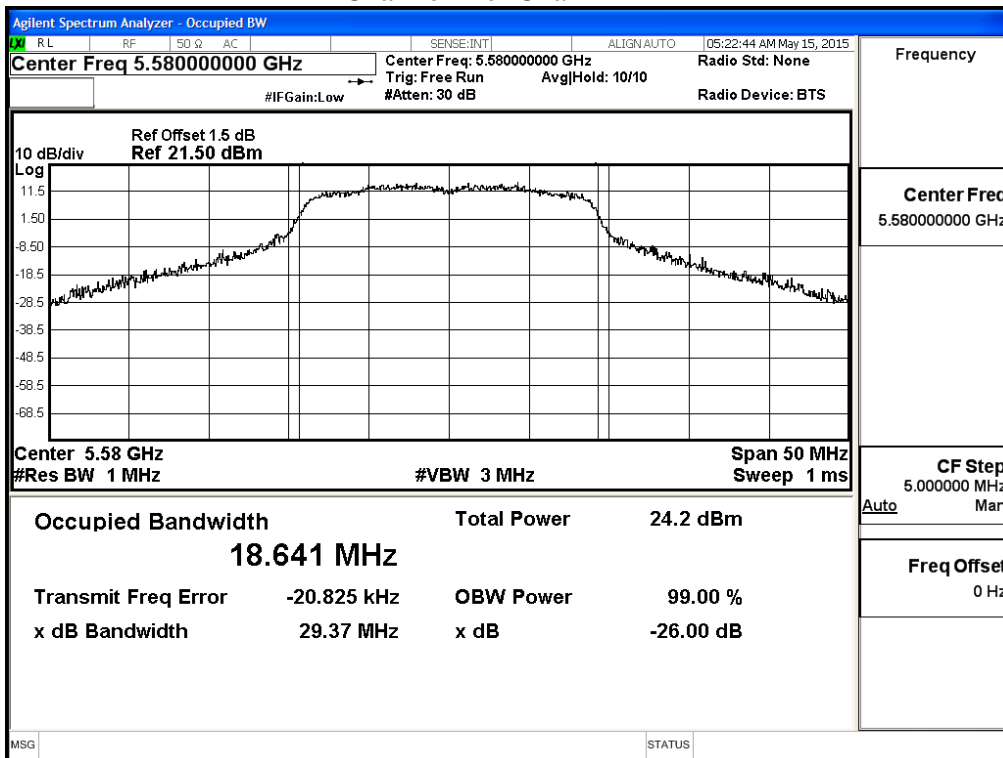
### Channel 64 -Chain B



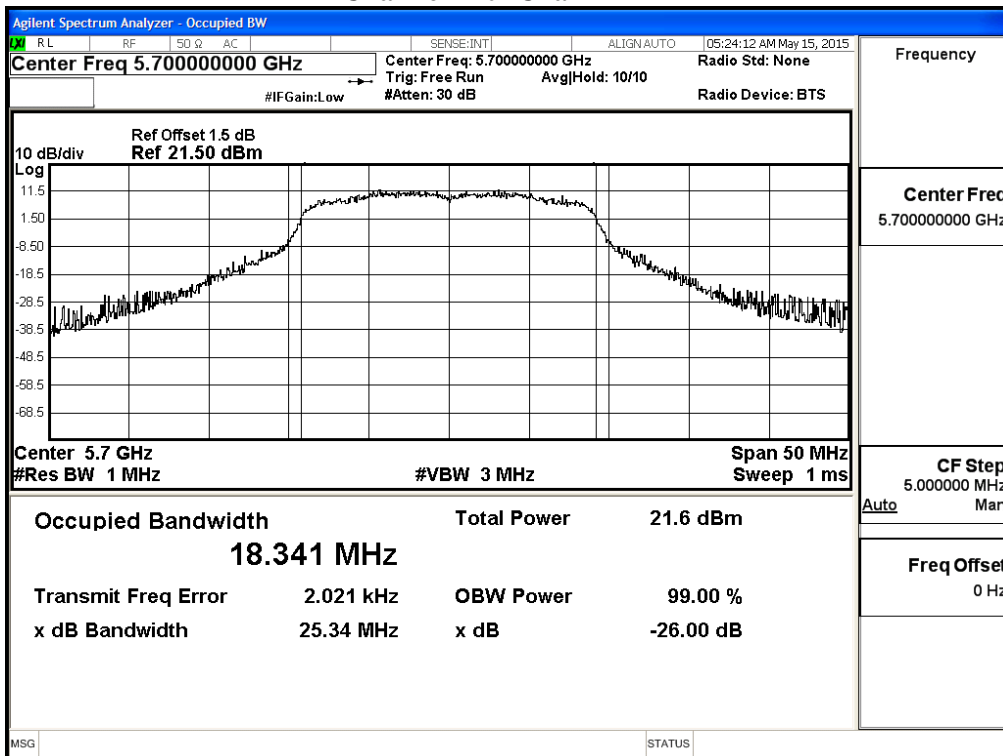
### Channel 100 -Chain B



### Channel 116 -Chain B



### Channel 140 -Chain B





Product : Intel® Dual Band Wireless-AC 8260  
 Test Item : Maximum conducted output power  
 Test Site : No.3 OATS  
 Test Mode : Mode 3 MIMO: Transmit (802.11n-40BW 30Mbps)

**CHAIN A**

Cable loss=1dB		Maximum conducted output power								
Channel No.	Frequency (MHz)	Data Rate (Mbps)								Required Limit
		HT8	HT9	HT10	HT11	HT12	HT13	HT14	HT15	
		Measurement Level (dBm)								
38	5190	16.51	--	--	--	--	--	--	--	<24dBm
46	5230	17.94	17.84	17.73	17.66	17.5	17.42	17.31	17.28	<24dBm
54	5270	18.43	--	--	--	--	--	--	--	<24dBm
62	5310	12.64	12.58	12.44	12.38	12.2	12.11	12.04	11.94	<24dBm
102	5510	15.26	--	--	--	--	--	--	--	<24dBm
110	5550	17.95	17.86	17.74	17.63	17.52	17.48	17.38	17.26	<24dBm
134	5670	18.32	--	--	--	--	--	--	--	<24dBm

Note: Maximum conducted output power Value =Reading value on average power meter + cable loss

**CHAIN B**

Cable loss=1dB		Maximum conducted output power								
Channel No.	Frequency (MHz)	Data Rate (Mbps)								Required Limit
		HT8	HT9	HT10	HT11	HT12	HT13	HT14	HT15	
		Measurement Level (dBm)								
38	5190	16.31	--	--	--	--	--	--	--	<24dBm
46	5230	18.10	18.06	17.94	17.86	17.74	17.63	17.58	17.41	<24dBm
54	5270	18.06	--	--	--	--	--	--	--	<24dBm
62	5310	12.72	12.65	12.54	12.44	12.39	12.22	12.17	12.05	<24dBm
102	5510	16.34	--	--	--	--	--	--	--	<24dBm
110	5550	18.01	17.94	17.86	17.71	17.66	17.52	17.45	17.37	<24dBm
134	5670	18.22	--	--	--	--	--	--	--	<24dBm

Note: Maximum conducted output power Value =Reading value on average power meter + cable loss

**Maximum conducted output power Measurement:**

**(CHAIN A+ B)**

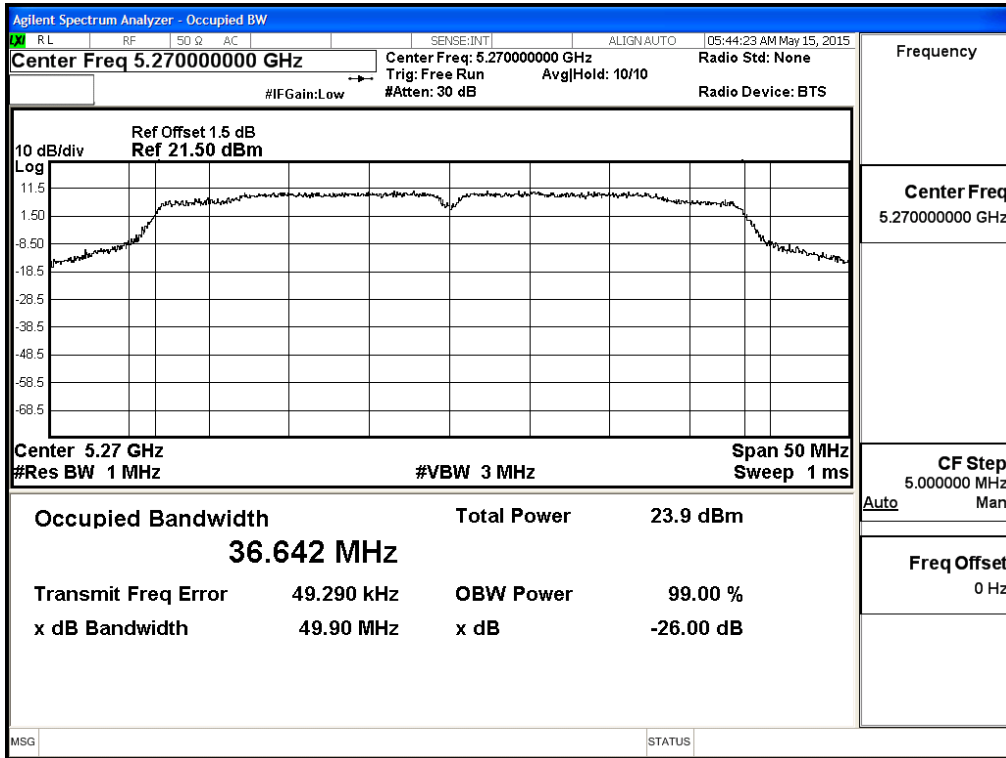
Channel Number	Frequency (MHz)	99% Bandwidth (MHz)	Chain A Power (dBm)	Chain B Power (dBm)	Duty Factor (dB)	Output Power (dBm)	Output Power Limit	
							(dBm)	dBm+10log(BW)
38	5190	--	16.51	16.31	0.15	19.66	24	--
46	5230	--	17.94	18.10	0.15	21.27	24	--
54	5270	36.525	18.43	18.06	0.15	21.50	24	26.63
62	5310	36.384	12.64	12.72	0.15	15.93	24	26.61
102	5510	36.443	15.26	16.34	0.15	19.08	24	26.62
110	5550	36.605	17.95	18.01	0.15	21.23	24	26.64
134	5670	36.592	18.32	18.22	0.15	21.52	24	26.63

Note:

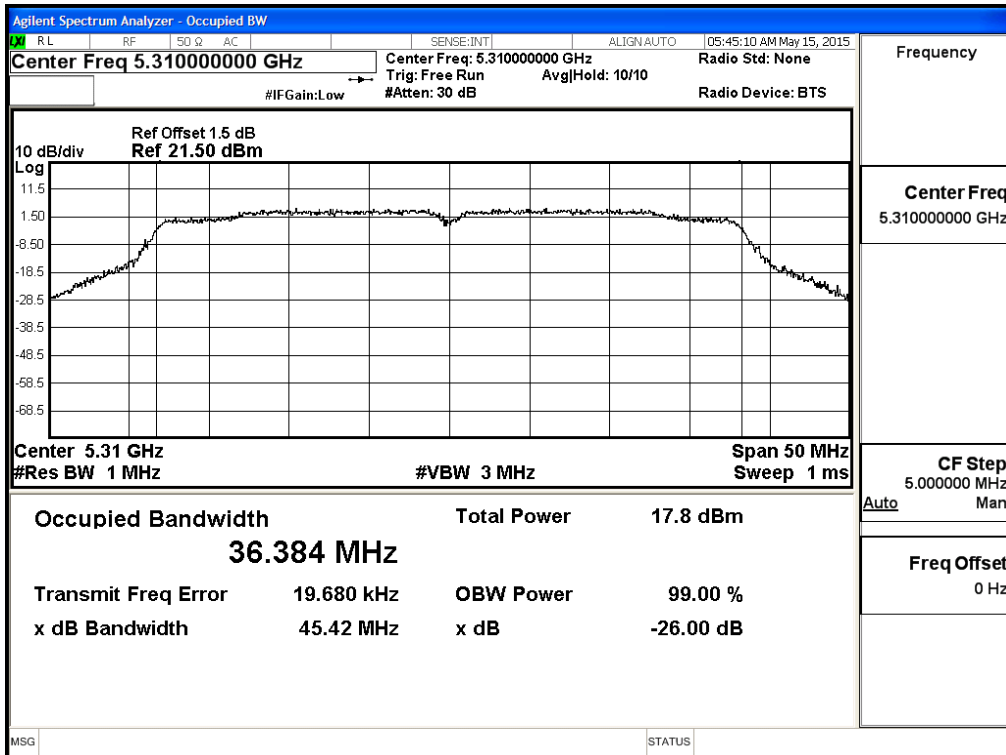
1. Total Output Power (dBm) = 10LOG (Chain A Power (mW) + Chain B Power (mW)) + Duty Factor.
2. 26 dB Bandwidth is the bandwidth of chain A or chain B whichever is less bandwidth, output power limitation is more stringent.

**99% Occupied Bandwidth:**

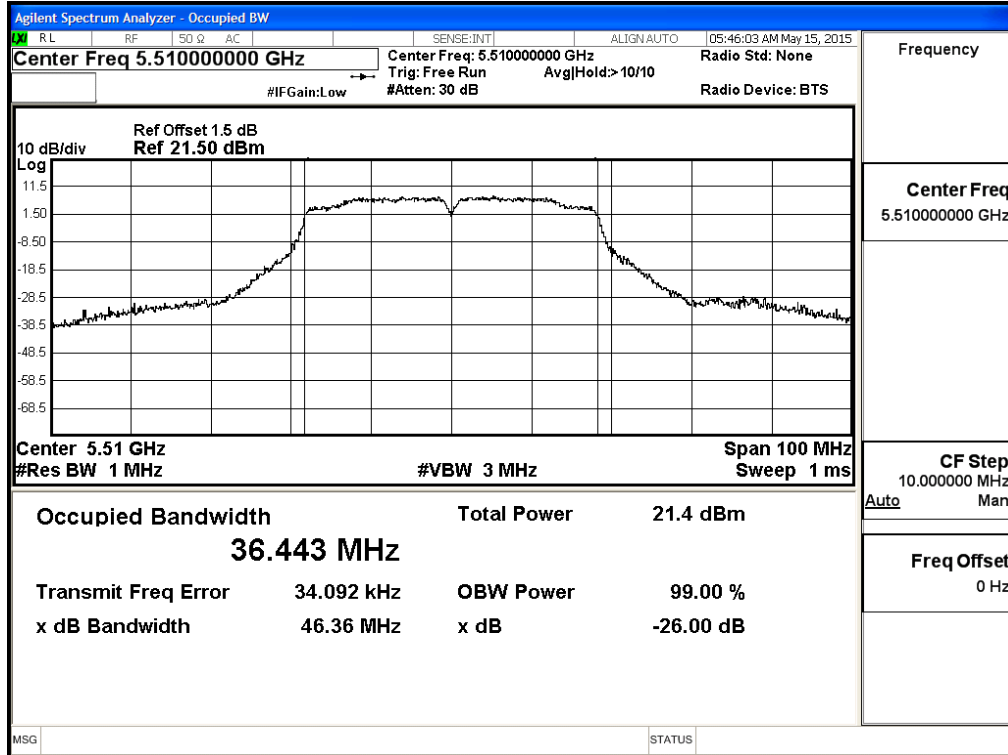
**Channel 54 – Chain A**



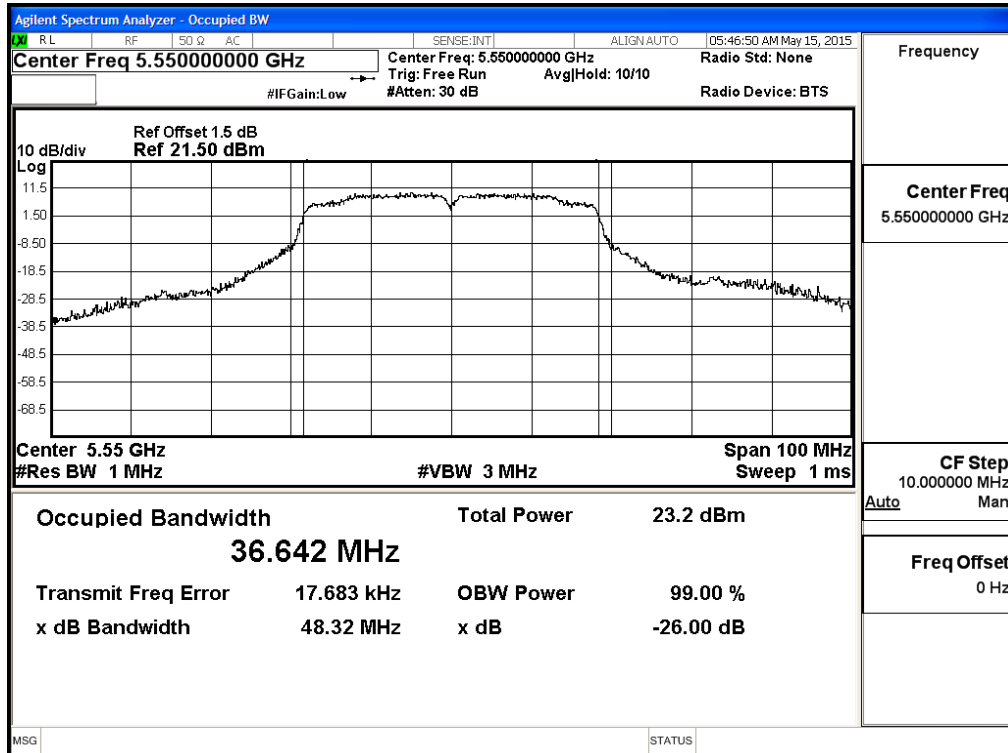
**Channel 62 – Chain A**



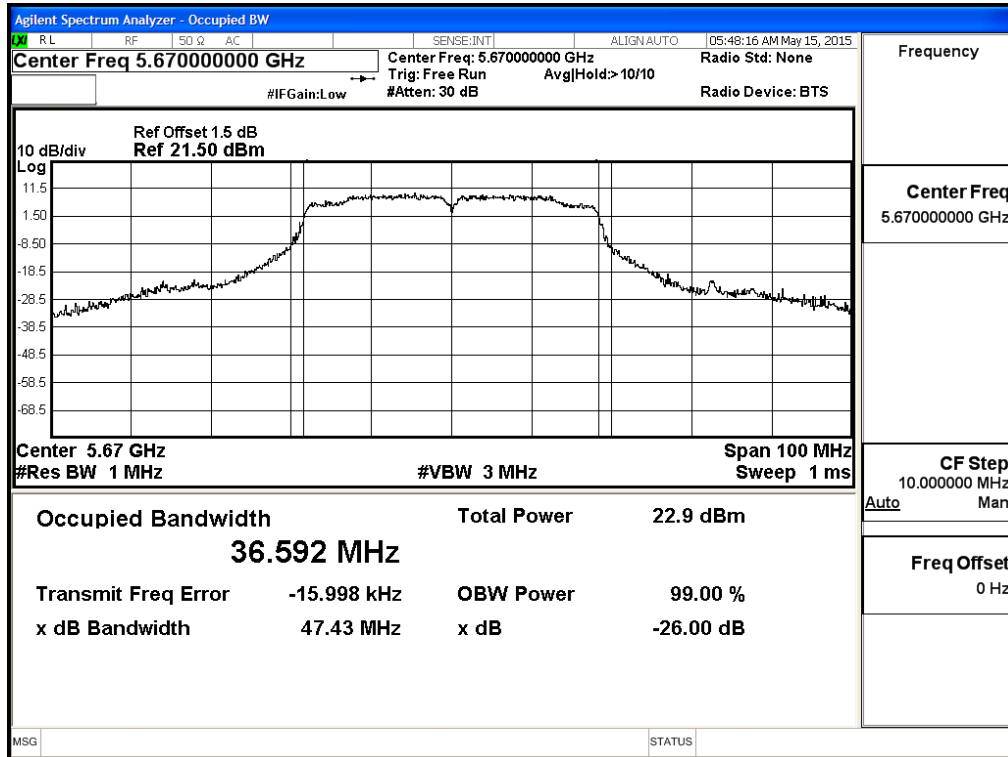
### Channel 102 – Chain A



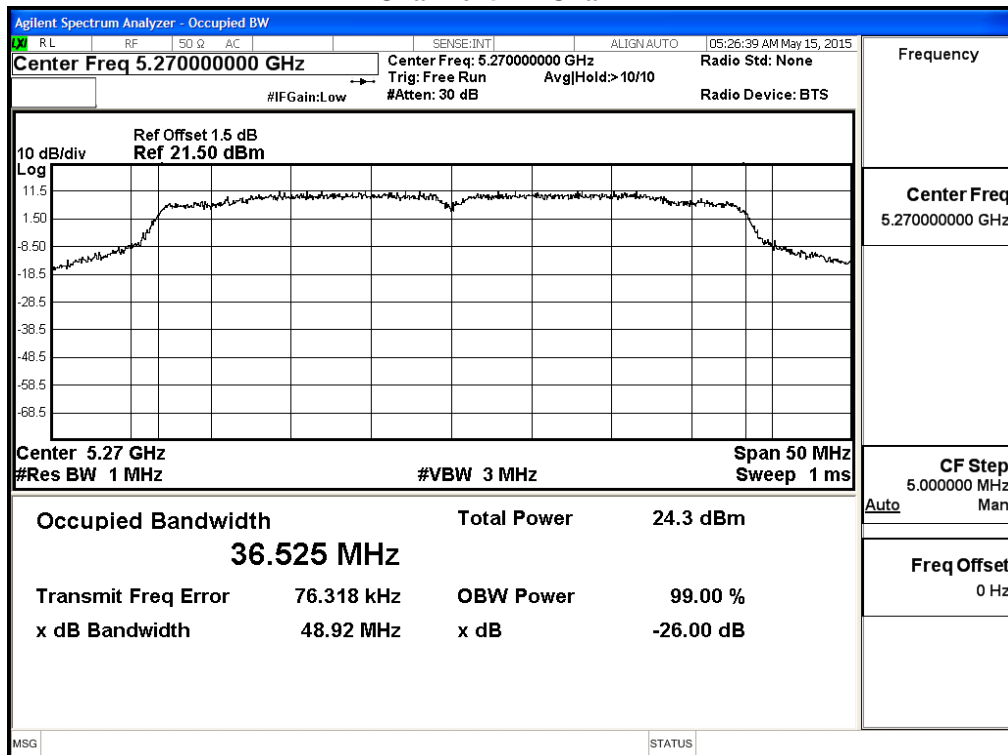
### Channel 110 – Chain A



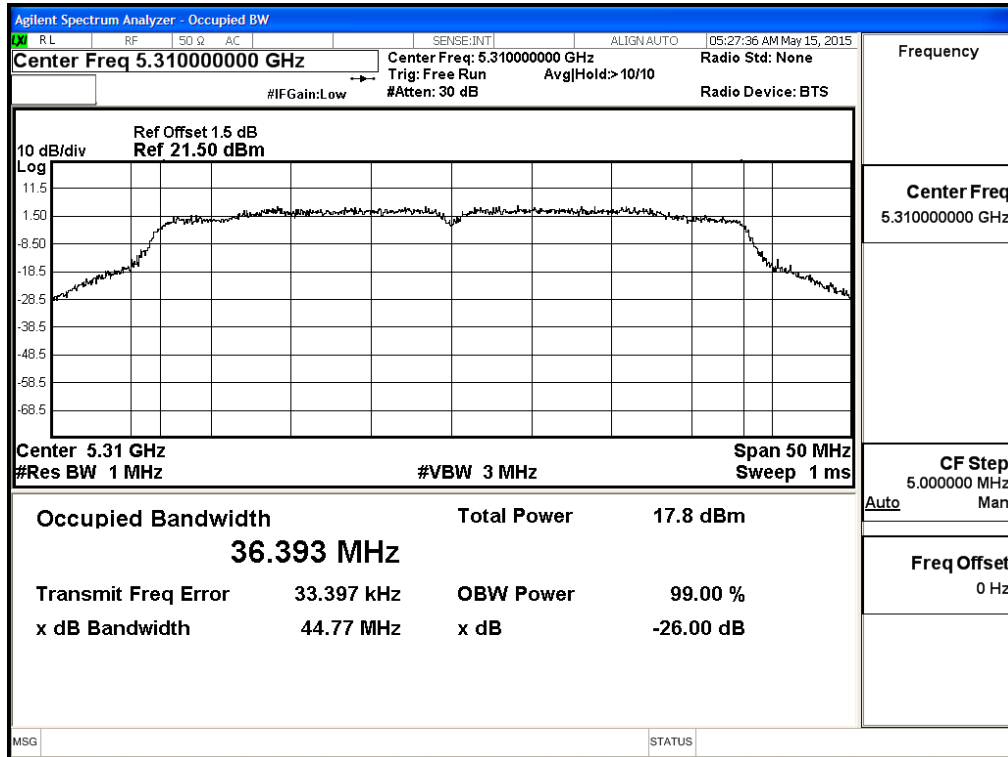
**Channel 134 – Chain A**



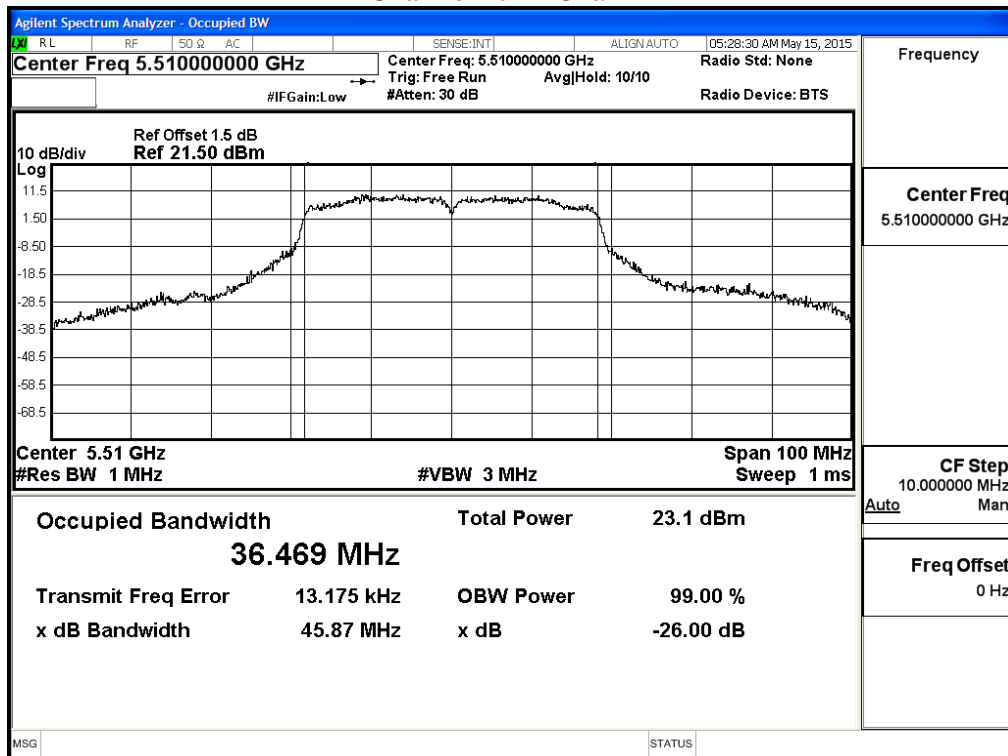
**99% Occupied Bandwidth:  
Channel 54 – Chain B**



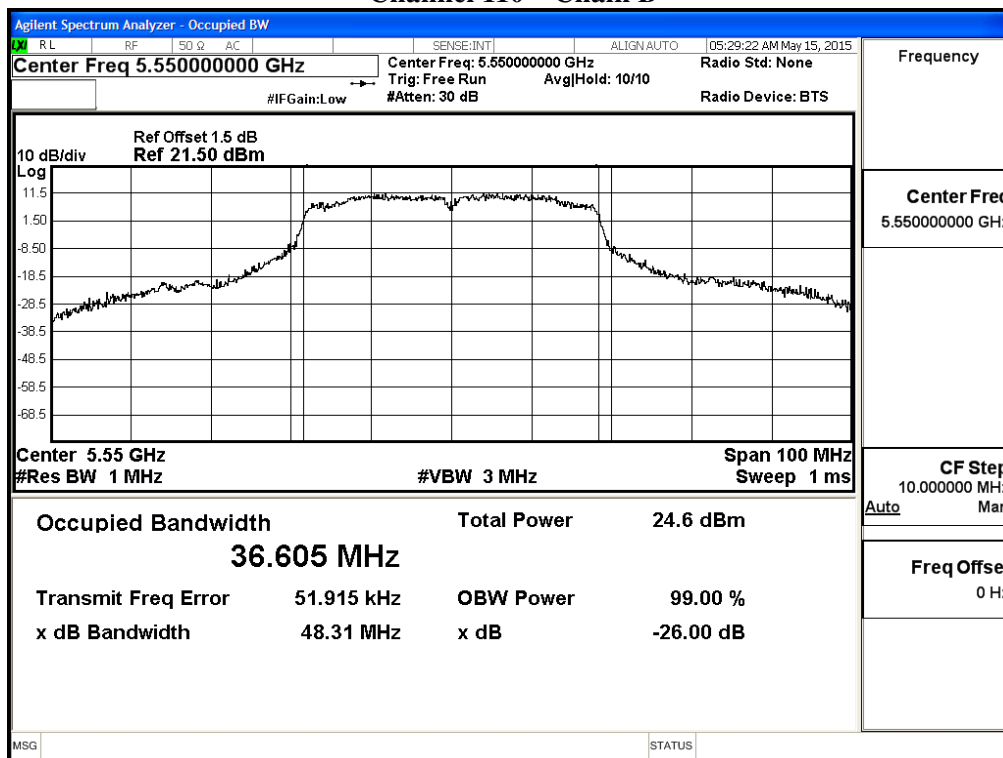
### Channel 62 – Chain B



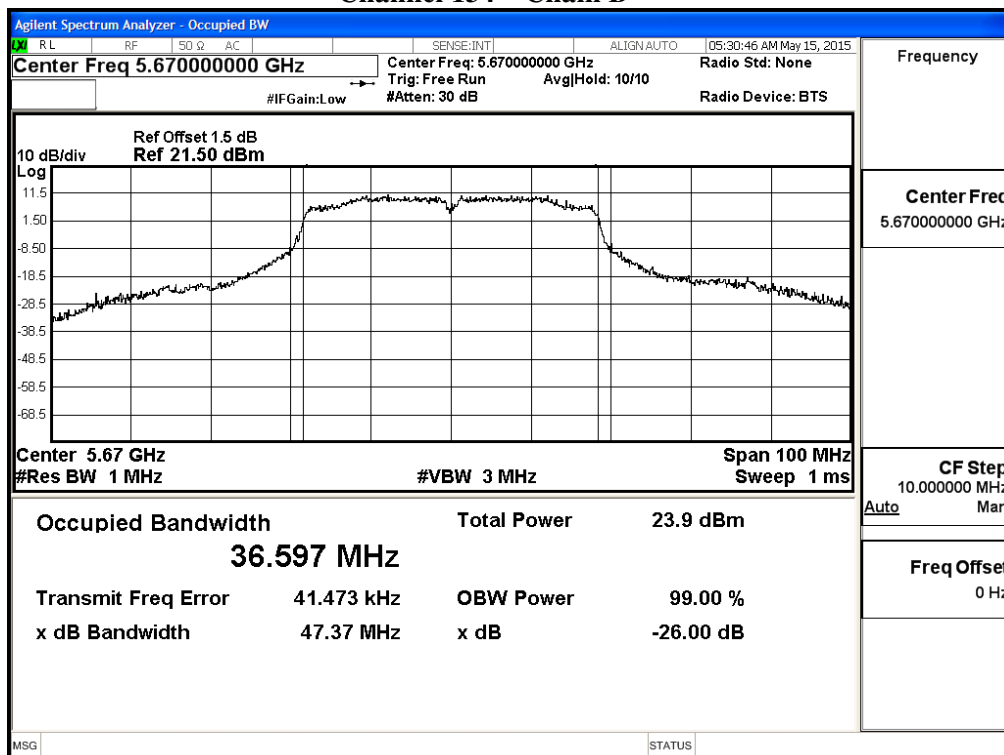
### Channel 102 – Chain B



### Channel 110 – Chain B



### Channel 134 – Chain B



Product : Intel® Dual Band Wireless-AC 8260  
 Test Item : Maximum conducted output power  
 Test Site : No.3 OATS  
 Test Mode : Mode 3 MIMO: Transmit (802.11ac-20BW-14.4Mbps)

**Chain A**

Cable loss=1dB		Maximum conducted output power									
Channel No.	Frequency (MHz)	Data Rate (Mbps)									Required Limit
		VTH0	VTH1	VTH2	VTH3	VTH4	VTH5	VTH6	VTH7	VTH8	
		Measurement Level (dBm)									
144 (Band3)	5720	18.05	18.06	17.93	17.76	17.65	17.55	17.38	17.21	17.17	<24dBm
144 (Band4)	5720	10.63	10.46	10.35	10.18	10.07	9.87	9.76	9.64	9.52	<30dBm

Note: Maximum conducted output power Value =Reading value on average power meter + cable loss

**Chain B**

Cable loss=1dB		Maximum conducted output power									
Channel No.	Frequency (MHz)	Data Rate (Mbps)									Required Limit
		VTH0	VTH1	VTH2	VTH3	VTH4	VTH5	VTH6	VTH7	VTH8	
		Measurement Level (dBm)									
144 (Band3)	5720	17.78	17.51	17.36	17.27	17.11	17.06	16.97	16.85	16.77	<24dBm
144 (Band4)	5720	10.37	10.11	10.6	9.92	9.76	9.64	9.52	9.47	9.35	<30dBm

Note: Maximum conducted output power Value =Reading value on average power meter + cable loss

**Maximum conducted output power Measurement:**

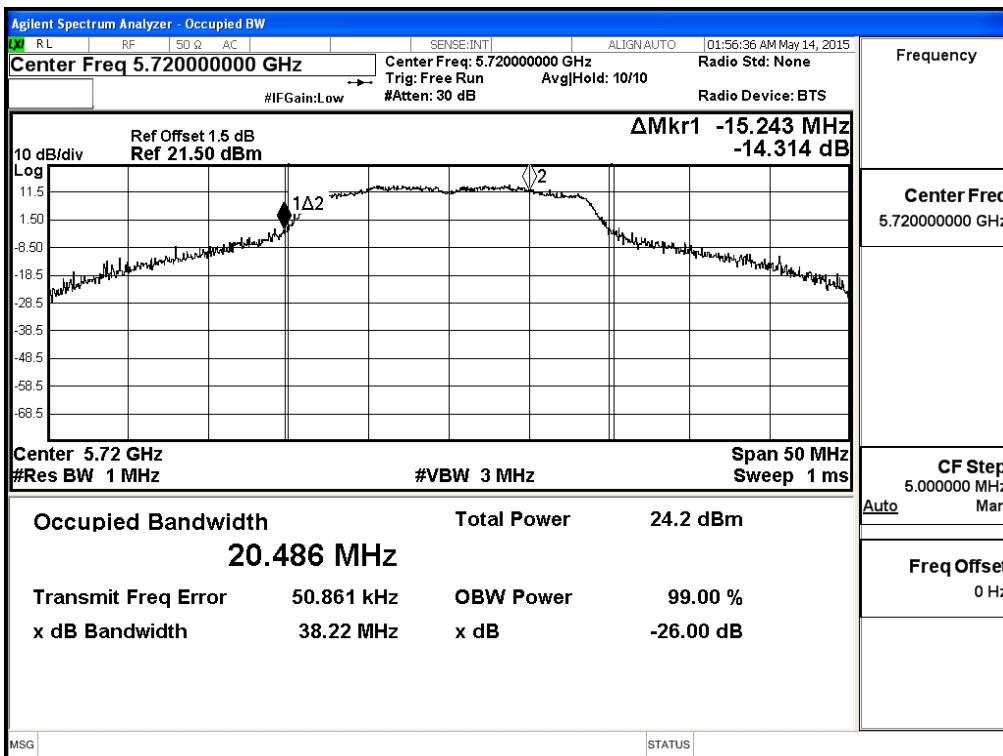
Channel No	Frequency Range (MHz)	99% Bandwidth (MHz)	Chain A Power (dBm)	Chain B Power (dBm)	Duty Factor (dB)	Output Power (dBm)	Output Power Limit	
							(dBm)	dBm+10log(BW)
144(Band3)	5720	14.540	18.06	17.78	0.09	21.02	24	22.63
144(Band4)	5720	4.538	10.63	10.60	0.09	13.72	30	17.57

Note:

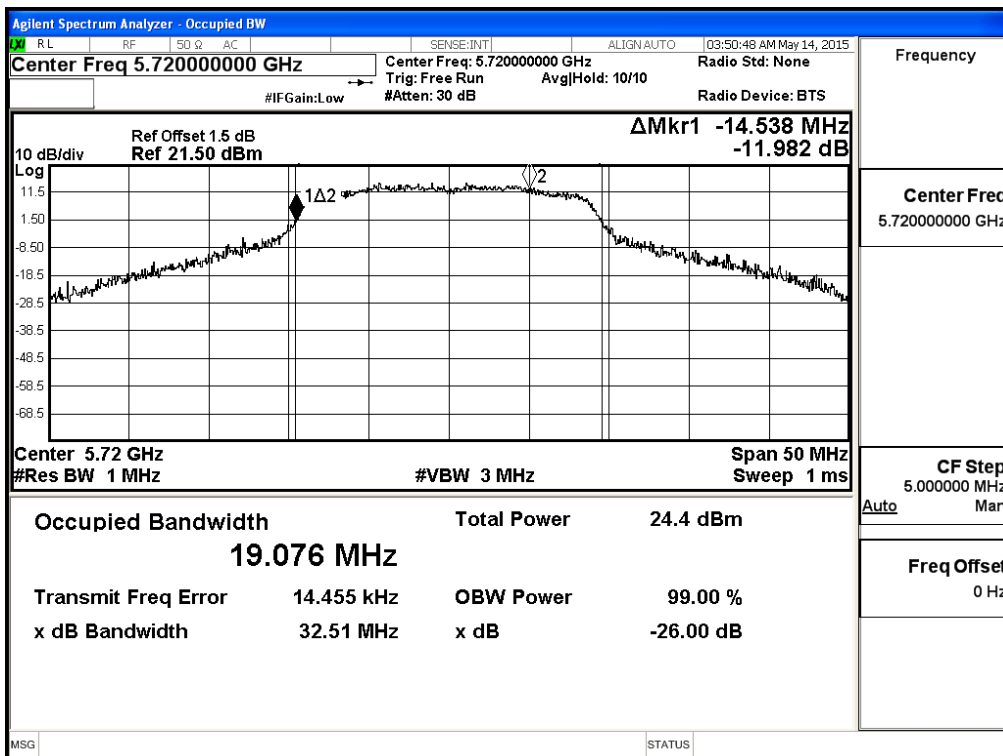
- Total Output Power (dBm) = 10LOG (Chain A Power (mW) + Chain B Power (mW)) + Duty Factor.
- 26 dB Bandwidth is the bandwidth of chain A or chain B whichever is less bandwidth, output power limitation is more stringent.



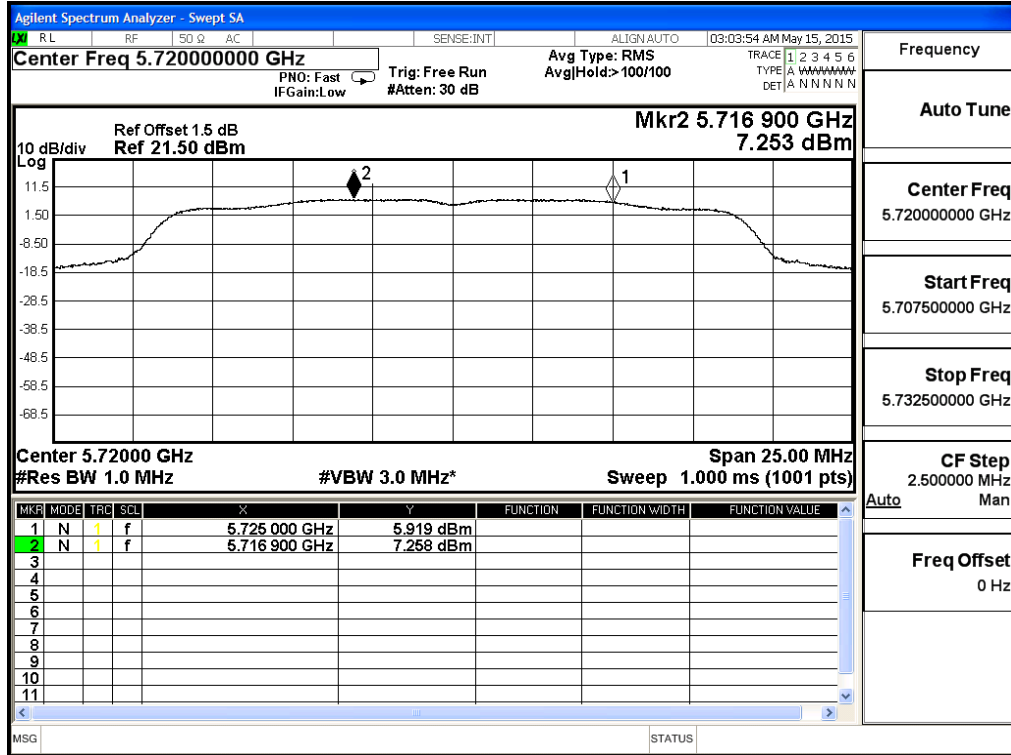
**99% Occupied Bandwidth:  
Channel 144 – Chain A**



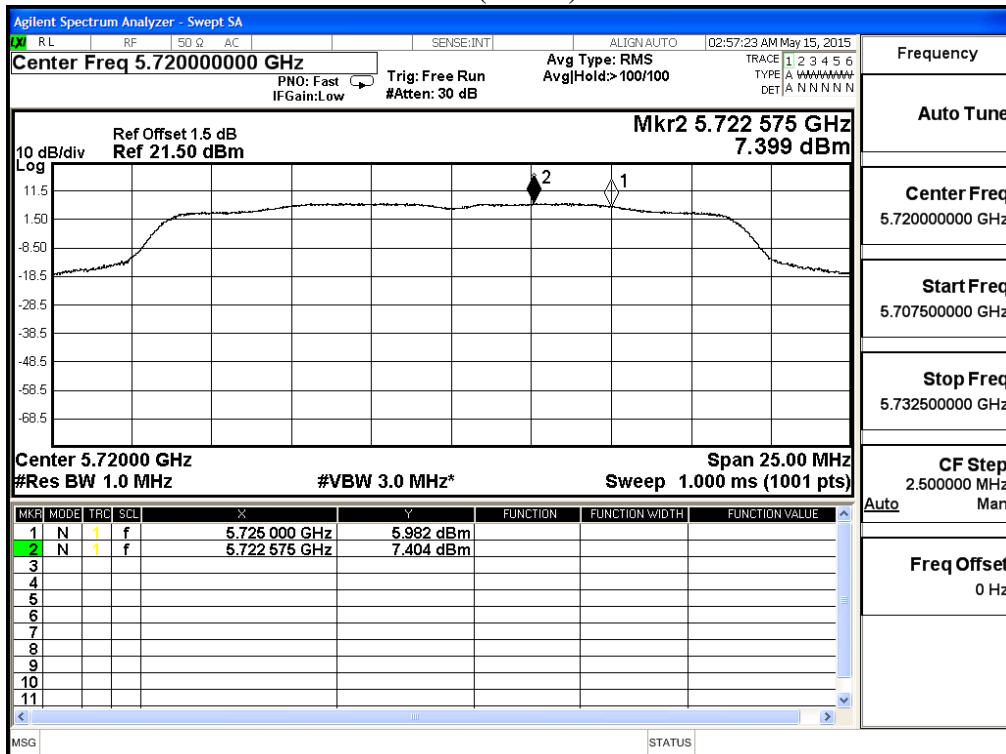
**99% Occupied Bandwidth:  
Channel 144 – Chain B**



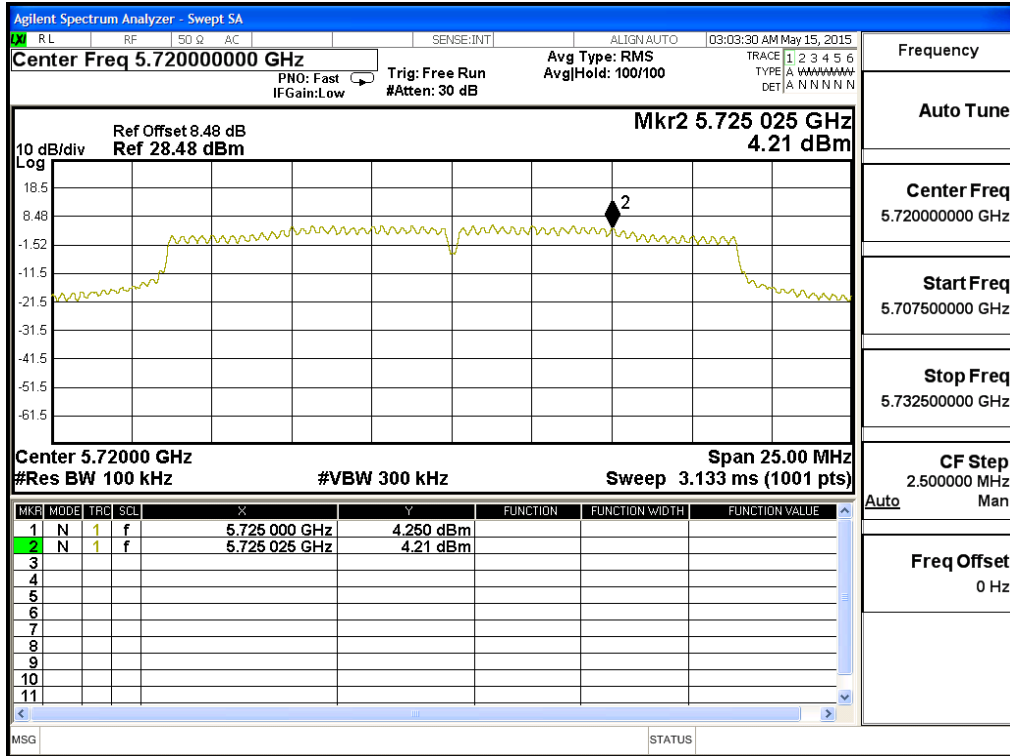
**Maximum conducted output power:  
Channel 144 (Band3) – Chain A**



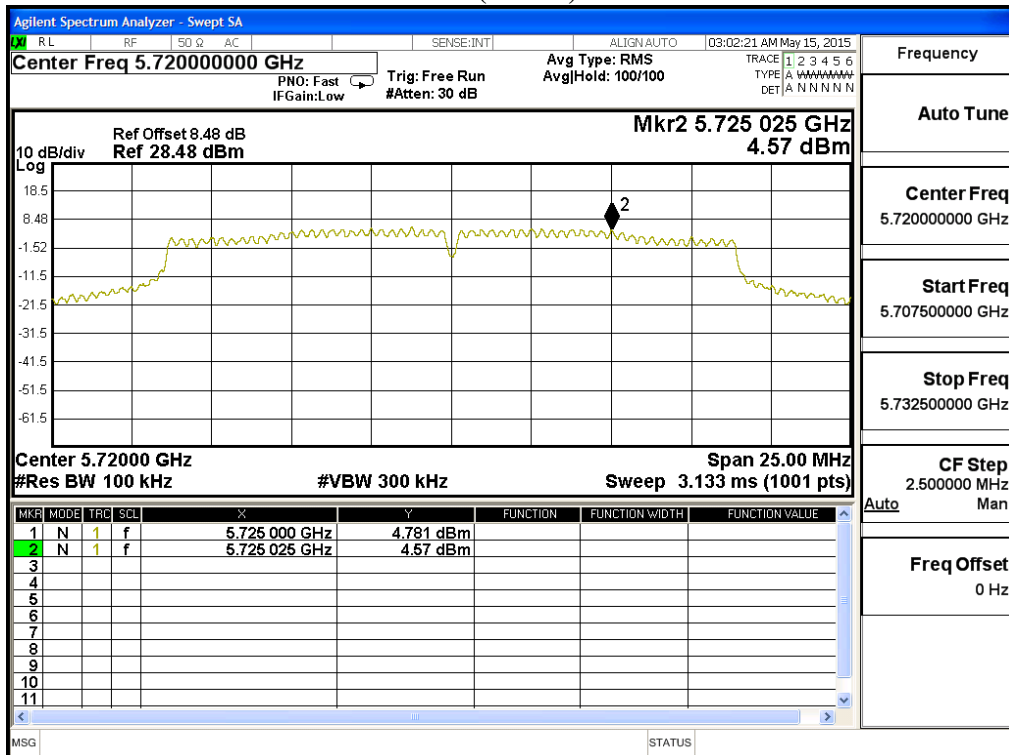
**Channel 144 (Band4) – Chain A**



**Maximum conducted output power:  
Channel 144 (Band3) – Chain B**



**Channel 144 (Band4) – Chain B**



Product : Intel® Dual Band Wireless-AC 8260  
 Test Item : Maximum conducted output power  
 Test Site : No.3 OATS  
 Test Mode : Mode 3 MIMO: Transmit (802.11ac-40BW-30Mbps)

**Chain A**

Cable loss=1dB		Maximum conducted output power										
Channel No	Frequency (MHz)	Data Rate (Mbps)										Required Limit
		VTH0	VTH1	VTH2	VTH3	VTH4	VTH5	VTH6	VTH7	VTH8	VTH9	
142F(Band3)	5710	18.4	18.21	18.08	17.94	17.86	17.76	17.54	17.46	17.36	17.2	<24dBm
142F(Band4)	5710	6.10	5.68	5.54	5.37	5.21	5.11	5.06	4.97	4.82	4.69	<30dBm

Note: Maximum conducted output power Value =Reading value on average power meter + cable loss

**Chain B**

Cable loss=1dB		Maximum conducted output power										
Channel No	Frequency (MHz)	Data Rate (Mbps)										Required Limit
		VTH0	VTH1	VTH2	VTH3	VTH4	VTH5	VTH6	VTH7	VTH8	VTH9	
142F(Band3)	5710	17.65	17.64	17.51	17.48	17.29	17.15	17.02	16.93	16.74	16.63	<24dBm
142F(Band4)	5710	5.00	4.93	4.83	4.67	4.52	4.44	4.31	4.21	4.11	4.08	<30dBm

Note: Maximum conducted output power Value =Reading value on average power meter + cable loss

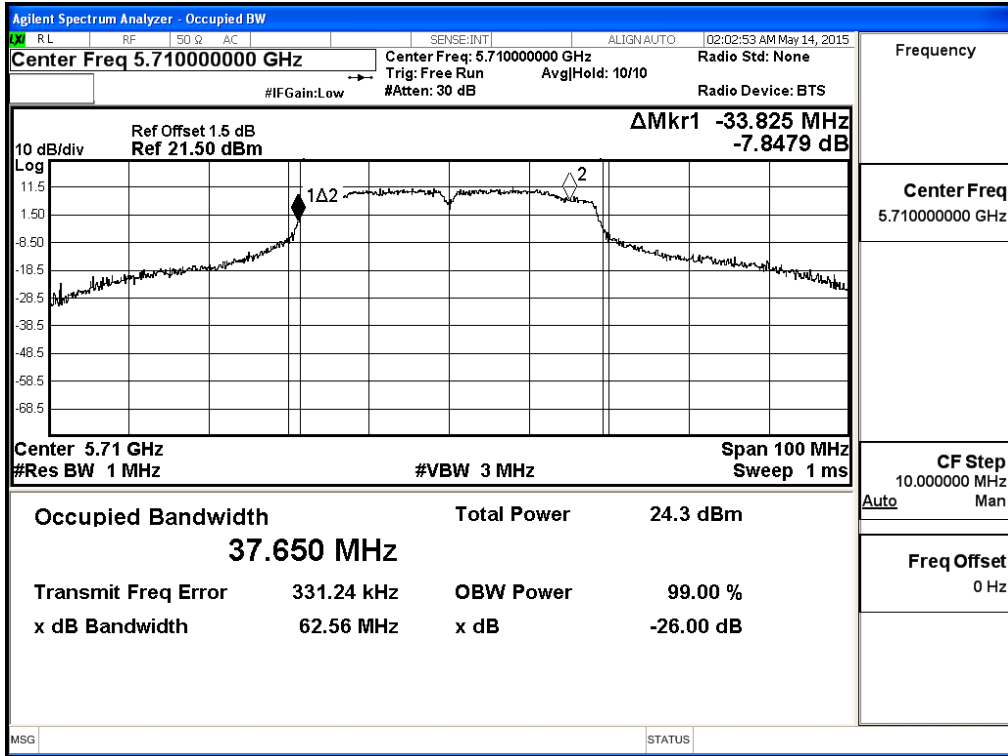
**Maximum conducted output power Measurement:**

Channel No	Frequency Range (MHz)	99% Bandwidth (MHz)	Chain A Power (dBm)	Chain B Power (dBm)	Duty Factor (dB)	Total Output Power (dBm)	Output Power Limit	
							(dBm)	dBm+10log(BW)
142F(Band3)	5710	33.825	18.40	17.65	0.15	21.20	24	26.29
142F(Band4)	5710	3.302	6.10	5.00	0.15	8.75	30	16.19

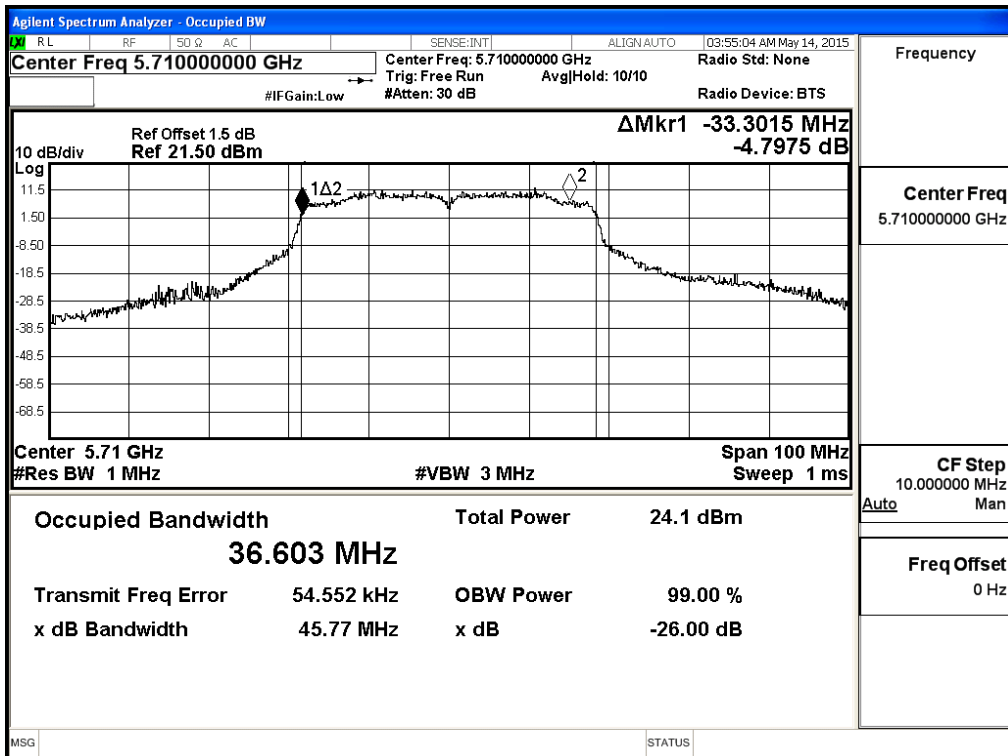
Note:

1. Total Output Power (dBm) = 10LOG (Chain A Power (mW) + Chain B Power (mW)) + Duty Factor.
2. 26 dB Bandwidth is the bandwidth of chain A or chain B whichever is less bandwidth, output power limitation is more stringent.

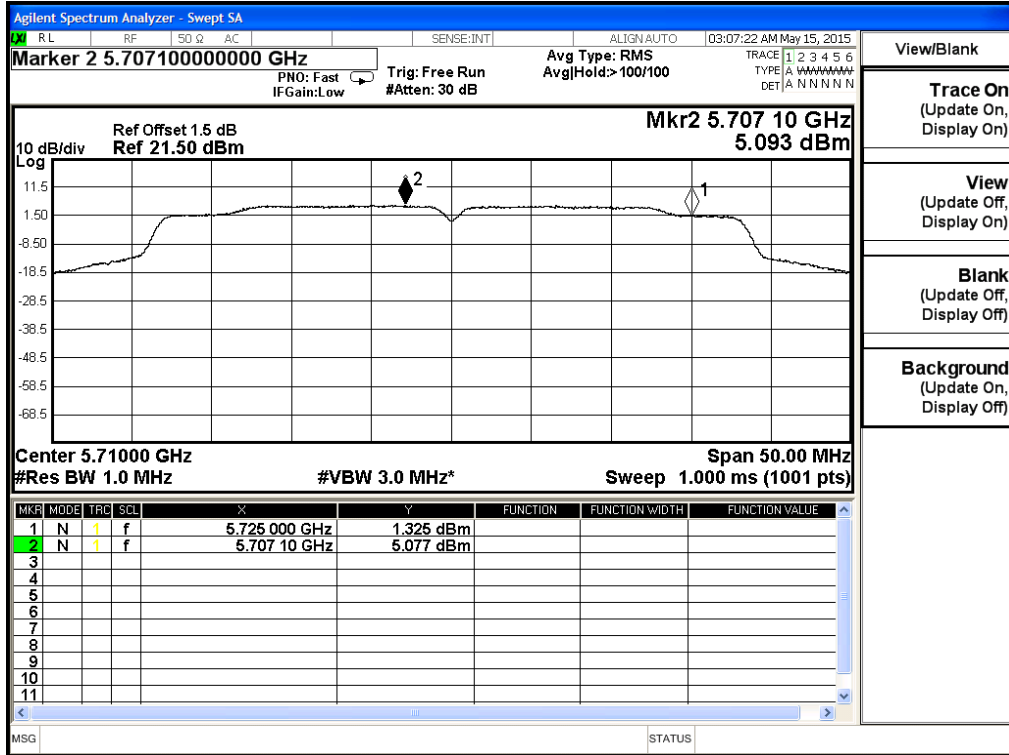
**99% Occupied Bandwidth:  
Channel 142 – Chain A**



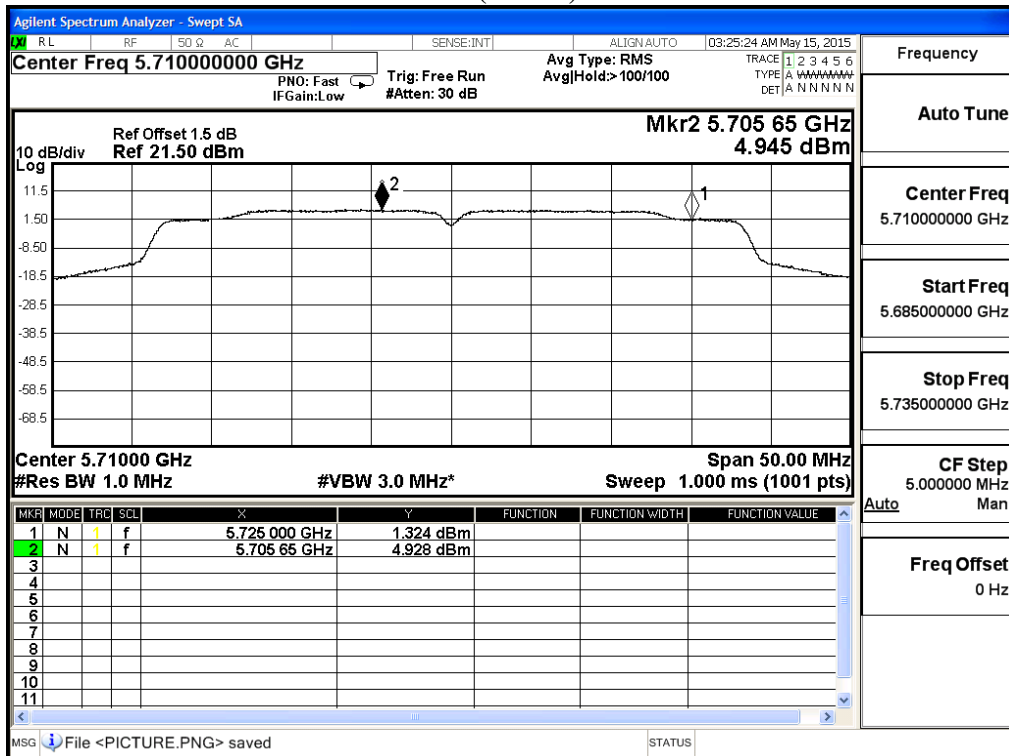
**99% Occupied Bandwidth:  
Channel 142 – Chain B**



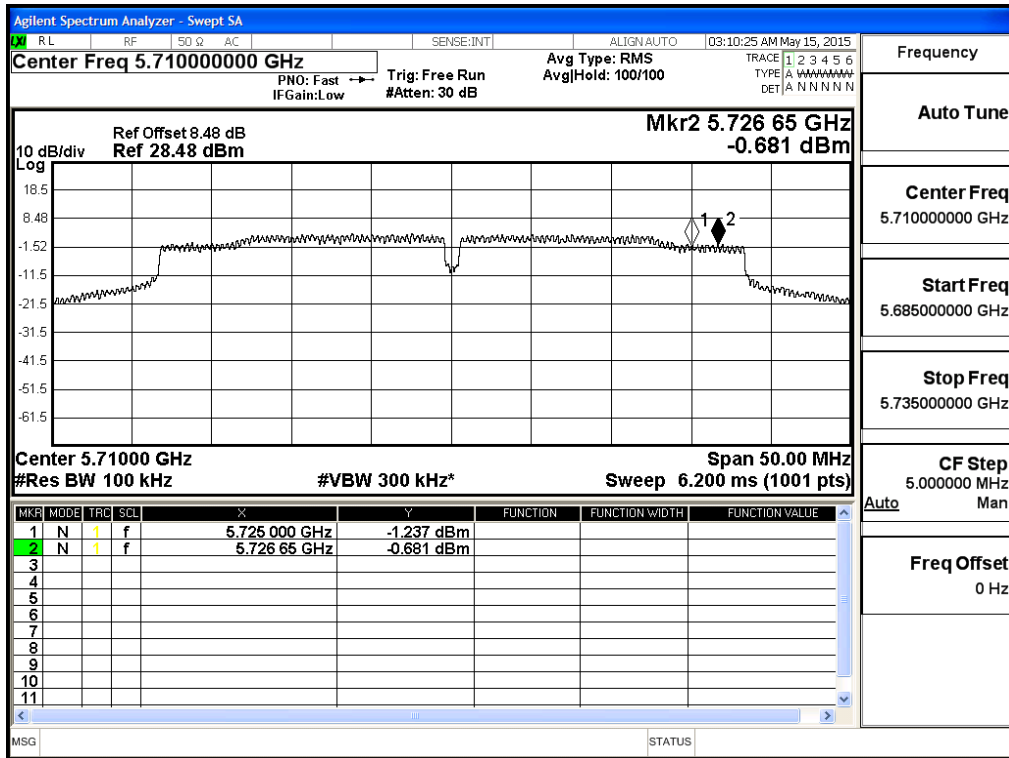
**Maximum conducted output power:  
Channel 142 (Band3) – Chain A**



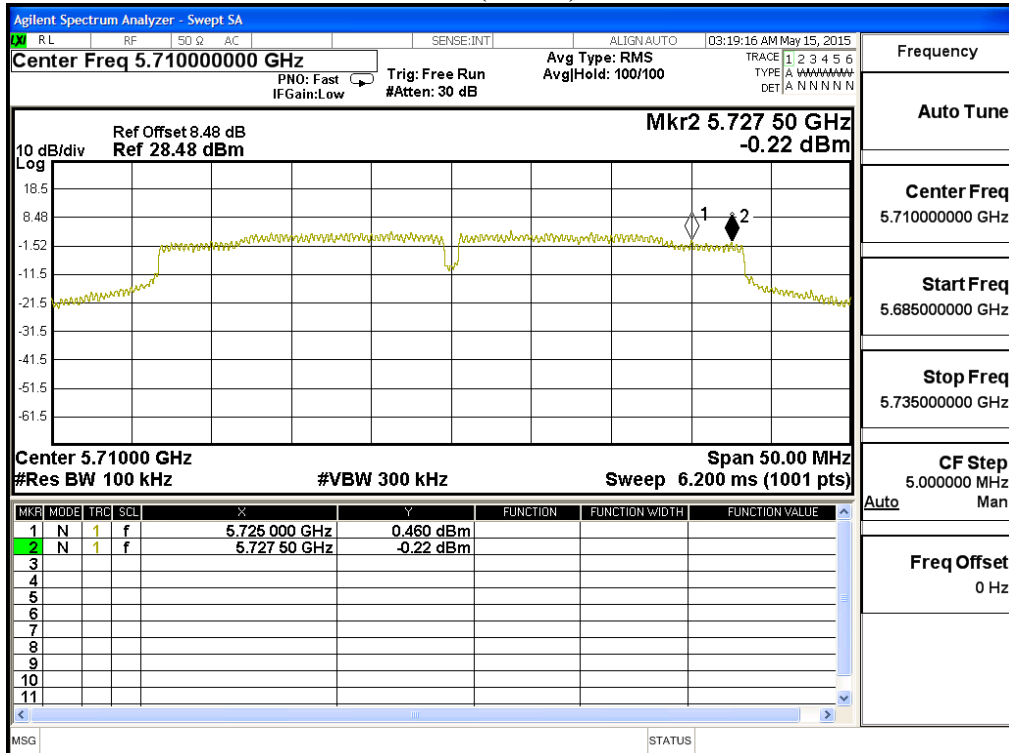
**Channel 142 (Band4) – Chain A**



**Maximum conducted output power:  
Channel 142 (Band3) – Chain B**



**Channel 142 (Band4) – Chain B**



Product : Intel® Dual Band Wireless-AC 8260  
 Test Item : Maximum conducted output power  
 Test Site : No.3 OATS  
 Test Mode : Mode 3 MIMO: Transmit (802.11ac-80BW-65Mbps)

**Chain A**

Cable loss=1dB		Maximum conducted output power										
Channel No	Frequency (MHz)	Data Rate (Mbps)										Required Limit
		VTH0	VTH1	VTH2	VTH3	VTH4	VTH5	VTH6	VTH7	VTH8	VTH9	
42	5210	13.58	12.91	12.83	12.76	12.58	12.41	12.36	12.17	12.05	11.94	<24dBm
58	5290	13.38	13.14	13.02	12.93	12.78	12.63	12.54	12.41	12.36	12.29	<24dBm
106	5530	13.56	12.89	12.74	12.63	12.47	12.35	12.25	12.11	12.05	11.95	<24dBm
122ac80	5610	17.71	17.65	17.59	17.53	17.47	17.41	17.35	17.29	17.23	17.17	<24dBm
138(Band3)	5690	19.18	17.55	17.43	17.26	17.14	17.02	16.94	16.82	16.73	16.64	<24dBm
138(Band4)	5690	4.19	4.11	4.03	3.95	3.87	3.79	3.71	3.63	3.55	3.47	<30dBm

Note: Maximum conducted output power Value =Reading value on average power meter + cable loss

**Chain B**

Cable loss=1dB		Maximum conducted output power										
Channel No	Frequency (MHz)	Data Rate (Mbps)										Required Limit
		VTH0	VTH1	VTH2	VTH3	VTH4	VTH5	VTH6	VTH7	VTH8	VTH9	
42	5210	13.87	13.26	13.11	13.01	12.97	12.86	12.64	12.51	12.48	12.32	<24dBm
58	5290	13.65	13.24	13.08	12.97	12.88	12.68	12.52	12.47	12.39	12.18	<24dBm
106	5530	13.12	13.17	13.07	12.93	12.86	12.74	12.68	12.52	12.47	12.38	<24dBm
122ac80	5610	18.38	18.36	18.34	18.32	18.30	18.28	18.26	18.24	18.22	18.20	<24dBm
138(Band3)	5690	17.29	17.28	17.17	17.06	16.88	16.74	16.63	16.54	16.48	16.31	<24dBm
138(Band4)	5690	0.54	0.41	0.29	0.15	-0.17	-0.23	-0.45	-0.58	-0.67	-0.77	<30dBm

Note: Maximum conducted output power Value =Reading value on average power meter + cable loss



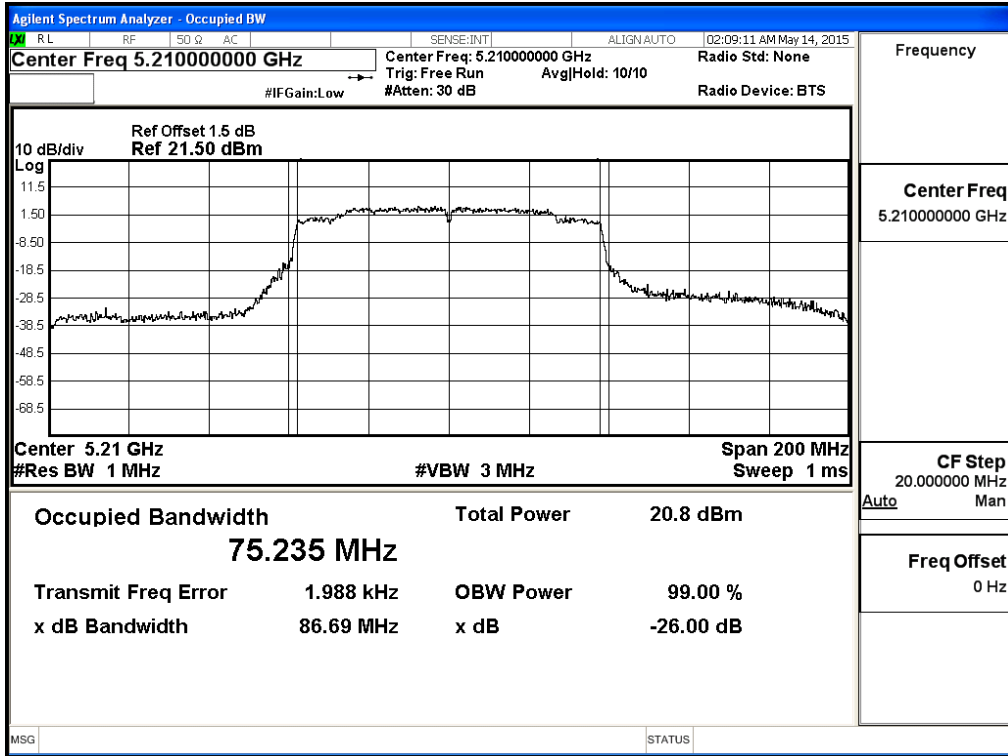
**Maximum conducted output power Measurement**

Channel No	Frequency Range (MHz)	99% Bandwidth (MHz)	Chain A Power (dBm)	Chain B Power (dBm)	Duty Factor (dB)	Output Power (dBm)	Output Power Limit	
							(dBm)	dBm+10log(BW)
42	5210	75.170	13.58	13.87	0.31	17.05	24	--
58	5290	75.203	13.38	13.65	0.31	16.84	24	29.76
106	5530	75.106	13.56	13.17	0.31	16.69	24	29.76
122	5610	82.918	17.71	18.38	0.31	21.38	24	30.19
138(Band3)	5690	72.724	19.18	17.29	0.31	21.66	24	29.62
138(Band4)	5690	2.724	4.19	0.54	0.31	6.06	30	21.35

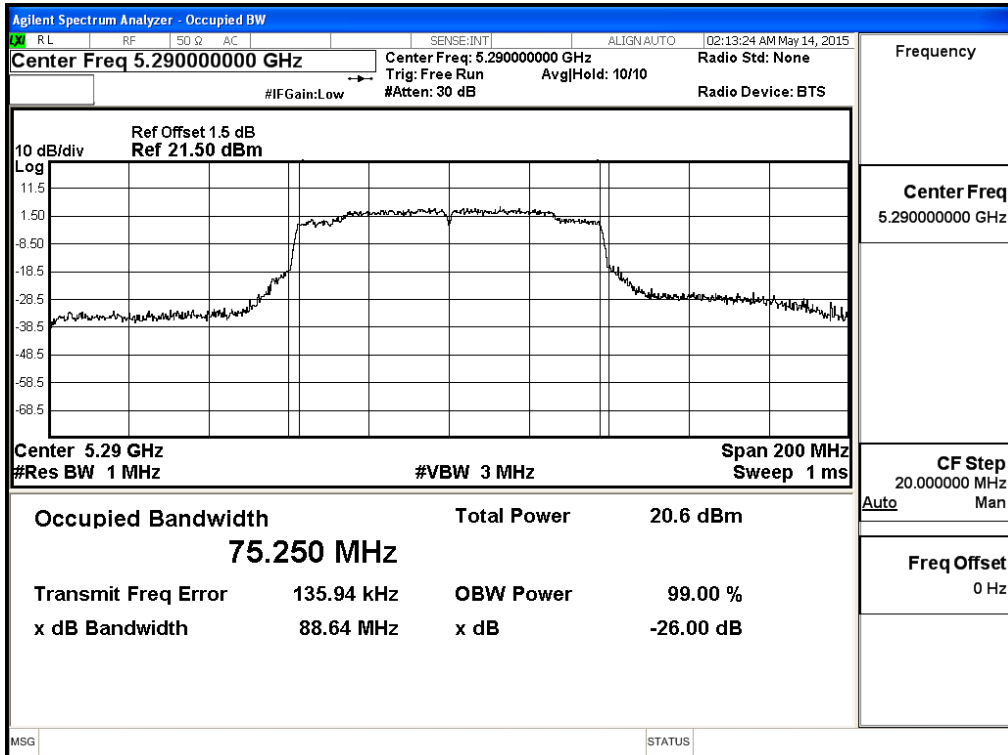
Note:

1. Total Output Power (dBm) = 10LOG (Chain A Power (mW) + Chain B Power (mW)) + Duty Factor.
2. 26 dB Bandwidth is the bandwidth of chain A or chain B whichever is less bandwidth, output power limitation is more stringent.

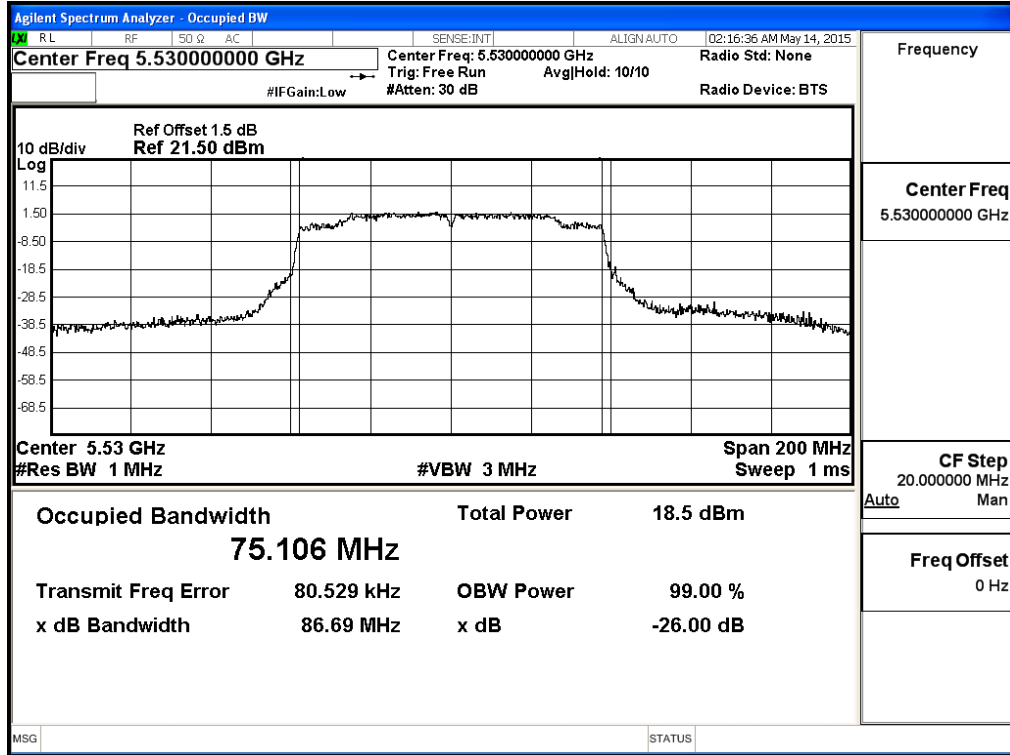
**99% Occupied Bandwidth:  
Channel 42 – Chain A**



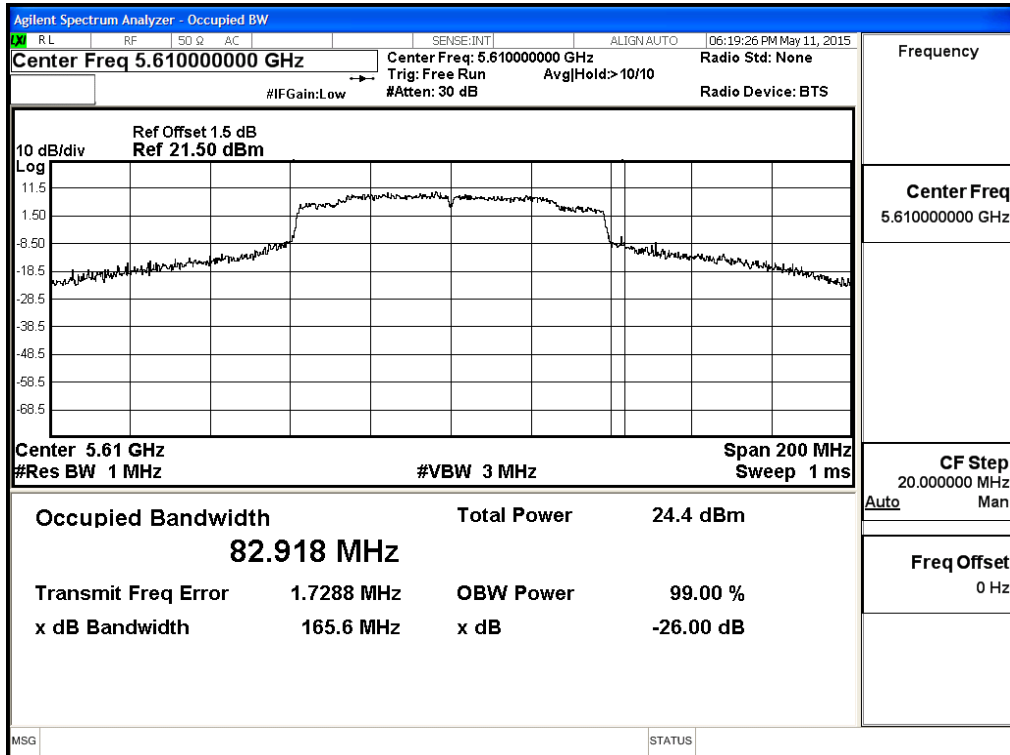
**Channel 58 – Chain A**



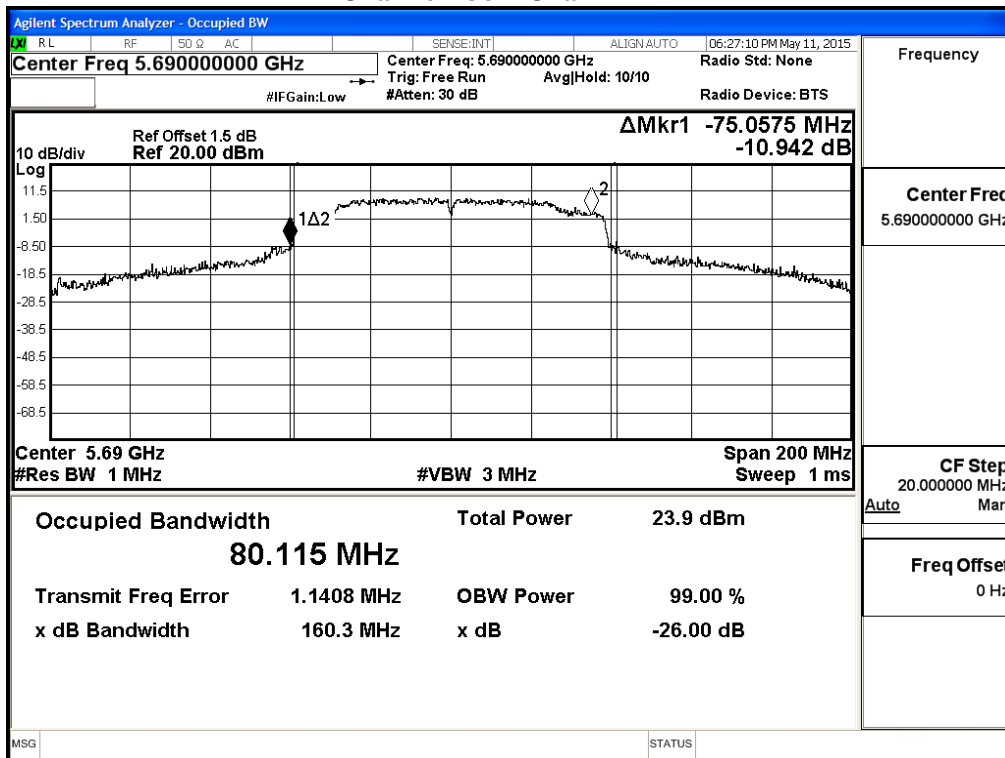
**Channel 106 – Chain A**



**Channel 122 – Chain A**

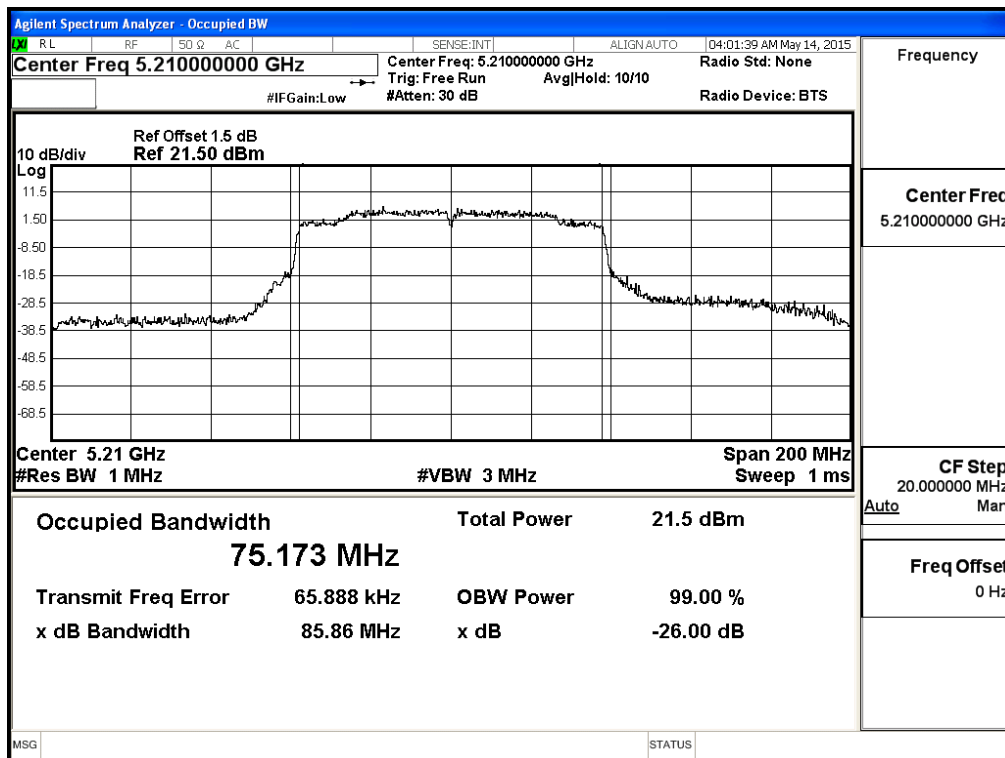


### Channel 138 – Chain A

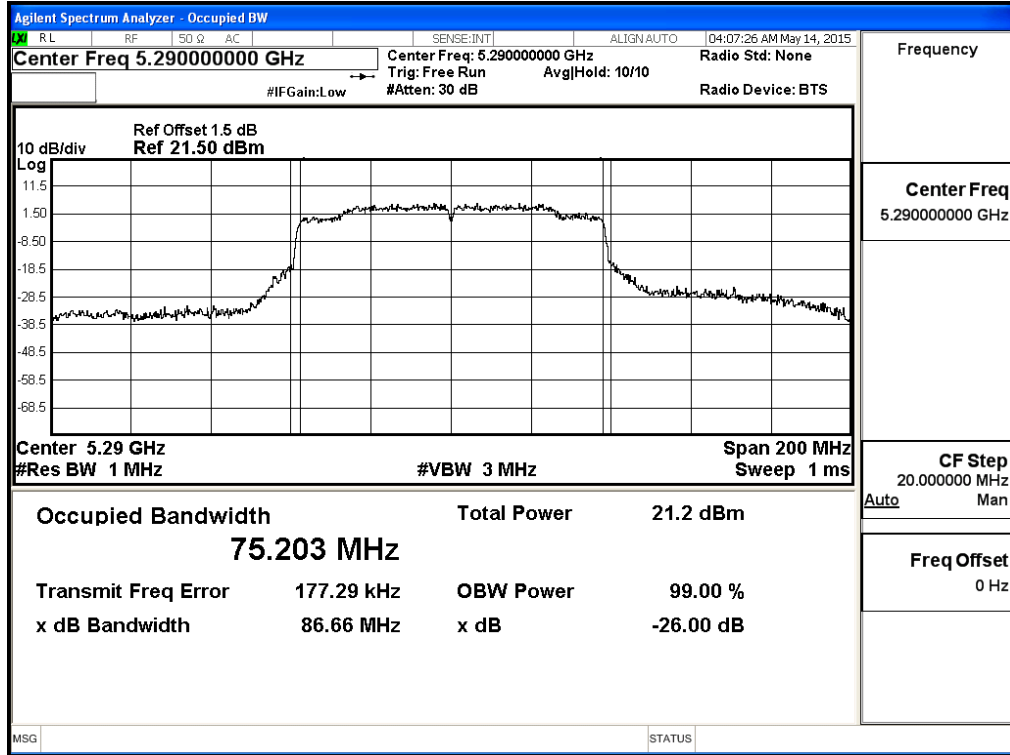


### 99% Occupied Bandwidth:

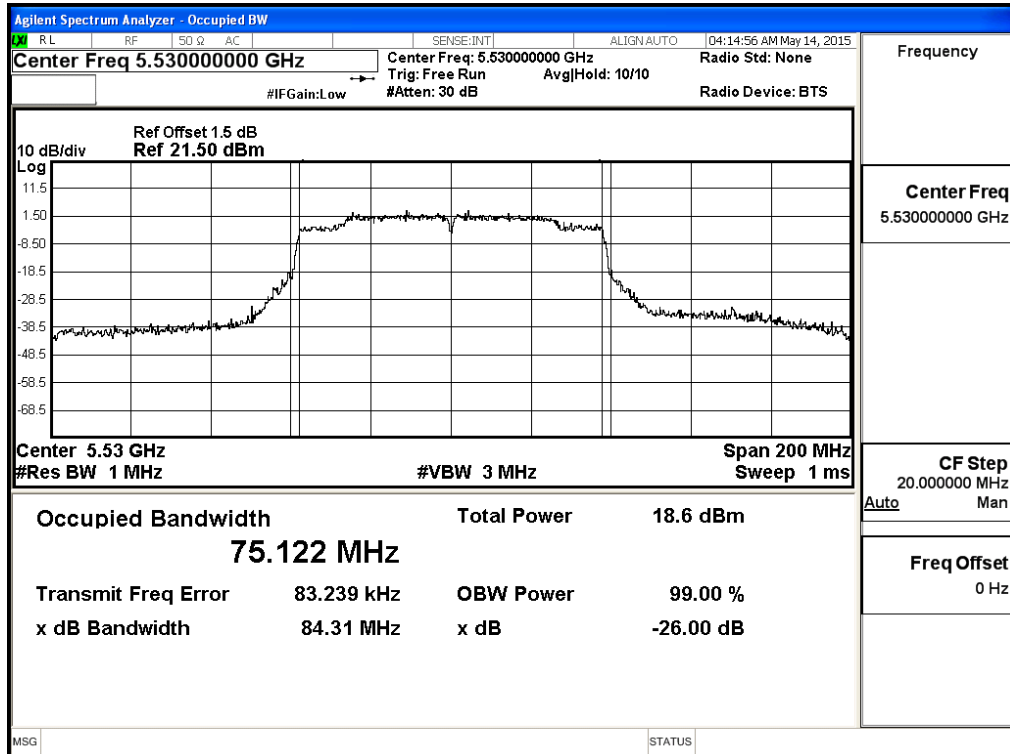
### Channel 42 – Chain B



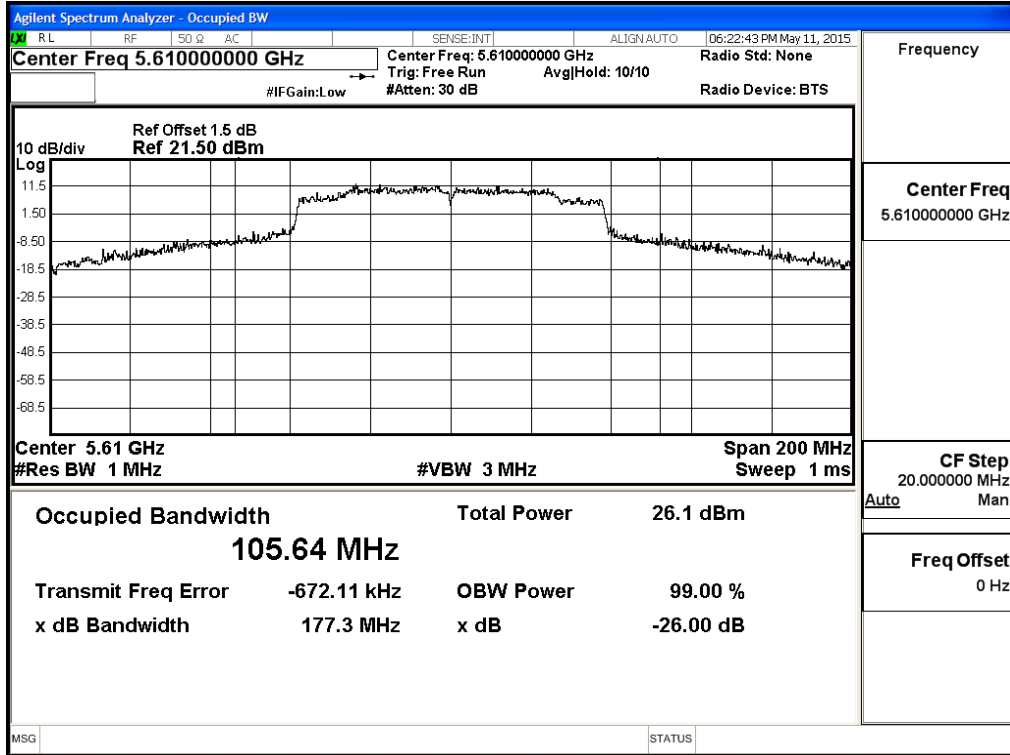
### Channel 58 – Chain B



### Channel 106 – Chain B



**Channel 122 – Chain B**



**Channel 138 – Chain B**

