


## 10. SETUP PHOTOS


### RADIATED RF MEASUREMENT SETUP FOR PORTABLE CONFIGURATION




Y-AXIS FRONT PHOTO




Y-AXIS BACK PHOTO



Z-AXIS FRONT PHOTO





Z-AXIS BACK PHOTO





**POWERLINE CONDUCTED EMISSIONS MEASUREMENT SETUP**



**END OF REPORT**