



9. SETUP PHOTOS

RADIATED RF MEASUREMENT SETUP

RADIATED FRONT PHOTO




Below 1GHz




Above 1GHz

RADIATED BACK PHOTO




Below 1GHz




Above 1GHz

RADIATED RF MEASUREMENT SETUP FOR PORTABLE CONFIGURATION


X-AXIS PHOTO




Y-AXIS PHOTO



Z-AXIS PHOTO



POWERLINE CONDUCTED EMISSIONS MEASUREMENT SETUP



LINE CONDUCTED BACK PHOTO



END OF REPORT