

FCC Radio Test Report

FCC ID: PU5-LN300WG3

Report No. : BTL-FCCP-4-2102T172B
Equipment : Notebook Computer
Model Name : Lenovo 300w Gen 3xxxxxxx (The "x" in model name can be 0 to 9, A to Z, a to z, "-" or blank, for marketing purpose only)
Brand Name : Lenovo
Applicant : Wistron Corporation
Address : 21F, No. 88, Sec. 1, Hsin Tai Wu Rd., Hsichih Dist, New Taipei City 221, Taiwan

Radio Function : RLAN 5 GHz (U-NII 1, U-NII 2a, U-NII 2c, U-NII 3)

FCC Rule Part(s) : FCC Part15, Subpart E (15.407)
Measurement Procedure(s) : ANSI C63.10-2013

Date of Receipt : 2021/3/12
Date of Test : 2021/3/12 ~ 2021/5/8
Issued Date : 2021/5/26


The above equipment has been tested and found in compliance with the requirement of the above standards by BTL Inc.

Prepared by


Peter Chen, Engineer



Approved by


Scott Hsu, Manager

BTL Inc.

No.18, Ln. 171, Sec. 2, Jiuzong Rd., Neihu Dist., Taipei City 114, Taiwan

Tel: +886-2-2657-3299

Fax: +886-2-2657-3331

Web: www.newbtl.com

Declaration

BTL represents to the client that testing is done in accordance with standard procedures as applicable and that test instruments used has been calibrated with standards traceable to international standard(s) and/or national standard(s).

BTL's reports apply only to the specific samples tested under conditions. It is manufacture's responsibility to ensure that additional production units of this model are manufactured with the identical electrical and mechanical components. **BTL** shall have no liability for any declarations, inferences or generalizations drawn by the client or others from **BTL** issued reports.

This report is the confidential property of the client. As a mutual protection to the clients, the public and ourselves, the test report shall not be reproduced, except in full, without our written approval.

BTL's laboratory quality assurance procedures are in compliance with the **ISO/IEC 17025** requirements, and accredited by the conformity assessment authorities listed in this test report.

BTL is not responsible for the sampling stage, so the results only apply to the sample as received.

The information, data and test plan are provided by manufacturer which may affect the validity of results, so it is manufacturer's responsibility to ensure that the apparatus meets the essential requirements of applied standards and in all the possible configurations as representative of its intended use.

Limitation

For the use of the authority's logo is limited unless the Test Standard(s)/Scope(s)/Item(s) mentioned in this test report is (are) included in the conformity assessment authorities acceptance respective.

Please note that the measurement uncertainty is provided for informational purpose only and are not use in determining the Pass/Fail results.

CONTENTS

1	SUMMARY OF TEST RESULTS	5
1.1	TEST FACILITY	6
1.2	MEASUREMENT UNCERTAINTY	6
1.3	TEST ENVIRONMENT CONDITIONS	6
1.4	TABLE OF PARAMETERS OF TEST SOFTWARE SETTING	7
1.5	DUTY CYCLE	13
2	GENERAL INFORMATION	15
2.1	DESCRIPTION OF EUT	15
2.2	TEST MODES	20
2.3	BLOCK DIAGRAM SHOWING THE CONFIGURATION OF SYSTEM TESTED	21
2.4	SUPPORT UNITS	22
3	AC POWER LINE CONDUCTED EMISSIONS TEST	23
3.1	LIMIT	23
3.2	TEST PROCEDURE	23
3.3	DEVIATION FROM TEST STANDARD	23
3.4	TEST SETUP	24
3.5	TEST RESULT	24
4	RADIATED EMISSIONS TEST	25
4.1	LIMIT	25
4.2	TEST PROCEDURE	26
4.3	DEVIATION FROM TEST STANDARD	26
4.4	TEST SETUP	27
4.5	EUT OPERATING CONDITIONS	28
4.6	TEST RESULT – BELOW 30 MHZ	28
4.7	TEST RESULT – 30 MHZ TO 1 GHZ	28
4.8	TEST RESULT – ABOVE 1 GHZ	28
5	OUTPUT POWER TEST	29
5.1	LIMIT	29
5.2	TEST PROCEDURE	29
5.3	DEVIATION FROM TEST STANDARD	29
5.4	TEST SETUP	29
5.5	EUT OPERATING CONDITIONS	29
5.6	TEST RESULT	29
6	LIST OF MEASURING EQUIPMENTS	30
7	EUT TEST PHOTO	31
8	EUT PHOTOS	31
APPENDIX A	AC POWER LINE CONDUCTED EMISSIONS	32
APPENDIX B	RADIATED EMISSIONS - 30 MHZ TO 1 GHZ	37
APPENDIX C	RADIATED EMISSIONS - ABOVE 1 GHZ	40
APPENDIX D	OUTPUT POWER	245

REVISION HISTORY

Report No.	Version	Description	Issued Date
BTL-FCCP-4-2102T172B	R00	Original Report.	2021/4/27
BTL-FCCP-4-2102T172B	R01	Revised report to address TCB's comments.	2021/5/20
BTL-FCCP-4-2102T172B	R02	Revised report to address TCB's comments.	2021/5/26

1 SUMMARY OF TEST RESULTS

Test procedures according to the technical standards.

Standard(s) Section	Description	Test Result	Judgement	Remark
15.207	AC Power Line Conducted Emissions	APPENDIX A	Pass	-----
15.205 15.209 15.407(b)	Radiated Emissions	APPENDIX B APPENDIX C	Pass	-----
15.407(a)	Bandwidth	NOTE (3)	Pass	-----
15.407(a)	Output Power	APPENDIX D	Pass	-----
15.407(a)	Power Spectral Density	NOTE (3)	Pass	-----
15.407(c)	Automatically Discontinue Transmission	NOTE (3)	Pass	-----
15.407(h)	Transmit Power Control (TPC) and Dynamic Frequency Selection (DFS).	NOTE (3)	Pass	-----
15.203	Antenna Requirement	-----	Pass	-----

NOTE:

- (1) "N/A" denotes test is not applicable in this Test Report.
- (2) The report format version is TP.1.1.1.
- (3) This item is demonstrated to full compliance referring to the test report number 181210-03.TR01, 181210-03.TR02, 181210-03.TR03 and 181210-02.TR06 of the integrated module (model name: AX200NGW, FCC ID: PD9AX200NG), according to KDB 996369 D02 Q1 a) 2).
- (4) The ac power lines conducted emissions and radiated emissions are tested to demonstrate full compliance of both module integrated into the host and host itself.
- (5) The output power of integrated module have been reduced, therefore, the full output power tests are performed and recorded.

1.1 TEST FACILITY

The test facilities used to collect the test data in this report:

No. 68-1, Ln. 169, Sec. 2, Datong Rd., Xizhi Dist., New Taipei City 221, Taiwan

The test sites and facilities are covered under FCC RN: 674415 and DN: TW0659.

- C05 CB08 CB11 CB15 CB16
 SR05

1.2 MEASUREMENT UNCERTAINTY

The reported uncertainty of measurement $y \pm U$, where expanded uncertainty U is based on a standard uncertainty multiplied by a coverage factor of $k = 2$, providing a level of confidence of approximately **95 %**. The measurement instrumentation uncertainty considerations contained in CISPR 16-4-2. The BTL measurement uncertainty is less than the CISPR 16-4-2 U_{cispr} requirement.

A. AC power line conducted emissions test:

Test Site	Method	Measurement Frequency Range	U (dB)
C05	CISPR	150 kHz ~ 30MHz	3.44

B. Radiated emissions test :

Test Site	Measurement Frequency Range	U,(dB)
CB15	0.03 GHz ~ 0.2 GHz	4.17
	0.2 GHz ~ 1 GHz	4.72
	1 GHz ~ 6 GHz	5.21
	6 GHz ~ 18 GHz	5.51
	18 GHz ~ 26 GHz	3.69
	26 GHz ~ 40 GHz	4.23

C. Conducted test :

Test Item	U,(dB)
Output Power	1.06

NOTE:

Unless specifically mentioned, the uncertainty of measurement has not been taken into account to declare the compliance or non-compliance to the specification.

1.3 TEST ENVIRONMENT CONDITIONS

Test Item	Environment Condition	Test Voltage	Tested by
AC Power Line Conducted Emissions	20 °C, 73 %	AC 120V	Vincent Lee
Radiated emissions below 1 GHz	Refer to data	AC 120V	Jay Kao
Radiated emissions above 1 GHz	Refer to data	AC 120V	Jay Kao
Output Power	25.8 °C, 54 %	AC 120V	Tim Lee

1.4 TABLE OF PARAMETERS OF TEST SOFTWARE SETTING

Antenna Mode	SISO_Main			
Test Software	DRTU V.12.1947.0-10428			
UNII-1				
Mode	5180 MHz	5200 MHz	5240 MHz	Data Rate
IEEE 802.11a	12.375	12.38	12.50	6 Mbps
IEEE 802.11n (HT20)	12.75	12.75	12.625	MCS 0
IEEE 802.11ac (VHT20)	12.625	12.625	12.625	MCS 0
IEEE 802.11ax (HEW20)				MCS 0
Mode	5190 MHz	5230 MHz		Data Rate
IEEE 802.11n (HT40)	12.25	12.25		MCS 0
IEEE 802.11ac (VHT40)	12.5	12.5		MCS 0
IEEE 802.11ax (HEW40)	12.75	12.75		MCS 0
Mode	5210 MHz			Data Rate
IEEE 802.11ac (VHT80)	12.25			MCS 0
IEEE 802.11ax (HEW80)	12.5			MCS 0
Mode	5250 MHz			Data Rate
IEEE 802.11ac (VHT160)	11.875			MCS 0
IEEE 802.11ax (HEW160)	12.5			MCS 0

UNII-2A				
Mode	5260 MHz	5300 MHz	5320 MHz	Data Rate
IEEE 802.11a	12.50	12.00	12.38	6 Mbps
IEEE 802.11n (HT20)	12.625	12.625	12.625	MCS 0
IEEE 802.11ac (VHT20)	12.75	12.625	12.625	MCS 0
IEEE 802.11ax (HEW20)	13	12.75	12.875	MCS 0
Mode	5270 MHz	5310 MHz		Data Rate
IEEE 802.11n (HT40)	12.375	12.25		MCS 0
IEEE 802.11ac (VHT40)	12.5	12.5		MCS 0
IEEE 802.11ax (HEW40)	12.75	12.625		MCS 0
Mode	5290 MHz			Data Rate
IEEE 802.11ac (VHT80)	12.125			MCS 0
IEEE 802.11ax (HEW80)	12.125			MCS 0

UNII-2C					
Mode	5500 MHz	5580 MHz	5700 MHz	5720 MHz	Data Rate
IEEE 802.11a	12.375	12.375	12.375	12.375	6 Mbps
IEEE 802.11n (HT20)	12.625	12.625	12.75	12.75	MCS 0
IEEE 802.11ac (VHT20)	12.625	12.625	12.625	12.75	MCS 0
IEEE 802.11ax (HEW20)	12.875	12.75	12.875	12.875	MCS 0
Mode	5510 MHz	5550 MHz	5670 MHz	5710 MHz	Data Rate
IEEE 802.11n (HT40)	12.5	12.25	12.25	12.25	MCS 0
IEEE 802.11ac (VHT40)	12.625	12.375	12.5	12.25	MCS 0
IEEE 802.11ax (HEW40)	12.625	12.625	12.75	12.75	MCS 0
Mode	5530 MHz	5610 MHz	5690 MHz		Data Rate
IEEE 802.11ac (VHT80)	12.375	12.25	12.25		MCS 0
IEEE 802.11ax (HEW80)	12.625	12.5	12.5		MCS 0

UNII-3				
Mode	5745 MHz	5785 MHz	5825 MHz	Data Rate
IEEE 802.11a	12.375	12.75	12.75	6 Mbps
IEEE 802.11n (HT20)	12.75	13	12.875	MCS 0
IEEE 802.11ac (VHT20)	12.875	13	12.875	MCS 0
IEEE 802.11ax (HEW20)	12.875	13.125	13.125	MCS 0
Mode	5755 MHz	5795 MHz		Data Rate
IEEE 802.11n (HT40)	12.625	12.75		MCS 0
IEEE 802.11ac (VHT40)	12.625	12.625		MCS 0
IEEE 802.11ax (HEW40)	12.875	12.875		MCS 0
Mode	5775 MHz			Data Rate
IEEE 802.11ac (VHT80)	12.625			MCS 0
IEEE 802.11ax (HEW80)	12.25			MCS 0
Mode	5570 MHz			Data Rate
IEEE 802.11ac (VHT160)	11.875			MCS 0
IEEE 802.11ax (HEW160)	12.5			MCS 0

Antenna Mode	SISO_Aux			
Test Software	DRTU V.12.1947.0-10428			
UNII-1				
Mode	5180 MHz	5200 MHz	5240 MHz	Data Rate
IEEE 802.11a	12	12	12	6 Mbps
IEEE 802.11n (HT20)	12.125	12.375	12.25	MCS 0
IEEE 802.11ac (VHT20)	12.125	12.25	12.25	MCS 0
Mode	5190 MHz	5230 MHz		Data Rate
IEEE 802.11n (HT40)	12.125	12.125		MCS 0
IEEE 802.11ac (VHT40)	12	12.125		MCS 0
Mode	5210 MHz			Data Rate
IEEE 802.11ac (VHT80)	12.125			MCS 0
Mode	5250 MHz			Data Rate
IEEE 802.11ac (VHT160)	11.5			MCS 0

RU Configuration Mode	5180 MHz				5200 MHz	5240 MHz	Data Rate
	Full	26 Tones	52 Tones	106 Tones	Full	Full	
IEEE 802.11ax (HEW20)	12.375	12.375	12.375	12.375	12.5	12.5	MCS 0
RU Configuration Mode	5190 MHz				5230 MHz		Data Rate
	Full		242 Tones		Full		
IEEE 802.11ax (HEW40)	12.125		12.125		12.25		MCS 0
RU Configuration Mode	5210 MHz						Data Rate
	Full		484 Tones				
IEEE 802.11ax (HEW80)	12		12				MCS 0
RU Configuration Mode	5250 MHz						Data Rate
	Full		996 Tones				
IEEE 802.11ax (HEW160)	11.625		11.625				MCS 0

UNII-2A				
Mode	5260 MHz	5300 MHz	5320 MHz	Data Rate
IEEE 802.11a	12.125	12.25	12.25	6 Mbps
IEEE 802.11n (HT20)	12.25	12.375	12.25	MCS 0
IEEE 802.11ac (VHT20)	12.25	12.375	12.375	MCS 0
Mode	5270 MHz	5310 MHz		Data Rate
IEEE 802.11n (HT40)	12.125	12.125		MCS 0
IEEE 802.11ac (VHT40)	12.125	12.125		MCS 0
Mode	5290 MHz			Data Rate
IEEE 802.11ac (VHT80)	12			MCS 0

RU Configuration Mode	5260 MHz				5300 MHz	5320 MHz	Data Rate
	Full	26 Tones	52 Tones	106 Tones	Full	Full	
IEEE 802.11ax (HEW20)	12.5	12.5	12.5	12.5	12.625	12.5	MCS 0
RU Configuration Mode	5270 MHz				5310 MHz		Data Rate
IEEE 802.11ax (HEW40)	12.25		12.25		12.25		MCS 0
RU Configuration Mode	5290 MHz						Data Rate
IEEE 802.11ax (HEW80)	12		12				MCS 0

UNII-2C					
Mode	5500 MHz	5580 MHz	5700 MHz	5720 MHz	Data Rate
IEEE 802.11a	12.5	12.375	12.375	12.375	6 Mbps
IEEE 802.11n (HT20)	12.625	12.5	12.5	12.75	MCS 0
IEEE 802.11ac (VHT20)	12.5	12.375	12.5	12.75	MCS 0
Mode	5510 MHz	5550 MHz	5670 MHz	5710 MHz	Data Rate
IEEE 802.11n (HT40)	12.25	12.25	12.25	12.25	MCS 0
IEEE 802.11ac (VHT40)	12.25	12.25	12.125	12.25	MCS 0
Mode	5530 MHz	5610 MHz	5690 MHz		Data Rate
IEEE 802.11ac (VHT80)	12	12	12.25		MCS 0

RU Configuration Mode	5500 MHz				5580 MHz	5700 MHz	5720 MHz	Data Rate
	Full	26 Tones	52 Tones	106 Tones	Full	Full	Full	
IEEE 802.11ax (HEW20)	12.875	12.875	12.875	12.875	12.875	12.875	12.875	MCS 0
RU Configuration Mode	5510 MHz				5550 MHz	5670 MHz	5710 MHz	Data Rate
IEEE 802.11ax (HEW40)	12.375		12.375		12.375	12.375	12.75	MCS 0
RU Configuration Mode	5530 MHz				5610 MHz	5690 MHz		Data Rate
IEEE 802.11ax (HEW80)	12		12		12.125	12.5		MCS 0
RU Configuration Mode	5570 MHz							Data Rate
IEEE 802.11ax (HEW160)	11.75		11.75					MCS 0

UNII-3				
Mode	5745 MHz	5785 MHz	5825 MHz	Data Rate
IEEE 802.11a	12.625	12.25	12.25	6 Mbps
IEEE 802.11n (HT20)	12.625	12.375	12.25	MCS 0
IEEE 802.11ac (VHT20)	12.625	12.25	12.25	MCS 0
Mode	5755 MHz	5795 MHz		Data Rate
IEEE 802.11n (HT40)	12.375	12.125		MCS 0
IEEE 802.11ac (VHT40)	12.375	12.125		MCS 0
Mode	5775 MHz			Data Rate
IEEE 802.11ac (VHT80)	12			MCS 0
Mode	5570 MHz			Data Rate
IEEE 802.11ac (VHT160)	11.5			MCS 0

RU Configuration Mode	5745 MHz				5785 MHz	5825 MHz	Data Rate
	Full	26 Tones	52 Tones	106 Tones	Full	Full	
IEEE 802.11ax (HEW20)	13	13	13	13	12.625	12.625	MCS 0
RU Configuration Mode	5755 MHz			5795 MHz		Data Rate	
	Full	242 Tones		Full			
IEEE 802.11ax (HEW40)	12.5	12.5		12.25		MCS 0	
RU Configuration Mode	5775 MHz				Data Rate		
	Full	484 Tones					
IEEE 802.11ax (HEW80)	11.85	11.85			MCS 0		

Antenna Mode	MIMO			
Test Software	DRTU V.12.1947.0-10428			
UNII-1				
Mode	5180 MHz	5200 MHz	5240 MHz	Data Rate
IEEE 802.11n (HT20)	9.375	9.375	9.375	MCS 0
IEEE 802.11ac (VHT20)	9	9.125	9.125	MCS 0
Mode	5190 MHz	5230 MHz		Data Rate
IEEE 802.11n (HT40)	9.375	9.375		MCS 0
IEEE 802.11ac (VHT40)	9.25	9.25		MCS 0
Mode	5210 MHz			Data Rate
IEEE 802.11ac (VHT80)	9.125			MCS 0
Mode	5250 MHz			Data Rate
IEEE 802.11ac (VHT160)	8.875			MCS 0

RU Configuration		5180 MHz				5200 MHz	5240 MHz	Data Rate
		Full	26 Tones	52 Tones	106 Tones	Full	Full	
Mode		10	10	10	10	10	10	MCS 0
IEEE 802.11ax (HEW20)		10	10	10	10	10	10	MCS 0
RU Configuration		5190 MHz				5230 MHz		Data Rate
		Full	242 Tones			Full		
Mode		10.125		10.125		10.125		MCS 0
IEEE 802.11ax (HEW40)		10.125		10.125		10.125		MCS 0
RU Configuration		5210 MHz						Data Rate
		Full	484 Tones					
Mode		10		10				MCS 0
IEEE 802.11ax (HEW80)		10		10				MCS 0
RU Configuration		5250 MHz						Data Rate
		Full	996 Tones					
Mode		9.375		9.375				MCS 0
IEEE 802.11ax (HEW160)		9.375		9.375				MCS 0

UNII-2A				
Mode	5260 MHz	5300 MHz	5320 MHz	Data Rate
IEEE 802.11n (HT20)	9.625	9.625	9.625	MCS 0
IEEE 802.11ac (VHT20)	9.125	9.125	9.125	MCS 0
Mode	5270 MHz	5310 MHz		Data Rate
IEEE 802.11n (HT40)	9.375	9.375		MCS 0
IEEE 802.11ac (VHT40)	9.125	9.25		MCS 0
Mode	5290 MHz			Data Rate
IEEE 802.11ac (VHT80)	9.125			MCS 0

RU Configuration		5260 MHz				5300 MHz	5320 MHz	Data Rate
		Full	26 Tones	52 Tones	106 Tones	Full	Full	
Mode		10	10	10	10	10	10	MCS 0
IEEE 802.11ax (HEW20)		10	10	10	10	10	10	MCS 0
RU Configuration		5270 MHz				5310 MHz		Data Rate
		Full	242 Tones			Full		
Mode		10.125		10.125		10.125		MCS 0
IEEE 802.11ax (HEW40)		10.125		10.125		10.125		MCS 0
RU Configuration		5290 MHz						Data Rate
		Full	484 Tones					
Mode		9.875		9.875				MCS 0
IEEE 802.11ax (HEW80)		9.875		9.875				MCS 0

UNII-2C					
Mode	5500 MHz	5580 MHz	5700 MHz	5720 MHz	Data Rate
IEEE 802.11n (HT20)	9.75	9.625	9.75	9.375	MCS 0
IEEE 802.11ac (VHT20)	9.125	9	9.125	9.375	MCS 0
Mode	5510 MHz	5550 MHz	5670 MHz	5710 MHz	Data Rate
IEEE 802.11n (HT40)	9.5	9.5	9.5	9.375	MCS 0
IEEE 802.11ac (VHT40)	9.25	9.25	9.25	9.375	MCS 0
Mode	5530 MHz	5610 MHz	5690 MHz		Data Rate
IEEE 802.11ac (VHT80)	9.125	9.125	9.125		MCS 0
Mode	5570 MHz				Data Rate
IEEE 802.11ac (VHT160)	8.625				MCS 0

RU Configuration		5500 MHz				5580 MHz	5700 MHz	5720 MHz	Data Rate
Mode	Full	26 Tones	52 Tones	106 Tones	Full	Full	Full		
IEEE 802.11ax (HEW20)		10.125	10.125	10.125	10.125	10.125	10.125	9.25	MCS 0
RU Configuration		5510 MHz				5550 MHz	5670 MHz	5710 MHz	Data Rate
Mode	Full	242 Tones				Full	Full	Full	
IEEE 802.11ax (HEW40)		10.375		10.375		10.25	10.25	9.50	MCS 0
RU Configuration		5530 MHz				5610 MHz	5690 MHz	Data Rate	
Mode	Full	484 Tones				Full	Full		
IEEE 802.11ax (HEW80)		9.875		9.875		9.875	9.13		MCS 0
RU Configuration		5570 MHz				/	/	/	Data Rate
Mode	Full	996 Tones							
IEEE 802.11ax (HEW160)		9.25		9.25					MCS 0

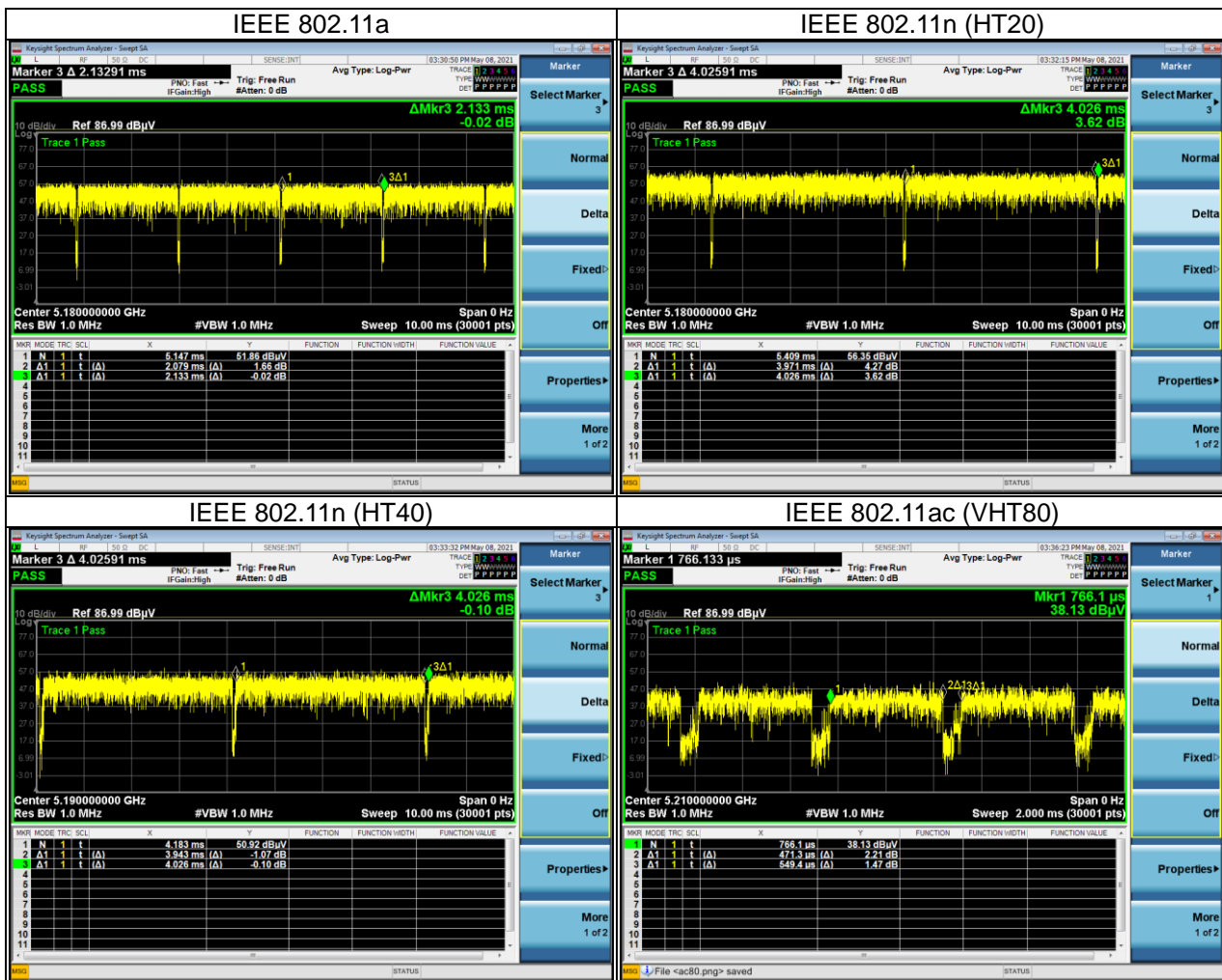
UNII-3				
Mode	5745 MHz	5785 MHz	5825 MHz	Data Rate
IEEE 802.11n (HT20)	9.75	9.625	9.625	MCS 0
IEEE 802.11ac (VHT20)	9.25	9.25	9.25	MCS 0
Mode	5755 MHz	5795 MHz	/	Data Rate
IEEE 802.11n (HT40)	9.625	9.625		MCS 0
IEEE 802.11ac (VHT40)	9.375	9.375		MCS 0
Mode	5775 MHz	/	/	Data Rate
IEEE 802.11ac (VHT80)	9.125			MCS 0

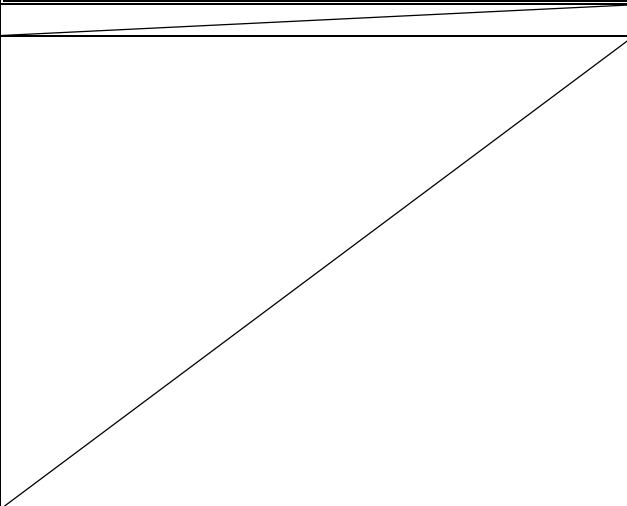
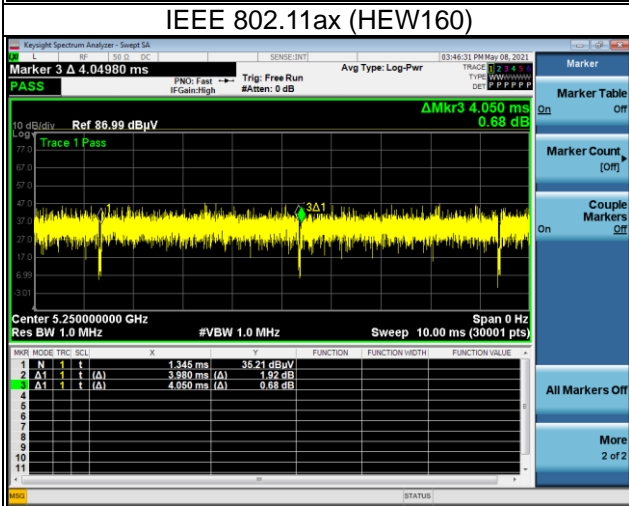
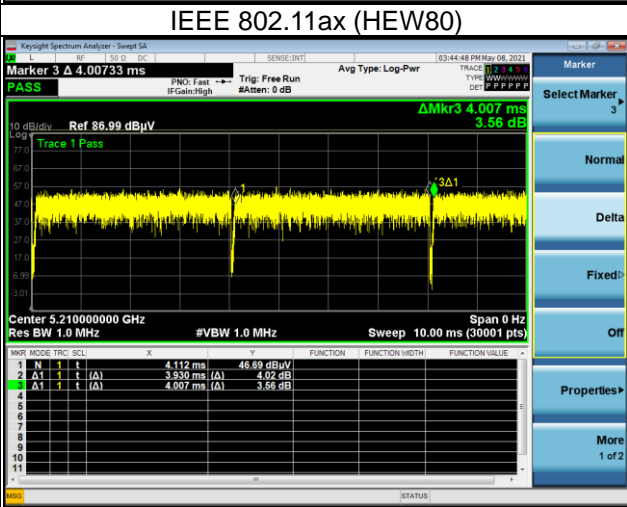
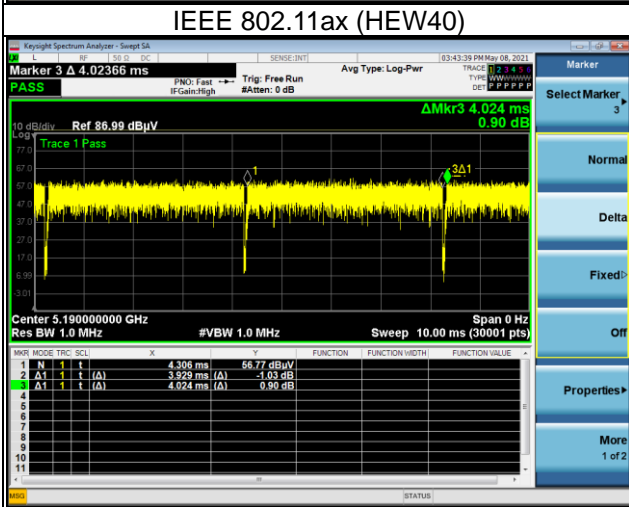
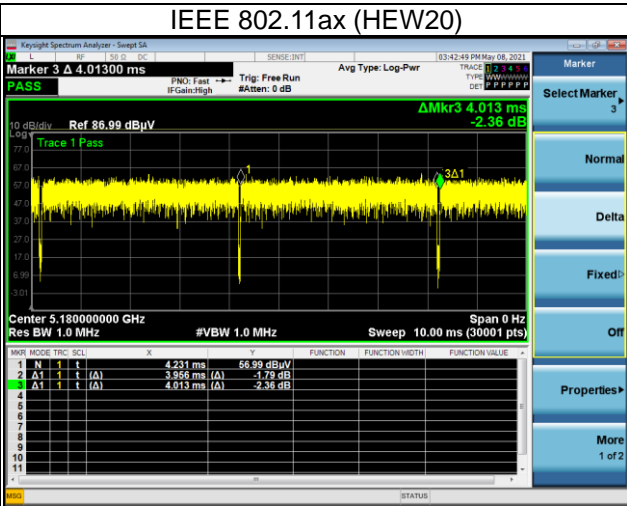
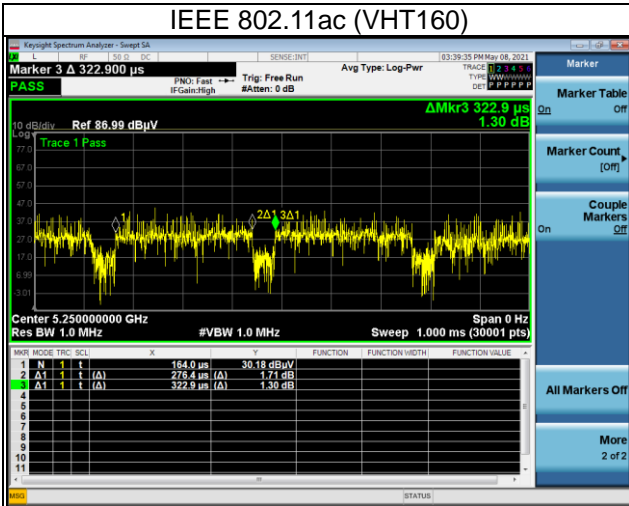
RU Configuration		5745 MHz				5785 MHz	5825 MHz	Data Rate
Mode	Full	26 Tones	52 Tones	106 Tones	Full	Full		
IEEE 802.11ax (HEW20)		10.25	10.25	10.25	10.25	10.25	10.25	MCS 0
RU Configuration		5755 MHz				5795 MHz	/	Data Rate
Mode	Full	242 Tones				Full		
IEEE 802.11ax (HEW40)		10.375		10.375		10.25		MCS 0
RU Configuration		5775 MHz				/	/	Data Rate
Mode	Full	484 Tones						
IEEE 802.11ax (HEW80)		9.875		9.875				MCS 0

1.5 DUTY CYCLE

If duty cycle is $\geq 98\%$, duty factor is not required.
 If duty cycle is $< 98\%$, duty factor shall be considered.

Remark	Delta 1			Delta 2	On Time/Period	10 log(1/Duty Cycle)
Mode	(ms)	Numbers (ON)	On Time (B) (ms)	Period (ON+OFF) (ms)	Duty Cycle (%)	Duty Factor (dB)
IEEE 802.11a	2.079	1	2.079	2.133	97.47%	0.11
IEEE 802.11n (HT20)	3.971	1	3.971	4.026	98.63%	0.06
IEEE 802.11n (HT40)	3.943	1	3.943	4.026	97.94%	0.09
IEEE 802.11ac (HT80)	0.471	1	0.471	0.549	85.78%	0.67
IEEE 802.11ac (HT160)	0.276	1	0.276	0.323	85.60%	0.68
IEEE 802.11ax (HEW20)	3.956	1	3.956	4.013	98.58%	0.06
IEEE 802.11ax (HEW40)	3.929	1	3.929	4.024	97.64%	0.10
IEEE 802.11ax (HEW80)	3.930	1	3.930	4.007	98.08%	0.08
IEEE 802.11ax (HEW160)	3.980	1	3.980	4.050	98.27%	0.08





2 GENERAL INFORMATION

2.1 DESCRIPTION OF EUT

Equipment	Notebook Computer
Model Name	Lenovo 300w Gen 3xxxxxxx (The "x" in model name can be 0 to 9, A to Z, a to z, "-" or blank, for marketing purpose only)
Brand Name	Lenovo
Model Difference	Different model distribute to different area.
Power Source	DC voltage supplied from External Power Supply. (Lenovo/ADLX45YLC3D)
Power Rating	I/P: 100-240V~1.3A 50-60Hz O/P: 20.0V---2.25A 45.0W / 15.0V---3.0A / 9.0V---2.0A / 5.0V---2.0A 10.0W
Products Covered	1 * Adapter: Lenovo/ADLX45YLC3D
WIFI+BT Module	Intel® Wi-Fi 6 AX200 / AX200NGW
Operation Band	UNII-1: 5150 MHz ~ 5250 MHz UNII-2A: 5250 MHz ~ 5350 MHz UNII-2C: 5470 MHz ~ 5725 MHz UNII-3: 5725 MHz ~ 5850 MHz
Operation Frequency	UNII-1: 5180 MHz ~ 5250 MHz UNII-2A: 5250 MHz ~ 5320 MHz UNII-2C: 5500 MHz ~ 5700 MHz UNII-3: 5745 MHz ~ 5825 MHz
Modulation Technology	OFDM
Transfer Rate	802.11a: 54/48/36/24/18/12/9/6 Mbps 802.11n/ac/ax: Up to 2402 Mbps
Maximum Output Power (SISO-Main) for UNII-1	IEEE 802.11a: 11.94 dBm (0.0156 W) IEEE 802.11n (HT20): 11.95 dBm (0.0157 W) IEEE 802.11n (HT40): 11.90 dBm (0.0155 W) IEEE 802.11ac (VHT20): 11.94 dBm (0.0156 W) IEEE 802.11ac (VHT40): 11.87 dBm (0.0154 W) IEEE 802.11ac (VHT80): 11.93 dBm (0.0156 W) IEEE 802.11ac (VHT160): 11.97 dBm (0.0157 W) IEEE 802.11ax (HEW20): 12.51 dBm (0.0178 W) IEEE 802.11ax (HEW40): 12.19 dBm (0.0166 W) IEEE 802.11ax (HEW80): 12.14 dBm (0.0164 W) IEEE 802.11ax (HEW160): 11.88 dBm (0.0154 W)
Maximum Output Power (SISO-Main) for UNII-2A	IEEE 802.11a: 11.94 dBm (0.0156 W) IEEE 802.11n (HT20): 11.89 dBm (0.0155 W) IEEE 802.11n (HT40): 11.92 dBm (0.0156 W) IEEE 802.11ac (VHT20): 11.91 dBm (0.0155 W) IEEE 802.11ac (VHT40): 11.91 dBm (0.0155 W) IEEE 802.11ac (VHT80): 11.85 dBm (0.0153 W) IEEE 802.11ax (HEW20): 12.29 dBm (0.0169 W) IEEE 802.11ax (HEW40): 12.24 dBm (0.0167 W) IEEE 802.11ax (HEW80): 12.10 dBm (0.0162 W)
Maximum Output Power (SISO-Main) for UNII-2C	IEEE 802.11a: 11.96 dBm (0.0157 W) IEEE 802.11n (HT20): 11.94 dBm (0.0156 W) IEEE 802.11n (HT40): 11.95 dBm (0.0157 W) IEEE 802.11ac (VHT20): 11.92 dBm (0.0156 W) IEEE 802.11ac (VHT40): 11.93 dBm (0.0156 W) IEEE 802.11ac (VHT80): 11.94 dBm (0.0156 W) IEEE 802.11ac (VHT160): 11.98 dBm (0.0158 W) IEEE 802.11ax (HEW20): 12.51 dBm (0.0178 W) IEEE 802.11ax (HEW40): 12.22 dBm (0.0167 W) IEEE 802.11ax (HEW80): 12.12 dBm (0.0163 W) IEEE 802.11ax (HEW160): 11.94 dBm (0.0156 W)

Maximum Output Power (SISO-Main) for UNII-3	IEEE 802.11a: 11.96 dBm (0.0157 W) IEEE 802.11n (HT20): 11.95 dBm (0.0157 W) IEEE 802.11n (HT40): 11.93 dBm (0.0156 W) IEEE 802.11ac (VHT20): 11.92 dBm (0.0156 W) IEEE 802.11ac (VHT40): 11.86 dBm (0.0153 W) IEEE 802.11ac (VHT80): 11.97 dBm (0.0157 W) IEEE 802.11ax (HEW20): 12.59 dBm (0.0182 W) IEEE 802.11ax (HEW40): 12.24 dBm (0.0167 W) IEEE 802.11ax (HEW80): 12.21 dBm (0.0166 W)
Maximum Output Power (SISO-Aux) for UNII-1	IEEE 802.11a: 11.94 dBm (0.0156 W) IEEE 802.11n (HT20): 11.91 dBm (0.0155 W) IEEE 802.11n (HT40): 11.96 dBm (0.0157 W) IEEE 802.11ac (VHT20): 11.93 dBm (0.0156 W) IEEE 802.11ac (VHT40): 11.92 dBm (0.0156 W) IEEE 802.11ac (VHT80): 11.90 dBm (0.0155 W) IEEE 802.11ac (VHT160): 11.95 dBm (0.0157 W) IEEE 802.11ax (HEW20): 12.31 dBm (0.0170 W) IEEE 802.11ax (HEW40): 11.92 dBm (0.0156 W) IEEE 802.11ax (HEW80): 11.92 dBm (0.0156 W) IEEE 802.11ax (HEW160): 11.88 dBm (0.0154 W)
Maximum Output Power (SISO-Aux) for UNII-2A	IEEE 802.11a: 11.93 dBm (0.0156 W) IEEE 802.11n (HT20): 11.97 dBm (0.0157 W) IEEE 802.11n (HT40): 11.95 dBm (0.0157 W) IEEE 802.11ac (VHT20): 11.89 dBm (0.0155 W) IEEE 802.11ac (VHT40): 11.95 dBm (0.0157 W) IEEE 802.11ac (VHT80): 11.90 dBm (0.0155 W) IEEE 802.11ax (HEW20): 11.91 dBm (0.0155 W) IEEE 802.11ax (HEW40): 11.91 dBm (0.0155 W) IEEE 802.11ax (HEW80): 11.89 dBm (0.0155 W)
Maximum Output Power (SISO-Aux) for UNII-2C	IEEE 802.11a: 11.93 dBm (0.0156 W) IEEE 802.11n (HT20): 11.93 dBm (0.0156 W) IEEE 802.11n (HT40): 12.93 dBm (0.0196 W) IEEE 802.11ac (VHT20): 11.94 dBm (0.0156 W) IEEE 802.11ac (VHT40): 11.96 dBm (0.0157 W) IEEE 802.11ac (VHT80): 11.96 dBm (0.0157 W) IEEE 802.11ac (VHT160): 11.90 dBm (0.0155 W) IEEE 802.11ax (HEW20): 11.95 dBm (0.0157 W) IEEE 802.11ax (HEW40): 11.92 dBm (0.0156 W) IEEE 802.11ax (HEW80): 11.87 dBm (0.0154 W) IEEE 802.11ax (HEW160): 11.88 dBm (0.0154 W)
Maximum Output Power (SISO-Aux) for UNII-3	IEEE 802.11a: 11.92 dBm (0.0156 W) IEEE 802.11n (HT20): 11.93 dBm (0.0156 W) IEEE 802.11n (HT40): 11.93 dBm (0.0156 W) IEEE 802.11ac (VHT20): 11.91 dBm (0.0155 W) IEEE 802.11ac (VHT40): 11.92 dBm (0.0156 W) IEEE 802.11ac (VHT80): 11.92 dBm (0.0156 W) IEEE 802.11ax (HEW20): 11.90 dBm (0.0155 W) IEEE 802.11ax (HEW40): 11.91 dBm (0.0155 W) IEEE 802.11ax (HEW80): 11.88 dBm (0.0154 W)
Maximum Output Power (MIMO) for UNII-1	IEEE 802.11n (HT20): 11.94 dBm (0.0156 W) IEEE 802.11n (HT40): 11.96 dBm (0.0157 W) IEEE 802.11ac (VHT20): 11.90 dBm (0.0155 W) IEEE 802.11ac (VHT40): 11.95 dBm (0.0157 W) IEEE 802.11ac (VHT80): 11.97 dBm (0.0158 W) IEEE 802.11ac (VHT160): 11.98 dBm (0.0158 W) IEEE 802.11ax (HEW20): 12.79 dBm (0.0190 W) IEEE 802.11ax (HEW40): 12.73 dBm (0.0188 W) IEEE 802.11ax (HEW80): 12.66 dBm (0.0185 W) IEEE 802.11ax (HEW160): 12.22 dBm (0.0167 W)

Maximum Output Power (MIMO) for UNII-2A	IEEE 802.11n (HT20): 11.97 dBm (0.0157 W) IEEE 802.11n (HT40): 11.93 dBm (0.0156 W) IEEE 802.11ac (VHT20): 11.90 dBm (0.0155 W) IEEE 802.11ac (VHT40): 11.92 dBm (0.0156 W) IEEE 802.11ac (VHT80): 11.97 dBm (0.0158 W) IEEE 802.11ax (HEW20): 12.55 dBm (0.0180 W) IEEE 802.11ax (HEW40): 12.84 dBm (0.0192 W) IEEE 802.11ax (HEW80): 12.57 dBm (0.0181 W)
Maximum Output Power (MIMO) for UNII-2C	IEEE 802.11n (HT20): 11.95 dBm (0.0157 W) IEEE 802.11n (HT40): 11.97 dBm (0.0157 W) IEEE 802.11ac (VHT20): 11.86 dBm (0.0154 W) IEEE 802.11ac (VHT40): 11.96 dBm (0.0157 W) IEEE 802.11ac (VHT80): 11.92 dBm (0.0156 W) IEEE 802.11ac (VHT160): 11.89 dBm (0.0155 W) IEEE 802.11ax (HEW20): 12.63 dBm (0.0183 W) IEEE 802.11ax (HEW40): 12.89 dBm (0.0195 W) IEEE 802.11ax (HEW80): 12.39 dBm (0.0174 W) IEEE 802.11ax (HEW160): 11.91 dBm (0.0155 W)
Maximum Output Power (MIMO) for UNII-3	IEEE 802.11n (HT20): 11.96 dBm (0.0157 W) IEEE 802.11n (HT40): 11.96 dBm (0.0157 W) IEEE 802.11ac (VHT20): 11.93 dBm (0.0156 W) IEEE 802.11ac (VHT40): 11.90 dBm (0.0155 W) IEEE 802.11ac (VHT80): 11.85 dBm (0.0153 W) IEEE 802.11ax (HEW20): 12.64 dBm (0.0184 W) IEEE 802.11ax (HEW40): 12.84 dBm (0.0192 W) IEEE 802.11ax (HEW80): 12.36 dBm (0.0172 W)
Maximum Output Power (SISO-Main) for Straddle Channel	IEEE 802.11a: 8.06 dBm (0.0064 W) IEEE 802.11n (HT20): 8.32 dBm (0.0068 W) IEEE 802.11n (HT40): 9.48 dBm (0.0089 W) IEEE 802.11ac (VHT20): 8.13 dBm (0.0065 W) IEEE 802.11ac (VHT40): 9.31 dBm (0.0085 W) IEEE 802.11ac (VHT80): 11.86 dBm (0.0153 W) IEEE 802.11ax (HEW20): 8.25 dBm (0.0067 W) IEEE 802.11ax (HEW40): 9.31 dBm (0.0085 W) IEEE 802.11ax (HEW80): 11.80 dBm (0.0151 W)
Maximum Output Power (SISO-Aux) for Straddle Channel	IEEE 802.11a: 8.01 dBm (0.0063 W) IEEE 802.11n (HT20): 8.25 dBm (0.0067 W) IEEE 802.11n (HT40): 9.42 dBm (0.0087 W) IEEE 802.11ac (VHT20): 8.11 dBm (0.0065 W) IEEE 802.11ac (VHT40): 9.28 dBm (0.0085 W) IEEE 802.11ac (VHT80): 11.92 dBm (0.0156 W) IEEE 802.11ax (HEW20): 8.13 dBm (0.0065 W) IEEE 802.11ax (HEW40): 9.25 dBm (0.0084 W) IEEE 802.11ax (HEW80): 11.56 dBm (0.0143 W)
Maximum Output Power (MIMO) for Straddle Channel	IEEE 802.11n (HT20): 7.93 dBm (0.0062 W) IEEE 802.11n (HT40): 8.10 dBm (0.0065 W) IEEE 802.11ac (VHT20): 7.83 dBm (0.0061 W) IEEE 802.11ac (VHT40): 7.83 dBm (0.0061 W) IEEE 802.11ac (VHT80): 7.82 dBm (0.0061 W) IEEE 802.11ax (HEW20): 7.72 dBm (0.0059 W) IEEE 802.11ax (HEW40): 7.85 dBm (0.0061 W) IEEE 802.11ax (HEW80): 7.79 dBm (0.0060 W)
Test Model	Lenovo 300w Gen 3
Sample Status	Engineering Sample
EUT Modification(s)	N/A

NOTE:

- (1) For a more detailed features description, please refer to the manufacturer's specifications or the user's manual.

(2) Channel List:

UNII-1					
IEEE 802.11a IEEE 802.11n (HT20) IEEE 802.11ac (VHT20) IEEE 802.11ax (HEW20)		IEEE 802.11n (HT40) IEEE 802.11ac (VHT40) IEEE 802.11ax (HEW40)		IEEE 802.11ac (VHT80) IEEE 802.11ax (HEW80)	
Channel	Frequency (MHz)	Channel	Frequency (MHz)	Channel	Frequency (MHz)
36	5180	38	5190	42	5210
40	5200	46	5230		
44	5220				
48	5240				

UNII-2A					
IEEE 802.11a IEEE 802.11n (HT20) IEEE 802.11ac (VHT20) IEEE 802.11ax (HEW20)		IEEE 802.11n (HT40) IEEE 802.11ac (VHT40) IEEE 802.11ax (HEW40)		IEEE 802.11ac (VHT80) IEEE 802.11ax (HEW80)	
Channel	Frequency (MHz)	Channel	Frequency (MHz)	Channel	Frequency (MHz)
52	5260	54	5270	58	5290
56	5280	62	5310		
60	5300				
64	5320				

UNII-2C					
IEEE 802.11a IEEE 802.11n (HT20) IEEE 802.11ac (VHT20) IEEE 802.11ax (HEW20)		IEEE 802.11n (HT40) IEEE 802.11ac (VHT40) IEEE 802.11ax (HEW40)		IEEE 802.11ac (VHT80) IEEE 802.11ax (HEW80)	
Channel	Frequency (MHz)	Channel	Frequency (MHz)	Channel	Frequency (MHz)
100	5500	102	5510	106	5530
104	5520	110	5550	122	5610
108	5540	118	5590	138	5690
112	5560	126	5630		
116	5580	134	5670		
120	5600	142	5710		
124	5620				
128	5640				
132	5660				
136	5680				
140	5700				
144	5720				

UNII-3					
IEEE 802.11a IEEE 802.11n (HT20) IEEE 802.11ac (VHT20) IEEE 802.11ax (HEW20)		IEEE 802.11n (HT40) IEEE 802.11ac (VHT40) IEEE 802.11ax (HEW40)		IEEE 802.11ac (VHT80) IEEE 802.11ax (HEW80)	
Channel	Frequency (MHz)	Channel	Frequency (MHz)	Channel	Frequency (MHz)
149	5745	151	5755	155	5775
153	5765	159	5795		
157	5785				
161	5805				
165	5825				

802.11ac (VHT160) 802.11ax (HEW160)	
Channel	Frequency (MHz)
50	5250
114	5570

(3) Table for Filed Antenna:

Antenna	Manufacture	Part Number	Type	Connector	Frequency Range (MHz)	Gain (dBi)
Main	INPAQ Corporation	025.901U5.0001	PIFA	I-PEX	2400-2500	-0.14
					5150-5350	1.09
					5470-5725	-0.33
					5725-5850	-0.68
Aux	INPAQ Corporation	025.901U6.0001	PIFA	I-PEX	2400-2500	-2.22
					5150-5350	1.87
					5740-5725	-0.98
					5725-5850	-1.40

Antenna	Manufacture	Part Number	Type	Connector	Frequency Range (MHz)	Gain (dBi)
Main	AWAN	025.901U7.0001	PIFA	I-PEX	2400-2500	-0.60
					5150-5350	-2.18
					5470-5725	-2.10
					5725-5850	-2.08
Aux	AWAN	025.901U8.0001	PIFA	I-PEX	2400-2500	0.45
					5150-5350	-1.00
					5740-5725	-1.37
					5725-5850	-1.37

NOTE: Since the antenna gain of Antenna _ INPAQ Corporation is the highest one among all, Antenna _ INPAQ Corporation had used for testing.

2.2 TEST MODES

Test Items	Test mode	Channel	Note
AC power line conducted emissions	Normal/Idle	-	-
Transmitter Radiated Emissions (below 1GHz)	IEEE 802.11n (HT40)	38	-
Transmitter Radiated Emissions (above 1GHz)	IEEE 802.11a	36/48	Bandedge
	IEEE 802.11n (HT20)	52/64	
	IEEE 802.11ax (HEW20)	100/140	
		149/165	
	IEEE 802.11n (HT40)	38/46	
	IEEE 802.11ax (HEW40)	54/62	
		102/134	
		151/159	
	IEEE 802.11ac (VHT80)	42	
	IEEE 802.11ax (HEW80)	58	
		106/122	
		155	
	IEEE 802.11ac (VHT160)	50	
	IEEE 802.11ax (HEW160)	114	
Output Power	IEEE 802.11a	36/40/48	-
	IEEE 802.11n (HT20)	52/60/64	
	IEEE 802.11ac (VHT20)	100/116/140/144	
	IEEE 802.11ax (HEW20)	149/157/165	
	IEEE 802.11n (HT40)	38/46/54/62	
	IEEE 802.11ac (VHT40)	102/110/134/142	
	IEEE 802.11ax (HEW40)	151/159	
	IEEE 802.11ac (VHT80)	42/58	
	IEEE 802.11ax (HEW80)	106/122/138	
		155	
IEEE 802.11ac (VHT160)	50/114		
IEEE 802.11ax (HEW160)			

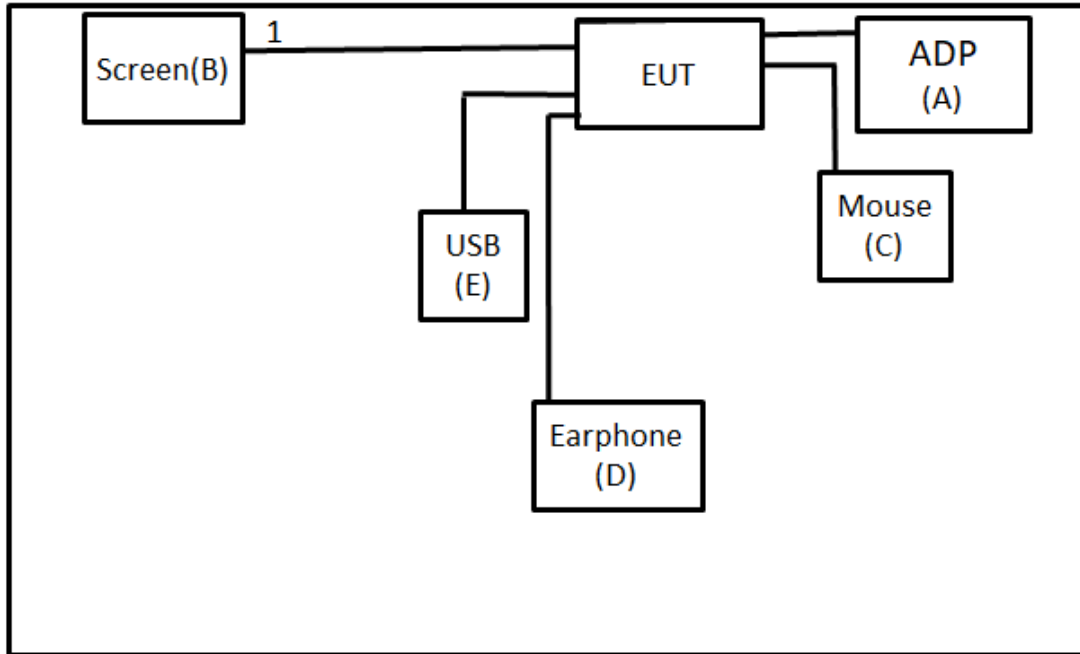
NOTE:

- (1) The Radiated emissions test was verified based on the worst conducted power and Bandwidth test results reported in the original report.
- (2) For radiated emission band edge test, both Vertical and Horizontal are evaluated, but only the worst case (Vertical) is recorded.
- (3) All X, Y and Z axes are evaluated, but only the worst case (Z axis) is recorded.
- (4) For IEEE 802.11a mode, only SISO mode is supported.
- (5) For IEEE 802.11ax modes, refer to TCB Workshop presentations on October 3, 2018, after evaluated, all testing are performed under fully loaded conditions (Full RU). In the test data, only the partially loaded conditions data are marked with tones.

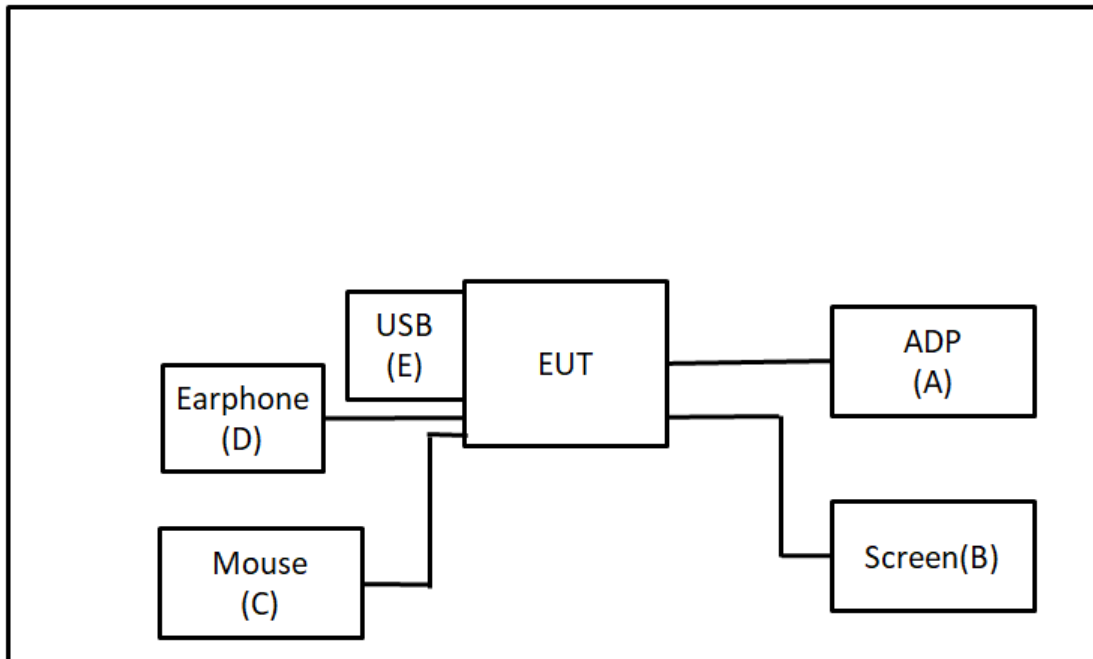
2.3 BLOCK DIAGRAM SHOWING THE CONFIGURATION OF SYSTEM TESTED

Equipment letters and Cable numbers refer to item numbers described in the tables of clause 2.4.

AC Power Line Conducted Emissions Test



Radiated Emissions Test



2.4 SUPPORT UNITS

Item	Equipment	Brand	Model No.	Series No.	Remarks
A	ADP	Lenovo	ADLX45YLC3D	N/A	Supplied by test requester.
B	Screen	ASUS	MX27U	N/A	Furnished by test lab.
C	Mouse	ACER	MP-368	N/A	Furnished by test lab.
D	Earphone	Sony	MDR-E9LP	N/A	Furnished by test lab.
E	USB	Kingston	C7052-322.AOOL F	N/A	Furnished by test lab.

Item	Shielded	Ferrite Core	Length	Cable Type	Remarks
1	N/A	N/A	1.8m	HDMI Cable	Furnished by test lab.

3 AC POWER LINE CONDUCTED EMISSIONS TEST

3.1 LIMIT

Frequency (MHz)	Limit (dB μ V)	
	Quasi-peak	Average
0.15 - 0.5	66 - 56 *	56 - 46 *
0.50 - 5.0	56	46
5.0 - 30.0	60	50

NOTE:

- (1) The tighter limit applies at the band edges.
- (2) The limit of " * " marked band means the limitation decreases linearly with the logarithm of the frequency in the range.
- (3) The test result calculated as following:
 Measurement Value = Reading Level + Correct Factor
 Correct Factor = Insertion Loss + Cable Loss + Attenuator Factor (if use)
 Margin Level = Measurement Value – Limit Value
 Calculation example:

Reading Level		Correct Factor		Measurement Value
38.22	+	3.45	=	41.67

Measurement Value		Limit Value		Margin Level
41.67	-	60	=	-18.33

The following table is the setting of the receiver.

Receiver Parameter	Setting
Attenuation	10 dB
Start Frequency	0.15 MHz
Stop Frequency	30 MHz
IF Bandwidth	9 KHz

3.2 TEST PROCEDURE

- a. The EUT was placed 0.8 m above the horizontal ground plane with the EUT being connected to the power mains through a line impedance stabilization network (LISN).
 All other support equipment were powered from an additional LISN(s).
 The LISN provides 50 Ohm/50uH of impedance for the measuring instrument.
- b. Interconnecting cables that hang closer than 40 cm to the ground plane shall be folded back and forth in the center forming a bundle to keep the cable above 40 cm.
- c. Excess I/O cables that are not connected to a peripheral shall be bundled in the center.
 The end of the cable will be terminated, using the correct terminating impedance.
 The overall length shall not exceed 1 m.
- d. The LISN is spaced at least 80 cm from the nearest part of the EUT chassis.
- e. For the actual test configuration, please refer to the related Item – EUT TEST PHOTO.

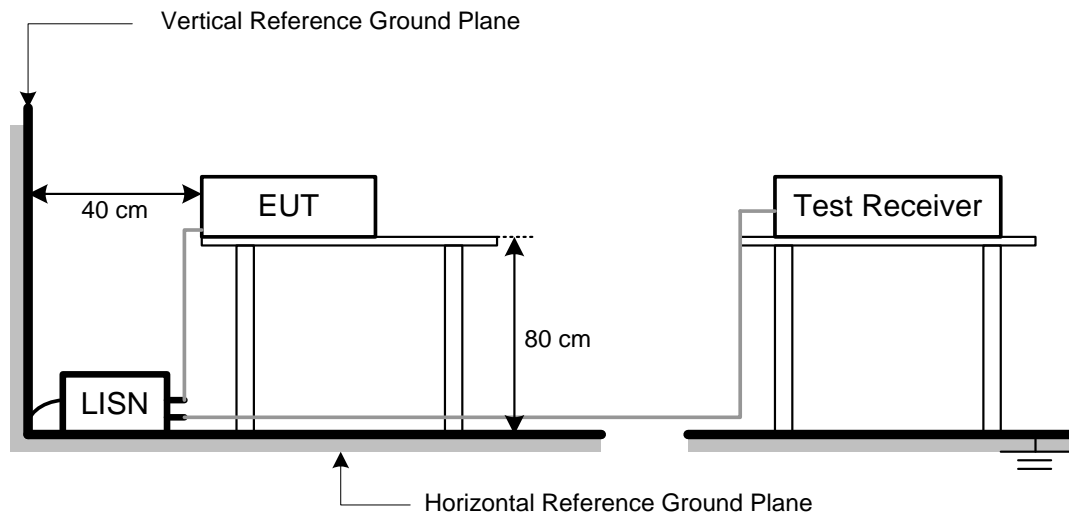
NOTE:

- (1) In the results, each reading is marked as Peak, QP or AVG per the detector used.
 BW=9 kHz (6 dB Bandwidth)
- (2) All readings are Peak unless otherwise stated QP or AVG in column of Note. Both the QP and the AVG readings must be less than the limit for compliance.

3.3 DEVIATION FROM TEST STANDARD

No deviation.

3.4 TEST SETUP



3.5 TEST RESULT

Please refer to the APPENDIX A.

4 RADIATED EMISSIONS TEST

4.1 LIMIT

In case the emission fall within the restricted band specified on 15.205, then the 15.209 limit in the table below has to be followed.

LIMITS OF RADIATED EMISSIONS MEASUREMENT (9 kHz to 1000 MHz)

Frequency (MHz)	Field Strength (microvolts/meter)	Measurement Distance (meters)
0.009~0.490	2400/F(KHz)	300
0.490~1.705	24000/F(KHz)	30
1.705~30.0	30	30
30~88	100	3
88~216	150	3
216~960	200	3
960~1000	500	3

LIMITS OF UNWANTED EMISSION OUT OF THE RESTRICTED BANDS

Frequency (MHz)	EIRP Limit (dBm)	Equivalent Field Strength at 3m (dBμV/m)
5150-5250	-27	68.3
5250-5350	-27	68.3
5470-5725	-27	68.3
5725-5850	-27 (NOTE 2)	68.3
	10 (NOTE 2)	105.3
	15.6 (NOTE 2)	110.9
	27 (NOTE 2)	122.3

NOTE:

- (1) The following formula is used to convert the equipment isotropic radiated power (eirp) to field strength:

$$E = \frac{1000000\sqrt{30P}}{3} \mu\text{V/m, where P is the eirp (Watts)}$$

- (2) According to FCC 16-24, All emissions shall be limited to a level of -27 dBm/MHz at 75 MHz or more above or below the band edge increasing linearly to 10 dBm/MHz at 25 MHz above or below the band edge, and from 25 MHz above or below the band edge increasing linearly to a level of 15.6 dBm/MHz at 5 MHz above or below the band edge, and from 5 MHz above or below the band edge increasing linearly to a level of 27 dBm/MHz at the band edge.
- (3) The test result calculated as following:

Measurement Value = Reading Level + Correct Factor

Correct Factor = Antenna Factor + Cable Loss - Amplifier Gain(if use)

Margin Level = Measurement Value - Limit Value

Calculation example:

Reading Level		Correct Factor		Measurement Value
19.11	+	2.11	=	21.22

Measurement Value		Limit Value		Margin Level
21.22	-	68.3	=	-47.08

Spectrum Parameter	Setting
Attenuation	Auto
Start Frequency	1000 MHz
Stop Frequency	10th carrier harmonic
RBW / VBW (Emission in restricted band)	1MHz / 3MHz for Peak, 1MHz / 1/T for Average

Spectrum Parameter	Setting
Attenuation	Auto
Start ~ Stop Frequency	9KHz~90KHz for PK/AVG detector
Start ~ Stop Frequency	90KHz~110KHz for QP detector
Start ~ Stop Frequency	110KHz~490KHz for PK/AVG detector
Start ~ Stop Frequency	490KHz~30MHz for QP detector
Start ~ Stop Frequency	30MHz~1000MHz for QP detector

4.2 TEST PROCEDURE

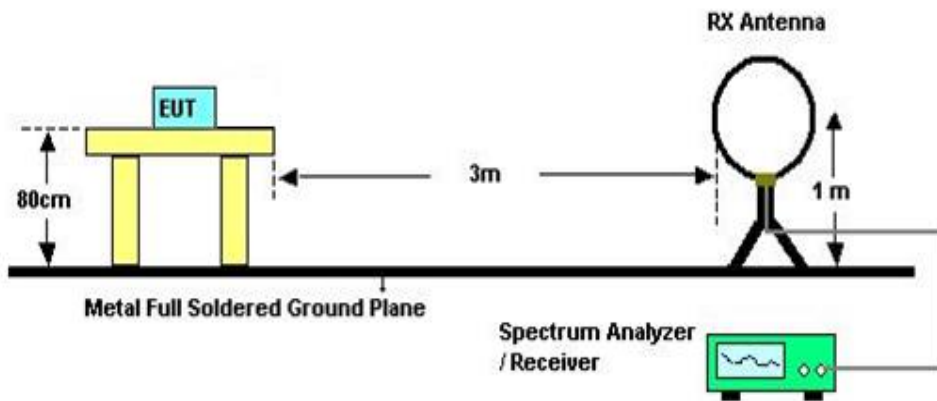
- a. The measuring distance of 3 m shall be used for measurements. The EUT was placed on the top of a rotating table 0.8 meter above the ground at a 3 meter semi-anechoic chamber. The table was rotated 360 degrees to determine the position of the highest radiation.(below 1GHz)
- b. The measuring distance of 3 m shall be used for measurements. The EUT was placed on the top of a rotating table 1.5 meter above the ground at a 3 meter semi-anechoic chamber. The table was rotated 360 degrees to determine the position of the highest radiation.(above 1GHz)
- c. The height of the equipment or of the substitution antenna shall be 0.8 m or 1.5 m, the height of the test antenna shall vary between 1 m to 4 m. Both horizontal and vertical polarizations of the antenna are set to make the measurement.
- d. For each suspected emission, the EUT was arranged to its worst case and then the antenna was tuned to heights find the maximum reading (used Bore sight function).
- e. The receiver system was set to peak and average detect function and specified bandwidth with maximum hold mode when the test frequency is above 1GHz.
- f. The initial step in collecting radiated emission data is a receiver peak detector mode pre-scanning the measurement frequency range. Significant peaks are then marked and then Quasi Peak detector mode re-measured.
- g. All readings are Peak unless otherwise stated QP in column of Note. Peak denotes that the Peak reading compliance with the QP Limits and then QP Mode measurement didn't perform. (below 1GHz)
- h. All readings are Peak Mode value unless otherwise stated AVG in column of Note. If the Peak Mode Measured value compliance with the Peak Limits and lower than AVG Limits, the EUT shall be deemed to meet both Peak & AVG Limits and then only Peak Mode was measured, but AVG Mode didn't perform. (above 1GHz)
- i. For the actual test configuration, please refer to the related Item – EUT TEST PHOTO.

4.3 DEVIATION FROM TEST STANDARD

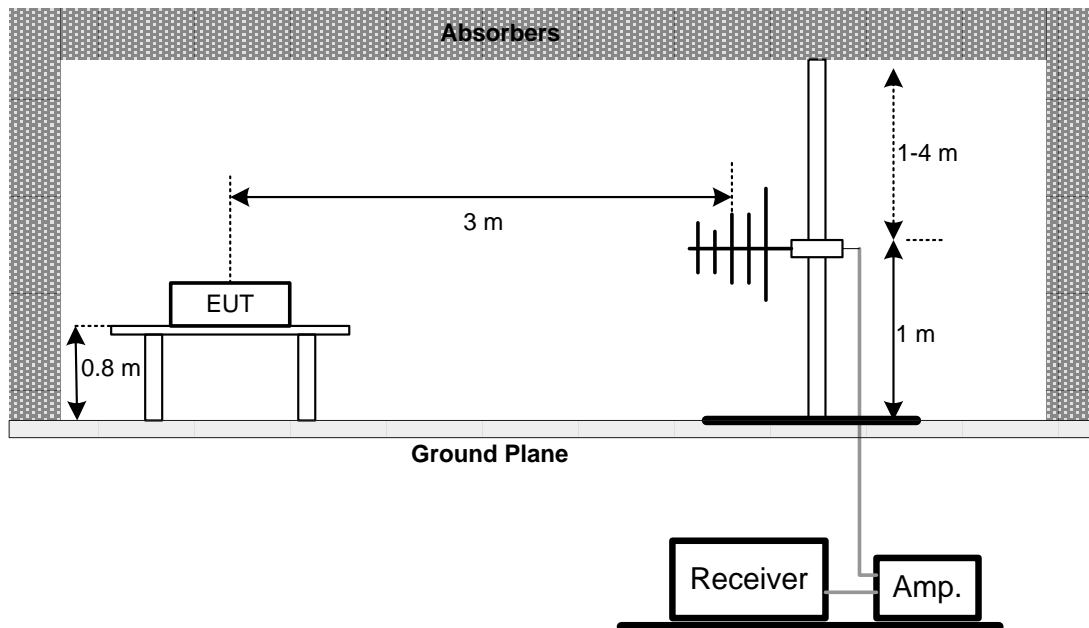
No deviation.

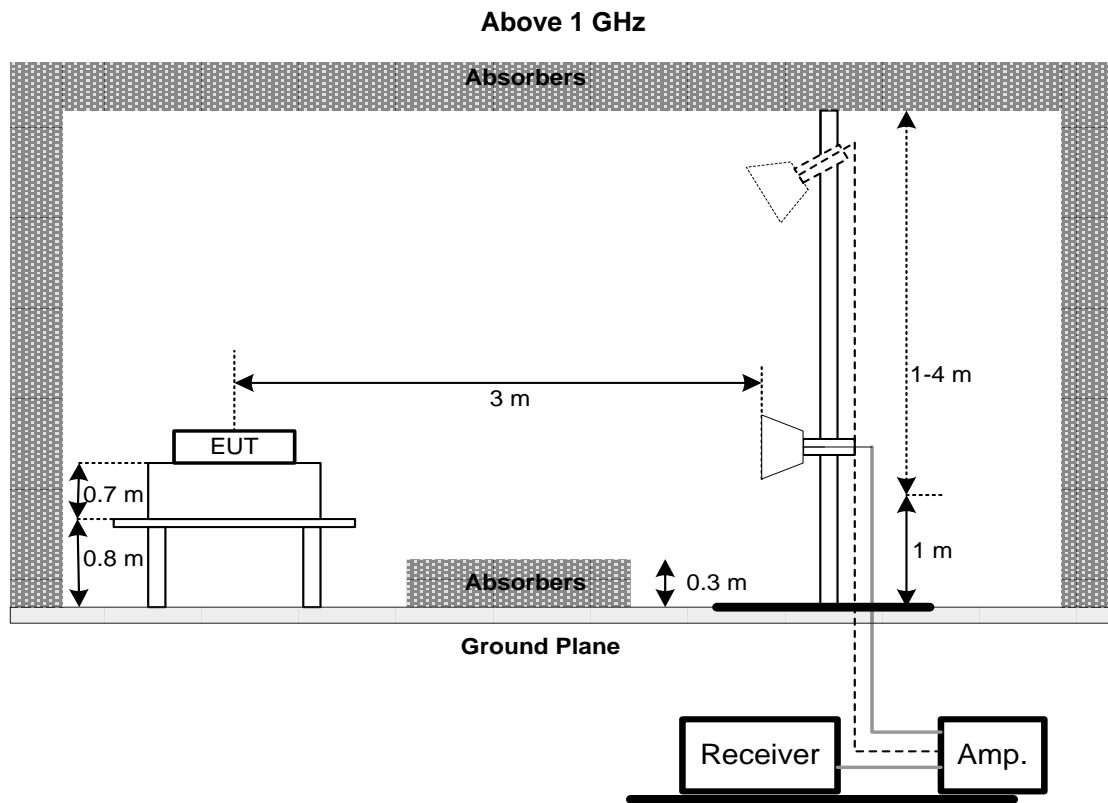
4.4 TEST SETUP

9 kHz to 30 MHz



30 MHz to 1 GHz





4.5 EUT OPERATING CONDITIONS

The EUT was programmed to be in continuously transmitting mode.

4.6 TEST RESULT – BELOW 30 MHZ

There were no emissions found below 30 MHz within 20 dB of the limit.

4.7 TEST RESULT – 30 MHZ TO 1 GHZ

Please refer to the APPENDIX B.

4.8 TEST RESULT – ABOVE 1 GHZ

Please refer to the APPENDIX C.

NOTE:

- (1) No limit: This is fundamental signal, the judgment is not applicable.
For fundamental signal judgment was referred to Peak output test.

5 OUTPUT POWER TEST

5.1 LIMIT

FCC Part15, Subpart E (15.407)			
Section	Test Item	Limit	Frequency Range (MHz)
15.407(a)	Maximum Output Power	Fixed:1 Watt (30 dBm) Mobile and portable: 250 mW (23.98 dBm)	5150-5250
		250 mW (23.98 dBm)	5250-5350
		1 Watt (30dBm)	5470-5725
			5725-5850

Note: The maximum e.i.r.p at any elevation angle above 30 degrees as measured from the horizon must not exceed 125 mW(21 dBm).


5.2 TEST PROCEDURE

- a. The EUT was directly connected to the power meter and antenna output port as show in the block diagram below.
- b. The maximum peak conducted output power was performed in accordance with method of clause E. 3. a) FCC KDB 789033 D02 General UNII Test Procedures New Rules v02r01.
 - a)Method PM (Measurement using an RF average power meter):
 - (i) Measurements may be performed using a wideband RF power meter with a thermocouple detector or equivalent if all of the following conditions are satisfied
The EUT is configured to transmit continuously or to transmit with a constant duty cycle.
At all times when the EUT is transmitting, it must be transmitting at its maximum power control level.
The integration period of the power meter exceeds the repetition period of the transmitted signal by at least a factor of five.
 - (ii) If the transmitter does not transmit continuously, measure the duty cycle, x, of the transmitter output signal as described in II.B.
 - (iii) Measure the average power of the transmitter. This measurement is an average over both the on and off periods of the transmitter.
 - (iv) Adjust the measurement in dBm by adding 10 log (1/x) where x is the duty cycle (e.g., 10 log (1/0.25) if the duty cycle is 25%).

5.3 DEVIATION FROM TEST STANDARD

No deviation.

5.4 TEST SETUP



5.5 EUT OPERATING CONDITIONS

The EUT was programmed to be in continuously transmitting mode.

5.6 TEST RESULT

Please refer to the APPENDIX D.

6 LIST OF MEASURING EQUIPMENTS

AC Power Line Conducted Emissions						
Item	Kind of Equipment	Manufacturer	Type No.	Serial No.	Calibrated Date	Calibrated Until
1	TWO-LINE V-NETWORK	R&S	ENV216	101050	2020/6/11	2021/6/10
2	Test Cable	EMCI	EMC400-BM-BM-5000	170501	2020/6/8	2021/6/7
3	EMI Test Receiver	R&S	ESCI	100080	2020/6/15	2021/6/14
4	Measurement Software	EZ	EZ EMC (Version NB-03A1-01)	N/A	N/A	N/A

Radiated Emissions						
Item	Kind of Equipment	Manufacturer	Type No.	Serial No.	Calibrated Date	Calibrated Until
1	Preamplifier	EMCI	EMC02325B	980217	2020/4/10	2021/4/9
2	Preamplifier	EMCI	EMC012645B	980267	2020/4/10	2021/4/9
3	Test Cable	EMCI	EMC-SM-SM-1000	180809	2020/4/10	2021/4/9
4	Test Cable	EMCI	EMC104-SM-SM-3000	151205	2020/4/10	2021/4/9
5	Test Cable	EMCI	EMC-SM-SM-7000	180408	2020/4/10	2021/4/9
6	MXE EMI Receiver	Agilent	N9038A	MY554200087	2020/6/10	2021/6/9
7	Signal Analyzer	Agilent	N9010A	MY56480554	2020/8/25	2021/8/24
8	Horn Ant	SCHWARZBECK	BBHA 9120D	9120D-1342	2020/6/12	2021/6/11
9	Horn Ant	Schwarzbeck	BBHA 9170	BBHA 9170340	2020/7/9	2021/7/8
10	Loop Ant	Electro-Metrics	EMCI-LPA600	274	2020/6/16	2021/6/15
11	Trilog-Broadband Antenna	Schwarzbeck	VULB 9168	VULB 9168-352	2020/7/24	2021/7/23
12	5dB Attenuator	EMCI	EMCI-N-6-05	AT-N0625	2020/7/24	2021/7/23
13	Measurement Software	EZ	EZ EMC (Version NB-03A1-01)	N/A	N/A	N/A

Output Power						
Item	Kind of Equipment	Manufacturer	Type No.	Serial No.	Calibrated Date	Calibrated Until
1	Power Meter	Anritsu	ML2487A	6K00004714	2020/9/3	2021/9/2
2	Power Sensor	Anritsu	MA2491A	034138	2020/9/3	2021/9/2

Remark: "N/A" denotes no model name, no serial no. or no calibration specified.
All calibration period of equipment list is one year.

7 EUT TEST PHOTO

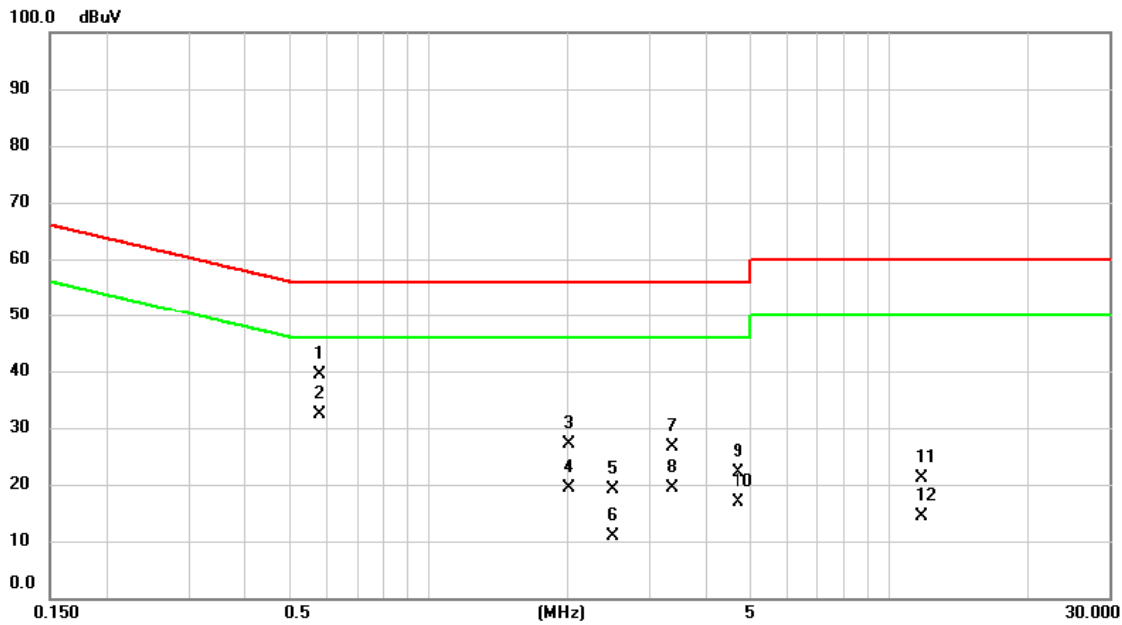
Please refer to document Appendix No.: TP-2102T172B-FCCP-1 (APPENDIX-TEST PHOTOS).

8 EUT PHOTOS

Please refer to document Appendix No.: EP-2102T172B-1 (APPENDIX-EUT PHOTOS).

APPENDIX A AC POWER LINE CONDUCTED EMISSIONS

Test Mode	Normal	Tested Date	2021/3/24
Test Frequency	-	Phase	Line

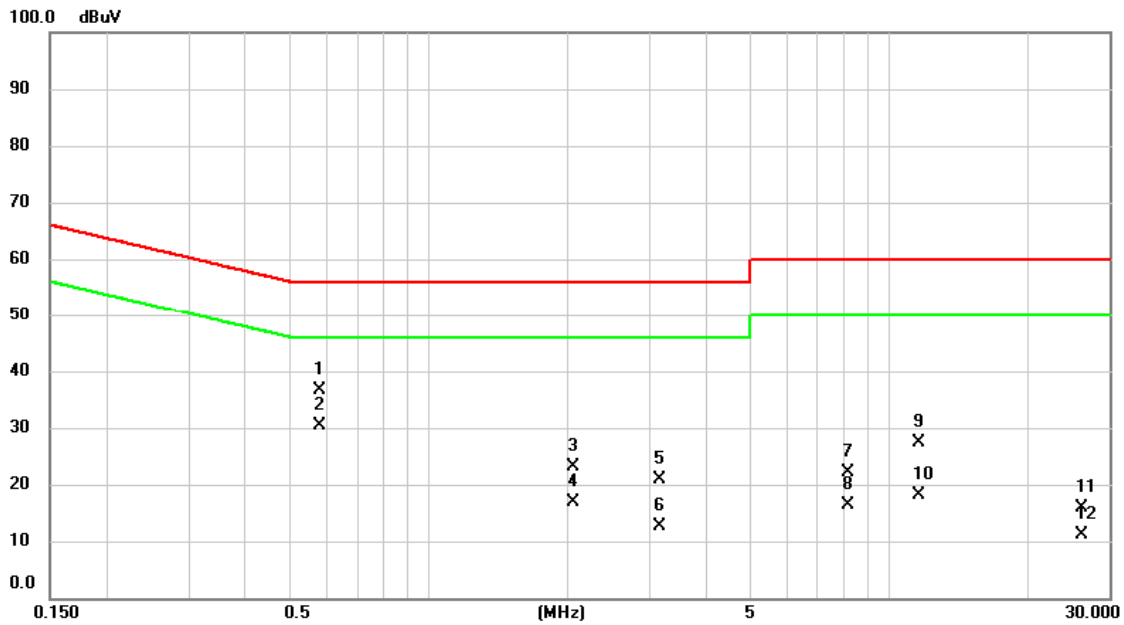


No.	Mk.	Freq. MHz	Reading Level dBuV	Correct Factor dB	Measure- ment dBuV	Limit dBuV	Margin dB	Detector	Comment
1		0.5820	29.82	9.68	39.50	56.00	-16.50	QP	
2	*	0.5820	22.74	9.68	32.42	46.00	-13.58	AVG	
3		2.0108	17.37	9.74	27.11	56.00	-28.89	QP	
4		2.0108	9.60	9.74	19.34	46.00	-26.66	AVG	
5		2.5080	9.44	9.76	19.20	56.00	-36.80	QP	
6		2.5080	1.05	9.76	10.81	46.00	-35.19	AVG	
7		3.3608	16.85	9.77	26.62	56.00	-29.38	QP	
8		3.3608	9.65	9.77	19.42	46.00	-26.58	AVG	
9		4.6815	12.29	9.81	22.10	56.00	-33.90	QP	
10		4.6815	7.07	9.81	16.88	46.00	-29.12	AVG	
11		11.7758	11.24	9.93	21.17	60.00	-38.83	QP	
12		11.7758	4.33	9.93	14.26	50.00	-35.74	AVG	

REMARKS:

- (1) Measurement Value = Reading Level + Correct Factor.
- (2) Margin Level = Measurement Value - Limit Value.

Test Mode	Normal	Tested Date	2021/3/24
Test Frequency	-	Phase	Neutral

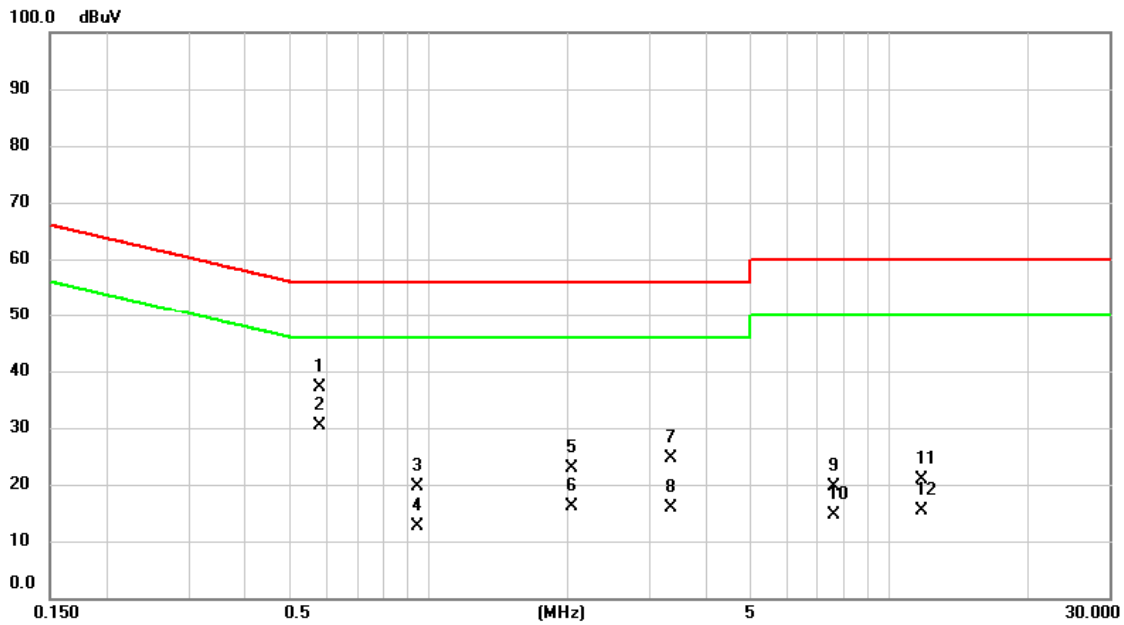


No.	Mk.	Freq. MHz	Reading Level dBuV	Correct Factor dB	Measure- ment dBuV	Limit dBuV	Margin dB	Detector	Comment
1		0.5797	27.02	9.68	36.70	56.00	-19.30	QP	
2	*	0.5797	20.68	9.68	30.36	46.00	-15.64	AVG	
3		2.0512	13.47	9.74	23.21	56.00	-32.79	QP	
4		2.0512	7.02	9.74	16.76	46.00	-29.24	AVG	
5		3.1583	11.08	9.76	20.84	56.00	-35.16	QP	
6		3.1583	2.95	9.76	12.71	46.00	-33.29	AVG	
7		8.1600	12.21	9.89	22.10	60.00	-37.90	QP	
8		8.1600	6.50	9.89	16.39	50.00	-33.61	AVG	
9		11.5844	17.51	9.93	27.44	60.00	-32.56	QP	
10		11.5844	8.10	9.93	18.03	50.00	-31.97	AVG	
11		26.1780	6.04	9.95	15.99	60.00	-44.01	QP	
12		26.1780	1.14	9.95	11.09	50.00	-38.91	AVG	

REMARKS:

- (1) Measurement Value = Reading Level + Correct Factor.
- (2) Margin Level = Measurement Value - Limit Value.

Test Mode	Idle	Tested Date	2021/3/24
Test Frequency	-	Phase	Line

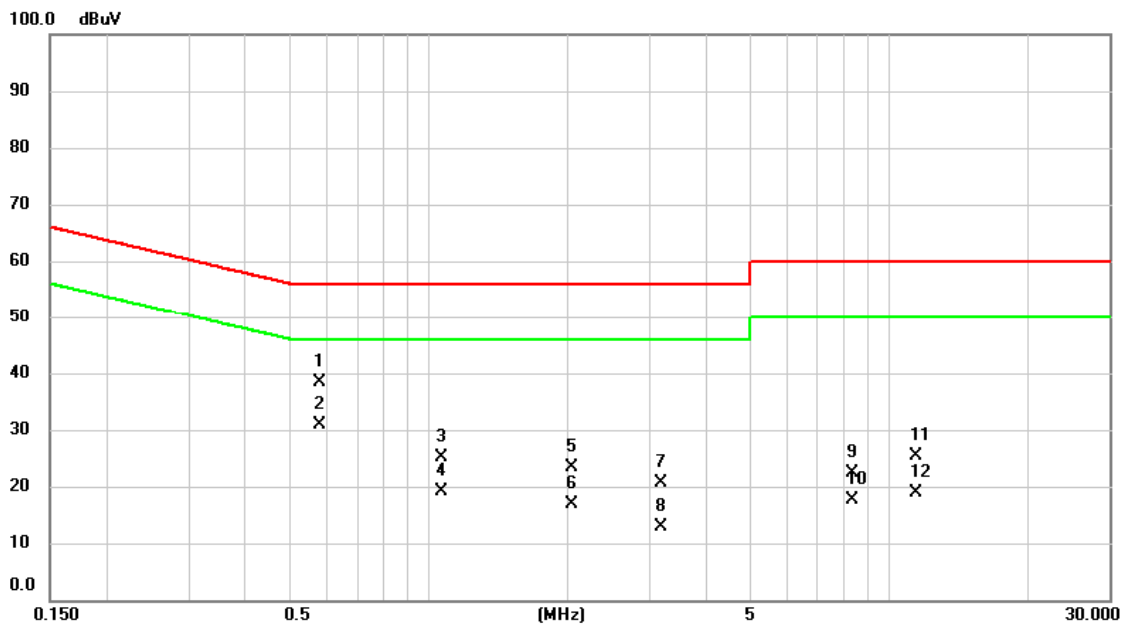


No.	Mk.	Freq. MHz	Reading Level dBuV	Correct Factor dB	Measure- ment dBuV	Limit dBuV	Margin dB	Detector	Comment
1		0.5797	27.33	9.68	37.01	56.00	-18.99	QP	
2	*	0.5797	20.71	9.68	30.39	46.00	-15.61	AVG	
3		0.9442	9.95	9.69	19.64	56.00	-36.36	QP	
4		0.9442	3.05	9.69	12.74	46.00	-33.26	AVG	
5		2.0400	13.19	9.74	22.93	56.00	-33.07	QP	
6		2.0400	6.32	9.74	16.06	46.00	-29.94	AVG	
7		3.3360	14.91	9.77	24.68	56.00	-31.32	QP	
8		3.3360	6.20	9.77	15.97	46.00	-30.03	AVG	
9		7.5885	9.84	9.88	19.72	60.00	-40.28	QP	
10		7.5885	4.87	9.88	14.75	50.00	-35.25	AVG	
11		11.7938	11.00	9.93	20.93	60.00	-39.07	QP	
12		11.7938	5.56	9.93	15.49	50.00	-34.51	AVG	

REMARKS:

- (1) Measurement Value = Reading Level + Correct Factor.
- (2) Margin Level = Measurement Value - Limit Value.

Test Mode	Idle	Tested Date	2021/3/24
Test Frequency	-	Phase	Neutral



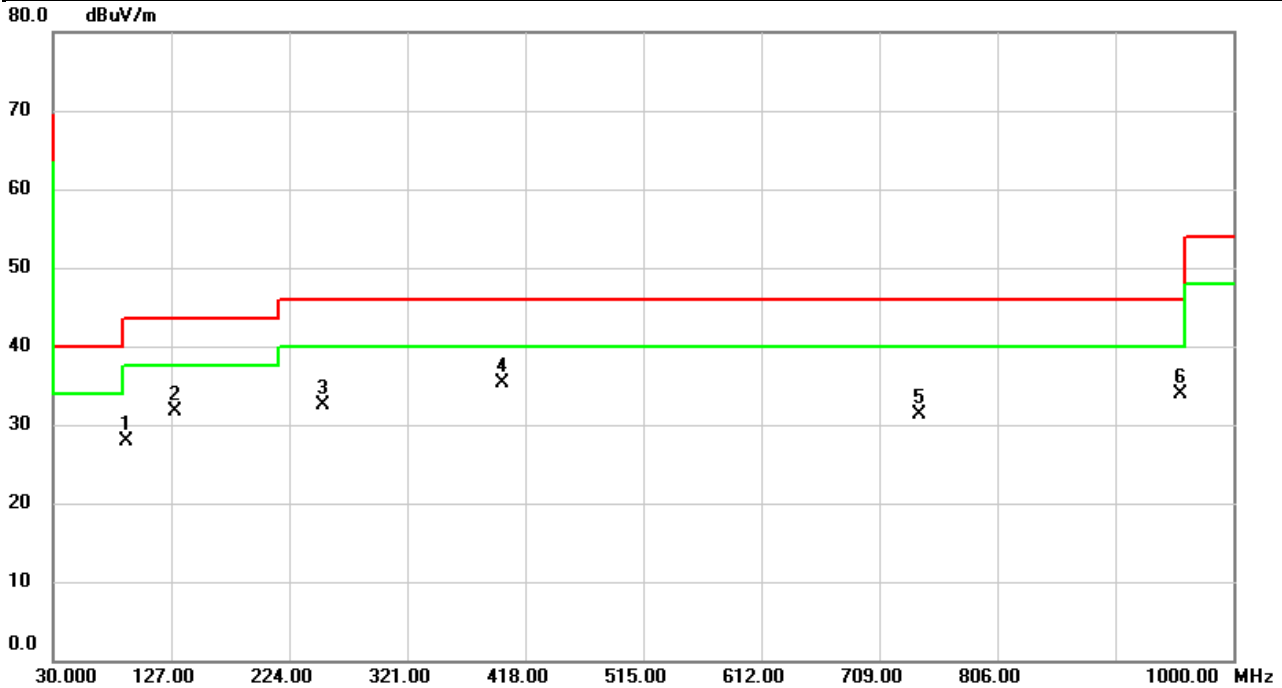
No.	Mk.	Freq. MHz	Reading Level dBuV	Correct Factor dB	Measure- ment dBuV	Limit dBuV	Margin dB	Detector	Comment
1		0.5797	28.64	9.68	38.32	56.00	-17.68	QP	
2	*	0.5797	21.30	9.68	30.98	46.00	-15.02	AVG	
3		1.0680	15.51	9.69	25.20	56.00	-30.80	QP	
4		1.0680	9.46	9.69	19.15	46.00	-26.85	AVG	
5		2.0468	13.69	9.74	23.43	56.00	-32.57	QP	
6		2.0468	7.23	9.74	16.97	46.00	-29.03	AVG	
7		3.1762	10.85	9.76	20.61	56.00	-35.39	QP	
8		3.1762	3.04	9.76	12.80	46.00	-33.20	AVG	
9		8.3018	12.40	9.90	22.30	60.00	-37.70	QP	
10		8.3018	7.84	9.90	17.74	50.00	-32.26	AVG	
11		11.4113	15.55	9.93	25.48	60.00	-34.52	QP	
12		11.4113	8.99	9.93	18.92	50.00	-31.08	AVG	

REMARKS:

- (1) Measurement Value = Reading Level + Correct Factor.
- (2) Margin Level = Measurement Value - Limit Value.

APPENDIX B RADIATED EMISSIONS - 30 MHZ TO 1 GHZ

Test Mode	IEEE802.11n (HT40)	Test Date	2021/3/29
Test Frequency	5190MHz	Polarization	Vertical
Temp	22°C	Hum.	67%

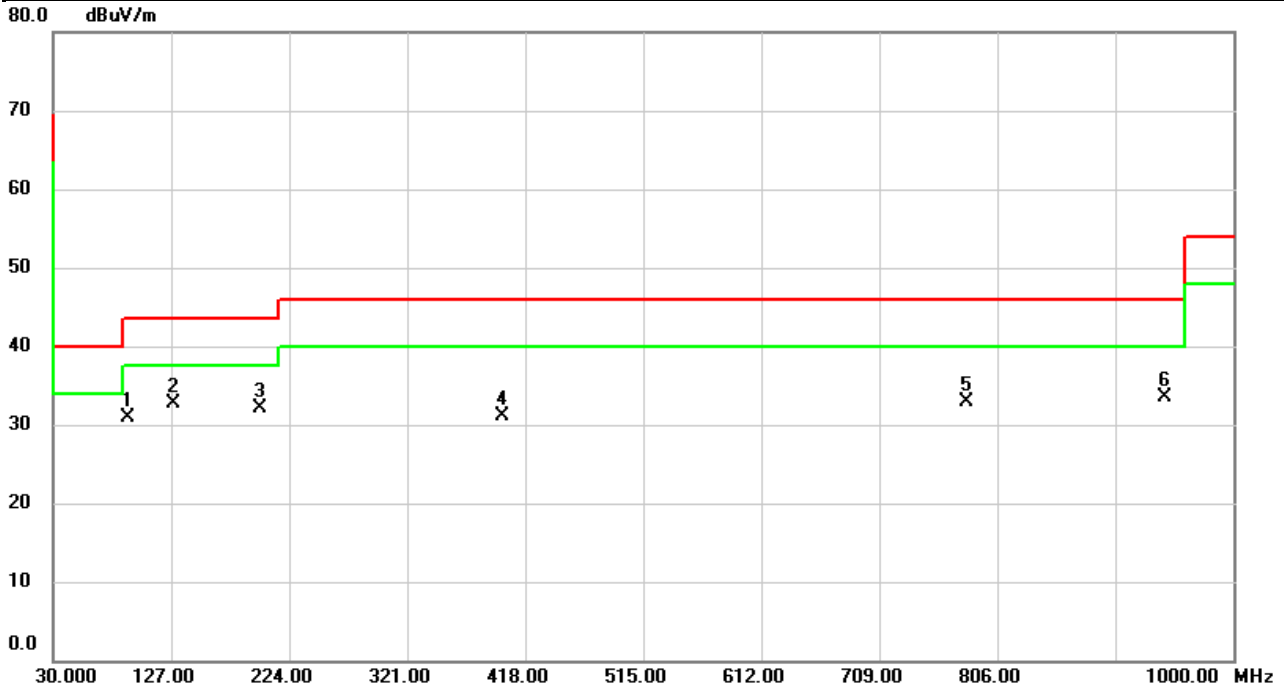


No.	Mk.	Freq.	Reading Level	Correct Factor	Measurement	Limit	Over	Detector	Comment
		MHz	dBuV	dB	dBuV/m	dBuV/m	dB		
1		90.5280	42.69	-14.70	27.99	43.50	-15.51	peak	
2		130.8153	41.06	-9.38	31.68	43.50	-11.82	peak	
3		252.0653	41.65	-9.22	32.43	46.00	-13.57	peak	
4	*	398.7940	40.10	-4.86	35.24	46.00	-10.76	peak	
5		742.3680	29.53	1.76	31.29	46.00	-14.71	peak	
6		956.8996	28.64	5.17	33.81	46.00	-12.19	peak	

REMARKS:

- (1) Measurement Value = Reading Level + Correct Factor.
- (2) Margin Level = Measurement Value - Limit Value.

Test Mode	IEEE802.11n (HT40)	Test Date	2021/3/29
Test Frequency	5190MHz	Polarization	Horizontal
Temp	22°C	Hum.	67%



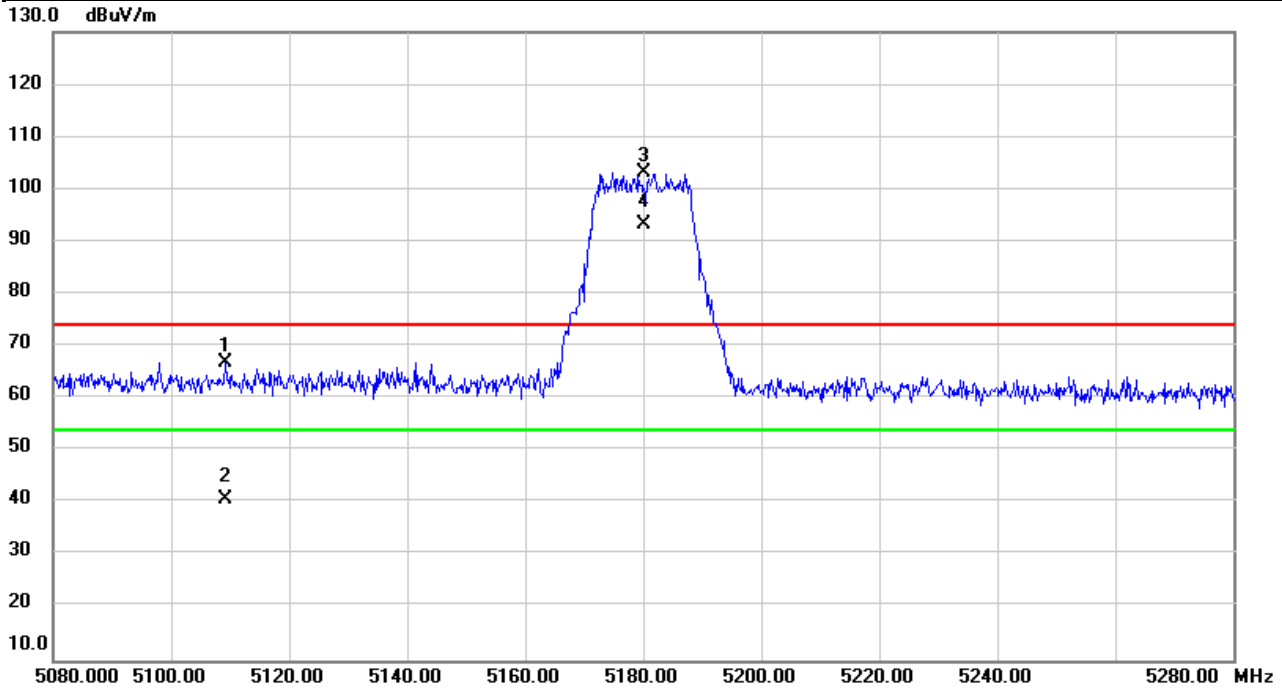
No.	Mk.	Freq.	Reading Level	Correct Factor	Measurement	Limit	Over	Detector	Comment
		MHz	dBuV	dB	dBuV/m	dBuV/m	dB		
1		90.8512	45.63	-14.65	30.98	43.50	-12.52	peak	
2	*	129.4895	42.18	-9.50	32.68	43.50	-10.82	peak	
3		200.1056	42.86	-10.75	32.11	43.50	-11.39	peak	
4		399.2790	35.87	-4.85	31.02	46.00	-14.98	peak	
5		780.3595	30.49	2.32	32.81	46.00	-13.19	peak	
6		943.9663	28.48	4.97	33.45	46.00	-12.55	peak	

REMARKS:

- (1) Measurement Value = Reading Level + Correct Factor.
- (2) Margin Level = Measurement Value - Limit Value.

APPENDIX C RADIATED EMISSIONS - ABOVE 1 GHZ

Test Mode	IEEE802.11a	Test Date	2021/3/26
Test Frequency	5180MHz	Polarization	Vertical
Temp	22°C	Hum.	67%

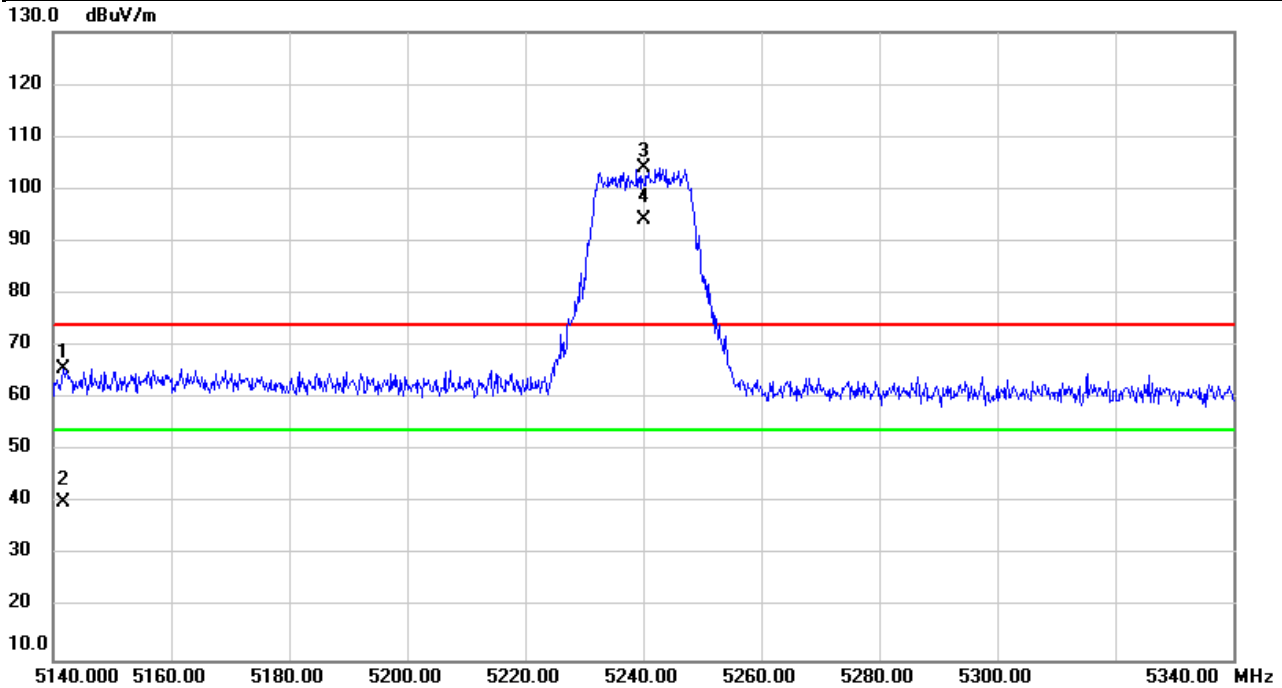


No.	Mk.	Freq.	Reading Level	Correct Factor	Measurement	Limit	Over	Detector	Comment
		MHz	dBuV	dB	dBuV/m	dBuV/m	dB		
1		5109.127	29.59	37.27	66.86	74.00	-7.14	peak	
2		5109.127	3.50	37.27	40.77	54.00	-13.23	AVG	
3	X	5180.000	65.91	37.33	103.24	74.00	29.24	peak	NoLimit
4	*	5180.000	56.01	37.33	93.34	54.00	39.34	AVG	NoLimit

REMARKS:

- (1) Measurement Value = Reading Level + Correct Factor.
- (2) Margin Level = Measurement Value - Limit Value.

Test Mode	IEEE802.11a	Test Date	2021/3/26
Test Frequency	5240MHz	Polarization	Vertical
Temp	22°C	Hum.	67%

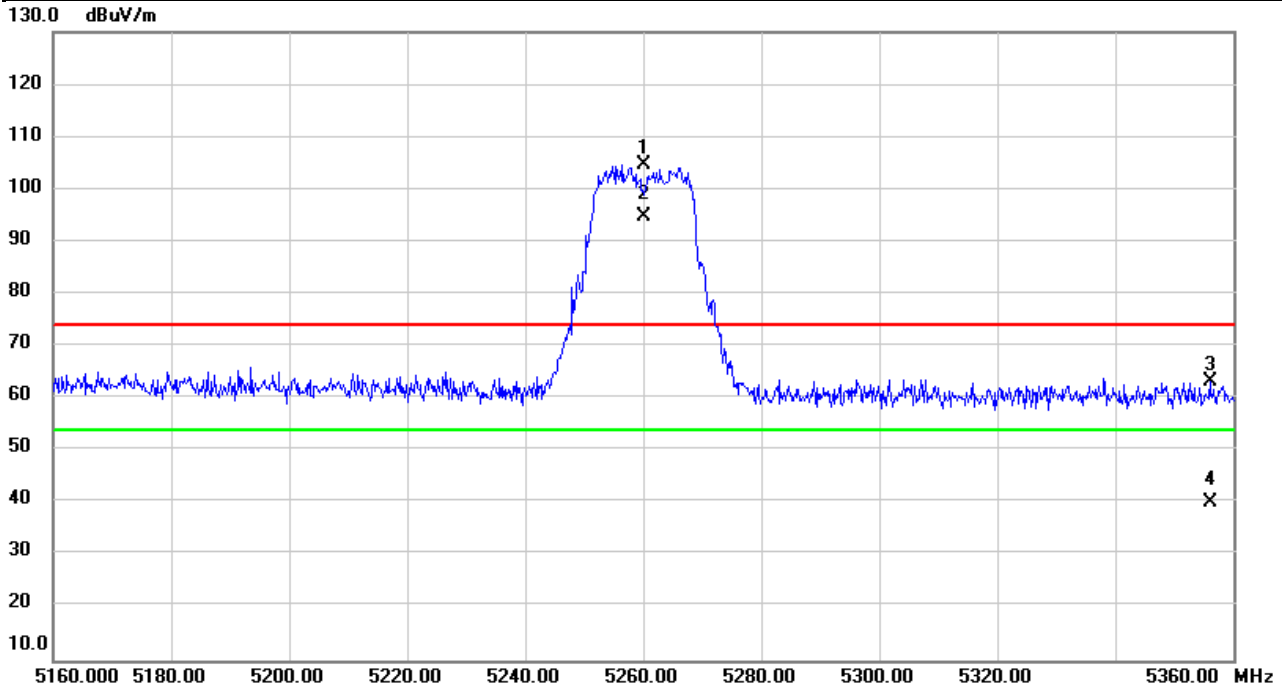


No.	Mk.	Freq.	Reading Level	Correct Factor	Measurement	Limit	Over	Detector	Comment
		MHz	dBuV	dB	dBuV/m	dBuV/m	dB		
1		5141.707	28.29	37.30	65.59	74.00	-8.41	peak	
2		5141.707	2.86	37.30	40.16	54.00	-13.84	AVG	
3	X	5240.000	66.64	37.38	104.02	74.00	30.02	peak	NoLimit
4	*	5240.000	56.82	37.38	94.20	54.00	40.20	AVG	NoLimit

REMARKS:

- (1) Measurement Value = Reading Level + Correct Factor.
- (2) Margin Level = Measurement Value - Limit Value.

Test Mode	IEEE802.11a	Test Date	2021/3/26
Test Frequency	5260MHz	Polarization	Vertical
Temp	22°C	Hum.	67%

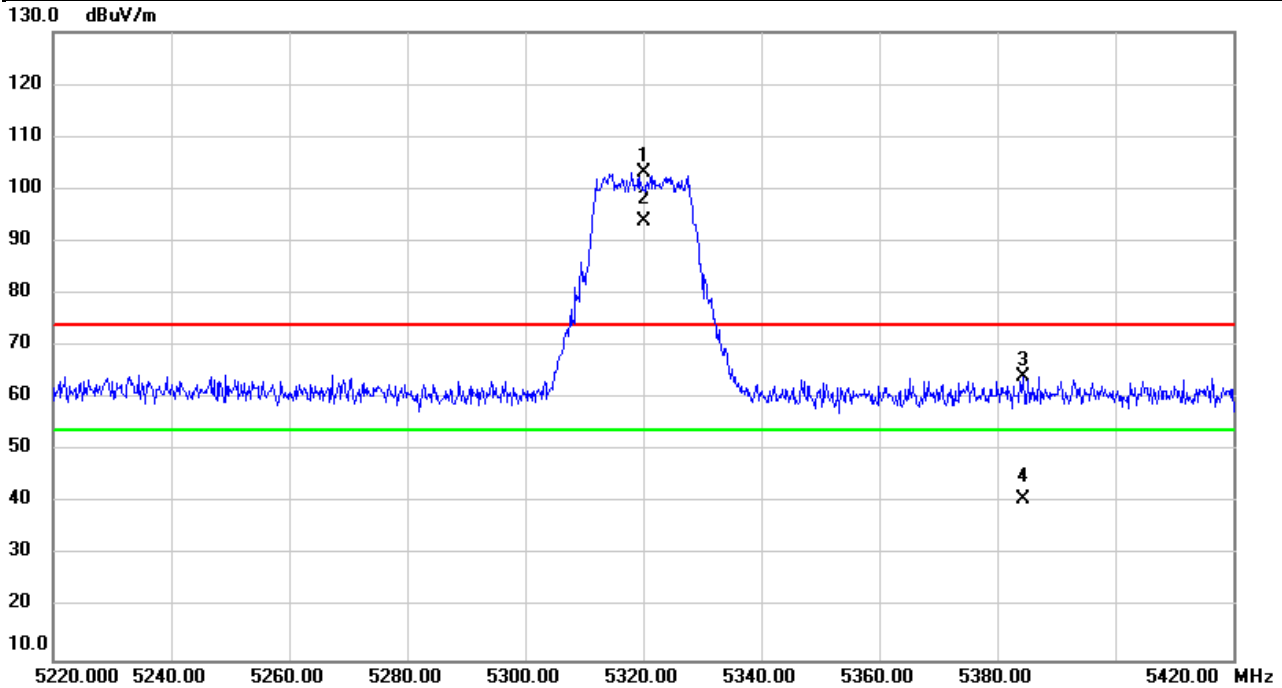


No.	Mk.	Freq.	Reading Level	Correct Factor	Measurement	Limit	Over	Detector	Comment
		MHz	dBuV	dB	dBuV/m	dBuV/m	dB		
1	X	5260.000	67.21	37.40	104.61	74.00	30.61	peak	NoLimit
2	*	5260.000	57.43	37.40	94.83	54.00	40.83	AVG	NoLimit
3		5356.113	25.87	37.48	63.35	74.00	-10.65	peak	
4		5356.113	2.69	37.48	40.17	54.00	-13.83	AVG	

REMARKS:

- (1) Measurement Value = Reading Level + Correct Factor.
- (2) Margin Level = Measurement Value - Limit Value.

Test Mode	IEEE802.11a	Test Date	2021/3/26
Test Frequency	5320MHz	Polarization	Vertical
Temp	22°C	Hum.	67%

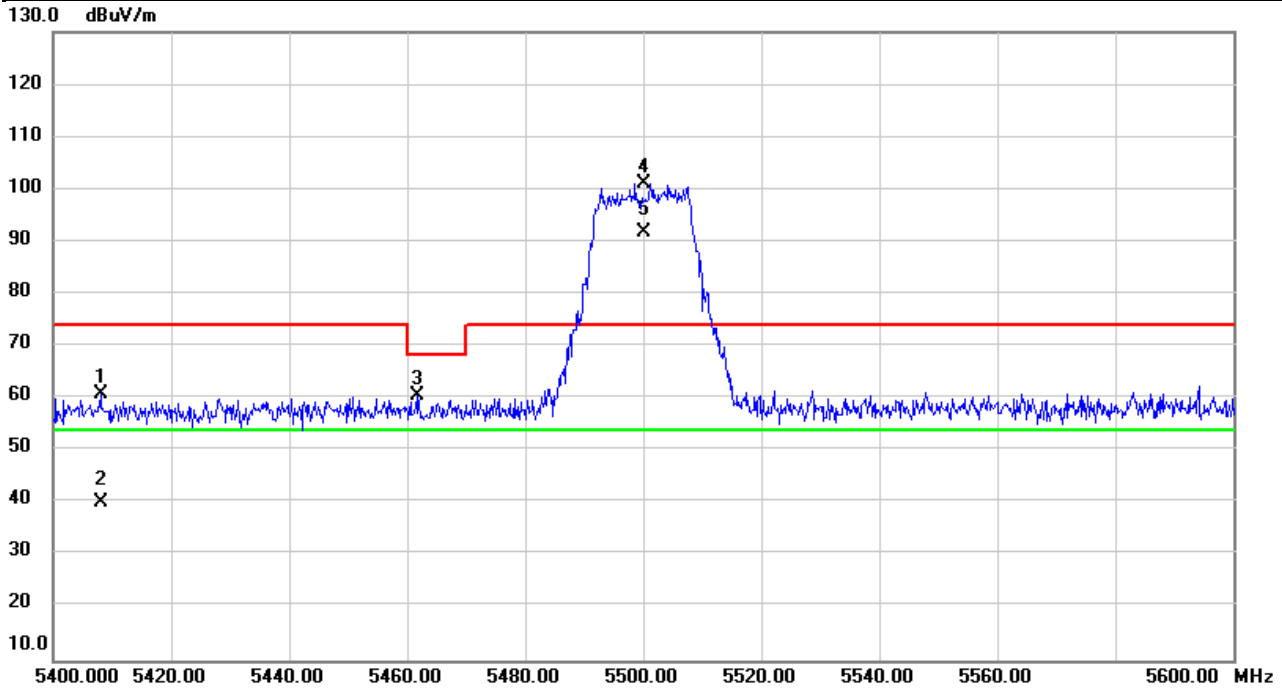


No.	Mk.	Freq.	Reading Level	Correct Factor	Measurement	Limit	Over	Detector	Comment
		MHz	dBuV	dB	dBuV/m	dBuV/m	dB		
1	X	5320.000	65.66	37.45	103.11	74.00	29.11	peak	NoLimit
2	*	5320.000	56.35	37.45	93.80	54.00	39.80	AVG	NoLimit
3		5384.280	26.65	37.51	64.16	74.00	-9.84	peak	
4		5384.280	3.11	37.51	40.62	54.00	-13.38	AVG	

REMARKS:

- (1) Measurement Value = Reading Level + Correct Factor.
- (2) Margin Level = Measurement Value - Limit Value.

Test Mode	IEEE802.11a	Test Date	2021/3/26
Test Frequency	5500MHz	Polarization	Vertical
Temp	22°C	Hum.	67%

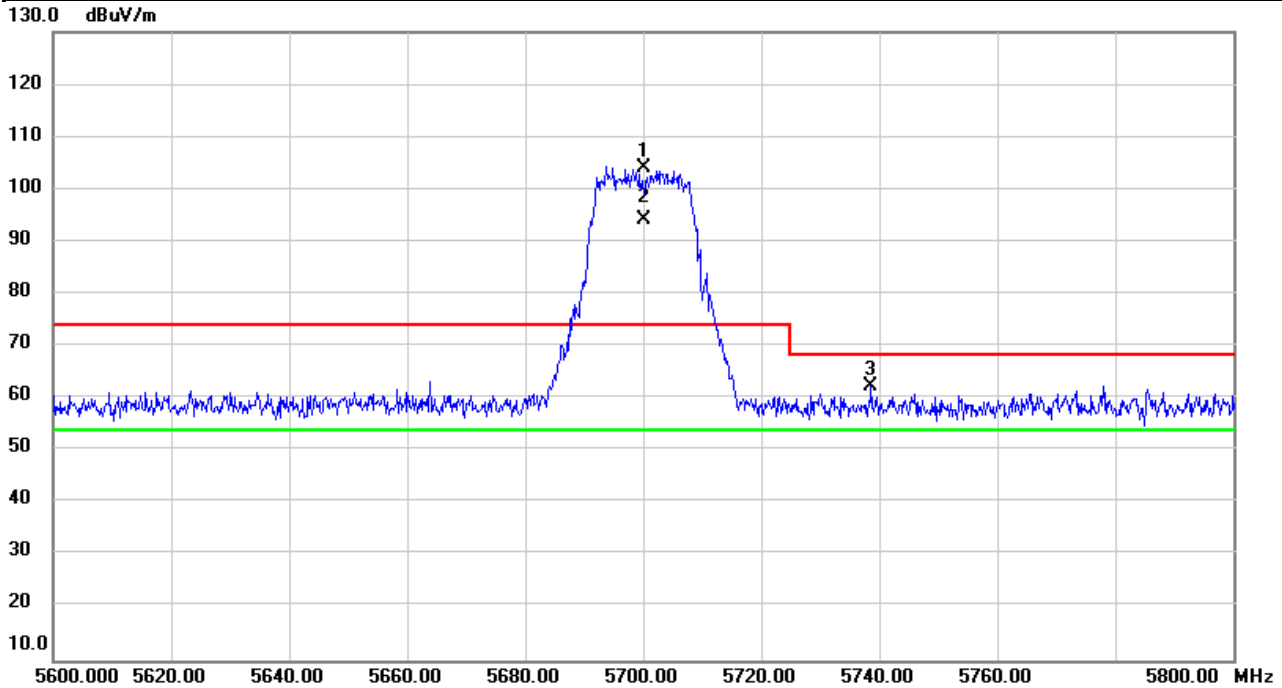


No.	Mk.	Freq.	Reading Level	Correct Factor	Measurement	Limit	Over	Detector	Comment
		MHz	dBuV	dB	dBuV/m	dBuV/m	dB		
1		5408.113	23.27	37.52	60.79	74.00	-13.21	peak	
2		5408.113	2.61	37.52	40.13	54.00	-13.87	AVG	
3		5461.860	22.99	37.58	60.57	68.20	-7.63	peak	
4	X	5500.000	63.51	37.61	101.12	74.00	27.12	peak	NoLimit
5	*	5500.000	54.22	37.61	91.83	54.00	37.83	AVG	NoLimit

REMARKS:

- (1) Measurement Value = Reading Level + Correct Factor.
- (2) Margin Level = Measurement Value - Limit Value.

Test Mode	IEEE802.11a	Test Date	2021/3/26
Test Frequency	5700MHz	Polarization	Vertical
Temp	22°C	Hum.	67%

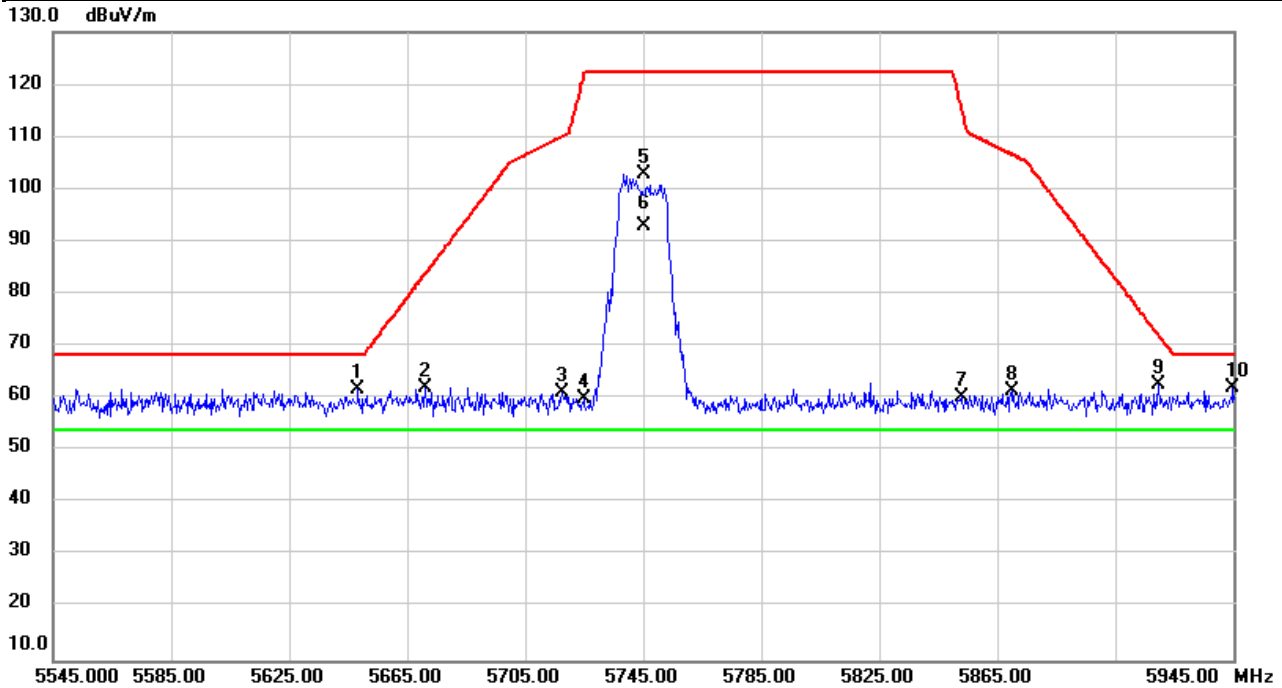


No.	Mk.	Freq.	Reading Level	Correct Factor	Measurement	Limit	Over	Detector	Comment
		MHz	dBuV	dB	dBuV/m	dBuV/m	dB		
1	X	5700.000	66.16	38.04	104.20	74.00	30.20	peak	NoLimit
2	*	5700.000	56.23	38.04	94.27	54.00	40.27	AVG	NoLimit
3		5738.647	24.34	38.12	62.46	68.20	-5.74	peak	

REMARKS:

- (1) Measurement Value = Reading Level + Correct Factor.
- (2) Margin Level = Measurement Value - Limit Value.

Test Mode	IEEE802.11a	Test Date	2021/3/26
Test Frequency	5745MHz	Polarization	Vertical
Temp	22°C	Hum.	67%

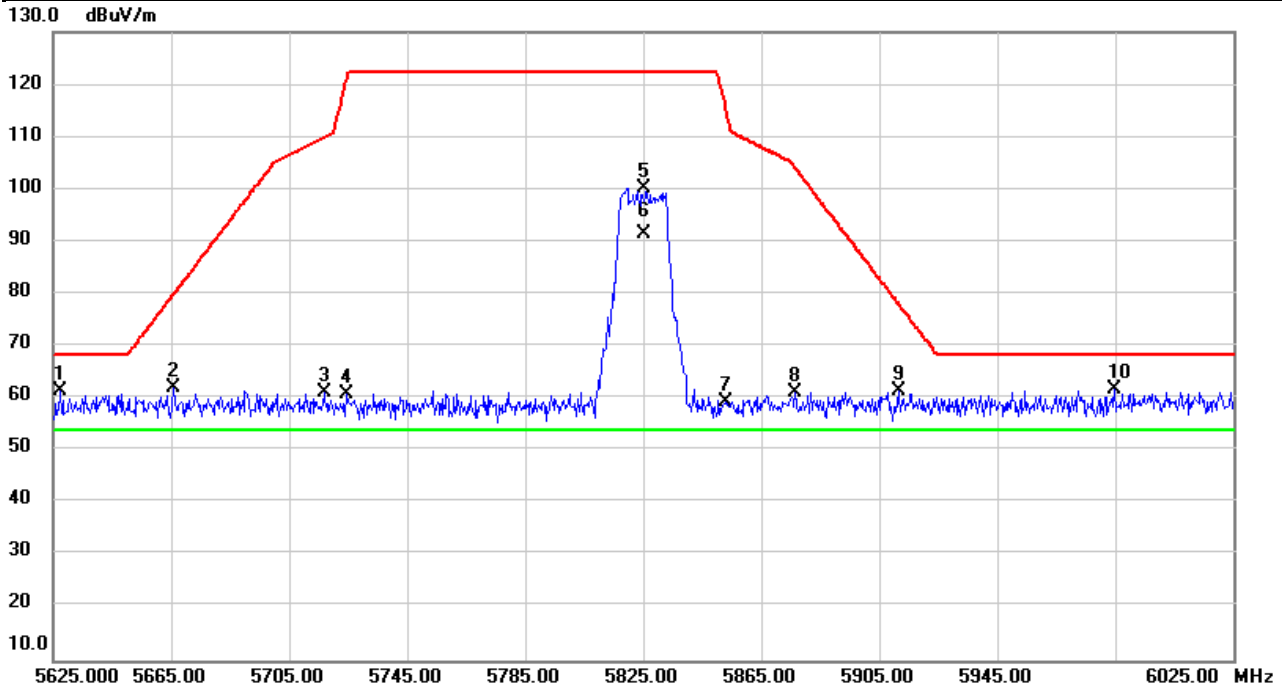


No.	Mk.	Freq.	Reading Level	Correct Factor	Measurement	Limit	Over	Detector	Comment
		MHz	dBuV	dB	dBuV/m	dBuV/m	dB		
1		5648.453	23.95	37.93	61.88	68.20	-6.32	peak	
2		5671.227	24.18	37.98	62.16	83.95	-21.79	peak	
3		5717.600	23.18	38.07	61.25	110.13	-48.88	peak	
4		5724.853	21.97	38.09	60.06	121.86	-61.80	peak	
5		5745.000	64.62	38.13	102.75	122.20	-19.45	peak	NoLimit
6	*	5745.000	54.88	38.13	93.01	54.00	39.01	AVG	NoLimit
7		5852.853	22.04	38.36	60.40	115.69	-55.29	peak	
8		5870.307	23.06	38.40	61.46	106.51	-45.05	peak	
9		5919.480	24.04	38.50	62.54	72.27	-9.73	peak	
10		5944.880	23.46	38.56	62.02	68.20	-6.18	peak	

REMARKS:

- (1) Measurement Value = Reading Level + Correct Factor.
- (2) Margin Level = Measurement Value - Limit Value.

Test Mode	IEEE802.11a	Test Date	2021/3/26
Test Frequency	5825MHz	Polarization	Vertical
Temp	22°C	Hum.	67%

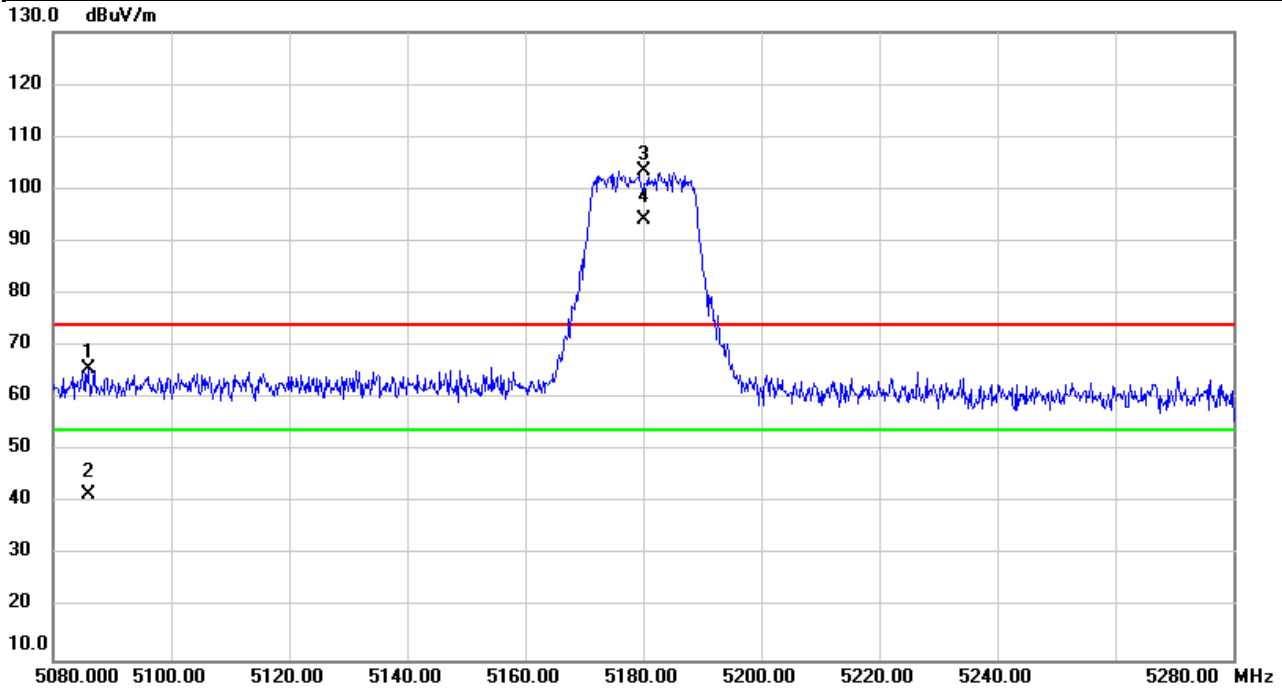


No.	Mk.	Freq.	Reading Level	Correct Factor	Measurement	Limit	Over	Detector	Comment
		MHz	dBuV	dB	dBuV/m	dBuV/m	dB		
1		5627.640	23.48	37.88	61.36	68.20	-6.84	peak	
2		5665.853	24.07	37.97	62.04	79.97	-17.93	peak	
3		5716.853	23.03	38.07	61.10	109.92	-48.82	peak	
4		5724.387	22.70	38.09	60.79	120.80	-60.01	peak	
5		5825.000	61.76	38.31	100.07	122.20	-22.13	peak	NoLimit
6	*	5825.000	53.22	38.31	91.53	54.00	37.53	AVG	NoLimit
7		5852.760	20.92	38.36	59.28	115.91	-56.63	peak	
8		5876.440	22.76	38.41	61.17	104.13	-42.96	peak	
9		5911.453	22.94	38.49	61.43	78.19	-16.76	peak	
10		5984.827	22.97	38.65	61.62	68.20	-6.58	peak	

REMARKS:

- (1) Measurement Value = Reading Level + Correct Factor.
- (2) Margin Level = Measurement Value - Limit Value.

Test Mode	IEEE802.11n (HT20)	Test Date	2021/3/26
Test Frequency	5180MHz	Polarization	Vertical
Temp	22°C	Hum.	67%

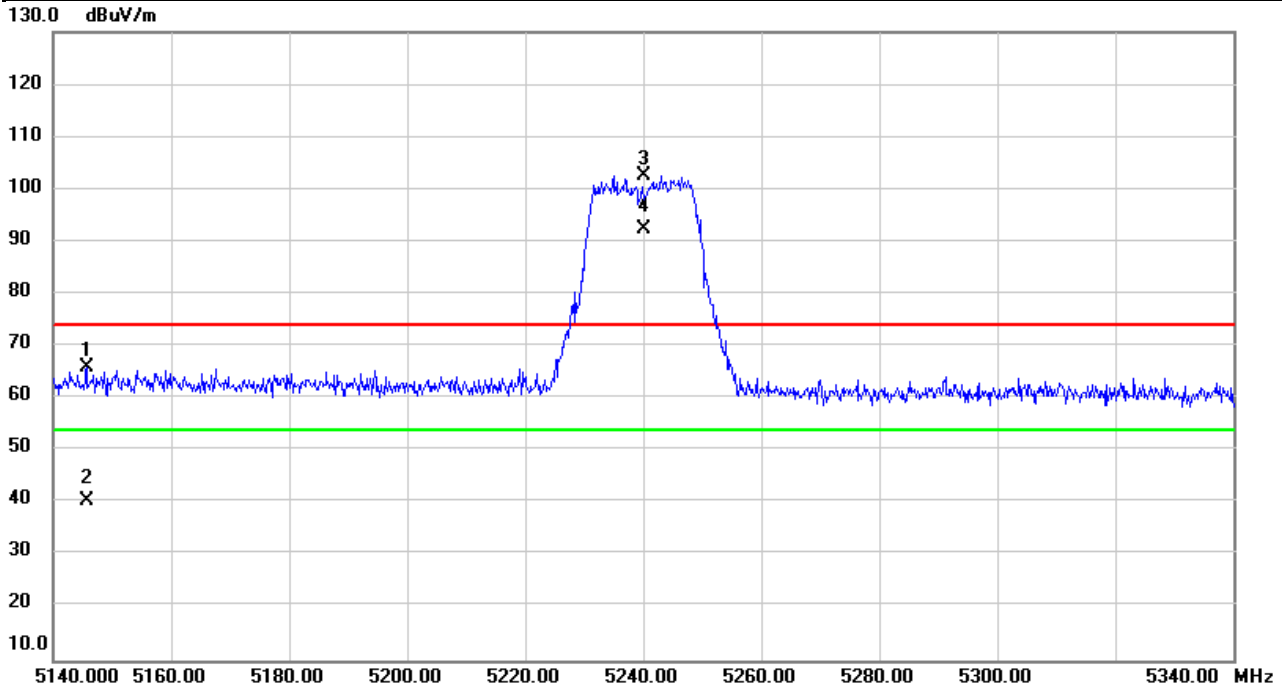


No.	Mk.	Freq.	Reading Level	Correct Factor	Measurement	Limit	Over	Detector	Comment
		MHz	dBuV	dB	dBuV/m	dBuV/m	dB		
1		5085.993	28.33	37.24	65.57	74.00	-8.43	peak	
2		5085.993	4.28	37.24	41.52	54.00	-12.48	AVG	
3	X	5180.000	66.21	37.33	103.54	74.00	29.54	peak	NoLimit
4	*	5180.000	56.69	37.33	94.02	54.00	40.02	AVG	NoLimit

REMARKS:

- (1) Measurement Value = Reading Level + Correct Factor.
- (2) Margin Level = Measurement Value - Limit Value.

Test Mode	IEEE802.11n (HT20)	Test Date	2021/3/26
Test Frequency	5240MHz	Polarization	Vertical
Temp	22°C	Hum.	67%

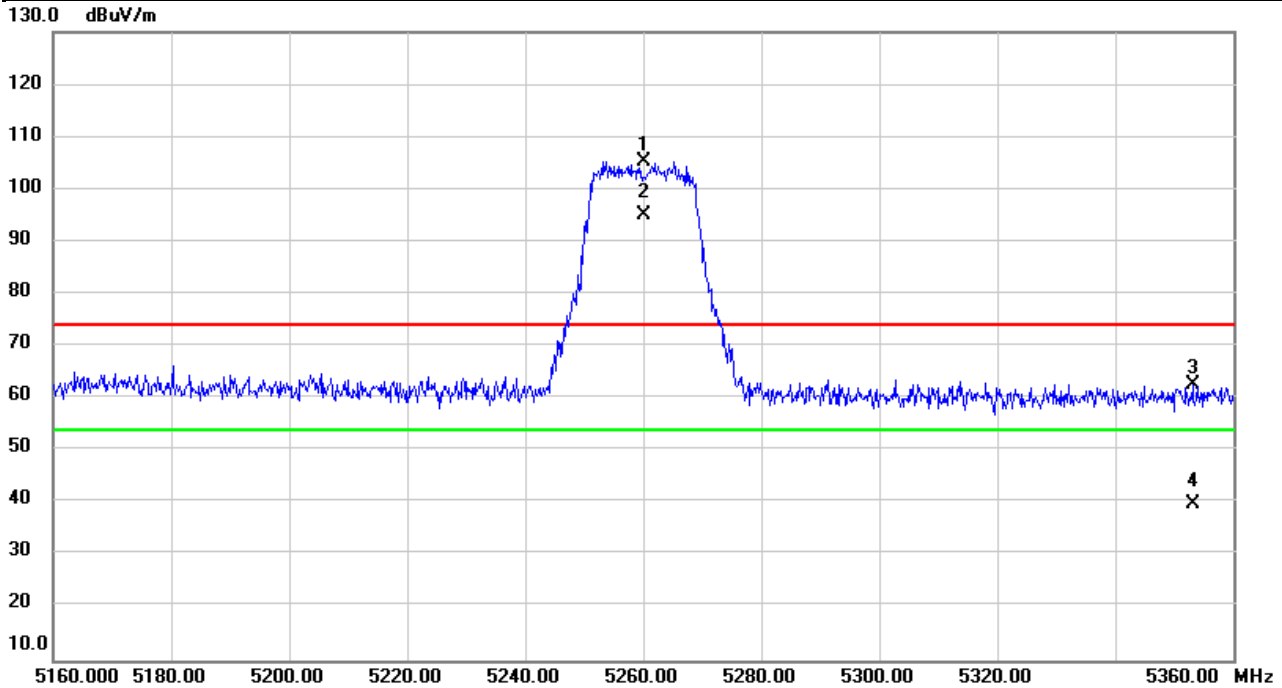


No.	Mk.	Freq.	Reading Level	Correct Factor	Measurement	Limit	Over	Detector	Comment
		MHz	dBuV	dB	dBuV/m	dBuV/m	dB		
1		5145.607	28.72	37.30	66.02	74.00	-7.98	peak	
2		5145.607	3.19	37.30	40.49	54.00	-13.51	AVG	
3	X	5240.000	65.18	37.38	102.56	74.00	28.56	peak	NoLimit
4	*	5240.000	54.96	37.38	92.34	54.00	38.34	AVG	NoLimit

REMARKS:

- (1) Measurement Value = Reading Level + Correct Factor.
- (2) Margin Level = Measurement Value - Limit Value.

Test Mode	IEEE802.11n (HT20)	Test Date	2021/3/26
Test Frequency	5260MHz	Polarization	Vertical
Temp	22°C	Hum.	67%

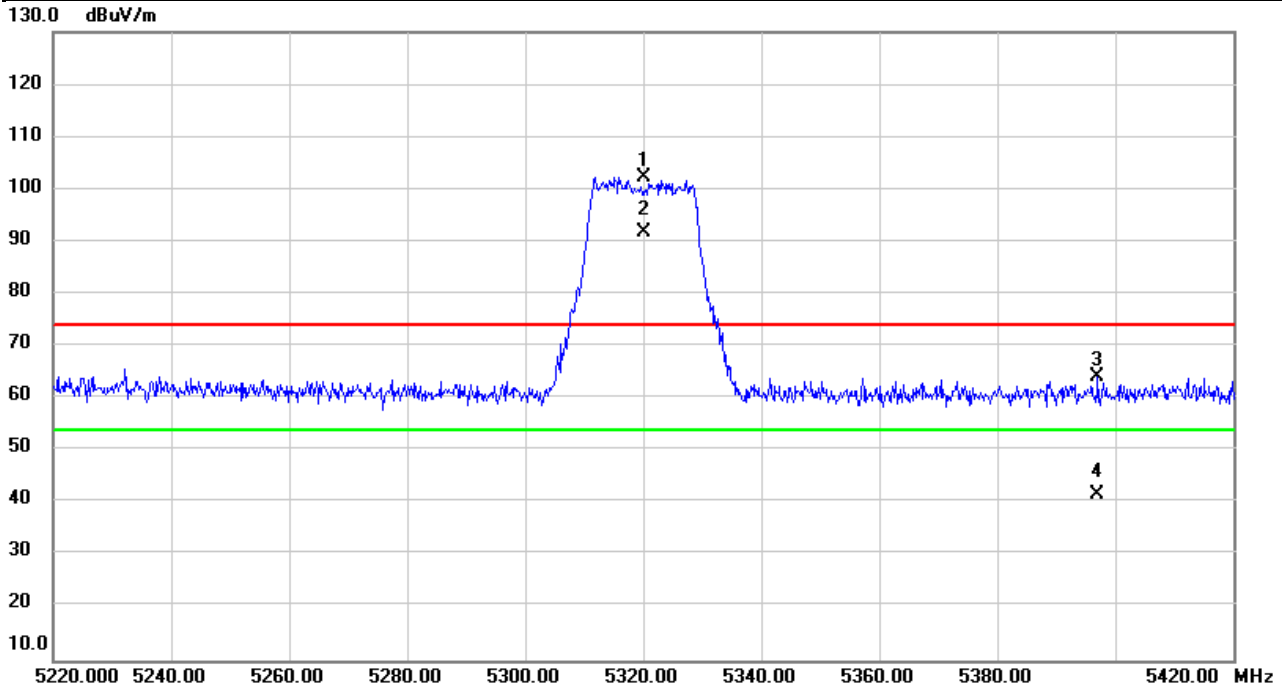


No.	Mk.	Freq.	Reading Level	Correct Factor	Measurement	Limit	Over	Detector	Comment
		MHz	dBuV	dB	dBuV/m	dBuV/m	dB		
1	X	5260.000	67.99	37.40	105.39	74.00	31.39	peak	NoLimit
2	*	5260.000	57.67	37.40	95.07	54.00	41.07	AVG	NoLimit
3		5353.113	25.29	37.48	62.77	74.00	-11.23	peak	
4		5353.113	2.47	37.48	39.95	54.00	-14.05	AVG	

REMARKS:

- (1) Measurement Value = Reading Level + Correct Factor.
- (2) Margin Level = Measurement Value - Limit Value.

Test Mode	IEEE802.11n (HT20)	Test Date	2021/3/26
Test Frequency	5320MHz	Polarization	Vertical
Temp	22°C	Hum.	67%

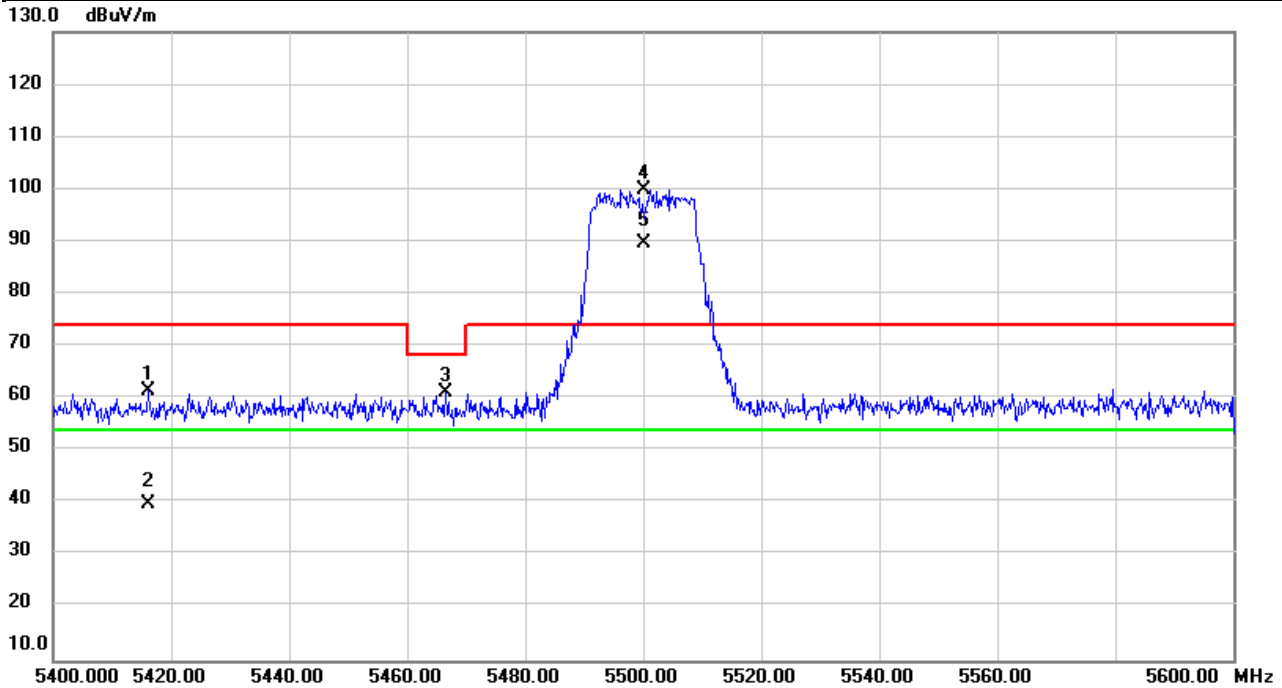


No.	Mk.	Freq.	Reading Level	Correct Factor	Measurement	Limit	Over	Detector	Comment
		MHz	dBuV	dB	dBuV/m	dBuV/m	dB		
1	X	5320.000	64.90	37.45	102.35	74.00	28.35	peak	NoLimit
2	*	5320.000	54.42	37.45	91.87	54.00	37.87	AVG	NoLimit
3		5397.060	26.54	37.52	64.06	74.00	-9.94	peak	
4		5397.060	4.14	37.52	41.66	54.00	-12.34	AVG	

REMARKS:

- (1) Measurement Value = Reading Level + Correct Factor.
- (2) Margin Level = Measurement Value - Limit Value.

Test Mode	IEEE802.11n (HT20)	Test Date	2021/3/26
Test Frequency	5500MHz	Polarization	Vertical
Temp	22°C	Hum.	67%

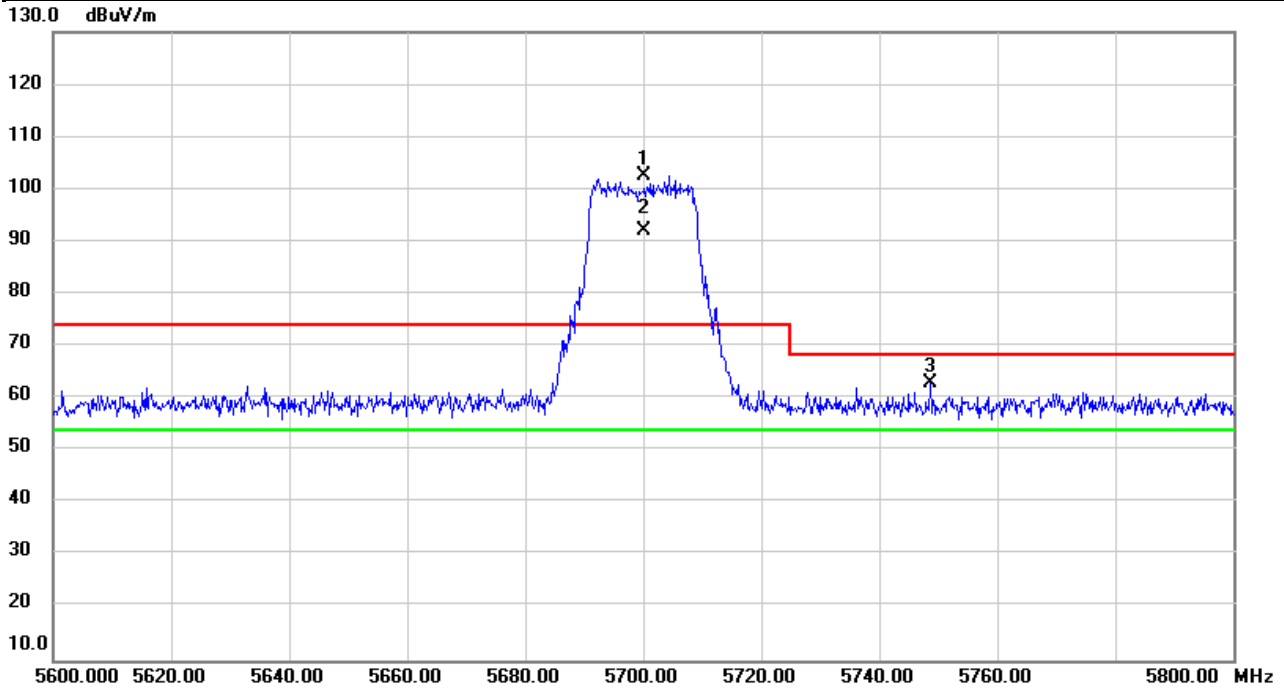


No.	Mk.	Freq.	Reading Level	Correct Factor	Measurement	Limit	Over	Detector	Comment
		MHz	dBuV	dB	dBuV/m	dBuV/m	dB		
1		5416.160	23.81	37.54	61.35	74.00	-12.65	peak	
2		5416.160	2.40	37.54	39.94	54.00	-14.06	AVG	
3		5466.507	23.62	37.58	61.20	68.20	-7.00	peak	
4	X	5500.000	62.32	37.61	99.93	74.00	25.93	peak	NoLimit
5	*	5500.000	52.19	37.61	89.80	54.00	35.80	AVG	NoLimit

REMARKS:

- (1) Measurement Value = Reading Level + Correct Factor.
- (2) Margin Level = Measurement Value - Limit Value.

Test Mode	IEEE802.11n (HT20)	Test Date	2021/3/26
Test Frequency	5700MHz	Polarization	Vertical
Temp	22°C	Hum.	67%

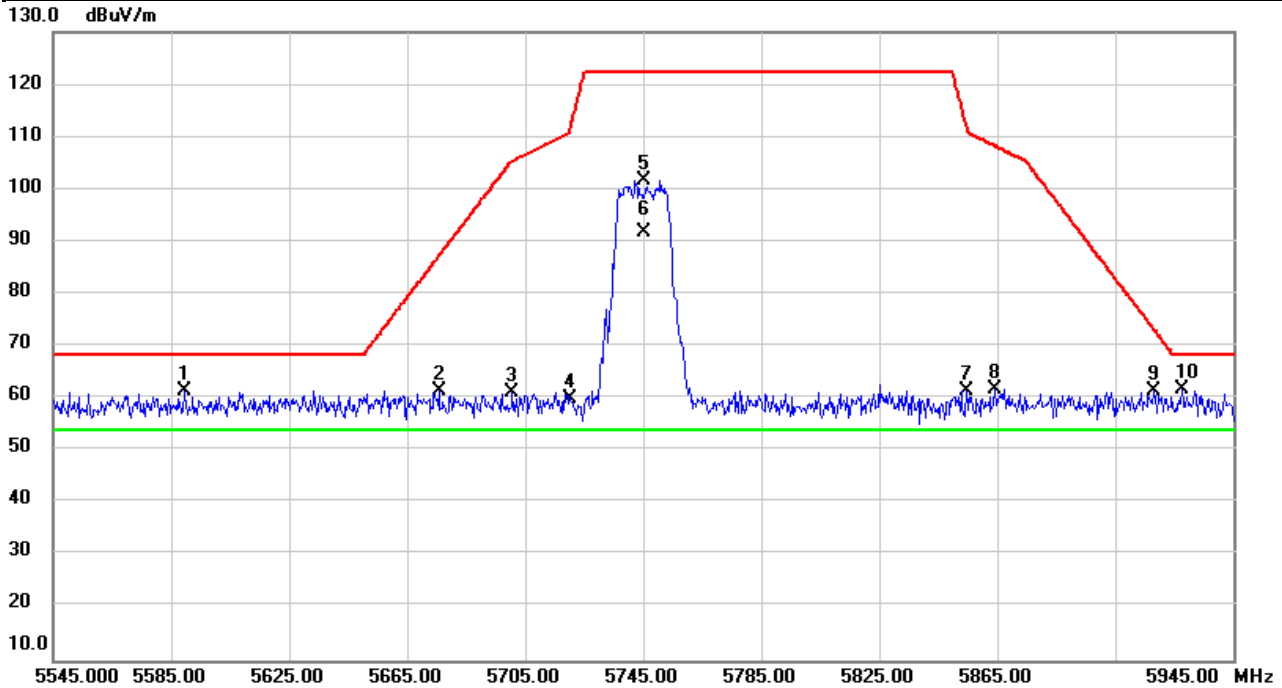


No.	Mk.	Freq.	Reading Level	Correct Factor	Measurement	Limit	Over	Detector	Comment
		MHz	dBuV	dB	dBuV/m	dBuV/m	dB		
1	X	5700.000	64.44	38.04	102.48	74.00	28.48	peak	NoLimit
2	*	5700.000	53.97	38.04	92.01	54.00	38.01	AVG	NoLimit
3		5748.613	24.86	38.14	63.00	68.20	-5.20	peak	

REMARKS:

- (1) Measurement Value = Reading Level + Correct Factor.
- (2) Margin Level = Measurement Value - Limit Value.

Test Mode	IEEE802.11n (HT20)	Test Date	2021/3/26
Test Frequency	5745MHz	Polarization	Vertical
Temp	22°C	Hum.	67%

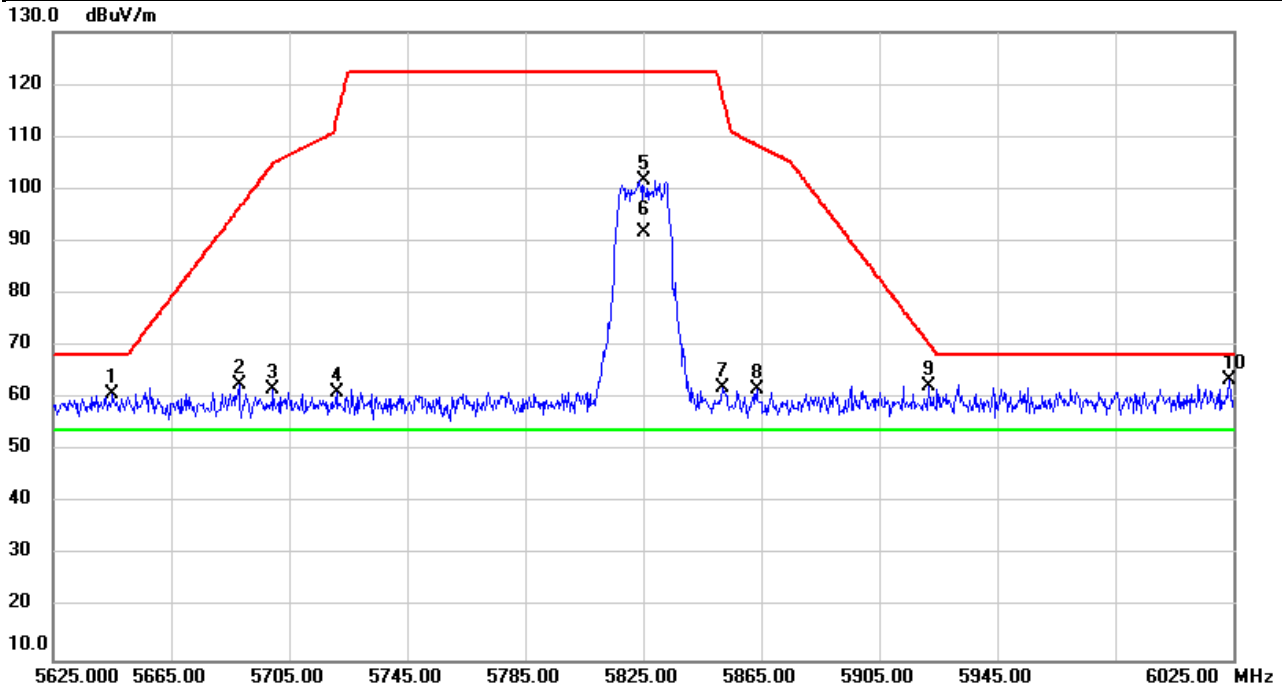


No.	Mk.	Freq.	Reading Level	Correct Factor	Measurement	Limit	Over	Detector	Comment
		MHz	dBuV	dB	dBuV/m	dBuV/m	dB		
1		5589.347	23.77	37.80	61.57	68.20	-6.63	peak	
2		5675.973	23.59	37.99	61.58	87.46	-25.88	peak	
3		5700.667	23.08	38.04	61.12	105.39	-44.27	peak	
4		5720.307	21.94	38.08	60.02	111.50	-51.48	peak	
5		5745.000	63.64	38.13	101.77	122.20	-20.43	peak	NoLimit
6	*	5745.000	53.49	38.13	91.62	54.00	37.62	AVG	NoLimit
7		5854.413	23.19	38.37	61.56	112.14	-50.58	peak	
8		5863.947	23.50	38.39	61.89	108.29	-46.40	peak	
9		5918.307	22.92	38.50	61.42	73.13	-11.71	peak	
10		5927.707	23.25	38.52	61.77	68.20	-6.43	peak	

REMARKS:

- (1) Measurement Value = Reading Level + Correct Factor.
- (2) Margin Level = Measurement Value - Limit Value.

Test Mode	IEEE802.11n (HT20)	Test Date	2021/3/26
Test Frequency	5825MHz	Polarization	Vertical
Temp	22°C	Hum.	67%

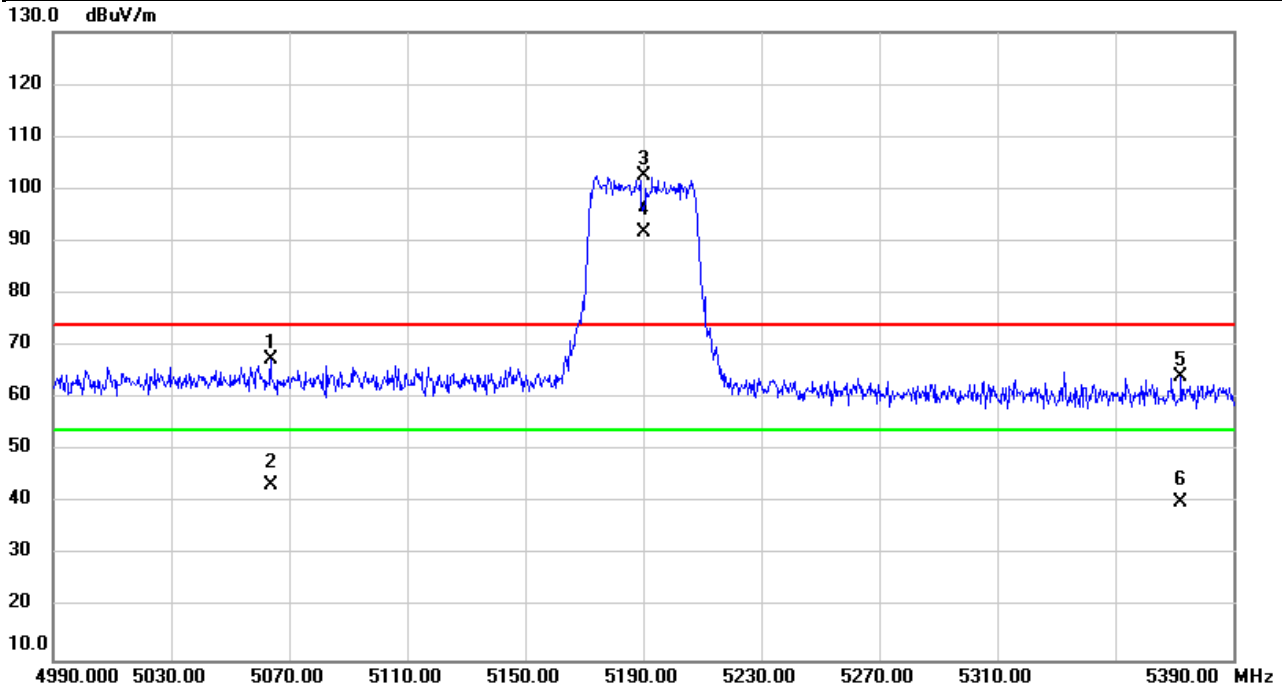


No.	Mk.	Freq.	Reading Level	Correct Factor	Measurement	Limit	Over	Detector	Comment
		MHz	dBuV	dB	dBuV/m	dBuV/m	dB		
1		5645.093	22.88	37.92	60.80	68.20	-7.40	peak	
2		5688.133	24.50	38.02	62.52	96.45	-33.93	peak	
3		5699.613	23.70	38.04	61.74	104.91	-43.17	peak	
4		5721.187	22.94	38.09	61.03	113.51	-52.48	peak	
5		5825.000	63.29	38.31	101.60	122.20	-20.60	peak	NoLimit
6	*	5825.000	53.48	38.31	91.79	54.00	37.79	AVG	NoLimit
7		5852.200	23.78	38.36	62.14	117.18	-55.04	peak	
8		5863.707	23.24	38.39	61.63	108.36	-46.73	peak	
9		5921.787	23.89	38.52	62.41	70.57	-8.16	peak	
10		6023.787	24.73	38.79	63.52	68.20	-4.68	peak	

REMARKS:

- (1) Measurement Value = Reading Level + Correct Factor.
- (2) Margin Level = Measurement Value - Limit Value.

Test Mode	IEEE802.11n (HT40)	Test Date	2021/3/26
Test Frequency	5190MHz	Polarization	Vertical
Temp	22°C	Hum.	67%

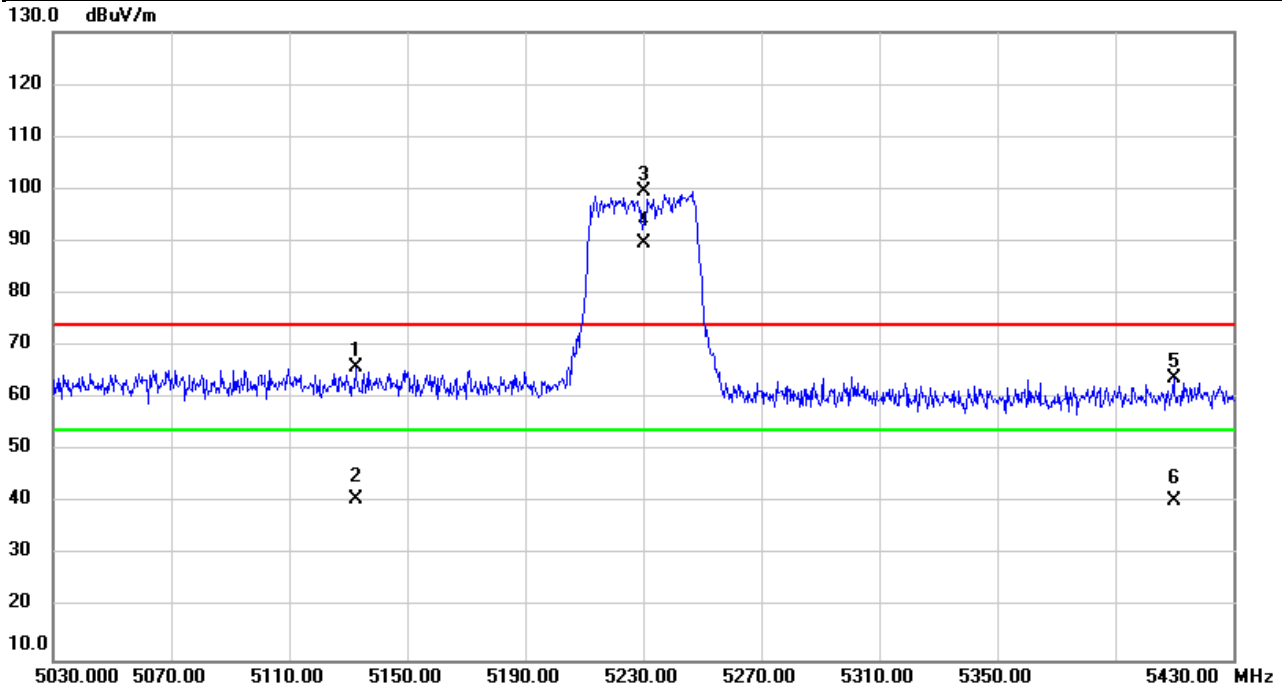


No.	Mk.	Freq.	Reading Level	Correct Factor	Measurement	Limit	Over	Detector	Comment
		MHz	dBuV	dB	dBuV/m	dBuV/m	dB		
1		5063.707	30.13	37.23	67.36	74.00	-6.64	peak	
2		5063.707	6.32	37.23	43.55	54.00	-10.45	AVG	
3	X	5190.000	65.32	37.33	102.65	74.00	28.65	peak	NoLimit
4	*	5190.000	54.54	37.33	91.87	54.00	37.87	AVG	NoLimit
5		5372.080	26.55	37.49	64.04	74.00	-9.96	peak	
6		5372.080	2.52	37.49	40.01	54.00	-13.99	AVG	

REMARKS:

- (1) Measurement Value = Reading Level + Correct Factor.
- (2) Margin Level = Measurement Value - Limit Value.

Test Mode	IEEE802.11n (HT40)	Test Date	2021/3/26
Test Frequency	5230MHz	Polarization	Vertical
Temp	22°C	Hum.	67%

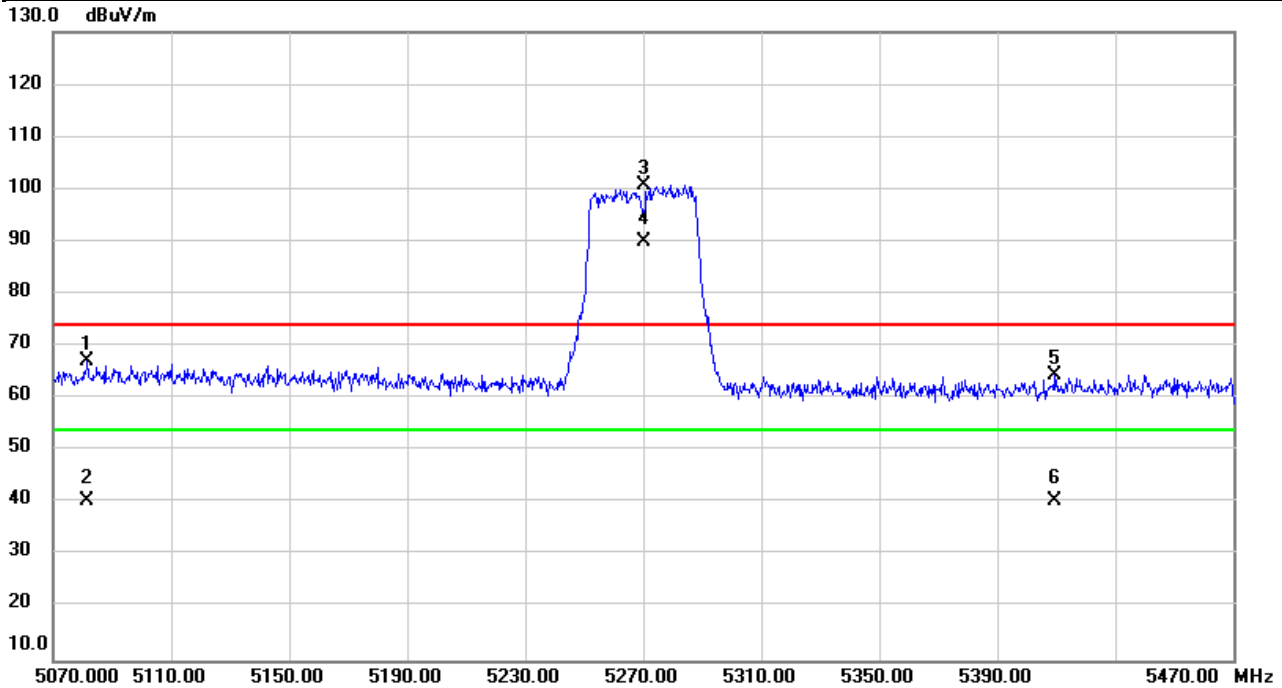


No.	Mk.	Freq.	Reading Level	Correct Factor	Measurement	Limit	Over	Detector	Comment
		MHz	dBuV	dB	dBuV/m	dBuV/m	dB		
1		5132.720	28.65	37.29	65.94	74.00	-8.06	peak	
2		5132.720	3.31	37.29	40.60	54.00	-13.40	AVG	
3	X	5230.000	62.30	37.37	99.67	74.00	25.67	peak	NoLimit
4	*	5230.000	52.25	37.37	89.62	54.00	35.62	AVG	NoLimit
5		5409.947	26.19	37.53	63.72	74.00	-10.28	peak	
6		5409.947	2.90	37.53	40.43	54.00	-13.57	AVG	

REMARKS:

- (1) Measurement Value = Reading Level + Correct Factor.
- (2) Margin Level = Measurement Value - Limit Value.

Test Mode	IEEE802.11n (HT40)	Test Date	2021/3/26
Test Frequency	5270MHz	Polarization	Vertical
Temp	22°C	Hum.	67%

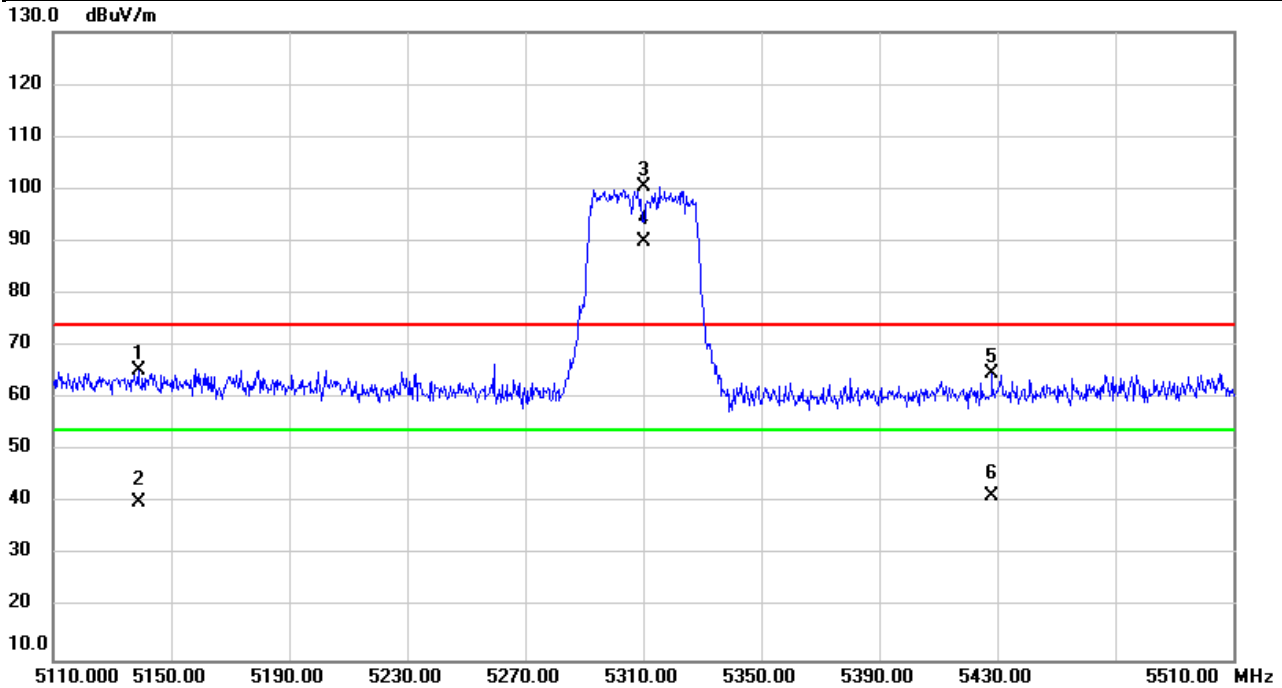


No.	Mk.	Freq.	Reading Level	Correct Factor	Measurement	Limit	Over	Detector	Comment
		MHz	dBuV	dB	dBuV/m	dBuV/m	dB		
1		5081.627	29.83	37.24	67.07	74.00	-6.93	peak	
2		5081.627	3.08	37.24	40.32	54.00	-13.68	AVG	
3	X	5270.000	63.32	37.41	100.73	74.00	26.73	peak	NoLimit
4	*	5270.000	52.65	37.41	90.06	54.00	36.06	AVG	NoLimit
5		5409.653	27.03	37.53	64.56	74.00	-9.44	peak	
6		5409.653	2.94	37.53	40.47	54.00	-13.53	AVG	

REMARKS:

- (1) Measurement Value = Reading Level + Correct Factor.
- (2) Margin Level = Measurement Value - Limit Value.

Test Mode	IEEE802.11n (HT40)	Test Date	2021/3/26
Test Frequency	5310MHz	Polarization	Vertical
Temp	22°C	Hum.	67%

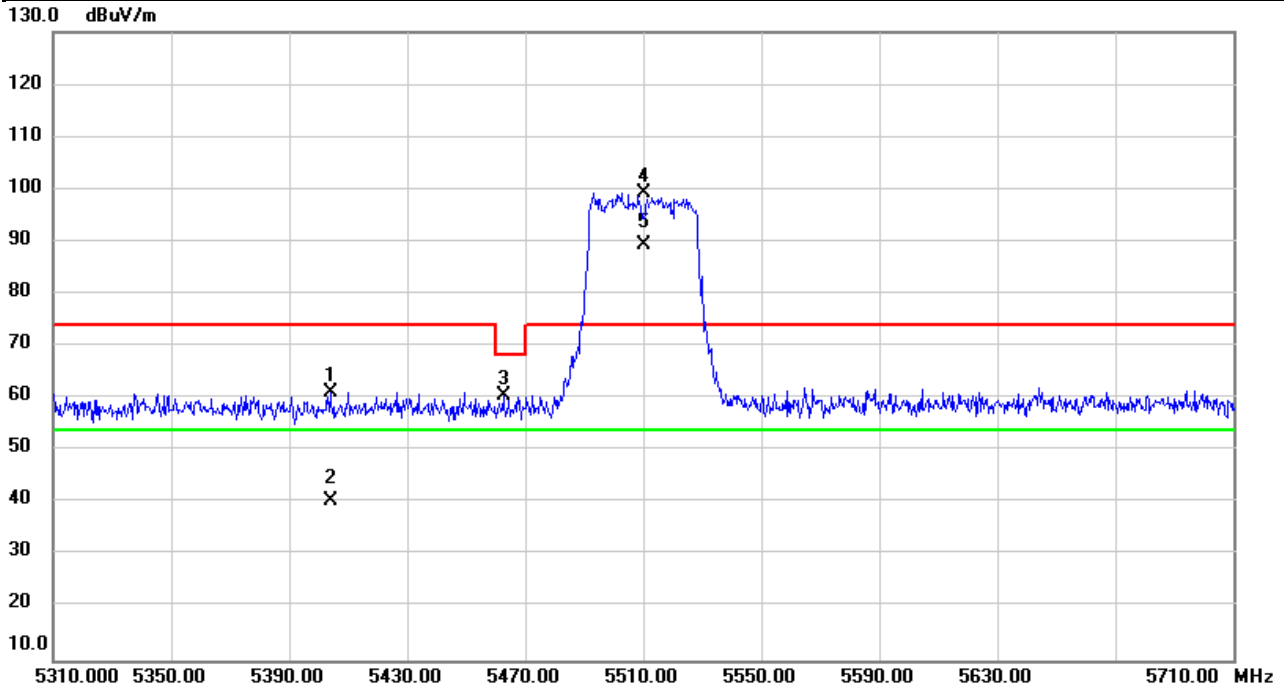


No.	Mk.	Freq.	Reading Level	Correct Factor	Measurement	Limit	Over	Detector	Comment
		MHz	dBuV	dB	dBuV/m	dBuV/m	dB		
1		5138.840	28.07	37.29	65.36	74.00	-8.64	peak	
2		5138.840	2.98	37.29	40.27	54.00	-13.73	AVG	
3	X	5310.000	63.11	37.45	100.56	74.00	26.56	peak	NoLimit
4	*	5310.000	52.47	37.45	89.92	54.00	35.92	AVG	NoLimit
5		5428.213	27.34	37.55	64.89	74.00	-9.11	peak	
6		5428.213	3.86	37.55	41.41	54.00	-12.59	AVG	

REMARKS:

- (1) Measurement Value = Reading Level + Correct Factor.
- (2) Margin Level = Measurement Value - Limit Value.

Test Mode	IEEE802.11n (HT40)	Test Date	2021/3/26
Test Frequency	5510MHz	Polarization	Vertical
Temp	22°C	Hum.	67%

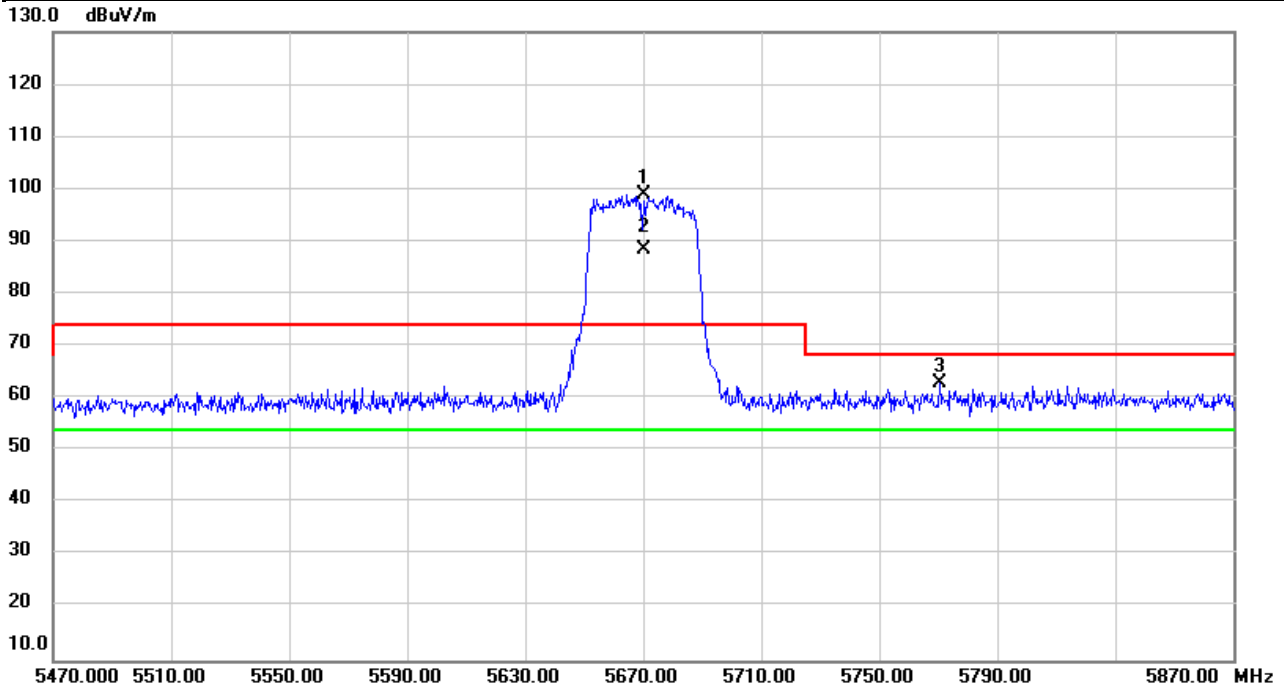


No.	Mk.	Freq.	Reading Level	Correct Factor	Measurement	Limit	Over	Detector	Comment
		MHz	dBuV	dB	dBuV/m	dBuV/m	dB		
1		5404.347	23.71	37.52	61.23	74.00	-12.77	peak	
2		5404.347	2.93	37.52	40.45	54.00	-13.55	AVG	
3		5462.747	22.88	37.58	60.46	68.20	-7.74	peak	
4	X	5510.000	61.53	37.63	99.16	74.00	25.16	peak	NoLimit
5	*	5510.000	51.64	37.63	89.27	54.00	35.27	AVG	NoLimit

REMARKS:

- (1) Measurement Value = Reading Level + Correct Factor.
- (2) Margin Level = Measurement Value - Limit Value.

Test Mode	IEEE802.11n (HT40)	Test Date	2021/3/26
Test Frequency	5670MHz	Polarization	Vertical
Temp	22°C	Hum.	67%

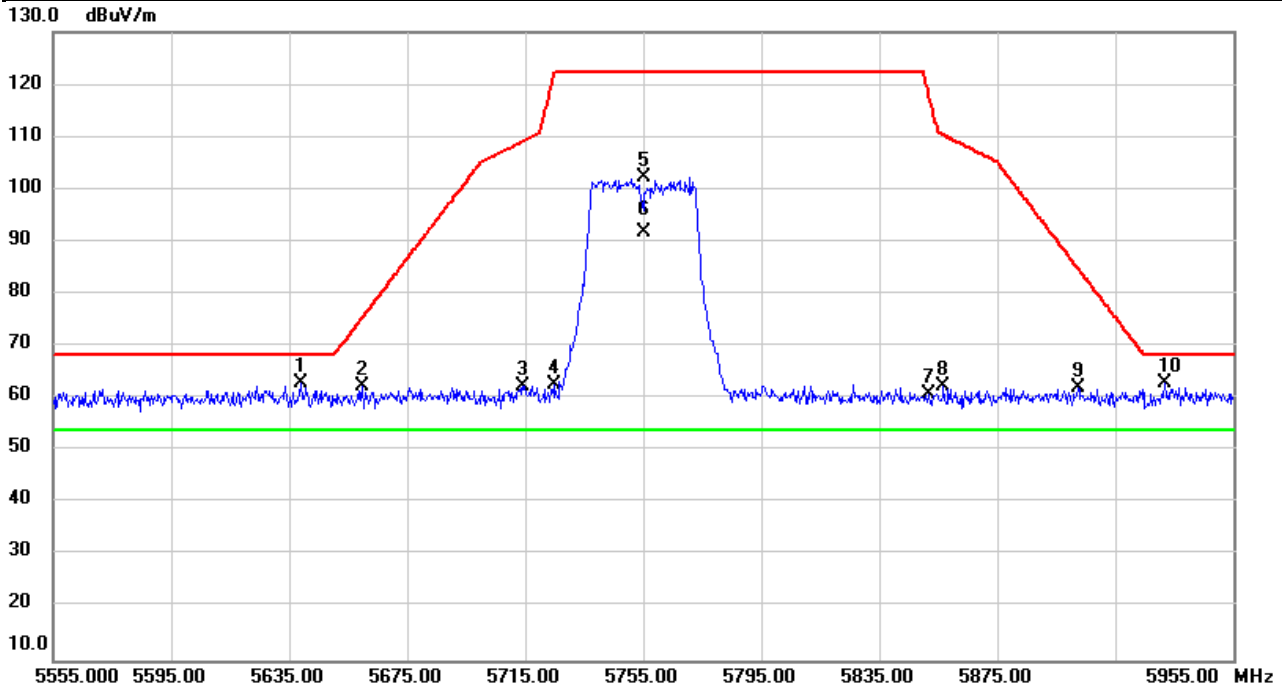


No.	Mk.	Freq.	Reading Level	Correct Factor	Measurement	Limit	Over	Detector	Comment
		MHz	dBuV	dB	dBuV/m	dBuV/m	dB		
1	X	5670.000	60.85	37.97	98.82	74.00	24.82	peak	NoLimit
2	*	5670.000	50.45	37.97	88.42	54.00	34.42	AVG	NoLimit
3		5770.520	24.63	38.18	62.81	68.20	-5.39	peak	

REMARKS:

- (1) Measurement Value = Reading Level + Correct Factor.
- (2) Margin Level = Measurement Value - Limit Value.

Test Mode	IEEE802.11n (HT40)	Test Date	2021/3/26
Test Frequency	5755MHz	Polarization	Vertical
Temp	22°C	Hum.	67%

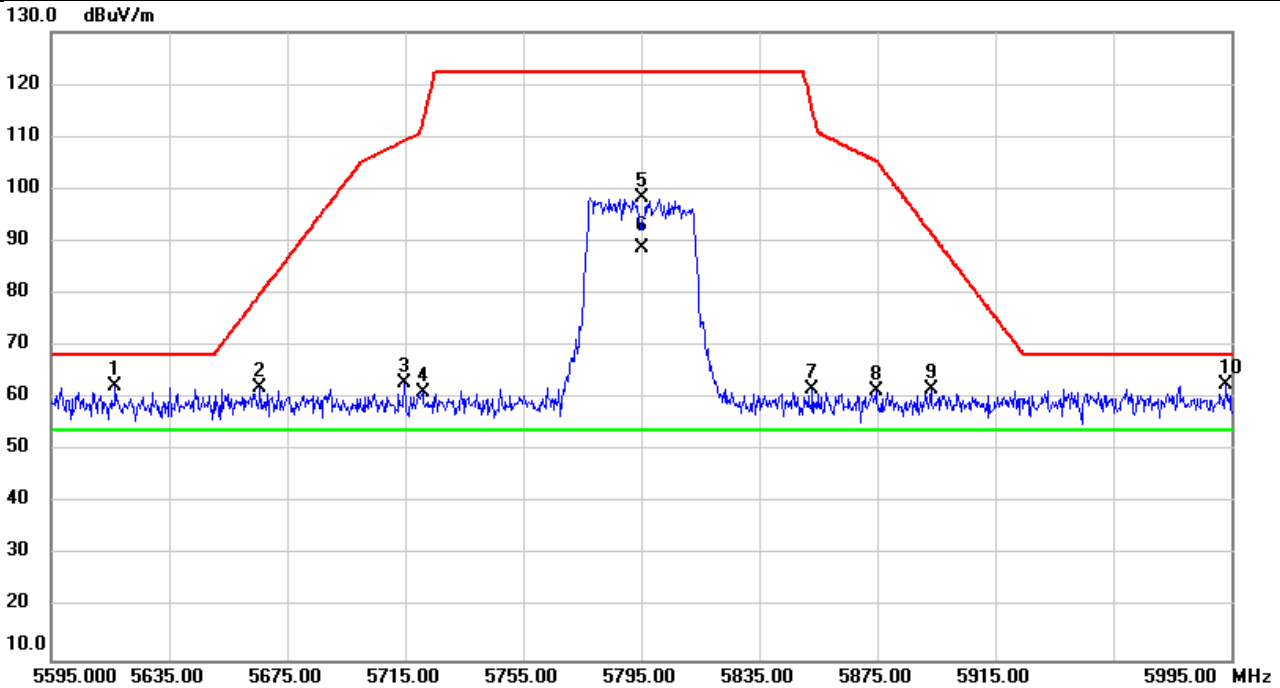


No.	Mk.	Freq.	Reading Level	Correct Factor	Measurement	Limit	Over	Detector	Comment
		MHz	dBuV	dB	dBuV/m	dBuV/m	dB		
1		5639.000	25.08	37.91	62.99	68.20	-5.21	peak	
2		5660.053	24.43	37.95	62.38	75.67	-13.29	peak	
3		5714.360	24.34	38.07	62.41	109.22	-46.81	peak	
4		5725.080	24.69	38.09	62.78	122.20	-59.42	peak	
5		5755.000	64.06	38.16	102.22	122.20	-19.98	peak	NoLimit
6	*	5755.000	53.73	38.16	91.89	54.00	37.89	AVG	NoLimit
7		5851.760	22.46	38.36	60.82	118.19	-57.37	peak	
8		5856.733	23.90	38.38	62.28	110.31	-48.03	peak	
9		5902.347	23.65	38.47	62.12	84.92	-22.80	peak	
10		5931.720	24.41	38.54	62.95	68.20	-5.25	peak	

REMARKS:

- (1) Measurement Value = Reading Level + Correct Factor.
- (2) Margin Level = Measurement Value - Limit Value.

Test Mode	IEEE802.11n (HT40)	Test Date	2021/3/26
Test Frequency	5795MHz	Polarization	Vertical
Temp	22°C	Hum.	67%

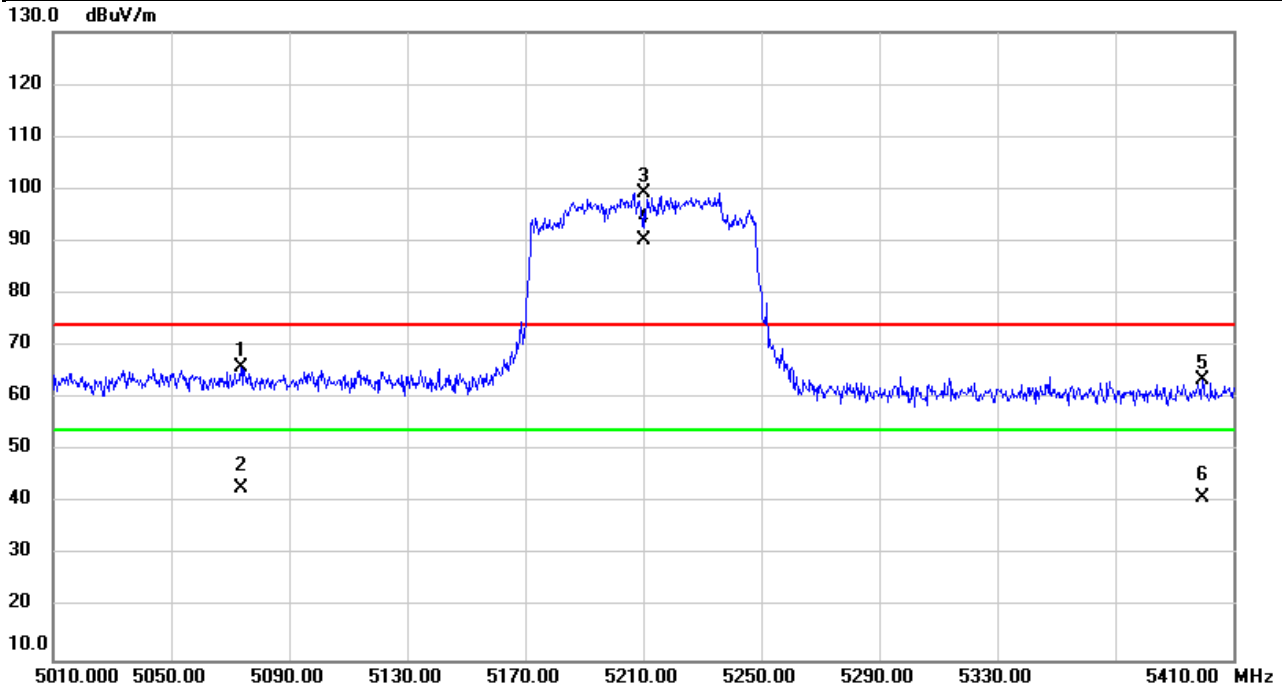


No.	Mk.	Freq.	Reading Level	Correct Factor	Measurement	Limit	Over	Detector	Comment
		MHz	dBuV	dB	dBuV/m	dBuV/m	dB		
1		5616.667	24.61	37.86	62.47	68.20	-5.73	peak	
2		5665.840	24.06	37.97	62.03	79.96	-17.93	peak	
3		5714.827	25.03	38.07	63.10	109.35	-46.25	peak	
4		5720.907	23.03	38.09	61.12	112.87	-51.75	peak	
5		5795.000	60.19	38.24	98.43	122.20	-23.77	peak	NoLimit
6	*	5795.000	50.44	38.24	88.68	54.00	34.68	AVG	NoLimit
7		5853.093	23.29	38.36	61.65	115.15	-53.50	peak	
8		5874.533	22.94	38.41	61.35	105.33	-43.98	peak	
9		5893.200	23.26	38.45	61.71	91.70	-29.99	peak	
10		5993.013	23.96	38.66	62.62	68.20	-5.58	peak	

REMARKS:

- (1) Measurement Value = Reading Level + Correct Factor.
- (2) Margin Level = Measurement Value - Limit Value.

Test Mode	IEEE802.11ac (VHT80)	Test Date	2021/3/27
Test Frequency	5210MHz	Polarization	Vertical
Temp	22°C	Hum.	67%

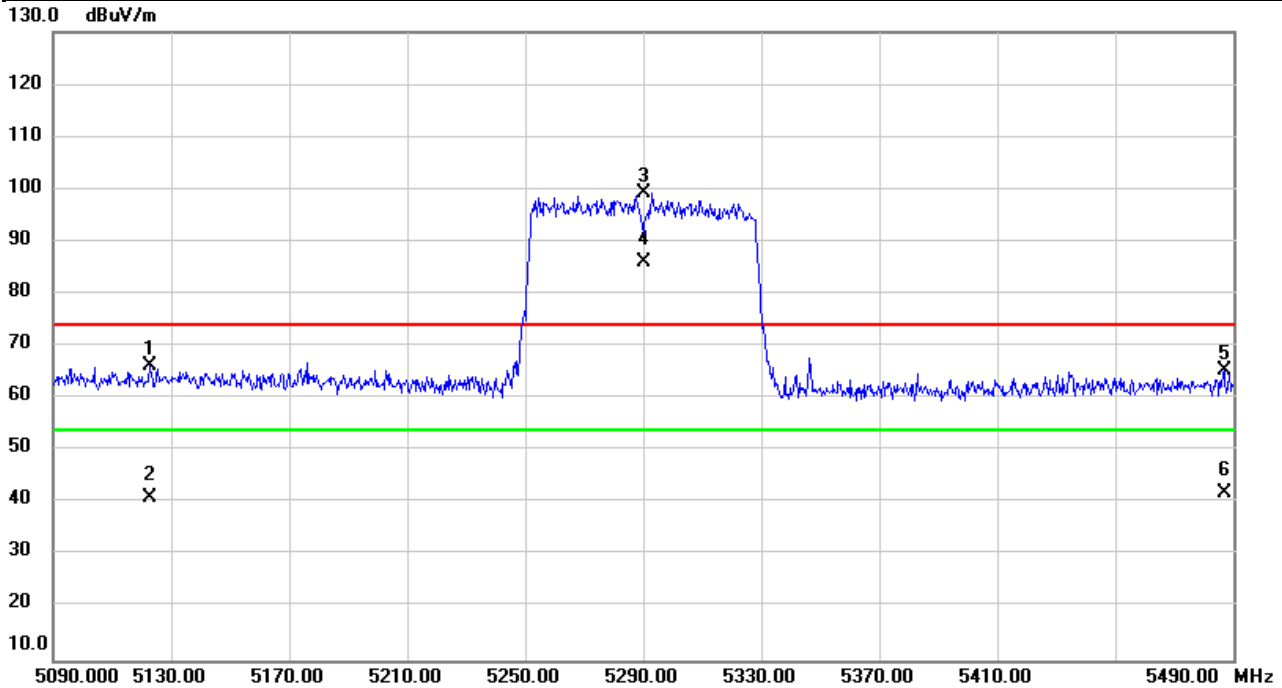


No.	Mk.	Freq.	Reading Level	Correct Factor	Measurement	Limit	Over	Detector	Comment
		MHz	dBuV	dB	dBuV/m	dBuV/m	dB		
1		5073.600	28.58	37.23	65.81	74.00	-8.19	peak	
2		5073.600	5.74	37.23	42.97	54.00	-11.03	AVG	
3	X	5210.000	61.99	37.36	99.35	74.00	25.35	peak	NoLimit
4	*	5210.000	52.77	37.36	90.13	54.00	36.13	AVG	NoLimit
5		5399.600	26.00	37.52	63.52	74.00	-10.48	peak	
6		5399.600	3.50	37.52	41.02	54.00	-12.98	AVG	

REMARKS:

- (1) Measurement Value = Reading Level + Correct Factor.
- (2) Margin Level = Measurement Value - Limit Value.

Test Mode	IEEE802.11ac (VHT80)	Test Date	2021/3/27
Test Frequency	5290MHz	Polarization	Vertical
Temp	22°C	Hum.	67%

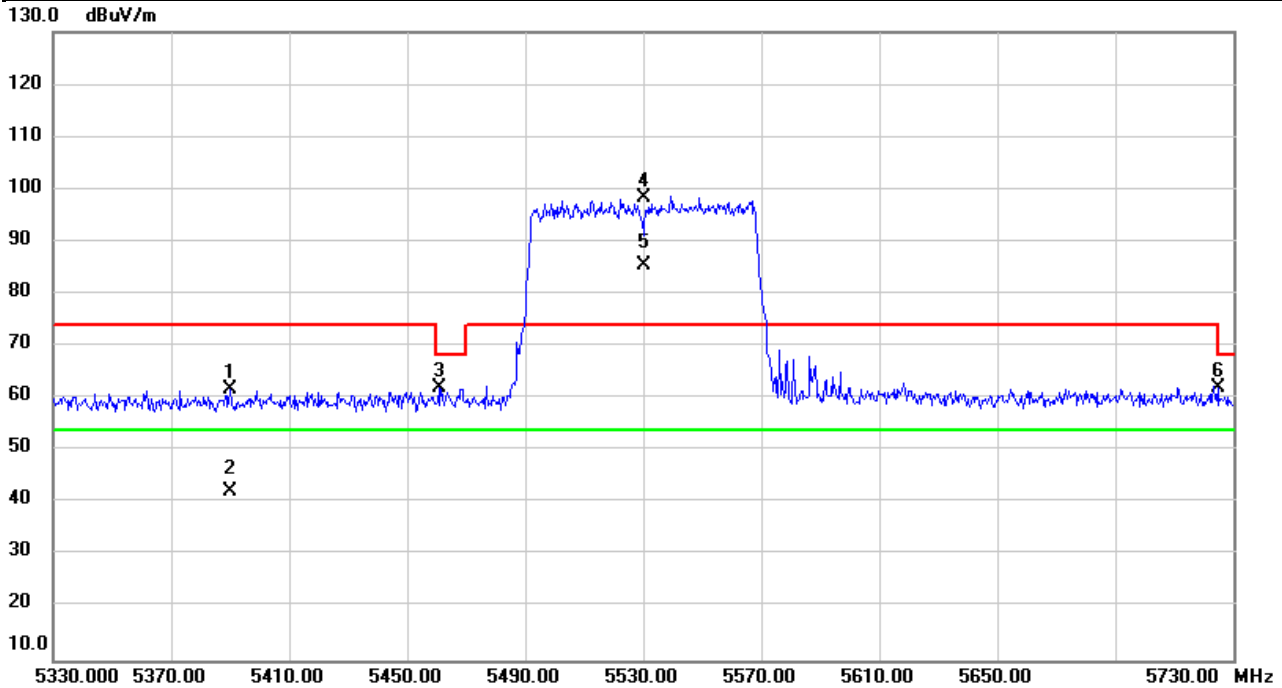


No.	Mk.	Freq.	Reading Level	Correct Factor	Measurement	Limit	Over	Detector	Comment
		MHz	dBuV	dB	dBuV/m	dBuV/m	dB		
1		5122.800	29.04	37.27	66.31	74.00	-7.69	peak	
2		5122.800	3.68	37.27	40.95	54.00	-13.05	AVG	
3	X	5290.000	61.72	37.42	99.14	74.00	25.14	peak	NoLimit
4	*	5290.000	48.61	37.42	86.03	54.00	32.03	AVG	NoLimit
5		5486.800	27.80	37.60	65.40	74.00	-8.60	peak	
6		5486.800	4.46	37.60	42.06	54.00	-11.94	AVG	

REMARKS:

- (1) Measurement Value = Reading Level + Correct Factor.
- (2) Margin Level = Measurement Value - Limit Value.

Test Mode	IEEE802.11ac (VHT80)	Test Date	2021/3/27
Test Frequency	5530MHz	Polarization	Vertical
Temp	22°C	Hum.	67%

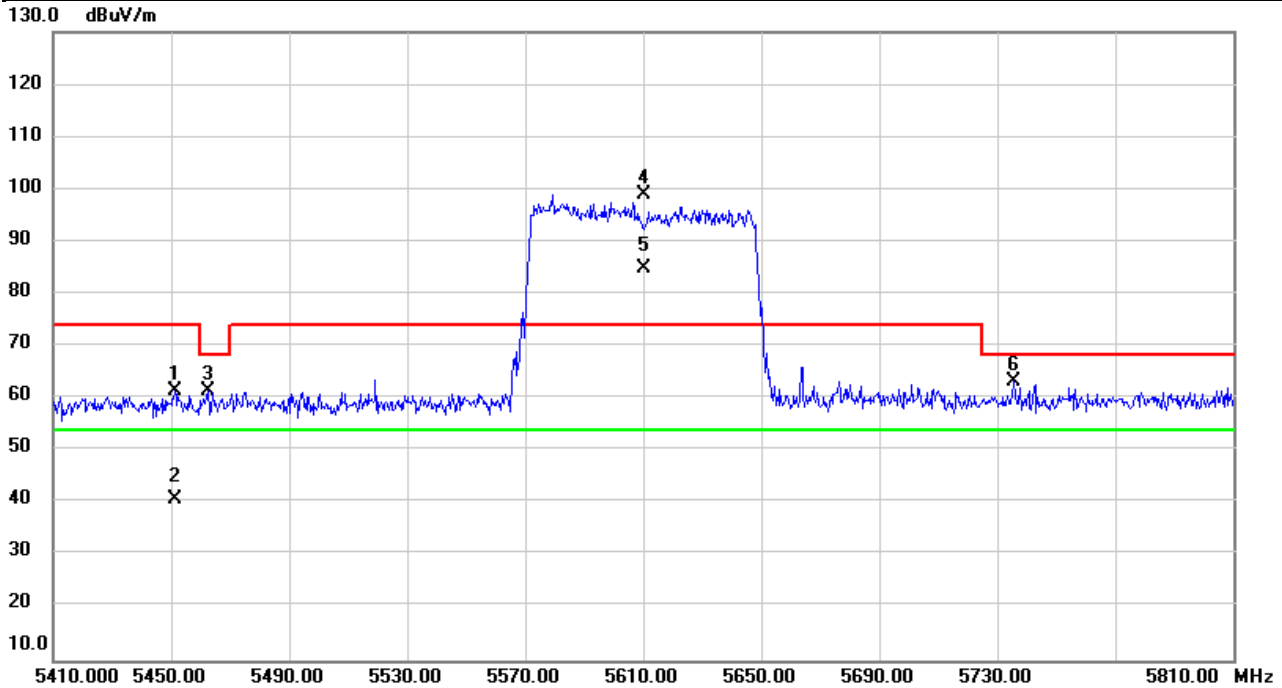


No.	Mk.	Freq.	Reading Level	Correct Factor	Measurement	Limit	Over	Detector	Comment
		MHz	dBuV	dB	dBuV/m	dBuV/m	dB		
1		5390.000	24.13	37.51	61.64	74.00	-12.36	peak	
2		5390.000	4.66	37.51	42.17	54.00	-11.83	AVG	
3		5460.800	24.58	37.58	62.16	68.20	-6.04	peak	
4	X	5530.000	60.82	37.68	98.50	74.00	24.50	peak	NoLimit
5	*	5530.000	47.88	37.68	85.56	54.00	31.56	AVG	NoLimit
6		5724.800	23.96	38.09	62.05	74.00	-11.95	peak	

REMARKS:

- (1) Measurement Value = Reading Level + Correct Factor.
- (2) Margin Level = Measurement Value - Limit Value.

Test Mode	IEEE802.11ac (VHT80)	Test Date	2021/3/27
Test Frequency	5610MHz	Polarization	Vertical
Temp	22°C	Hum.	67%

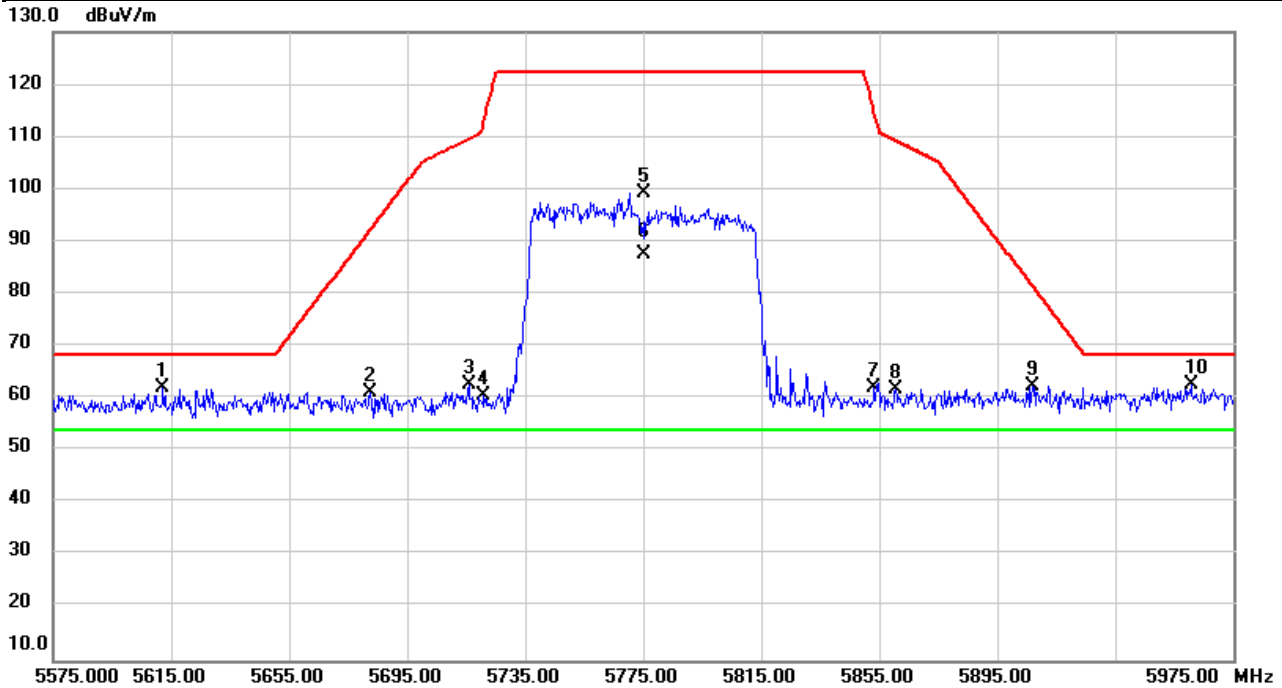


No.	Mk.	Freq.	Reading Level	Correct Factor	Measurement	Limit	Over	Detector	Comment
		MHz	dBuV	dB	dBuV/m	dBuV/m	dB		
1		5451.200	23.88	37.57	61.45	74.00	-12.55	peak	
2		5451.200	3.23	37.57	40.80	54.00	-13.20	AVG	
3		5462.400	23.78	37.58	61.36	68.20	-6.84	peak	
4	X	5610.000	61.10	37.84	98.94	74.00	24.94	peak	NoLimit
5	*	5610.000	47.03	37.84	84.87	54.00	30.87	AVG	NoLimit
6		5735.600	25.02	38.11	63.13	68.20	-5.07	peak	

REMARKS:

- (1) Measurement Value = Reading Level + Correct Factor.
- (2) Margin Level = Measurement Value - Limit Value.

Test Mode	IEEE802.11ac (VHT80)	Test Date	2021/3/27
Test Frequency	5775MHz	Polarization	Vertical
Temp	22°C	Hum.	67%

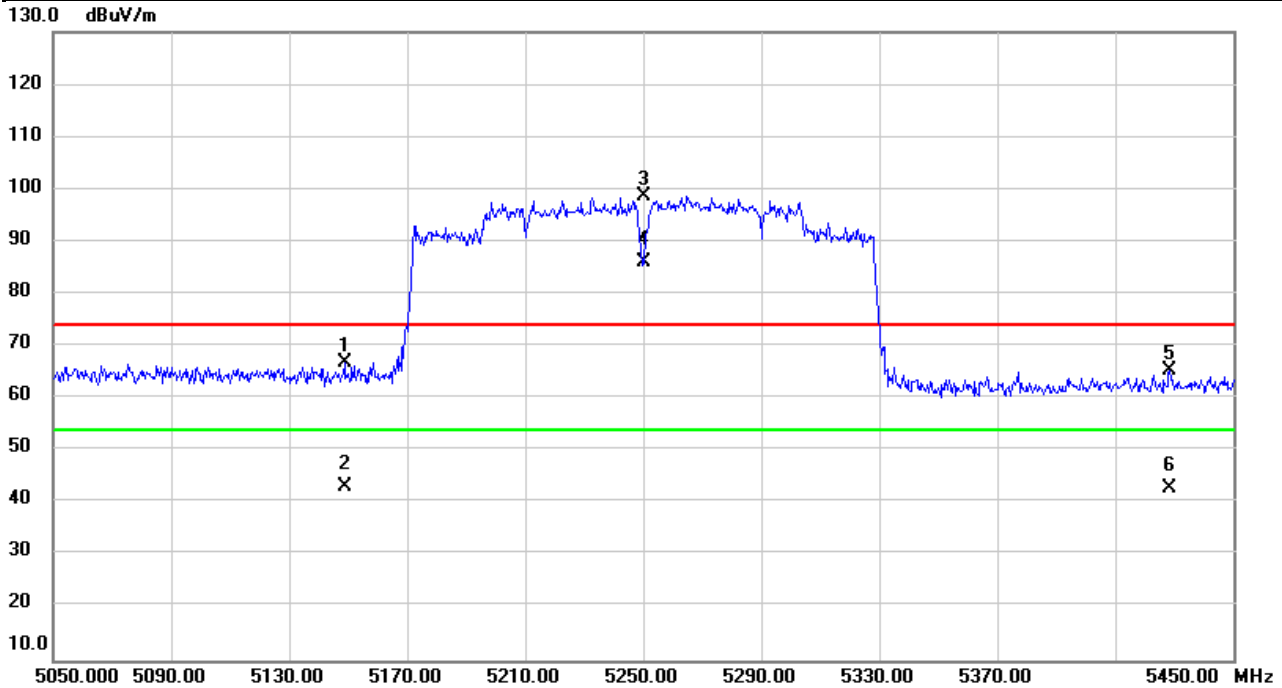


No.	Mk.	Freq.	Reading Level	Correct Factor	Measurement	Limit	Over	Detector	Comment
		MHz	dBuV	dB	dBuV/m	dBuV/m	dB		
1		5612.200	24.25	37.85	62.10	68.20	-6.10	peak	
2		5682.600	23.30	38.00	61.30	92.36	-31.06	peak	
3		5715.800	24.48	38.07	62.55	109.63	-47.08	peak	
4		5721.000	22.39	38.09	60.48	113.08	-52.60	peak	
5		5775.000	60.99	38.20	99.19	122.20	-23.01	peak	NoLimit
6	*	5775.000	49.28	38.20	87.48	54.00	33.48	AVG	NoLimit
7		5853.400	23.74	38.36	62.10	114.45	-52.35	peak	
8		5860.600	23.32	38.38	61.70	109.23	-47.53	peak	
9		5907.000	23.84	38.48	62.32	81.48	-19.16	peak	
10		5960.600	24.06	38.59	62.65	68.20	-5.55	peak	

REMARKS:

- (1) Measurement Value = Reading Level + Correct Factor.
- (2) Margin Level = Measurement Value - Limit Value.

Test Mode	IEEE802.11ac (VHT160)	Test Date	2021/3/27
Test Frequency	5250MHz	Polarization	Vertical
Temp	22°C	Hum.	67%

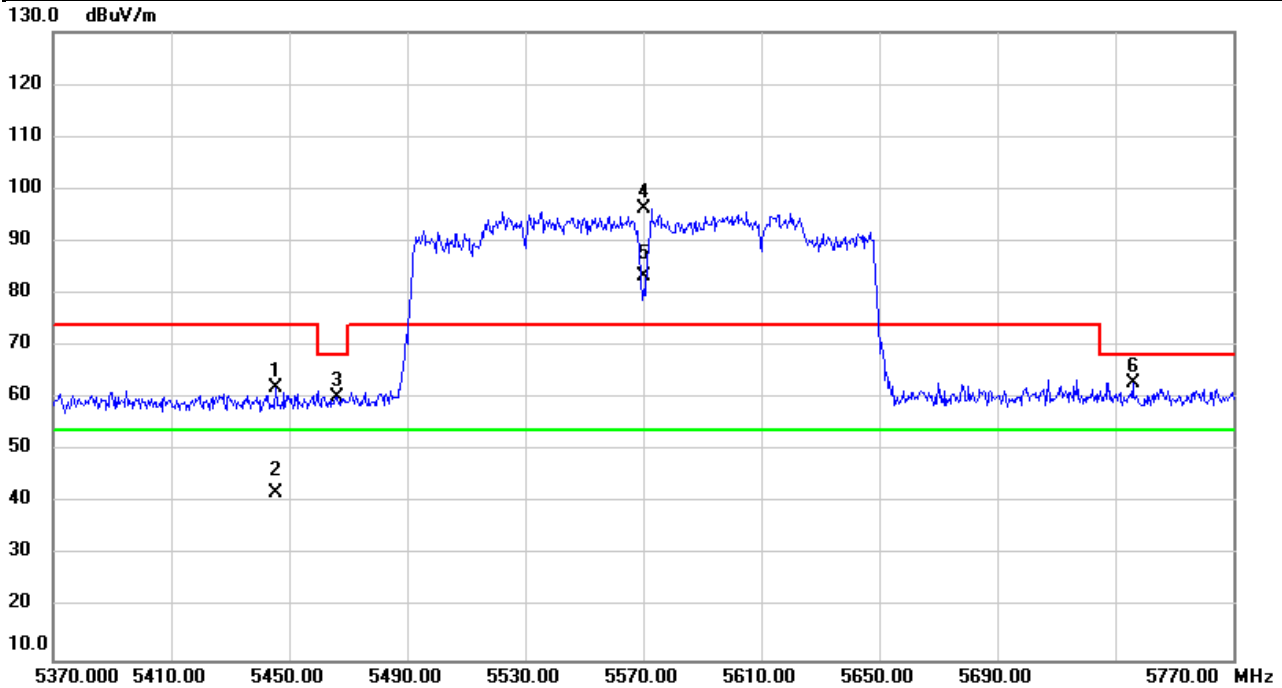


No.	Mk.	Freq.	Reading Level	Correct Factor	Measurement	Limit	Over	Detector	Comment
		MHz	dBuV	dB	dBuV/m	dBuV/m	dB		
1		5148.800	29.61	37.30	66.91	74.00	-7.09	peak	
2		5148.800	5.99	37.30	43.29	54.00	-10.71	AVG	
3	X	5250.000	61.16	37.39	98.55	74.00	24.55	peak	NoLimit
4	*	5250.000	48.65	37.39	86.04	54.00	32.04	AVG	NoLimit
5		5428.400	27.88	37.55	65.43	74.00	-8.57	peak	
6		5428.400	5.45	37.55	43.00	54.00	-11.00	AVG	

REMARKS:

- (1) Measurement Value = Reading Level + Correct Factor.
- (2) Margin Level = Measurement Value - Limit Value.

Test Mode	IEEE802.11ac (VHT160)	Test Date	2021/3/27
Test Frequency	5570MHz	Polarization	Vertical
Temp	22°C	Hum.	67%

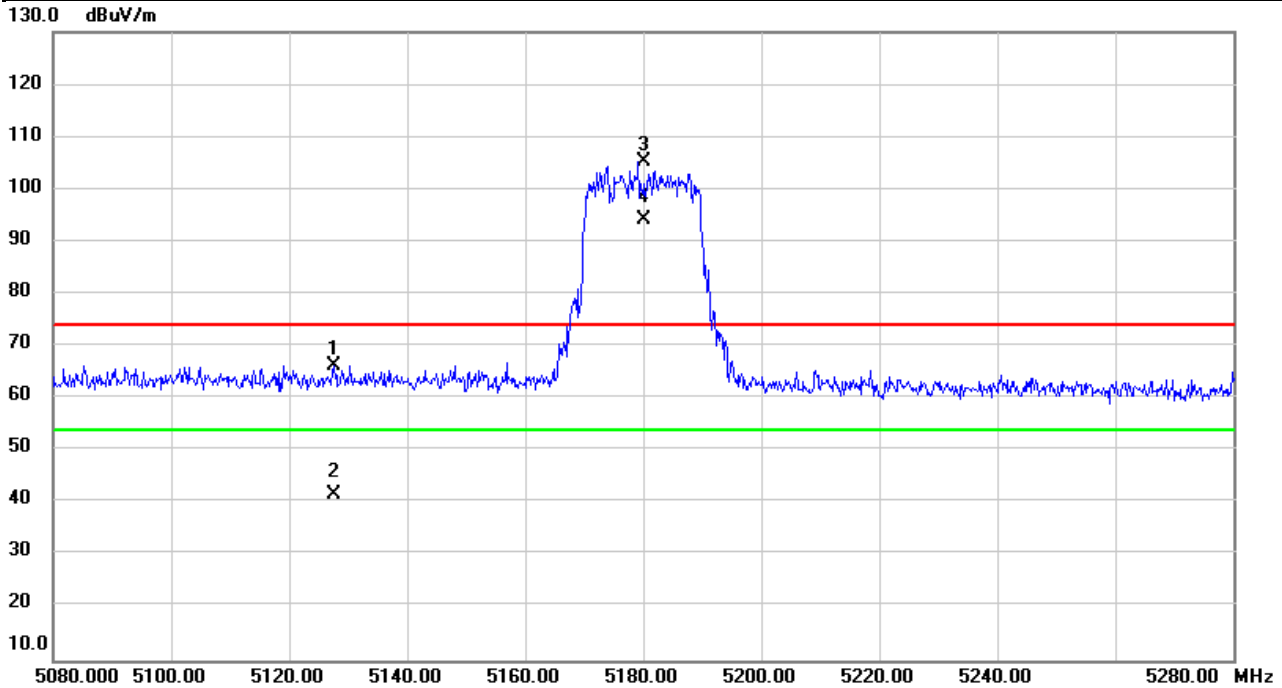


No.	Mk.	Freq.	Reading Level	Correct Factor	Measurement	Limit	Over	Detector	Comment
		MHz	dBuV	dB	dBuV/m	dBuV/m	dB		
1		5445.600	24.46	37.56	62.02	74.00	-11.98	peak	
2		5445.600	4.40	37.56	41.96	54.00	-12.04	AVG	
3		5466.000	22.76	37.58	60.34	68.20	-7.86	peak	
4	X	5570.000	58.63	37.76	96.39	74.00	22.39	peak	NoLimit
5	*	5570.000	45.48	37.76	83.24	54.00	29.24	AVG	NoLimit
6		5736.000	24.93	38.11	63.04	68.20	-5.16	peak	

REMARKS:

- (1) Measurement Value = Reading Level + Correct Factor.
- (2) Margin Level = Measurement Value - Limit Value.

Test Mode	IEEE802.11ax (HEW20)	Test Date	2021/3/27
Test Frequency	5180MHz	Polarization	Vertical
Temp	22°C	Hum.	67%

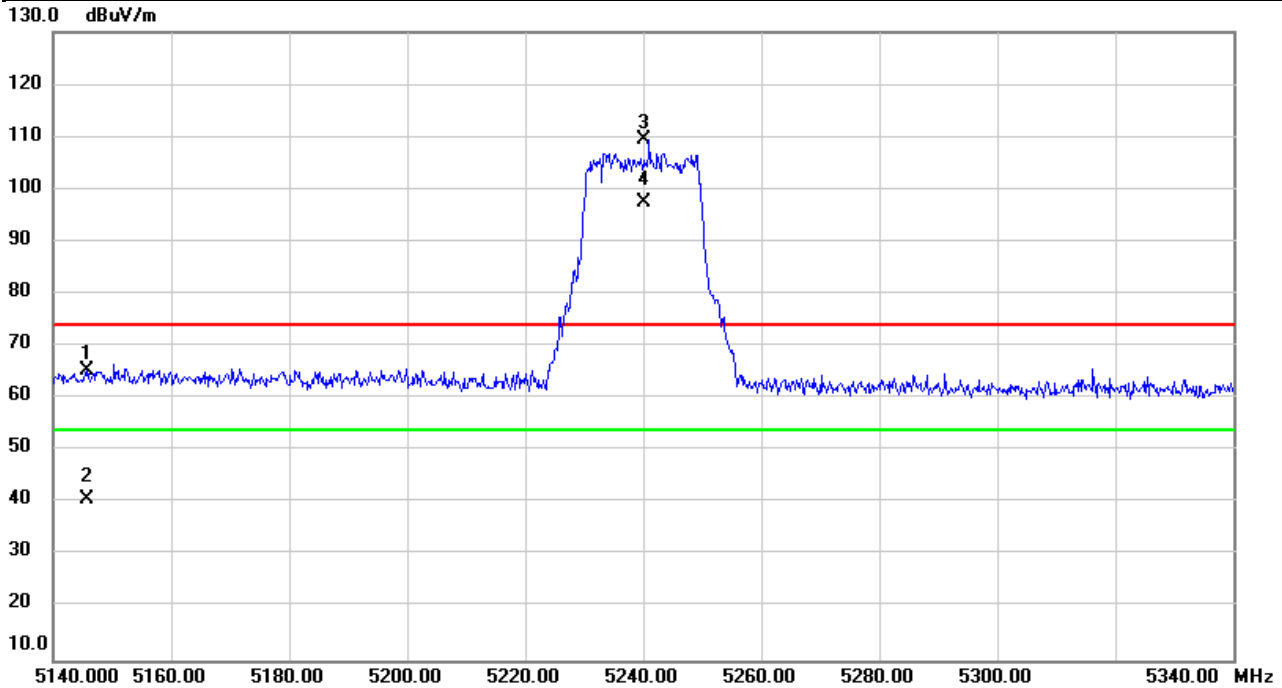


No.	Mk.	Freq.	Reading Level	Correct Factor	Measurement	Limit	Over	Detector	Comment
		MHz	dBuV	dB	dBuV/m	dBuV/m	dB		
1		5127.600	29.07	37.29	66.36	74.00	-7.64	peak	
2		5127.600	4.37	37.29	41.66	54.00	-12.34	AVG	
3	X	5180.000	67.81	37.33	105.14	74.00	31.14	peak	NoLimit
4	*	5180.000	56.97	37.33	94.30	54.00	40.30	AVG	NoLimit

REMARKS:

- (1) Measurement Value = Reading Level + Correct Factor.
- (2) Margin Level = Measurement Value - Limit Value.

Test Mode	IEEE802.11ax (HEW20)	Test Date	2021/3/27
Test Frequency	5240MHz	Polarization	Vertical
Temp	22°C	Hum.	67%

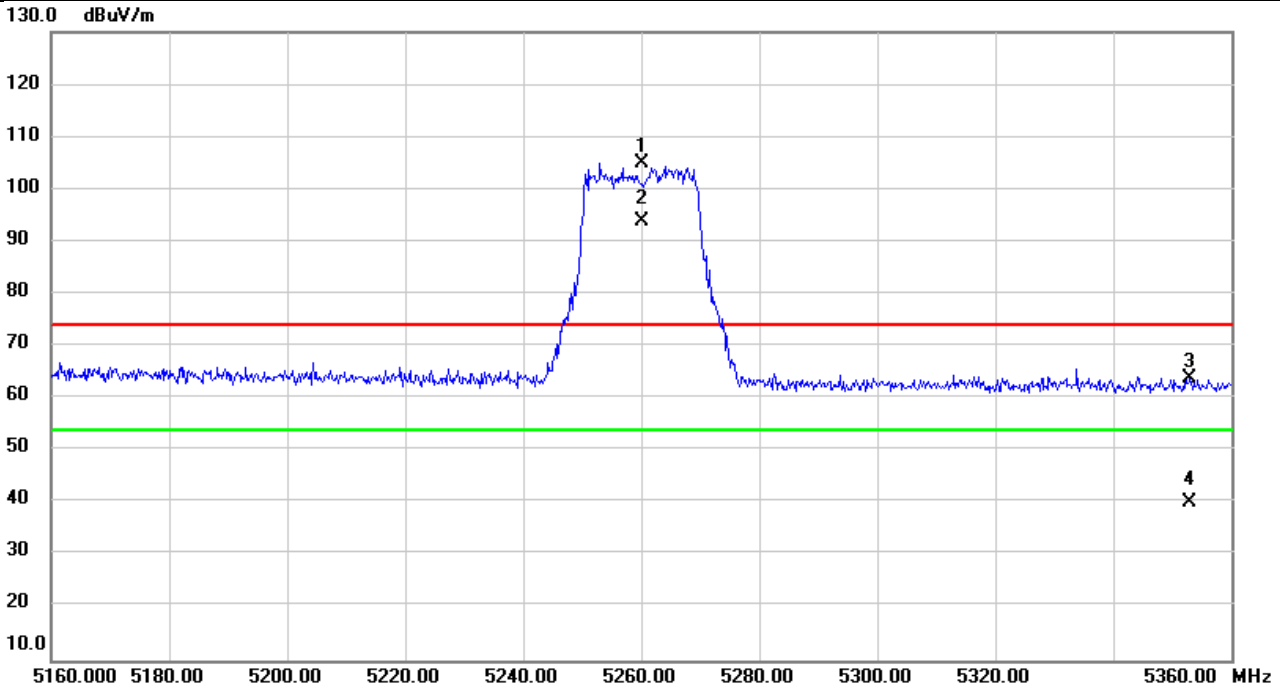


No.	Mk.	Freq.	Reading Level	Correct Factor	Measurement	Limit	Over	Detector	Comment
		MHz	dBuV	dB	dBuV/m	dBuV/m	dB		
1		5145.800	28.03	37.30	65.33	74.00	-8.67	peak	
2		5145.800	3.48	37.30	40.78	54.00	-13.22	AVG	
3	X	5240.000	71.95	37.38	109.33	74.00	35.33	peak	NoLimit
4	*	5240.000	60.00	37.38	97.38	54.00	43.38	AVG	NoLimit

REMARKS:

- (1) Measurement Value = Reading Level + Correct Factor.
- (2) Margin Level = Measurement Value - Limit Value.

Test Mode	IEEE802.11ax (HEW20)	Test Date	2021/3/27
Test Frequency	5260MHz	Polarization	Vertical
Temp	22°C	Hum.	67%

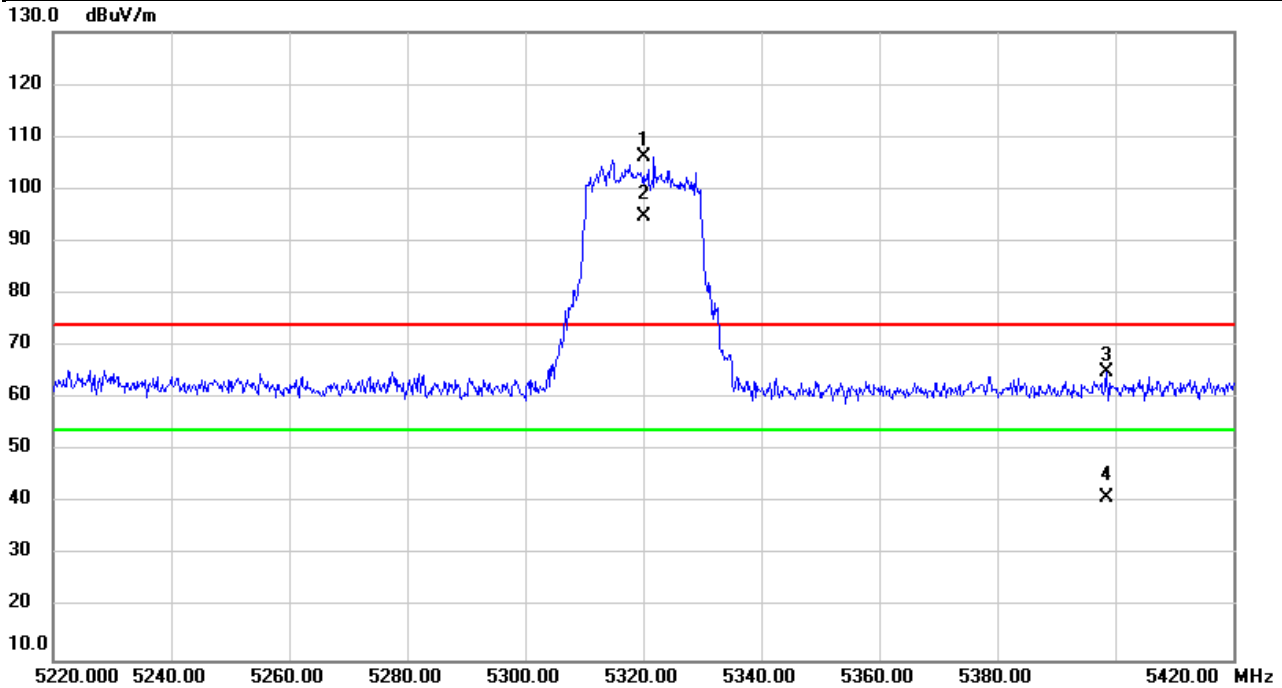


No.	Mk.	Freq.	Reading Level	Correct Factor	Measurement	Limit	Over	Detector	Comment
		MHz	dBuV	dB	dBuV/m	dBuV/m	dB		
1	X	5260.000	67.43	37.40	104.83	74.00	30.83	peak	NoLimit
2	*	5260.000	56.57	37.40	93.97	54.00	39.97	AVG	NoLimit
3		5353.000	26.25	37.48	63.73	74.00	-10.27	peak	
4		5353.000	2.79	37.48	40.27	54.00	-13.73	AVG	

REMARKS:

- (1) Measurement Value = Reading Level + Correct Factor.
- (2) Margin Level = Measurement Value - Limit Value.

Test Mode	IEEE802.11ax (HEW20)	Test Date	2021/3/27
Test Frequency	5320MHz	Polarization	Vertical
Temp	22°C	Hum.	67%

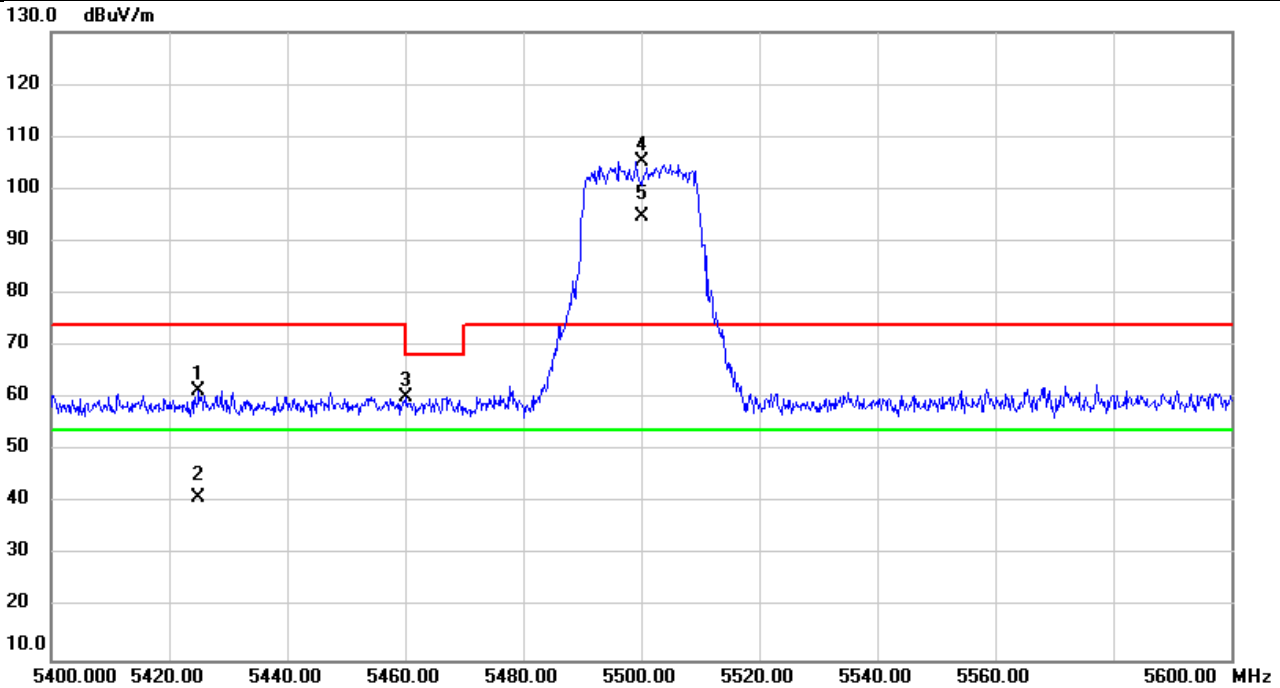


No.	Mk.	Freq.	Reading Level	Correct Factor	Measurement	Limit	Over	Detector	Comment
		MHz	dBuV	dB	dBuV/m	dBuV/m	dB		
1	X	5320.000	68.62	37.45	106.07	74.00	32.07	peak	NoLimit
2	*	5320.000	57.31	37.45	94.76	54.00	40.76	AVG	NoLimit
3		5398.600	27.53	37.52	65.05	74.00	-8.95	peak	
4		5398.600	3.52	37.52	41.04	54.00	-12.96	AVG	

REMARKS:

- (1) Measurement Value = Reading Level + Correct Factor.
- (2) Margin Level = Measurement Value - Limit Value.

Test Mode	IEEE802.11ax (HEW20)	Test Date	2021/3/27
Test Frequency	5500MHz	Polarization	Vertical
Temp	22°C	Hum.	67%

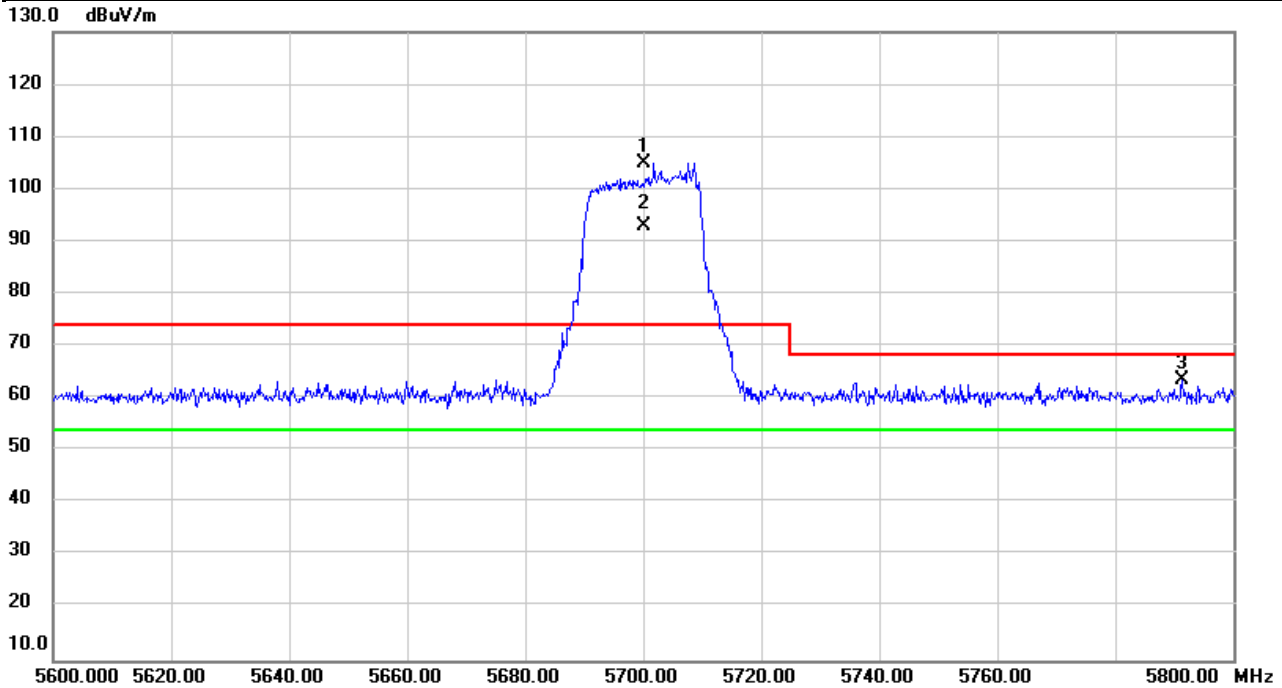


No.	Mk.	Freq.	Reading Level	Correct Factor	Measurement	Limit	Over	Detector	Comment
		MHz	dBuV	dB	dBuV/m	dBuV/m	dB		
1		5425.000	23.81	37.54	61.35	74.00	-12.65	peak	
2		5425.000	3.41	37.54	40.95	54.00	-13.05	AVG	
3		5460.200	22.62	37.58	60.20	68.20	-8.00	peak	
4	X	5500.000	67.58	37.61	105.19	74.00	31.19	peak	NoLimit
5	*	5500.000	57.05	37.61	94.66	54.00	40.66	AVG	NoLimit

REMARKS:

- (1) Measurement Value = Reading Level + Correct Factor.
- (2) Margin Level = Measurement Value - Limit Value.

Test Mode	IEEE802.11ax (HEW20)	Test Date	2021/3/27
Test Frequency	5700MHz	Polarization	Vertical
Temp	22°C	Hum.	67%

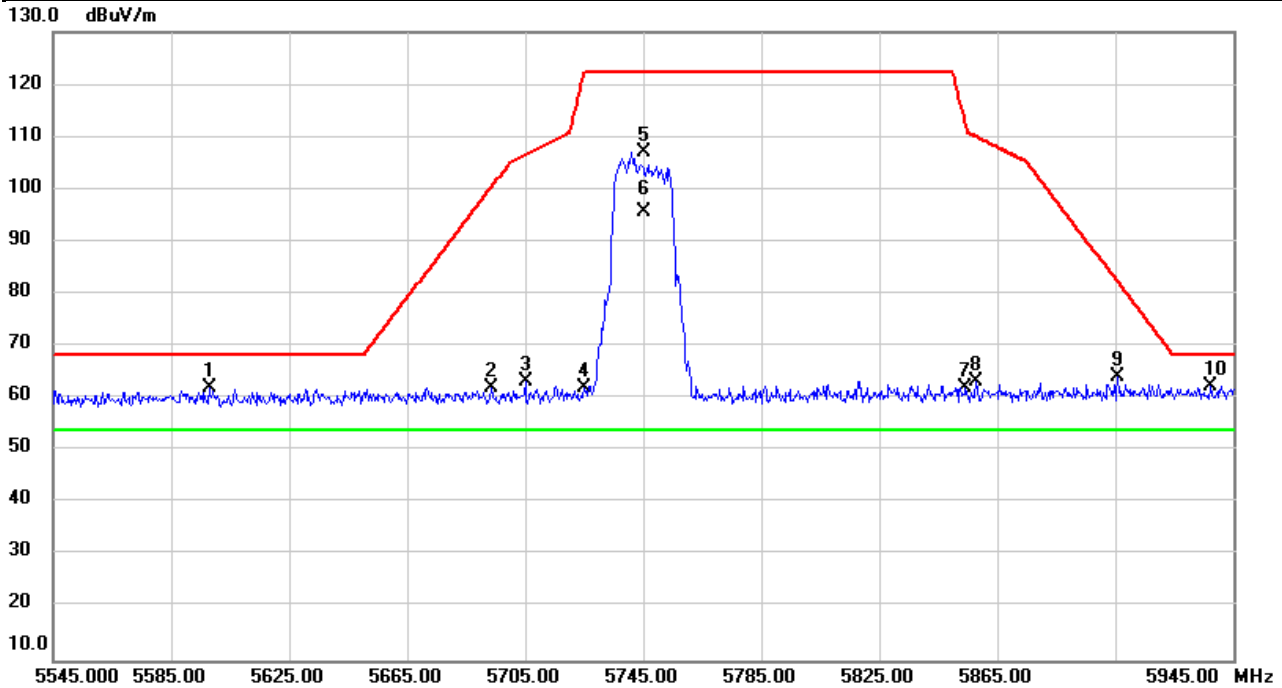


No.	Mk.	Freq.	Reading Level	Correct Factor	Measurement	Limit	Over	Detector	Comment
		MHz	dBuV	dB	dBuV/m	dBuV/m	dB		
1	X	5700.000	66.95	38.04	104.99	74.00	30.99	peak	NoLimit
2	*	5700.000	55.05	38.04	93.09	54.00	39.09	AVG	NoLimit
3		5791.400	25.36	38.23	63.59	68.20	-4.61	peak	

REMARKS:

- (1) Measurement Value = Reading Level + Correct Factor.
- (2) Margin Level = Measurement Value - Limit Value.

Test Mode	IEEE802.11ax (HEW20)	Test Date	2021/3/27
Test Frequency	5745MHz	Polarization	Vertical
Temp	22°C	Hum.	67%

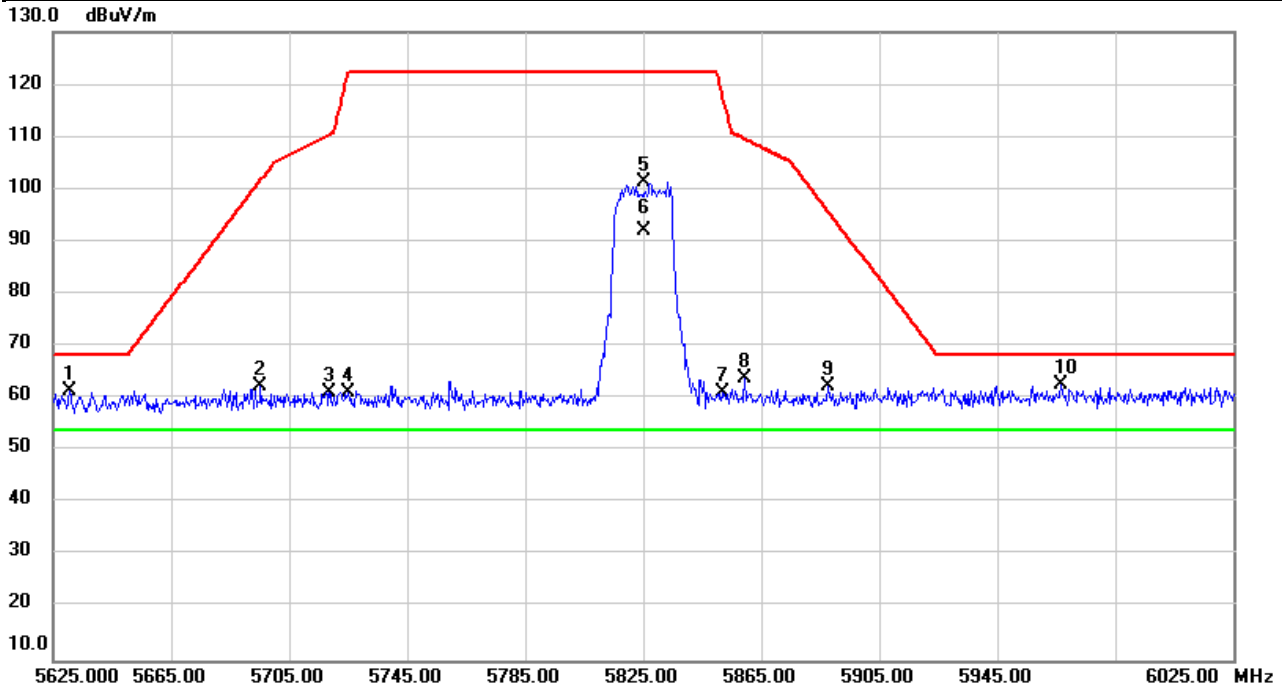


No.	Mk.	Freq.	Reading Level	Correct Factor	Measurement	Limit	Over	Detector	Comment
		MHz	dBuV	dB	dBuV/m	dBuV/m	dB		
1		5597.800	24.14	37.82	61.96	68.20	-6.24	peak	
2		5693.400	24.15	38.02	62.17	100.33	-38.16	peak	
3		5705.000	25.13	38.05	63.18	106.60	-43.42	peak	
4		5725.000	23.87	38.09	61.96	122.20	-60.24	peak	
5		5745.000	68.98	38.13	107.11	122.20	-15.09	peak	NoLimit
6	*	5745.000	57.56	38.13	95.69	54.00	41.69	AVG	NoLimit
7		5854.200	23.71	38.37	62.08	112.62	-50.54	peak	
8		5857.800	24.91	38.38	63.29	110.01	-46.72	peak	
9		5905.800	25.66	38.48	64.14	82.37	-18.23	peak	
10		5937.400	23.85	38.54	62.39	68.20	-5.81	peak	

REMARKS:

- (1) Measurement Value = Reading Level + Correct Factor.
- (2) Margin Level = Measurement Value - Limit Value.

Test Mode	IEEE802.11ax (HEW20)	Test Date	2021/3/27
Test Frequency	5825MHz	Polarization	Vertical
Temp	22°C	Hum.	67%

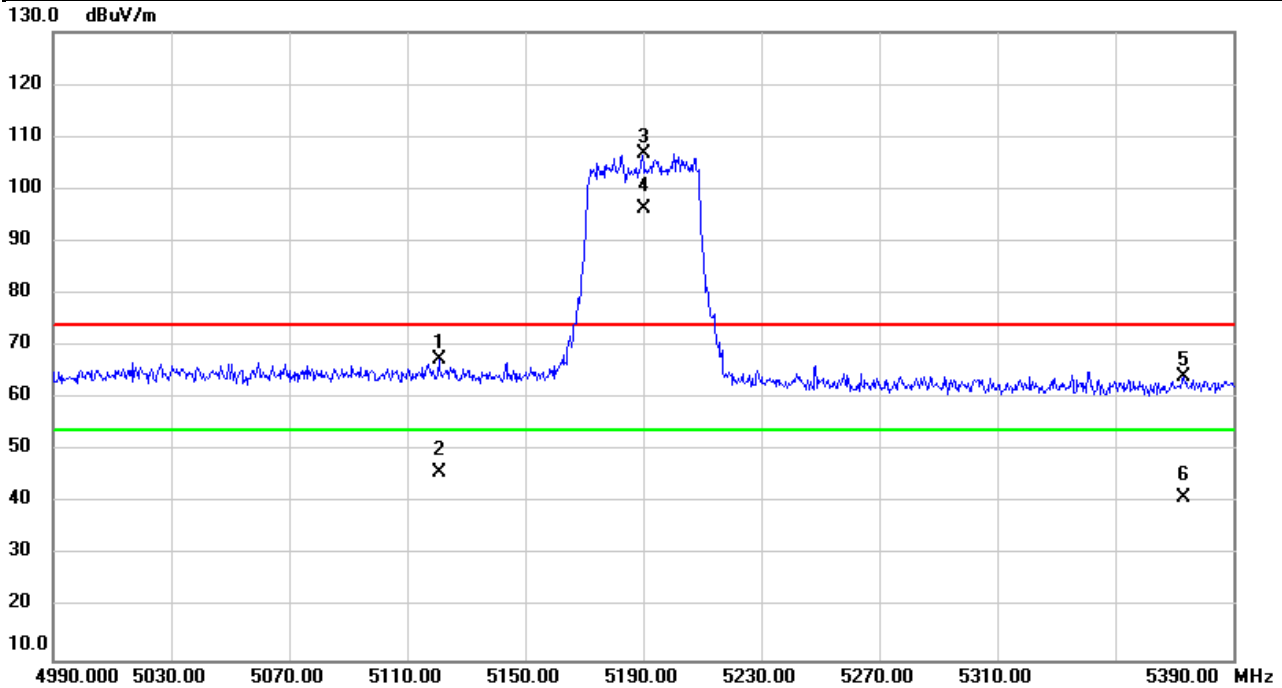


No.	Mk.	Freq.	Reading Level	Correct Factor	Measurement	Limit	Over	Detector	Comment
		MHz	dBuV	dB	dBuV/m	dBuV/m	dB		
1		5630.600	23.51	37.89	61.40	68.20	-6.80	peak	
2		5695.400	24.34	38.02	62.36	101.81	-39.45	peak	
3		5718.600	23.11	38.08	61.19	110.41	-49.22	peak	
4		5725.000	23.02	38.09	61.11	122.20	-61.09	peak	
5		5825.000	63.09	38.31	101.40	122.20	-20.80	peak	NoLimit
6	*	5825.000	53.72	38.31	92.03	54.00	38.03	AVG	NoLimit
7		5851.800	22.91	38.36	61.27	118.09	-56.82	peak	
8		5859.400	25.47	38.38	63.85	109.57	-45.72	peak	
9		5887.800	23.83	38.44	62.27	95.70	-33.43	peak	
10		5966.600	24.01	38.61	62.62	68.20	-5.58	peak	

REMARKS:

- (1) Measurement Value = Reading Level + Correct Factor.
- (2) Margin Level = Measurement Value - Limit Value.

Test Mode	IEEE802.11ax (HEW40)	Test Date	2021/3/27
Test Frequency	5190MHz	Polarization	Vertical
Temp	22°C	Hum.	67%

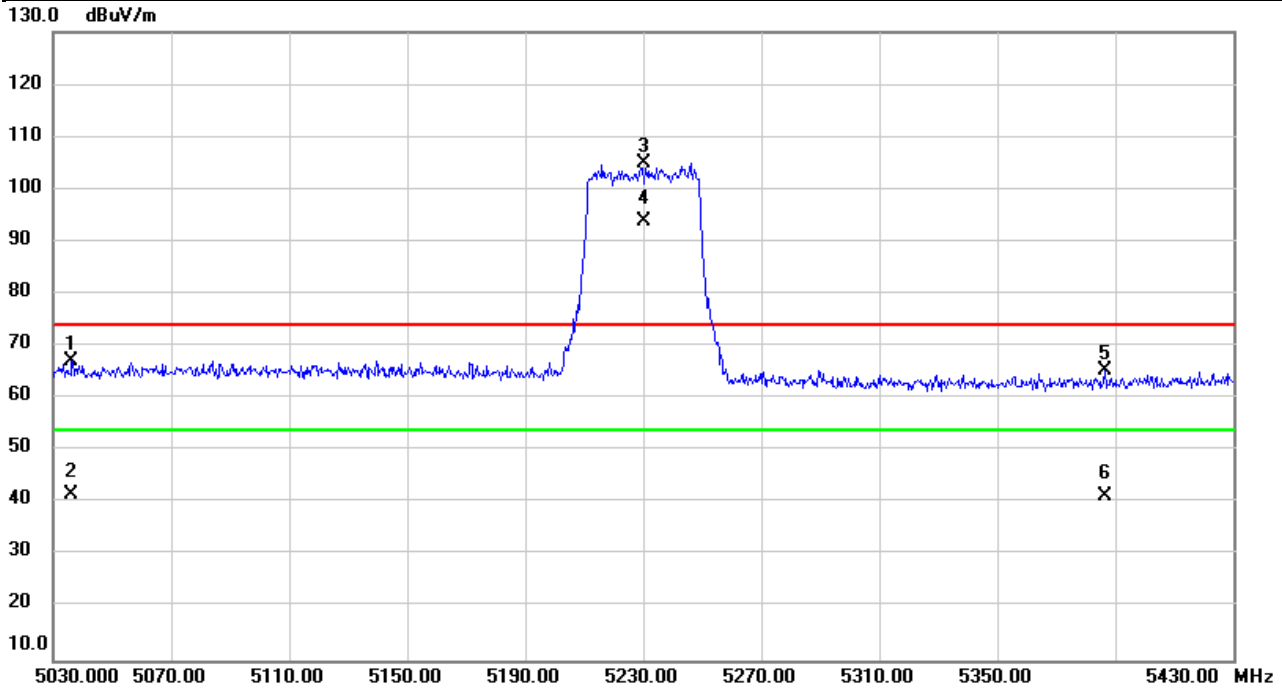


No.	Mk.	Freq.	Reading Level	Correct Factor	Measurement	Limit	Over	Detector	Comment
		MHz	dBuV	dB	dBuV/m	dBuV/m	dB		
1		5120.800	30.04	37.27	67.31	74.00	-6.69	peak	
2		5120.800	8.47	37.27	45.74	54.00	-8.26	AVG	
3	X	5190.000	69.32	37.33	106.65	74.00	32.65	peak	NoLimit
4	*	5190.000	58.78	37.33	96.11	54.00	42.11	AVG	NoLimit
5		5373.200	26.64	37.49	64.13	74.00	-9.87	peak	
6		5373.200	3.55	37.49	41.04	54.00	-12.96	AVG	

REMARKS:

- (1) Measurement Value = Reading Level + Correct Factor.
- (2) Margin Level = Measurement Value - Limit Value.

Test Mode	IEEE802.11ax (HEW40)	Test Date	2021/3/27
Test Frequency	5230MHz	Polarization	Vertical
Temp	22°C	Hum.	67%

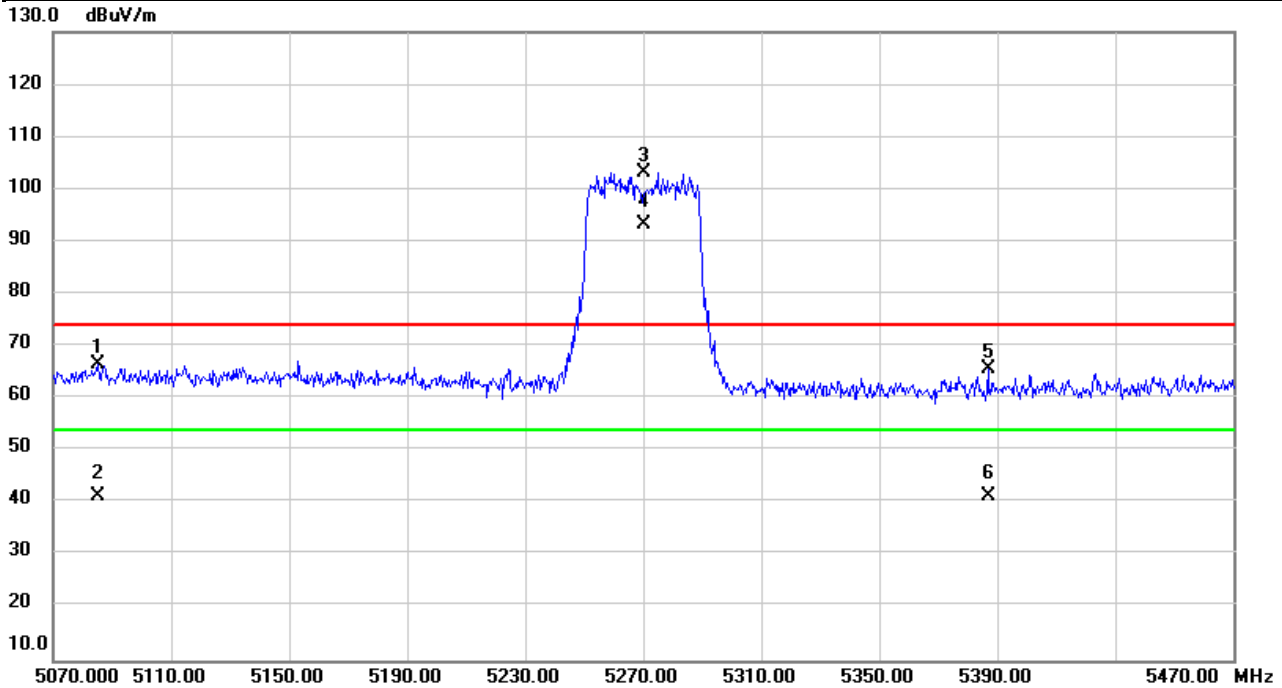


No.	Mk.	Freq.	Reading Level	Correct Factor	Measurement	Limit	Over	Detector	Comment
		MHz	dBuV	dB	dBuV/m	dBuV/m	dB		
1		5036.400	30.04	37.20	67.24	74.00	-6.76	peak	
2		5036.400	4.43	37.20	41.63	54.00	-12.37	AVG	
3	X	5230.000	67.69	37.37	105.06	74.00	31.06	peak	NoLimit
4	*	5230.000	56.53	37.37	93.90	54.00	39.90	AVG	NoLimit
5		5386.400	27.78	37.51	65.29	74.00	-8.71	peak	
6		5386.400	3.72	37.51	41.23	54.00	-12.77	AVG	

REMARKS:

- (1) Measurement Value = Reading Level + Correct Factor.
- (2) Margin Level = Measurement Value - Limit Value.

Test Mode	IEEE802.11ax (HEW40)	Test Date	2021/3/27
Test Frequency	5270MHz	Polarization	Vertical
Temp	22°C	Hum.	67%

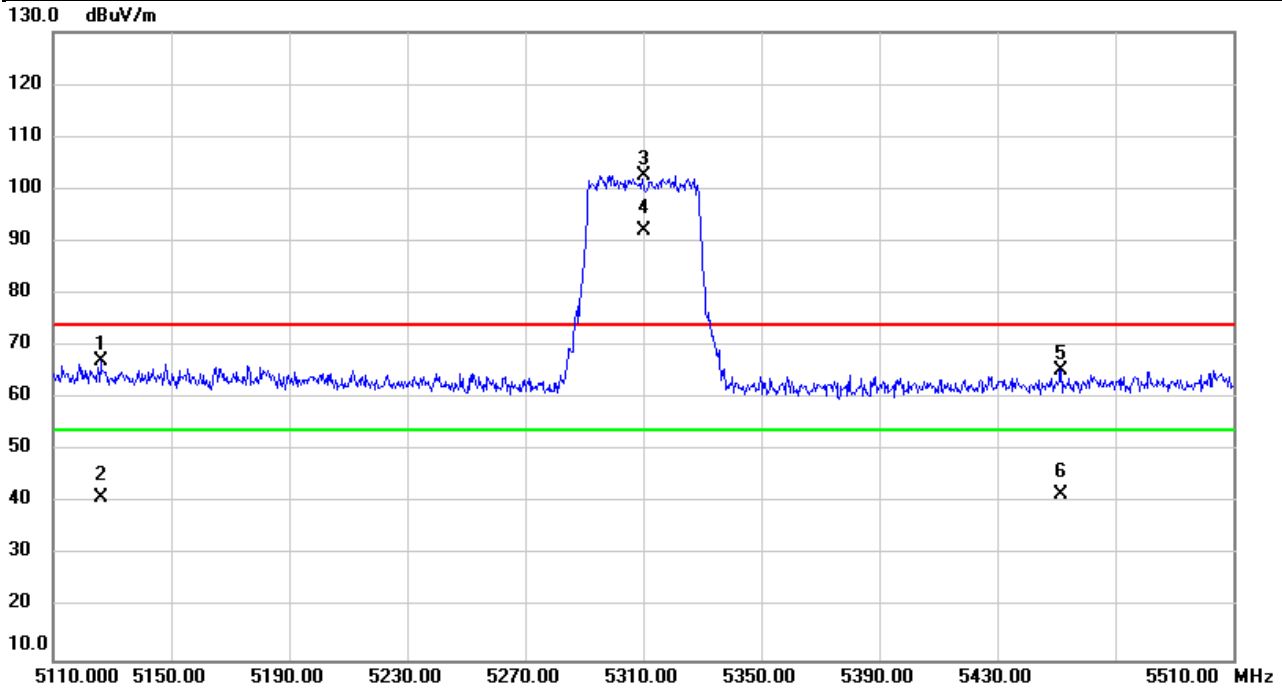


No.	Mk.	Freq.	Reading Level	Correct Factor	Measurement	Limit	Over	Detector	Comment
		MHz	dBuV	dB	dBuV/m	dBuV/m	dB		
1		5085.200	29.31	37.24	66.55	74.00	-7.45	peak	
2		5085.200	4.11	37.24	41.35	54.00	-12.65	AVG	
3	X	5270.000	65.82	37.41	103.23	74.00	29.23	peak	NoLimit
4	*	5270.000	55.86	37.41	93.27	54.00	39.27	AVG	NoLimit
5		5386.800	28.19	37.51	65.70	74.00	-8.30	peak	
6		5386.800	3.82	37.51	41.33	54.00	-12.67	AVG	

REMARKS:

- (1) Measurement Value = Reading Level + Correct Factor.
- (2) Margin Level = Measurement Value - Limit Value.

Test Mode	IEEE802.11ax (HEW40)	Test Date	2021/3/27
Test Frequency	5310MHz	Polarization	Vertical
Temp	22°C	Hum.	67%

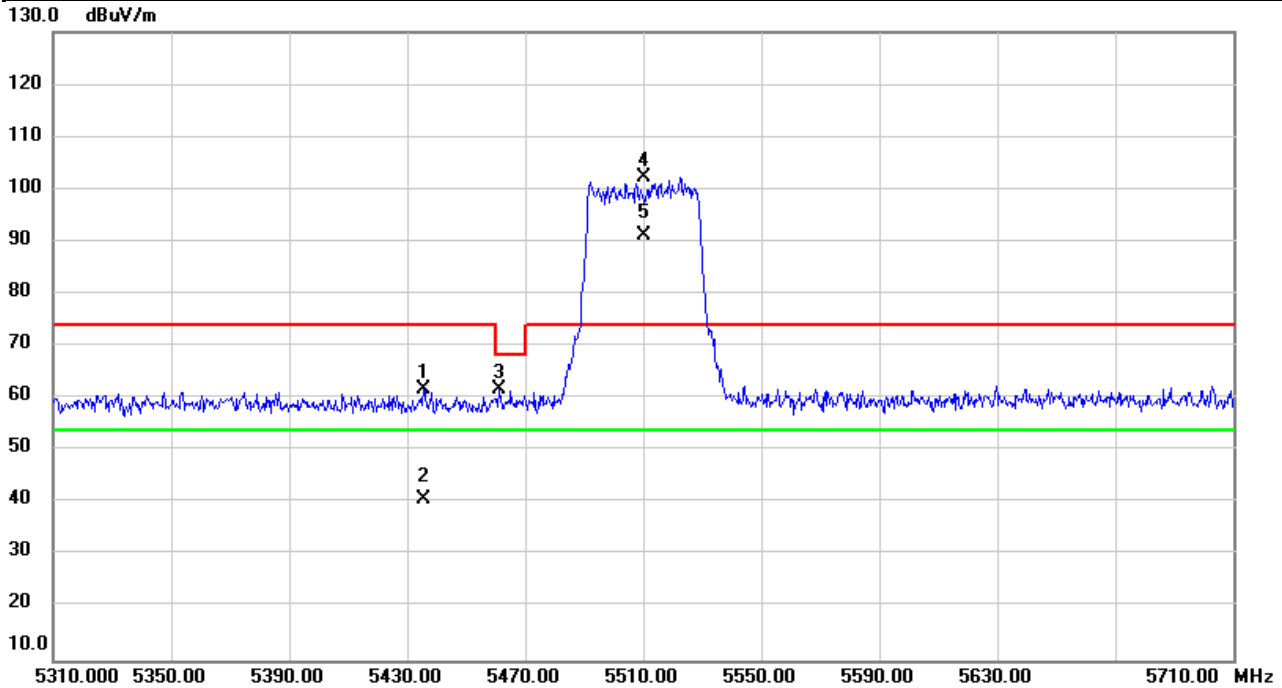


No.	Mk.	Freq.	Reading Level	Correct Factor	Measurement	Limit	Over	Detector	Comment
		MHz	dBuV	dB	dBuV/m	dBuV/m	dB		
1		5126.000	29.83	37.29	67.12	74.00	-6.88	peak	
2		5126.000	3.73	37.29	41.02	54.00	-12.98	AVG	
3	X	5310.000	65.23	37.45	102.68	74.00	28.68	peak	NoLimit
4	*	5310.000	54.74	37.45	92.19	54.00	38.19	AVG	NoLimit
5		5451.600	27.88	37.57	65.45	74.00	-8.55	peak	
6		5451.600	4.21	37.57	41.78	54.00	-12.22	AVG	

REMARKS:

- (1) Measurement Value = Reading Level + Correct Factor.
- (2) Margin Level = Measurement Value - Limit Value.

Test Mode	IEEE802.11ax (HEW40)	Test Date	2021/3/27
Test Frequency	5510MHz	Polarization	Vertical
Temp	22°C	Hum.	67%

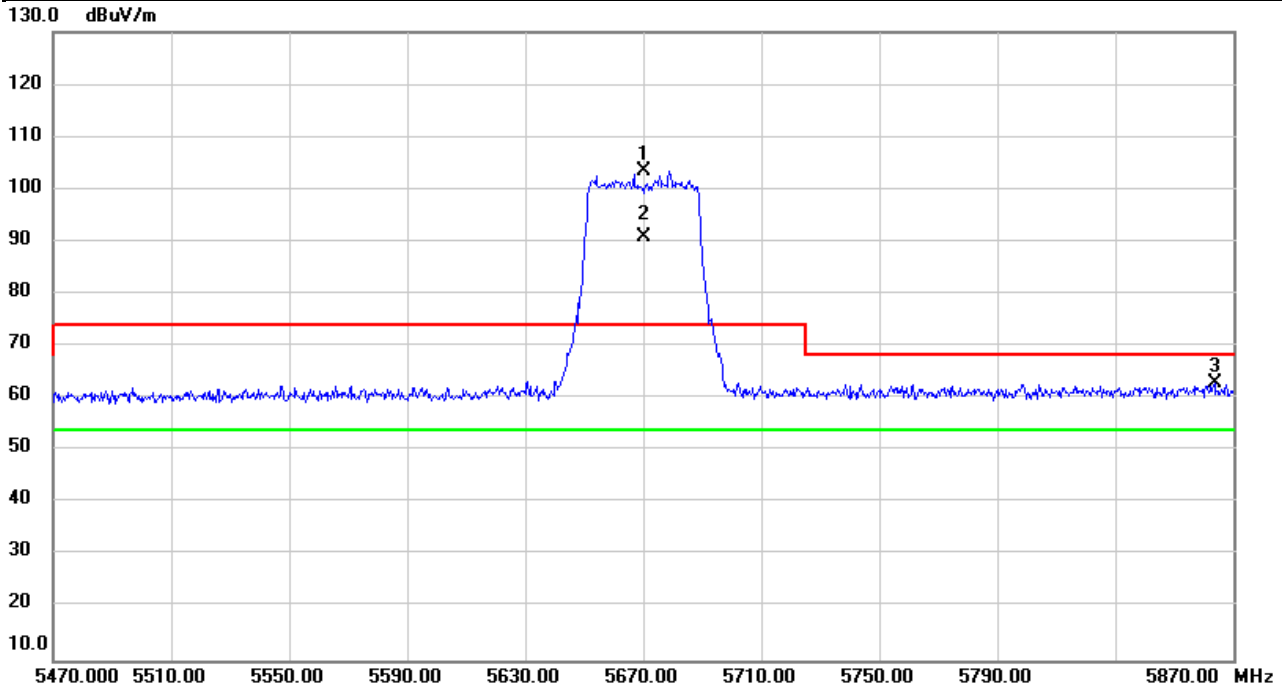


No.	Mk.	Freq.	Reading Level	Correct Factor	Measurement	Limit	Over	Detector	Comment
		MHz	dBuV	dB	dBuV/m	dBuV/m	dB		
1		5435.600	24.10	37.55	61.65	74.00	-12.35	peak	
2		5435.600	3.15	37.55	40.70	54.00	-13.30	AVG	
3		5461.200	24.08	37.58	61.66	68.20	-6.54	peak	
4	X	5510.000	64.49	37.63	102.12	74.00	28.12	peak	NoLimit
5	*	5510.000	53.67	37.63	91.30	54.00	37.30	AVG	NoLimit

REMARKS:

- (1) Measurement Value = Reading Level + Correct Factor.
- (2) Margin Level = Measurement Value - Limit Value.

Test Mode	IEEE802.11ax (HEW40)	Test Date	2021/3/27
Test Frequency	5670MHz	Polarization	Vertical
Temp	22°C	Hum.	67%

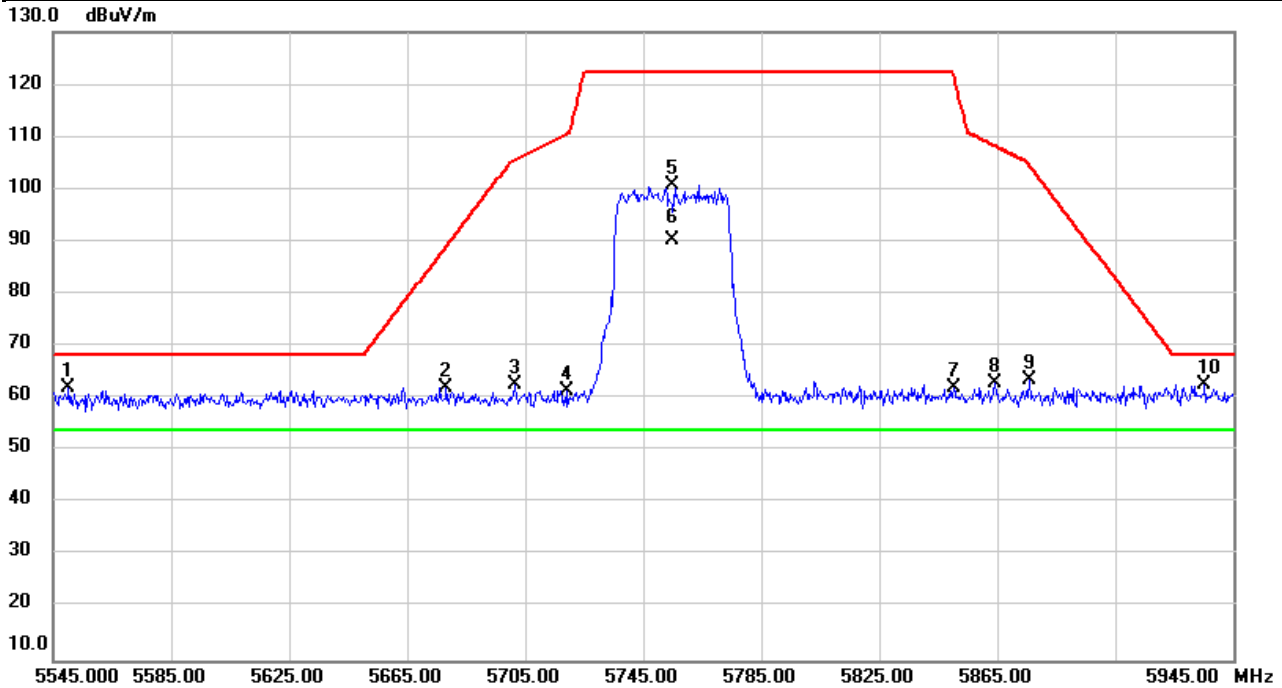


No.	Mk.	Freq.	Reading Level	Correct Factor	Measurement	Limit	Over	Detector	Comment
		MHz	dBuV	dB	dBuV/m	dBuV/m	dB		
1	X	5670.000	65.40	37.97	103.37	74.00	29.37	peak	NoLimit
2	*	5670.000	52.98	37.97	90.95	54.00	36.95	AVG	NoLimit
3		5863.600	24.45	38.39	62.84	68.20	-5.36	peak	

REMARKS:

- (1) Measurement Value = Reading Level + Correct Factor.
- (2) Margin Level = Measurement Value - Limit Value.

Test Mode	IEEE802.11ax (HEW40)	Test Date	2021/3/27
Test Frequency	5755MHz	Polarization	Vertical
Temp	22°C	Hum.	67%

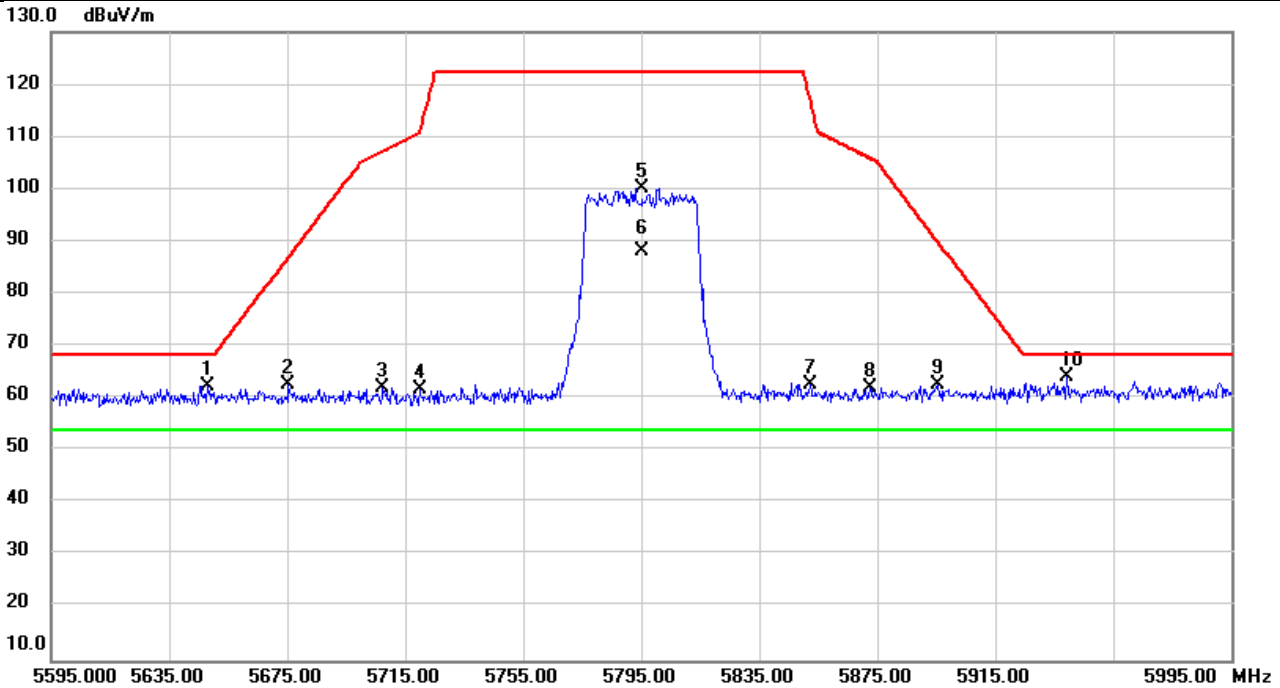


No.	Mk.	Freq.	Reading Level	Correct Factor	Measurement	Limit	Over	Detector	Comment
		MHz	dBuV	dB	dBuV/m	dBuV/m	dB		
1		5550.200	24.19	37.72	61.91	68.20	-6.29	peak	
2		5678.200	23.99	37.99	61.98	89.11	-27.13	peak	
3		5701.400	24.65	38.04	62.69	105.59	-42.90	peak	
4		5719.400	23.47	38.08	61.55	110.63	-49.08	peak	
5		5755.000	62.65	38.16	100.81	122.20	-21.39	peak	NoLimit
6	*	5755.000	52.06	38.16	90.22	54.00	36.22	AVG	NoLimit
7		5850.200	23.78	38.36	62.14	121.74	-59.60	peak	
8		5864.200	24.50	38.39	62.89	108.22	-45.33	peak	
9		5875.800	25.08	38.41	63.49	104.61	-41.12	peak	
10		5935.400	24.10	38.54	62.64	68.20	-5.56	peak	

REMARKS:

- (1) Measurement Value = Reading Level + Correct Factor.
- (2) Margin Level = Measurement Value - Limit Value.

Test Mode	IEEE802.11ax (HEW40)	Test Date	2021/3/27
Test Frequency	5795MHz	Polarization	Vertical
Temp	22°C	Hum.	67%

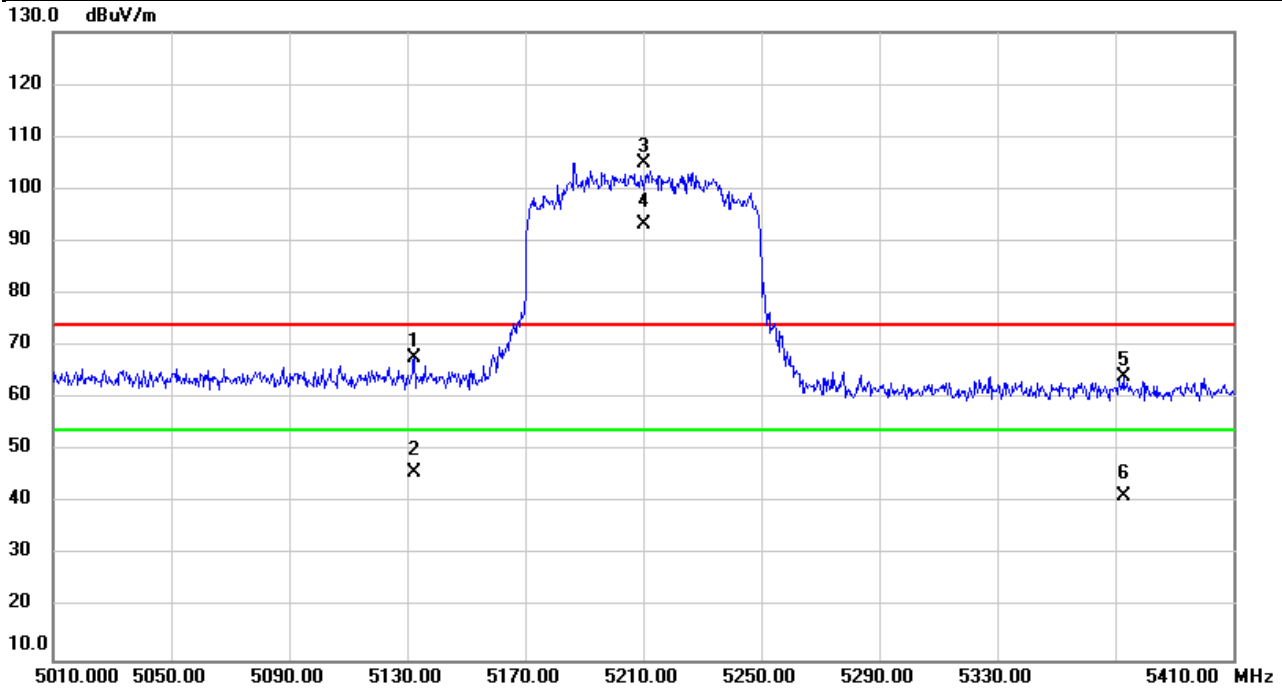


No.	Mk.	Freq.	Reading Level	Correct Factor	Measurement	Limit	Over	Detector	Comment
		MHz	dBuV	dB	dBuV/m	dBuV/m	dB		
1		5648.200	24.50	37.93	62.43	68.20	-5.77	peak	
2		5675.400	24.57	37.98	62.55	87.04	-24.49	peak	
3		5707.400	24.10	38.05	62.15	107.27	-45.12	peak	
4		5719.800	23.65	38.08	61.73	110.74	-49.01	peak	
5		5795.000	62.05	38.24	100.29	122.20	-21.91	peak	NoLimit
6	*	5795.000	49.95	38.24	88.19	54.00	34.19	AVG	NoLimit
7		5852.200	24.42	38.36	62.78	117.18	-54.40	peak	
8		5872.600	23.50	38.41	61.91	105.87	-43.96	peak	
9		5895.400	24.07	38.45	62.52	90.07	-27.55	peak	
10		5939.000	25.53	38.55	64.08	68.20	-4.12	peak	

REMARKS:

- (1) Measurement Value = Reading Level + Correct Factor.
- (2) Margin Level = Measurement Value - Limit Value.

Test Mode	IEEE802.11ax (HEW80)	Test Date	2021/3/27
Test Frequency	5210MHz	Polarization	Vertical
Temp	22°C	Hum.	67%

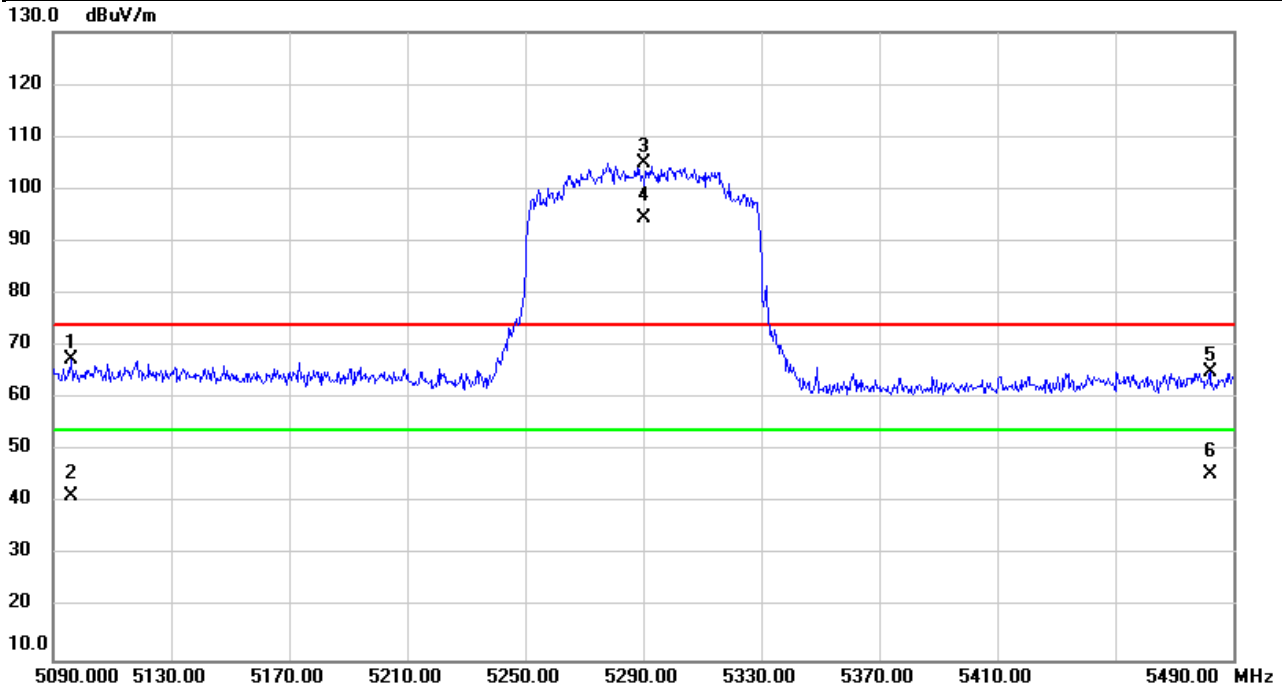


No.	Mk.	Freq.	Reading Level	Correct Factor	Measurement	Limit	Over	Detector	Comment
		MHz	dBuV	dB	dBuV/m	dBuV/m	dB		
1		5132.400	30.50	37.29	67.79	74.00	-6.21	peak	
2		5132.400	8.58	37.29	45.87	54.00	-8.13	AVG	
3	X	5210.000	67.58	37.36	104.94	74.00	30.94	peak	NoLimit
4	*	5210.000	55.81	37.36	93.17	54.00	39.17	AVG	NoLimit
5		5372.800	26.71	37.49	64.20	74.00	-9.80	peak	
6		5372.800	3.86	37.49	41.35	54.00	-12.65	AVG	

REMARKS:

- (1) Measurement Value = Reading Level + Correct Factor.
- (2) Margin Level = Measurement Value - Limit Value.

Test Mode	IEEE802.11ax (HEW80)	Test Date	2021/3/27
Test Frequency	5290MHz	Polarization	Vertical
Temp	22°C	Hum.	67%

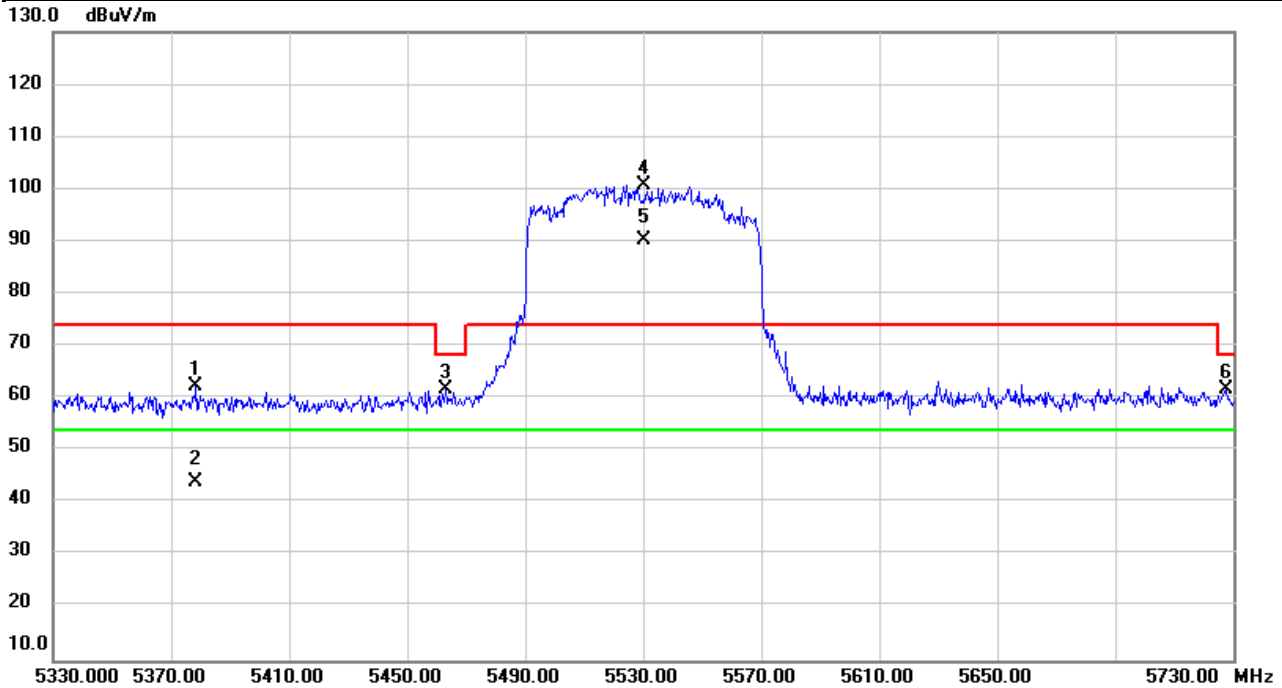


No.	Mk.	Freq.	Reading Level	Correct Factor	Measurement	Limit	Over	Detector	Comment
		MHz	dBuV	dB	dBuV/m	dBuV/m	dB		
1		5096.400	30.05	37.26	67.31	74.00	-6.69	peak	
2		5096.400	4.06	37.26	41.32	54.00	-12.68	AVG	
3	X	5290.000	67.56	37.42	104.98	74.00	30.98	peak	NoLimit
4	*	5290.000	56.91	37.42	94.33	54.00	40.33	AVG	NoLimit
5		5482.000	27.59	37.59	65.18	74.00	-8.82	peak	
6		5482.000	7.99	37.59	45.58	54.00	-8.42	AVG	

REMARKS:

- (1) Measurement Value = Reading Level + Correct Factor.
- (2) Margin Level = Measurement Value - Limit Value.

Test Mode	IEEE802.11ax (HEW80)	Test Date	2021/3/27
Test Frequency	5530MHz	Polarization	Vertical
Temp	22°C	Hum.	67%

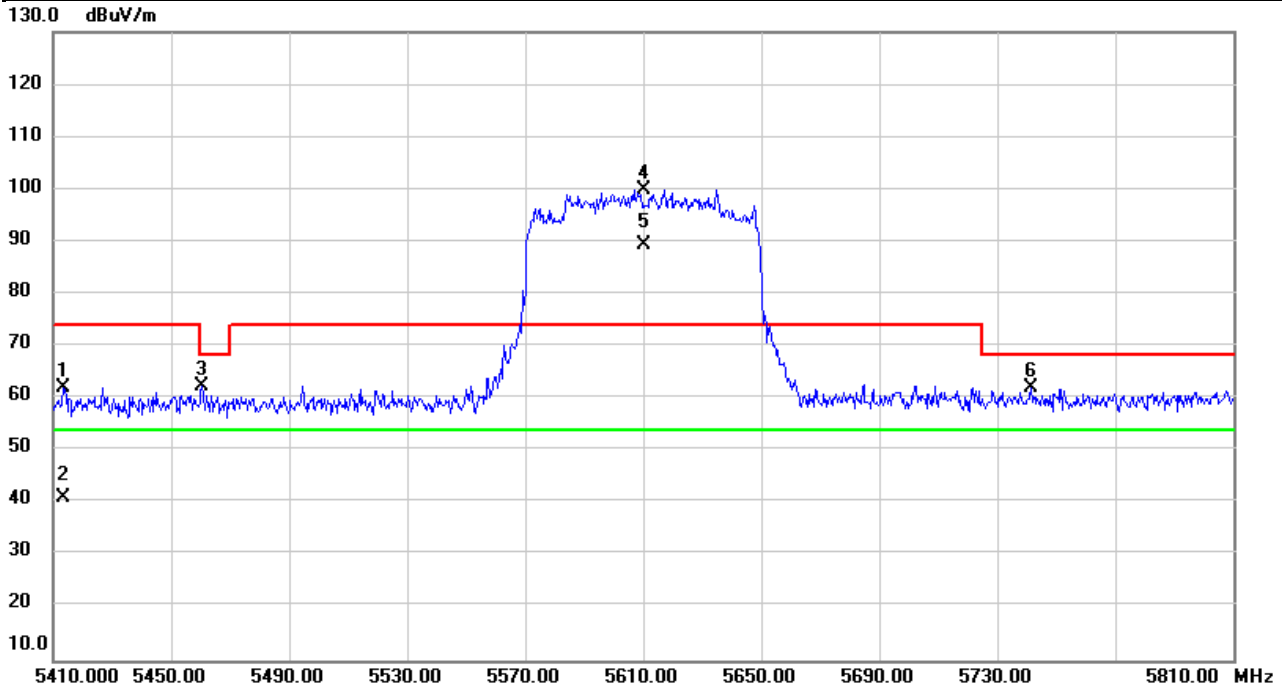


No.	Mk.	Freq.	Reading Level	Correct Factor	Measurement	Limit	Over	Detector	Comment
		MHz	dBuV	dB	dBuV/m	dBuV/m	dB		
1		5378.400	24.75	37.51	62.26	74.00	-11.74	peak	
2		5378.400	6.55	37.51	44.06	54.00	-9.94	AVG	
3		5463.200	24.11	37.58	61.69	68.20	-6.51	peak	
4	X	5530.000	63.10	37.68	100.78	74.00	26.78	peak	NoLimit
5	*	5530.000	52.60	37.68	90.28	54.00	36.28	AVG	NoLimit
6		5727.600	23.55	38.09	61.64	68.20	-6.56	peak	

REMARKS:

- (1) Measurement Value = Reading Level + Correct Factor.
- (2) Margin Level = Measurement Value - Limit Value.

Test Mode	IEEE802.11ax (HEW80)	Test Date	2021/3/27
Test Frequency	5610MHz	Polarization	Vertical
Temp	22°C	Hum.	67%

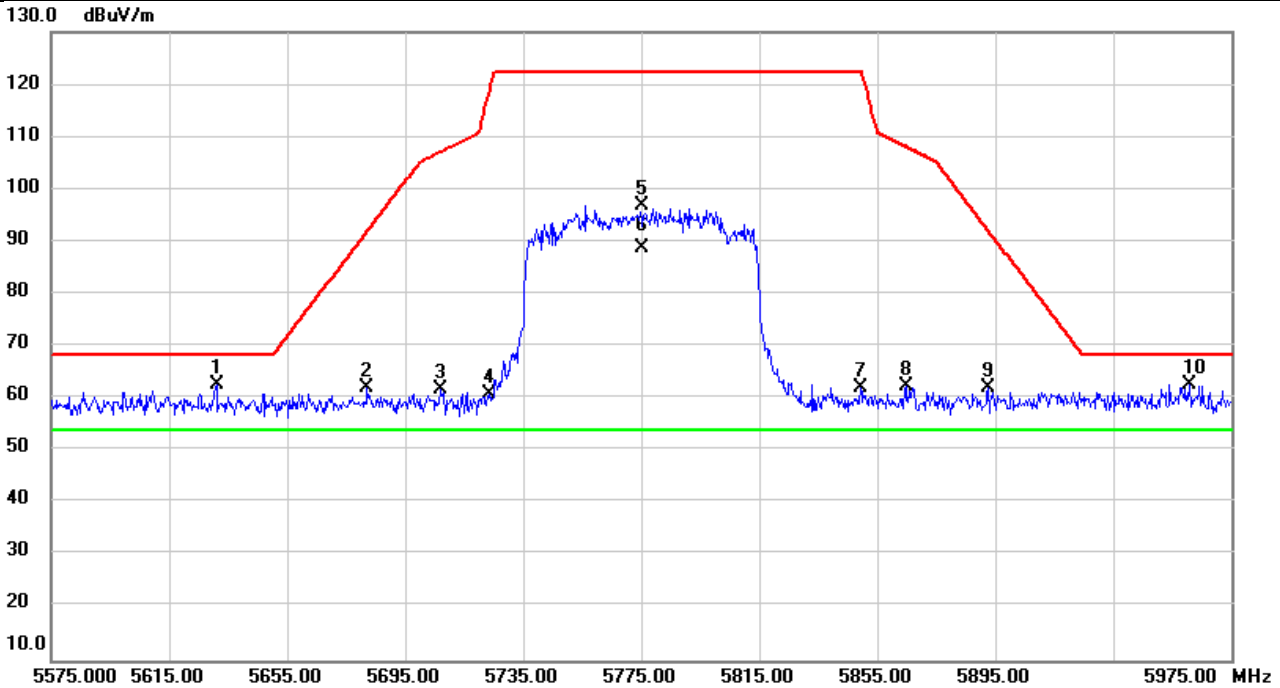


No.	Mk.	Freq.	Reading Level	Correct Factor	Measurement	Limit	Over	Detector	Comment
		MHz	dBuV	dB	dBuV/m	dBuV/m	dB		
1		5413.600	24.44	37.54	61.98	74.00	-12.02	peak	
2		5413.600	3.57	37.54	41.11	54.00	-12.89	AVG	
3		5460.400	24.86	37.58	62.44	68.20	-5.76	peak	
4	X	5610.000	62.15	37.84	99.99	74.00	25.99	peak	NoLimit
5	*	5610.000	51.42	37.84	89.26	54.00	35.26	AVG	NoLimit
6		5741.600	23.99	38.13	62.12	68.20	-6.08	peak	

REMARKS:

- (1) Measurement Value = Reading Level + Correct Factor.
- (2) Margin Level = Measurement Value - Limit Value.

Test Mode	IEEE802.11ax (HEW80)	Test Date	2021/3/27
Test Frequency	5775MHz	Polarization	Vertical
Temp	22°C	Hum.	67%

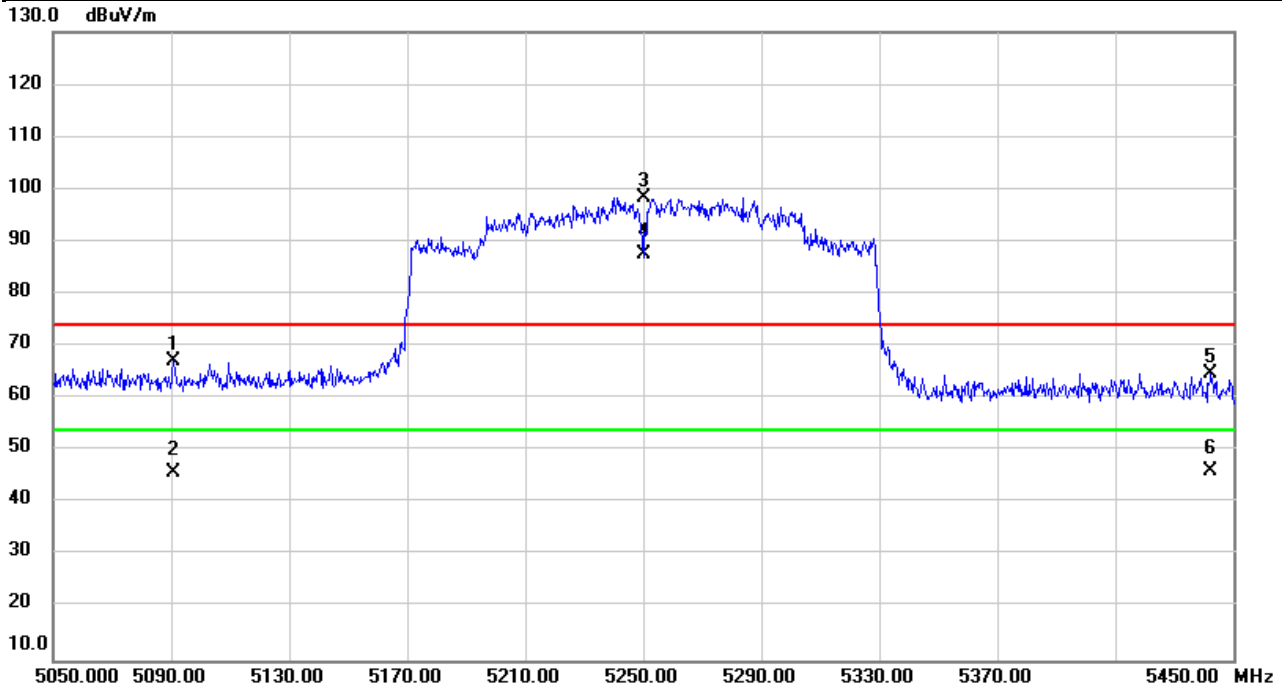


No.	Mk.	Freq.	Reading Level	Correct Factor	Measurement	Limit	Over	Detector	Comment
		MHz	dBuV	dB	dBuV/m	dBuV/m	dB		
1		5631.000	24.64	37.89	62.53	68.20	-5.67	peak	
2		5682.200	24.04	38.00	62.04	92.07	-30.03	peak	
3		5707.000	23.84	38.05	61.89	107.16	-45.27	peak	
4		5723.400	22.79	38.09	60.88	118.55	-57.67	peak	
5		5775.000	58.56	38.20	96.76	122.20	-25.44	peak	NoLimit
6	*	5775.000	50.68	38.20	88.88	54.00	34.88	AVG	NoLimit
7		5849.400	23.60	38.36	61.96	122.20	-60.24	peak	
8		5864.600	24.02	38.39	62.41	108.11	-45.70	peak	
9		5892.600	23.62	38.45	62.07	92.14	-30.07	peak	
10		5960.600	24.12	38.59	62.71	68.20	-5.49	peak	

REMARKS:

- (1) Measurement Value = Reading Level + Correct Factor.
- (2) Margin Level = Measurement Value - Limit Value.

Test Mode	IEEE802.11ax (HEW160)	Test Date	2021/3/28
Test Frequency	5250MHz	Polarization	Vertical
Temp	22°C	Hum.	67%

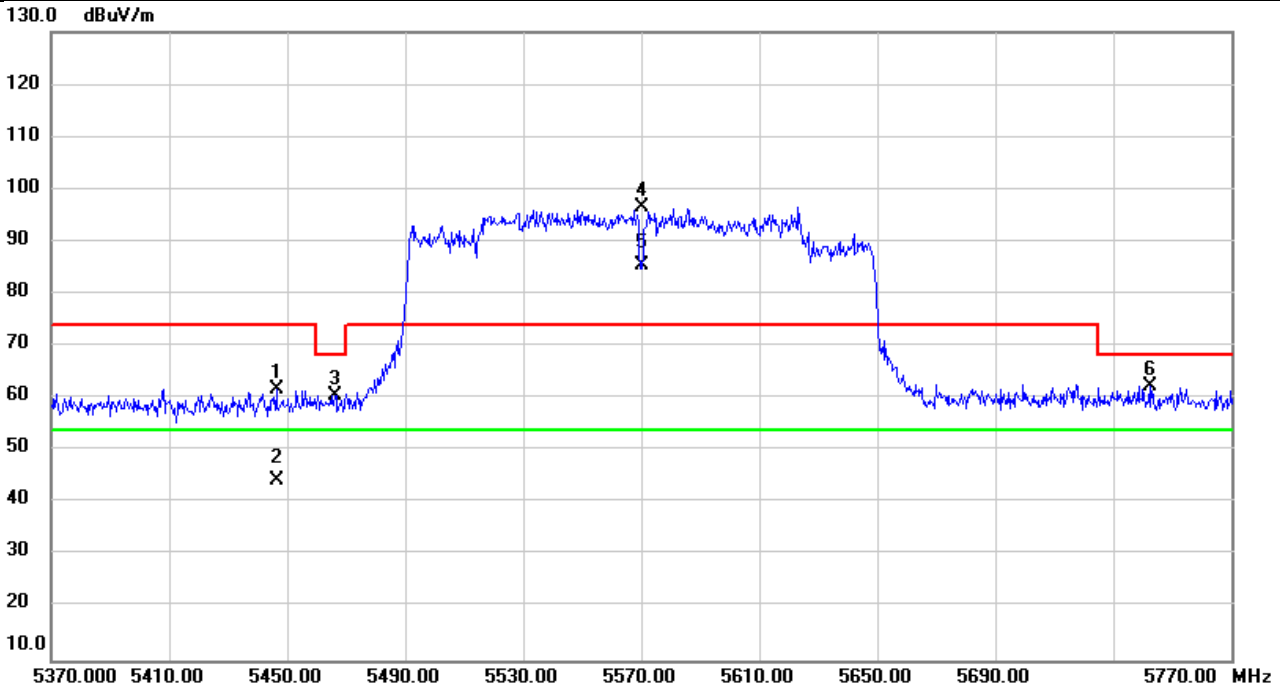


No.	Mk.	Freq.	Reading Level	Correct Factor	Measurement	Limit	Over	Detector	Comment
		MHz	dBuV	dB	dBuV/m	dBuV/m	dB		
1		5091.027	29.87	37.25	67.12	74.00	-6.88	peak	
2		5091.027	8.74	37.25	45.99	54.00	-8.01	AVG	
3	X	5250.000	60.93	37.39	98.32	74.00	24.32	peak	NoLimit
4	*	5250.000	50.03	37.39	87.42	54.00	33.42	AVG	NoLimit
5		5442.533	27.31	37.56	64.87	74.00	-9.13	peak	
6		5442.533	8.54	37.56	46.10	54.00	-7.90	AVG	

REMARKS:

- (1) Measurement Value = Reading Level + Correct Factor.
- (2) Margin Level = Measurement Value - Limit Value.

Test Mode	IEEE802.11ax (HEW160)	Test Date	2021/3/28
Test Frequency	5570MHz	Polarization	Vertical
Temp	22°C	Hum.	67%



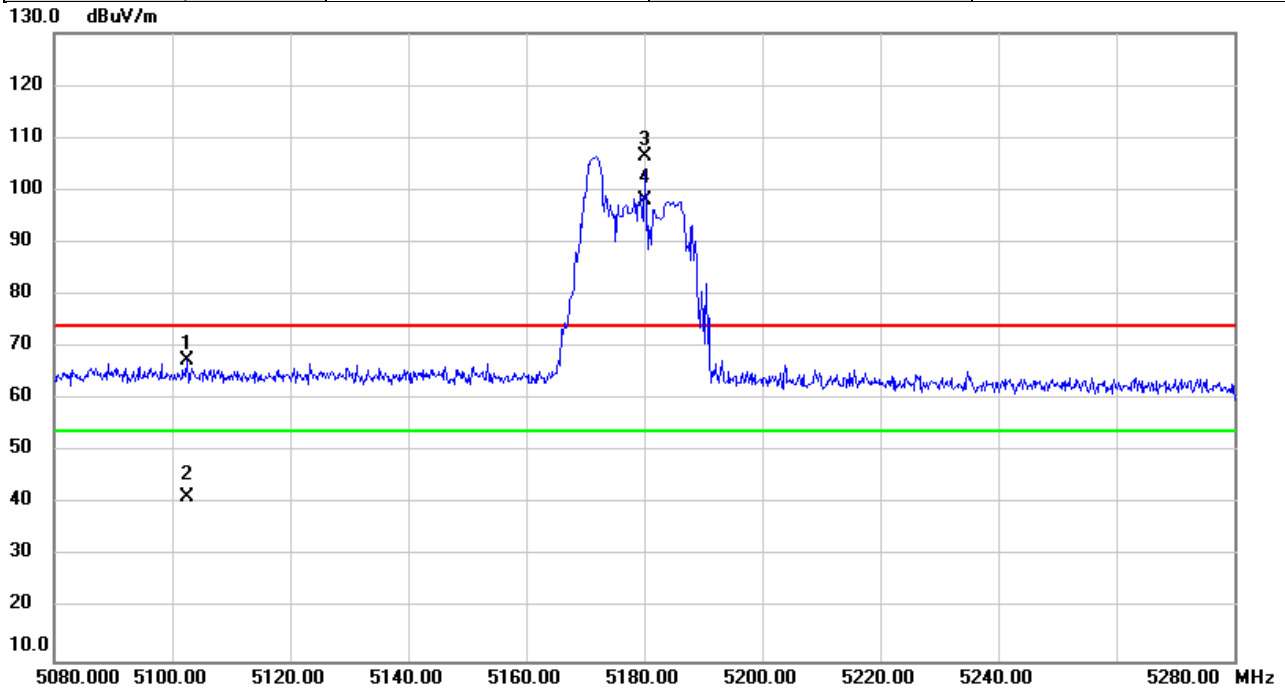
No.	Mk.	Freq.	Reading Level	Correct Factor	Measurement	Limit	Over	Detector	Comment
		MHz	dBuV	dB	dBuV/m	dBuV/m	dB		
1		5446.280	24.30	37.56	61.86	74.00	-12.14	peak	
2		5446.280	6.70	37.56	44.26	54.00	-9.74	AVG	
3		5466.240	23.11	37.58	60.69	68.20	-7.51	peak	
4	X	5570.000	58.64	37.76	96.40	74.00	22.40	peak	NoLimit
5	*	5570.000	47.74	37.76	85.50	54.00	31.50	AVG	NoLimit
6		5742.293	24.37	38.13	62.50	68.20	-5.70	peak	

REMARKS:

- (1) Measurement Value = Reading Level + Correct Factor.
- (2) Margin Level = Measurement Value - Limit Value.

RU Configuration:

Test Mode	IEEE802.11ax (HEW20)	Test Date	2021/3/26
Test Frequency	5180MHz	Polarization	Vertical
Temp	22°C	Hum.	67%

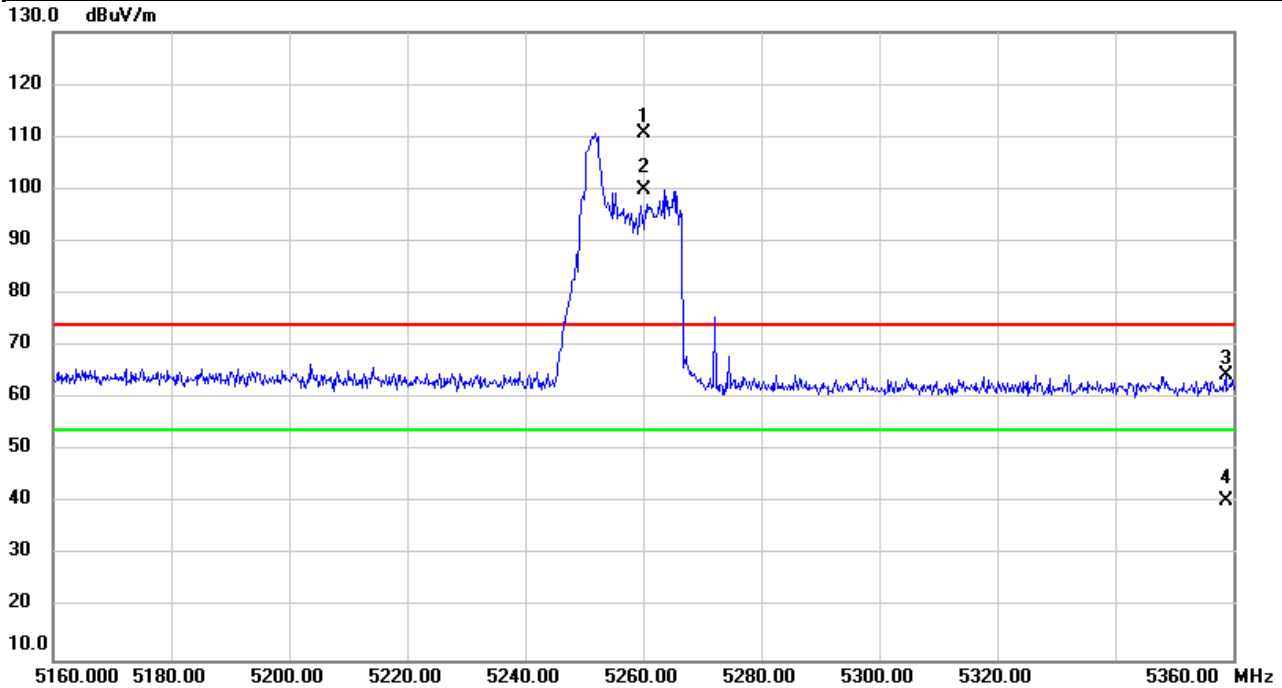


No.	Mk.	Freq.	Reading Level	Correct Factor	Measurement	Limit	Over	Detector	Comment
		MHz	dBuV	dB	dBuV/m	dBuV/m	dB		
1		5102.593	30.17	37.26	67.43	74.00	-6.57	peak	
2		5102.593	4.15	37.26	41.41	54.00	-12.59	AVG	
3	X	5180.000	69.21	37.33	106.54	74.00	32.54	peak	NoLimit
4	*	5180.000	60.75	37.33	98.08	54.00	44.08	AVG	NoLimit

REMARKS:

- (1) Measurement Value = Reading Level + Correct Factor.
- (2) Margin Level = Measurement Value - Limit Value.

Test Mode	IEEE802.11ax (HEW20)	Test Date	2021/3/26
Test Frequency	5260MHz	Polarization	Vertical
Temp	22°C	Hum.	67%

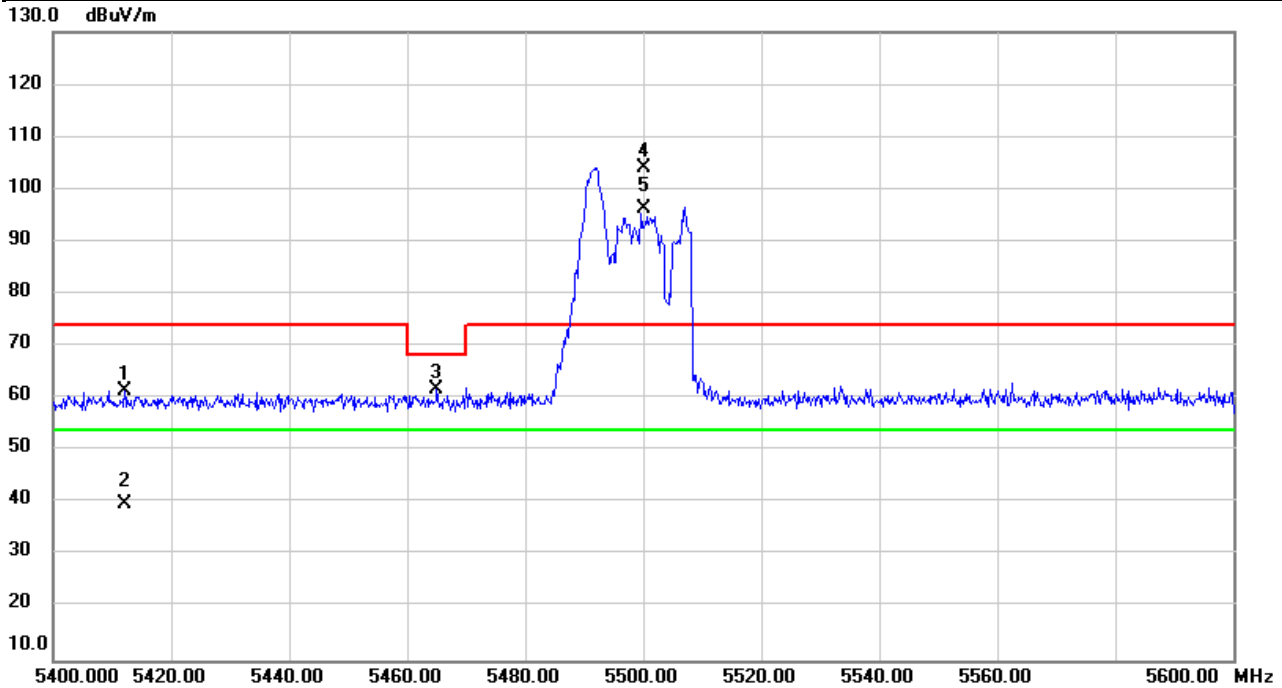


No.	Mk.	Freq.	Reading Level	Correct Factor	Measurement	Limit	Over	Detector	Comment
		MHz	dBuV	dB	dBuV/m	dBuV/m	dB		
1	X	5260.000	73.33	37.40	110.73	74.00	36.73	peak	NoLimit
2	*	5260.000	62.46	37.40	99.86	54.00	45.86	AVG	NoLimit
3		5358.767	26.90	37.49	64.39	74.00	-9.61	peak	
4		5358.767	2.85	37.49	40.34	54.00	-13.66	AVG	

REMARKS:

- (1) Measurement Value = Reading Level + Correct Factor.
- (2) Margin Level = Measurement Value - Limit Value.

Test Mode	IEEE802.11ax (HEW20)	Test Date	2021/3/26
Test Frequency	5500MHz	Polarization	Vertical
Temp	22°C	Hum.	67%

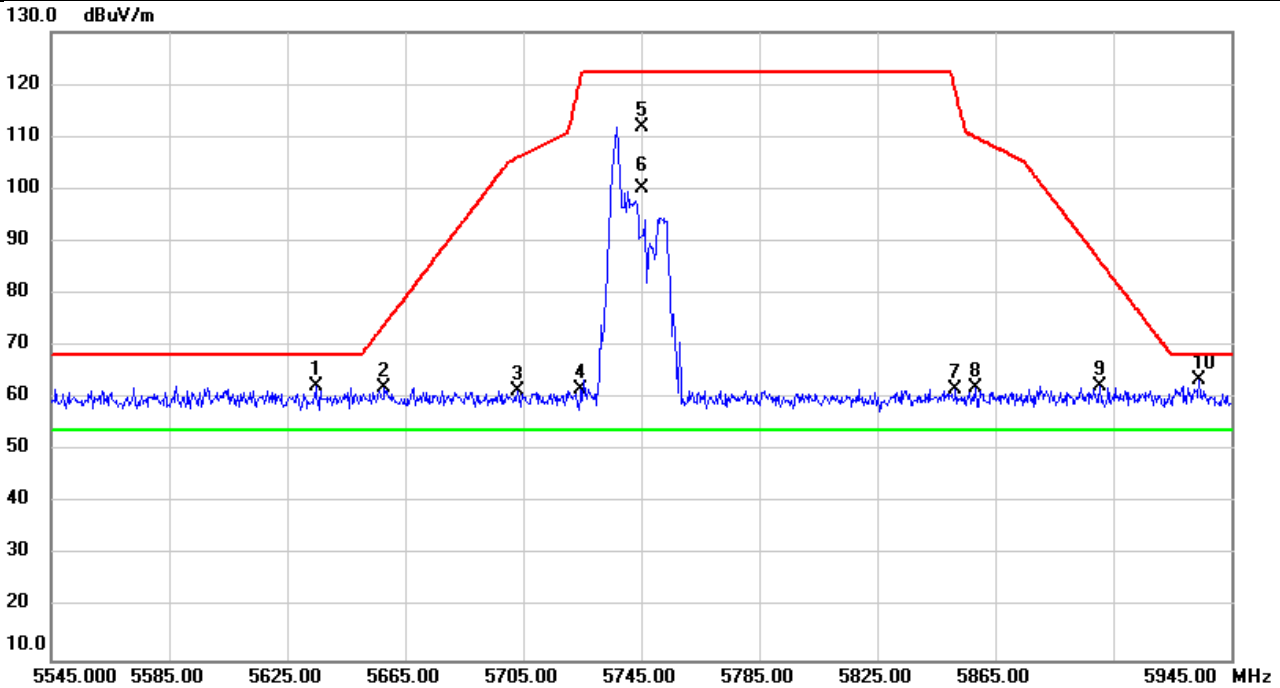


No.	Mk.	Freq.	Reading Level	Correct Factor	Measurement	Limit	Over	Detector	Comment
		MHz	dBuV	dB	dBuV/m	dBuV/m	dB		
1		5412.033	23.94	37.54	61.48	74.00	-12.52	peak	
2		5412.033	2.16	37.54	39.70	54.00	-14.30	AVG	
3		5465.040	24.14	37.58	61.72	68.20	-6.48	peak	
4	X	5500.000	66.56	37.61	104.17	74.00	30.17	peak	NoLimit
5	*	5500.000	58.78	37.61	96.39	54.00	42.39	AVG	NoLimit

REMARKS:

- (1) Measurement Value = Reading Level + Correct Factor.
- (2) Margin Level = Measurement Value - Limit Value.

Test Mode	IEEE802.11ax (HEW20)	Test Date	2021/3/26
Test Frequency	5745MHz	Polarization	Vertical
Temp	22°C	Hum.	67%

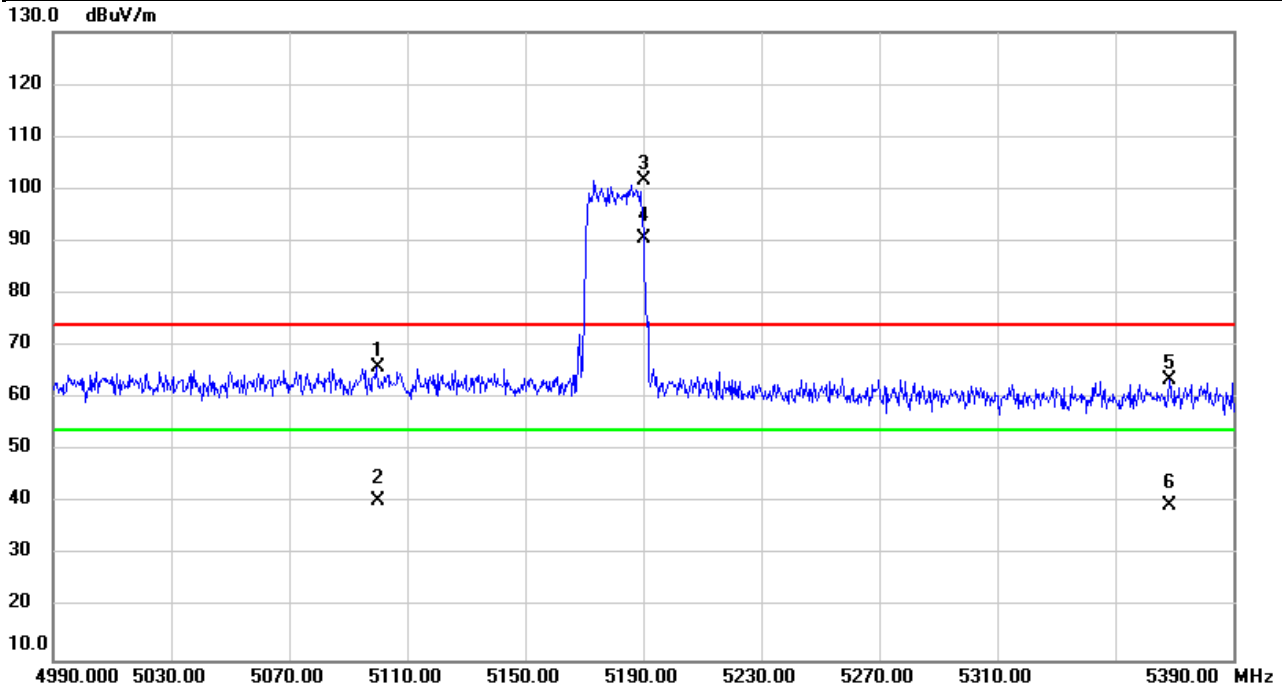


No.	Mk.	Freq.	Reading Level	Correct Factor	Measurement	Limit	Over	Detector	Comment
		MHz	dBuV	dB	dBuV/m	dBuV/m	dB		
1		5634.653	24.43	37.90	62.33	68.20	-5.87	peak	
2		5658.027	24.14	37.95	62.09	74.16	-12.07	peak	
3		5703.240	23.32	38.04	61.36	106.11	-44.75	peak	
4		5724.693	23.54	38.09	61.63	121.50	-59.87	peak	
5		5745.000	73.73	38.13	111.86	122.20	-10.34	peak	NoLimit
6	*	5745.000	62.08	38.13	100.21	54.00	46.21	AVG	NoLimit
7		5851.440	23.30	38.36	61.66	118.92	-57.26	peak	
8		5858.507	23.74	38.38	62.12	109.82	-47.70	peak	
9		5900.587	23.95	38.47	62.42	86.23	-23.81	peak	
10		5933.960	25.08	38.54	63.62	68.20	-4.58	peak	

REMARKS:

- (1) Measurement Value = Reading Level + Correct Factor.
- (2) Margin Level = Measurement Value - Limit Value.

Test Mode	IEEE802.11ax (HEW40)	Test Date	2021/3/26
Test Frequency	5190MHz	Polarization	Vertical
Temp	22°C	Hum.	67%

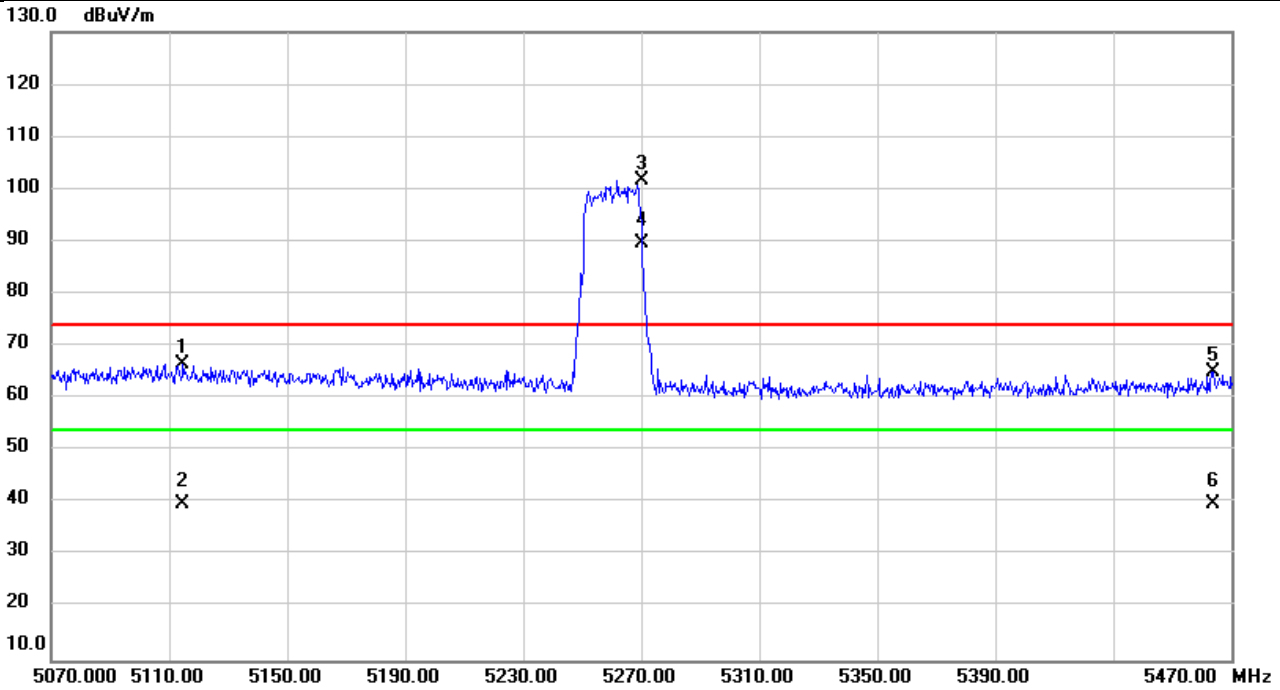


No.	Mk.	Freq.	Reading Level	Correct Factor	Measure-ment	Limit	Over	Detector	Comment
		MHz	dBuV	dB	dBuV/m	dBuV/m	dB		
1		5099.867	28.80	37.26	66.06	74.00	-7.94	peak	
2		5099.867	3.12	37.26	40.38	54.00	-13.62	AVG	
3	X	5190.000	64.34	37.33	101.67	74.00	27.67	peak	NoLimit
4	*	5190.000	53.15	37.33	90.48	54.00	36.48	AVG	NoLimit
5		5368.347	25.99	37.49	63.48	74.00	-10.52	peak	
6		5368.347	2.05	37.49	39.54	54.00	-14.46	AVG	

REMARKS:

- (1) Measurement Value = Reading Level + Correct Factor.
- (2) Margin Level = Measurement Value - Limit Value.

Test Mode	IEEE802.11ax (HEW40)	Test Date	2021/3/26
Test Frequency	5270MHz	Polarization	Vertical
Temp	22°C	Hum.	67%

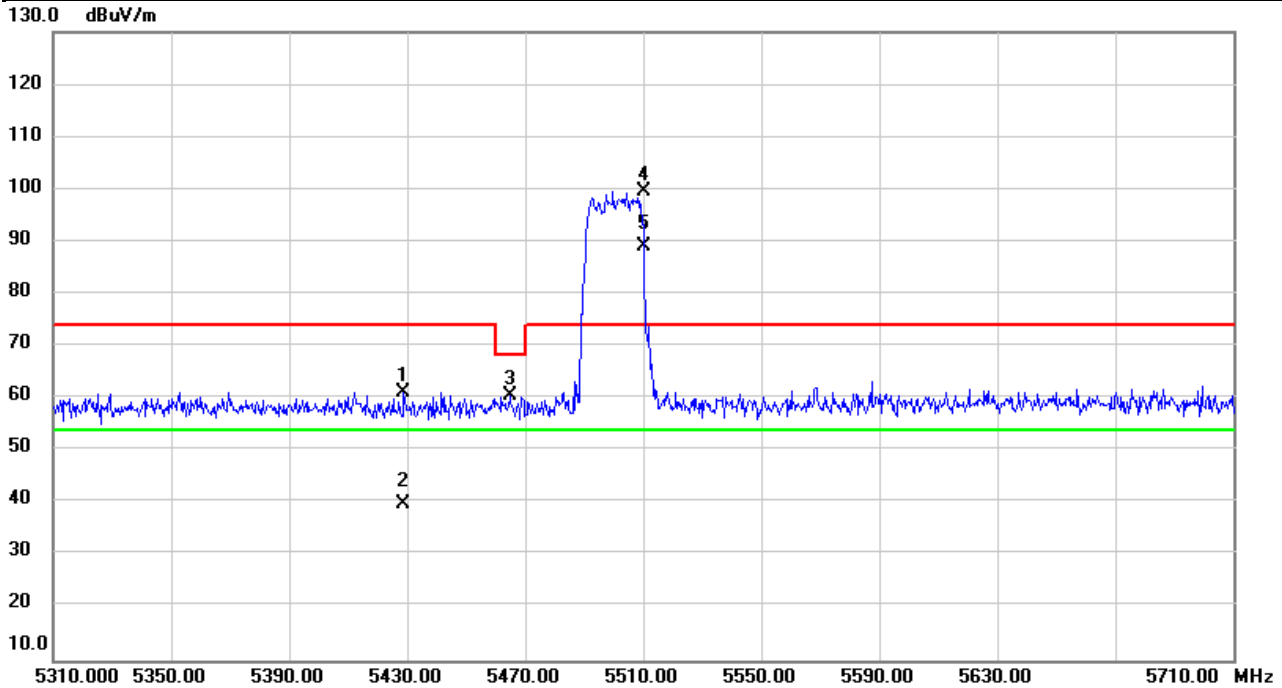


No.	Mk.	Freq.	Reading Level	Correct Factor	Measurement	Limit	Over	Detector	Comment
		MHz	dBuV	dB	dBuV/m	dBuV/m	dB		
1		5114.560	29.30	37.27	66.57	74.00	-7.43	peak	
2		5114.560	2.43	37.27	39.70	54.00	-14.30	AVG	
3	X	5270.000	64.21	37.41	101.62	74.00	27.62	peak	NoLimit
4	*	5270.000	52.24	37.41	89.65	54.00	35.65	AVG	NoLimit
5		5463.600	27.61	37.58	65.19	74.00	-8.81	peak	
6		5463.600	2.42	37.58	40.00	54.00	-14.00	AVG	

REMARKS:

- (1) Measurement Value = Reading Level + Correct Factor.
- (2) Margin Level = Measurement Value - Limit Value.

Test Mode	IEEE802.11ax (HEW40)	Test Date	2021/3/26
Test Frequency	5510MHz	Polarization	Vertical
Temp	22°C	Hum.	67%

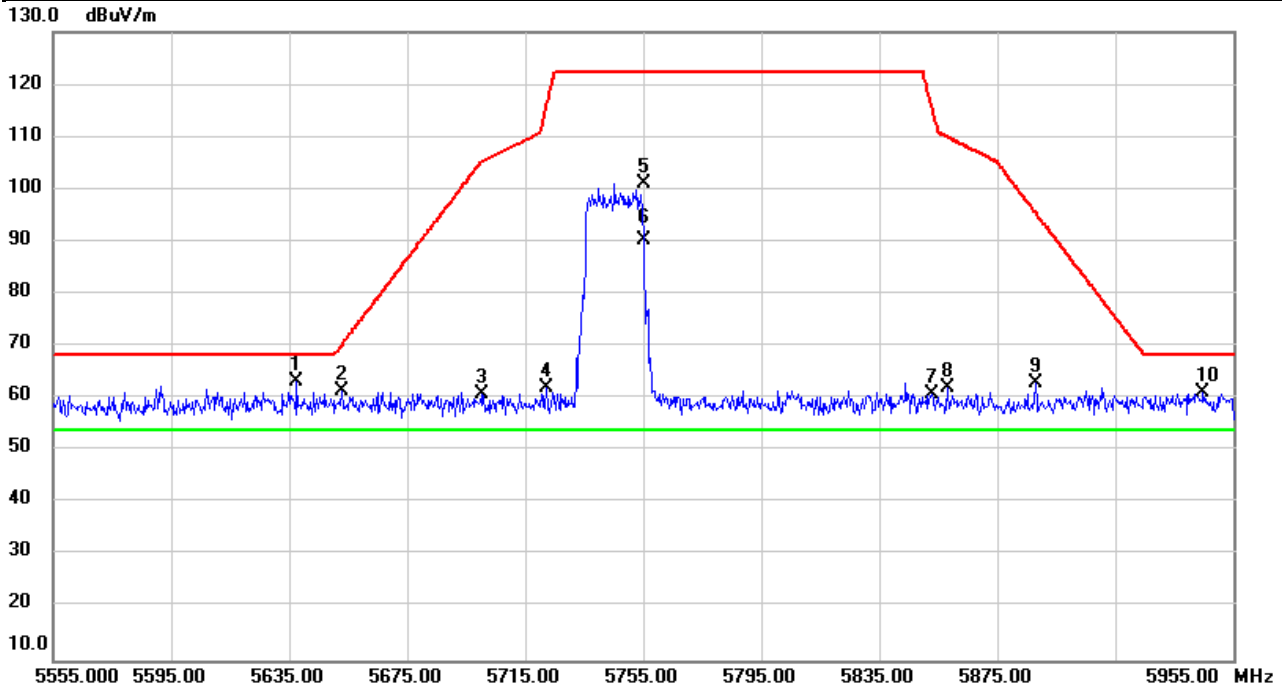


No.	Mk.	Freq.	Reading Level	Correct Factor	Measurement	Limit	Over	Detector	Comment
		MHz	dBuV	dB	dBuV/m	dBuV/m	dB		
1		5428.893	23.71	37.55	61.26	74.00	-12.74	peak	
2		5428.893	2.29	37.55	39.84	54.00	-14.16	AVG	
3		5464.747	22.86	37.58	60.44	68.20	-7.76	peak	
4	X	5510.000	62.05	37.63	99.68	74.00	25.68	peak	NoLimit
5	*	5510.000	51.28	37.63	88.91	54.00	34.91	AVG	NoLimit

REMARKS:

- (1) Measurement Value = Reading Level + Correct Factor.
- (2) Margin Level = Measurement Value - Limit Value.

Test Mode	IEEE802.11ax (HEW40)	Test Date	2021/3/26
Test Frequency	5755MHz	Polarization	Vertical
Temp	22°C	Hum.	67%

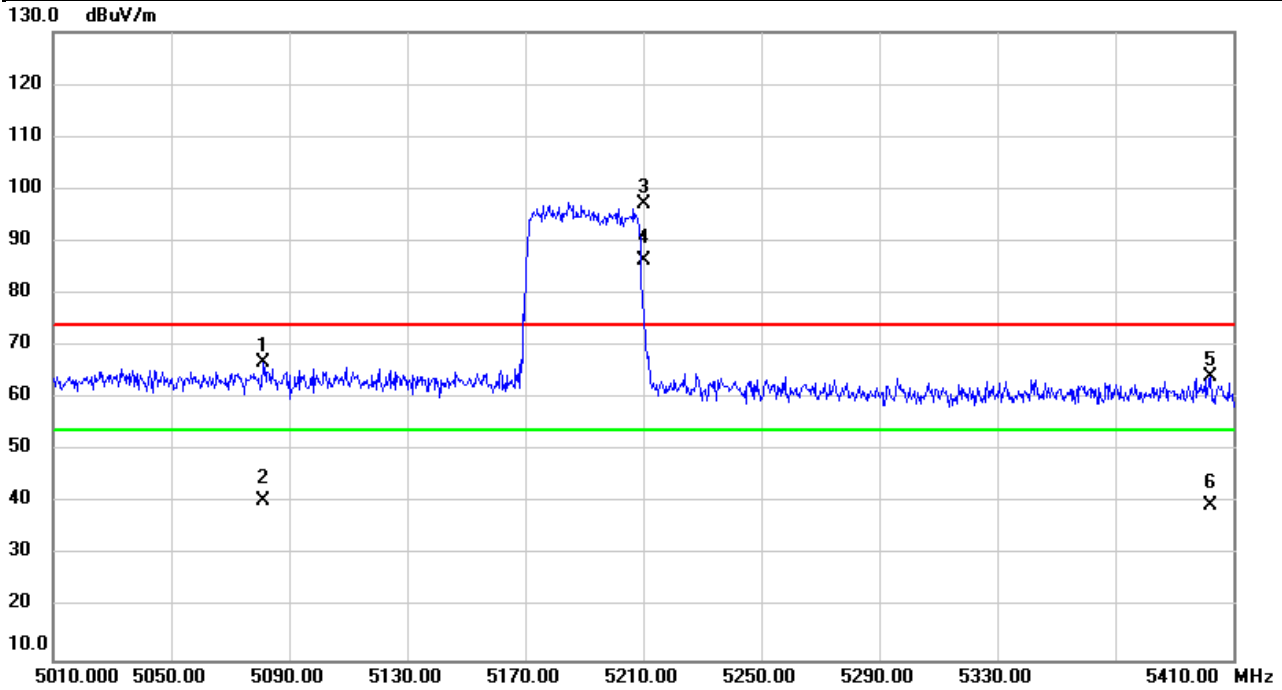


No.	Mk.	Freq.	Reading Level	Correct Factor	Measurement	Limit	Over	Detector	Comment
		MHz	dBuV	dB	dBuV/m	dBuV/m	dB		
1		5637.587	25.30	37.91	63.21	68.20	-4.99	peak	
2		5652.707	23.50	37.93	61.43	70.21	-8.78	peak	
3		5700.147	22.89	38.04	60.93	105.24	-44.31	peak	
4		5722.440	23.94	38.09	62.03	116.36	-54.33	peak	
5		5755.000	62.79	38.16	100.95	122.20	-21.25	peak	NoLimit
6	*	5755.000	51.99	38.16	90.15	54.00	36.15	AVG	NoLimit
7		5852.813	22.62	38.36	60.98	115.79	-54.81	peak	
8		5858.000	23.56	38.38	61.94	109.96	-48.02	peak	
9		5887.933	24.60	38.44	63.04	95.60	-32.56	peak	
10		5944.627	22.48	38.56	61.04	68.20	-7.16	peak	

REMARKS:

- (1) Measurement Value = Reading Level + Correct Factor.
- (2) Margin Level = Measurement Value - Limit Value.

Test Mode	IEEE802.11ax (HEW80)	Test Date	2021/3/26
Test Frequency	5210MHz	Polarization	Vertical
Temp	22°C	Hum.	67%

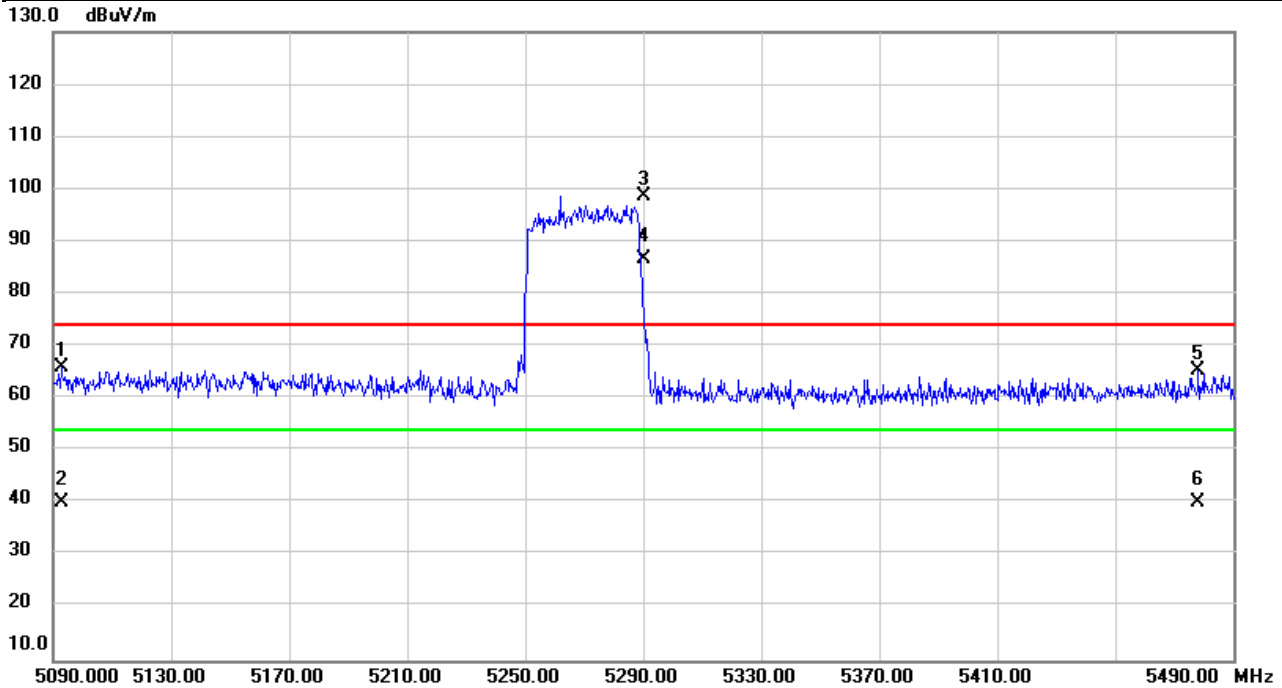


No.	Mk.	Freq.	Reading Level	Correct Factor	Measurement	Limit	Over	Detector	Comment
		MHz	dBuV	dB	dBuV/m	dBuV/m	dB		
1		5081.360	29.54	37.24	66.78	74.00	-7.22	peak	
2		5081.360	3.27	37.24	40.51	54.00	-13.49	AVG	
3	X	5210.000	59.94	37.36	97.30	74.00	23.30	peak	NoLimit
4	*	5210.000	48.99	37.36	86.35	54.00	32.35	AVG	NoLimit
5		5402.013	26.49	37.52	64.01	74.00	-9.99	peak	
6		5402.013	1.92	37.52	39.44	54.00	-14.56	AVG	

REMARKS:

- (1) Measurement Value = Reading Level + Correct Factor.
- (2) Margin Level = Measurement Value - Limit Value.

Test Mode	IEEE802.11ax (HEW80)	Test Date	2021/3/26
Test Frequency	5290MHz	Polarization	Vertical
Temp	22°C	Hum.	67%

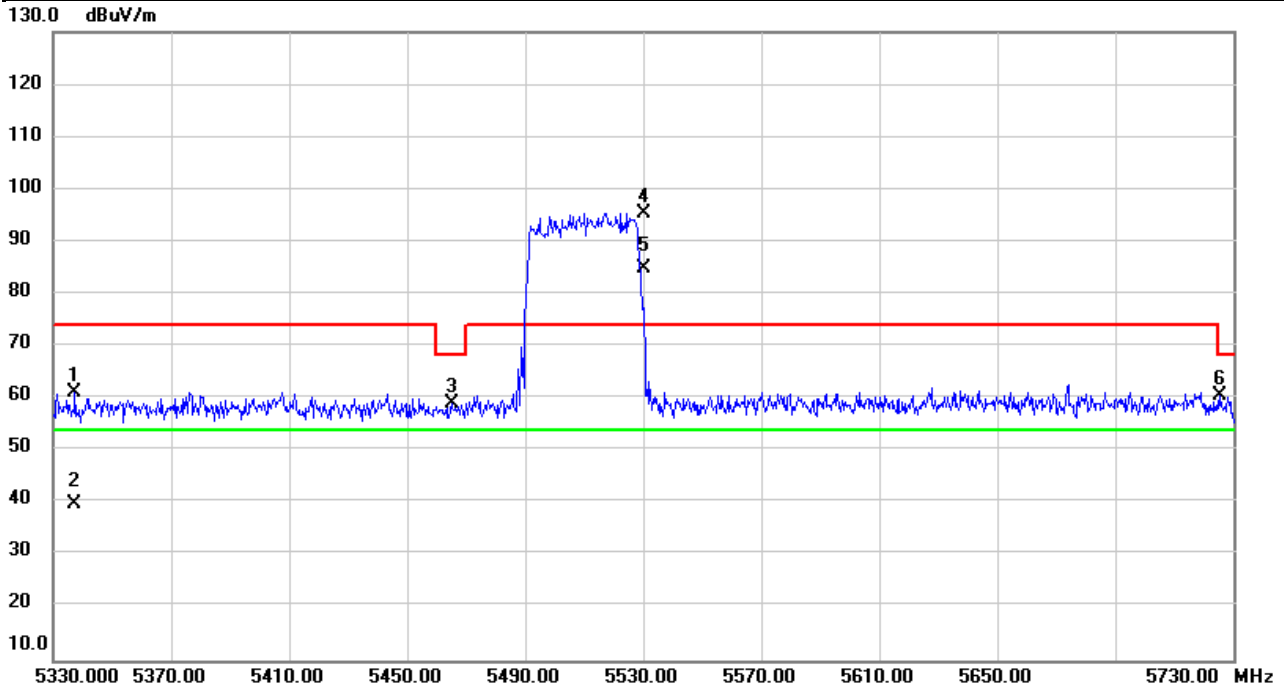


No.	Mk.	Freq.	Reading Level	Correct Factor	Measurement	Limit	Over	Detector	Comment
		MHz	dBuV	dB	dBuV/m	dBuV/m	dB		
1		5092.707	28.76	37.26	66.02	74.00	-7.98	peak	
2		5092.707	2.77	37.26	40.03	54.00	-13.97	AVG	
3	X	5290.000	61.37	37.42	98.79	74.00	24.79	peak	NoLimit
4	*	5290.000	49.25	37.42	86.67	54.00	32.67	AVG	NoLimit
5		5478.093	27.61	37.59	65.20	74.00	-8.80	peak	
6		5478.093	2.48	37.59	40.07	54.00	-13.93	AVG	

REMARKS:

- (1) Measurement Value = Reading Level + Correct Factor.
- (2) Margin Level = Measurement Value - Limit Value.

Test Mode	IEEE802.11ax (HEW80)	Test Date	2021/3/26
Test Frequency	5530MHz	Polarization	Vertical
Temp	22°C	Hum.	67%

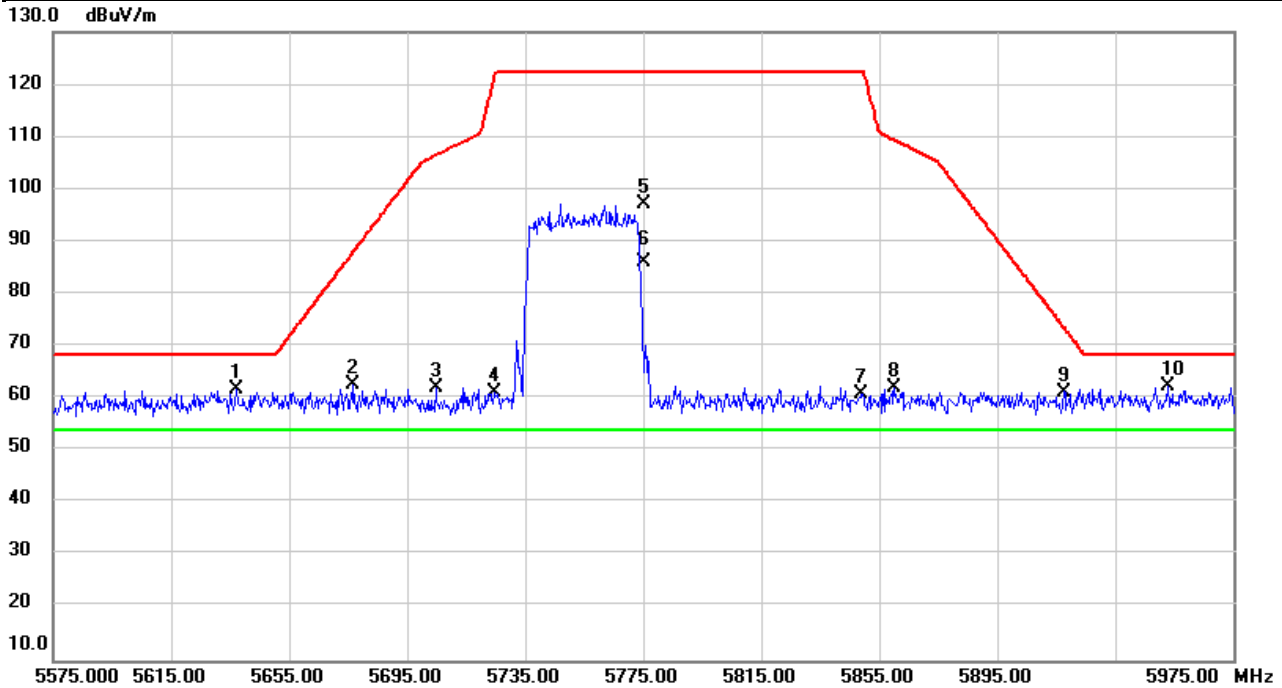


No.	Mk.	Freq.	Reading Level	Correct Factor	Measurement	Limit	Over	Detector	Comment
		MHz	dBuV	dB	dBuV/m	dBuV/m	dB		
1		5337.427	23.77	37.46	61.23	74.00	-12.77	peak	
2		5337.427	2.43	37.46	39.89	54.00	-14.11	AVG	
3		5465.080	21.34	37.58	58.92	68.20	-9.28	peak	
4	X	5530.000	57.81	37.68	95.49	74.00	21.49	peak	NoLimit
5	*	5530.000	47.18	37.68	84.86	54.00	30.86	AVG	NoLimit
6		5725.653	22.38	38.09	60.47	68.20	-7.73	peak	

REMARKS:

- (1) Measurement Value = Reading Level + Correct Factor.
- (2) Margin Level = Measurement Value - Limit Value.

Test Mode	IEEE802.11ax (HEW80)	Test Date	2021/3/26
Test Frequency	5775MHz	Polarization	Vertical
Temp	22°C	Hum.	67%

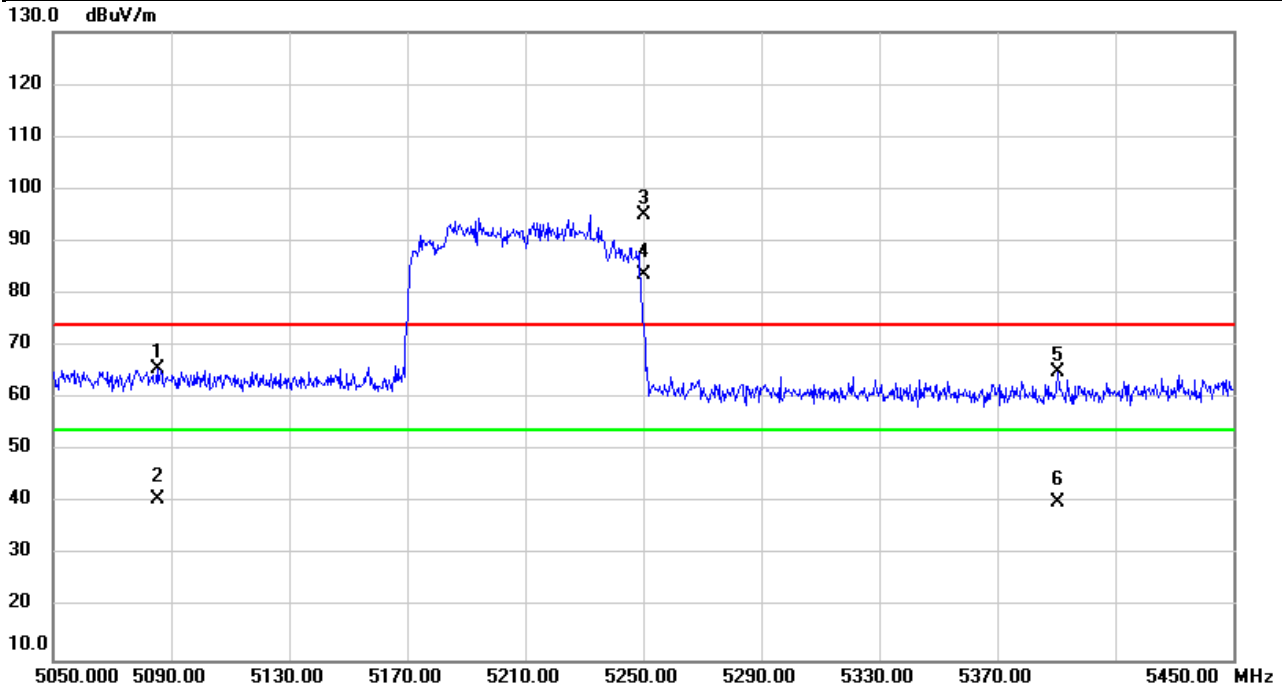


No.	Mk.	Freq.	Reading Level	Correct Factor	Measurement	Limit	Over	Detector	Comment
		MHz	dBuV	dB	dBuV/m	dBuV/m	dB		
1		5637.307	23.99	37.90	61.89	68.20	-6.31	peak	
2		5676.840	24.58	37.99	62.57	88.10	-25.53	peak	
3		5704.920	24.08	38.05	62.13	106.58	-44.45	peak	
4		5724.853	23.02	38.09	61.11	121.86	-60.75	peak	
5		5775.000	58.99	38.20	97.19	122.20	-25.01	peak	NoLimit
6	*	5775.000	47.73	38.20	85.93	54.00	31.93	AVG	NoLimit
7		5849.067	22.47	38.36	60.83	122.20	-61.37	peak	
8		5860.013	23.59	38.38	61.97	109.39	-47.42	peak	
9		5917.787	22.80	38.50	61.30	73.52	-12.22	peak	
10		5952.667	23.85	38.58	62.43	68.20	-5.77	peak	

REMARKS:

- (1) Measurement Value = Reading Level + Correct Factor.
- (2) Margin Level = Measurement Value - Limit Value.

Test Mode	IEEE802.11ax (HEW160)	Test Date	2021/3/26
Test Frequency	5250MHz	Polarization	Vertical
Temp	22°C	Hum.	67%

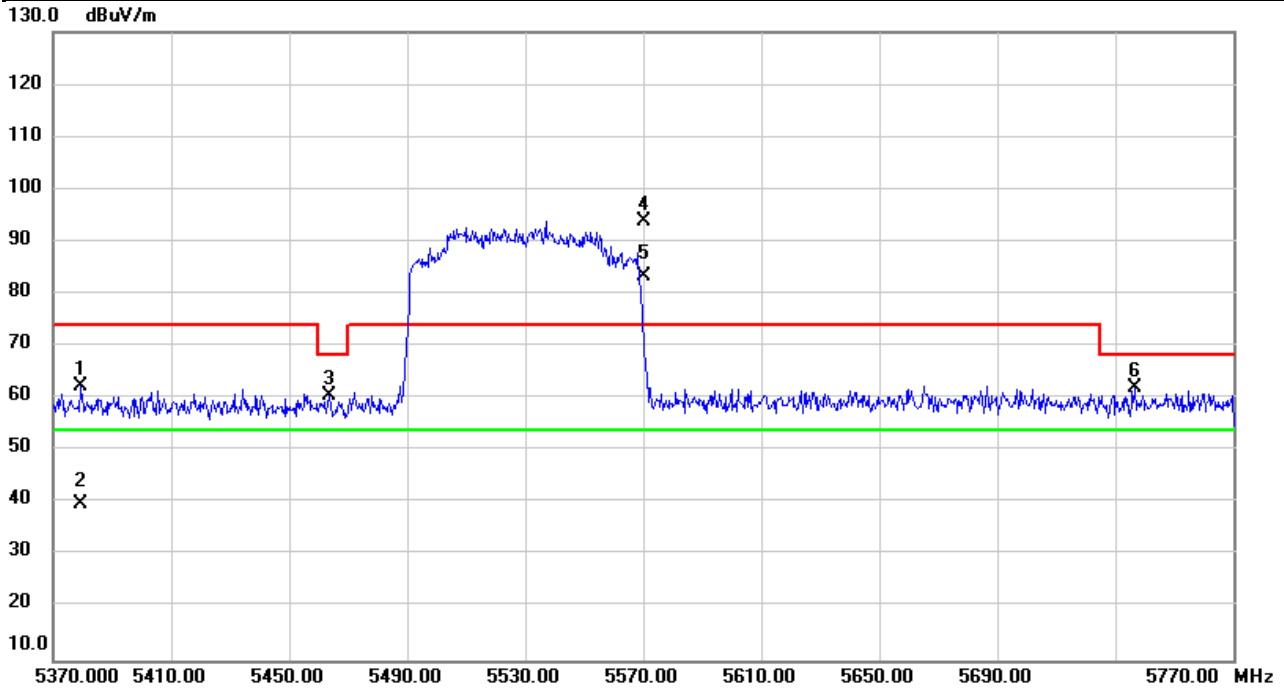


No.	Mk.	Freq.	Reading Level	Correct Factor	Measurement	Limit	Over	Detector	Comment
		MHz	dBuV	dB	dBuV/m	dBuV/m	dB		
1		5085.467	28.41	37.24	65.65	74.00	-8.35	peak	
2		5085.467	3.43	37.24	40.67	54.00	-13.33	AVG	
3	X	5250.000	57.77	37.39	95.16	74.00	21.16	peak	NoLimit
4	*	5250.000	46.25	37.39	83.64	54.00	29.64	AVG	NoLimit
5		5390.640	27.45	37.51	64.96	74.00	-9.04	peak	
6		5390.640	2.53	37.51	40.04	54.00	-13.96	AVG	

REMARKS:

- (1) Measurement Value = Reading Level + Correct Factor.
- (2) Margin Level = Measurement Value - Limit Value.

Test Mode	IEEE802.11ax (HEW160)	Test Date	2021/3/26
Test Frequency	5570MHz	Polarization	Vertical
Temp	22°C	Hum.	67%

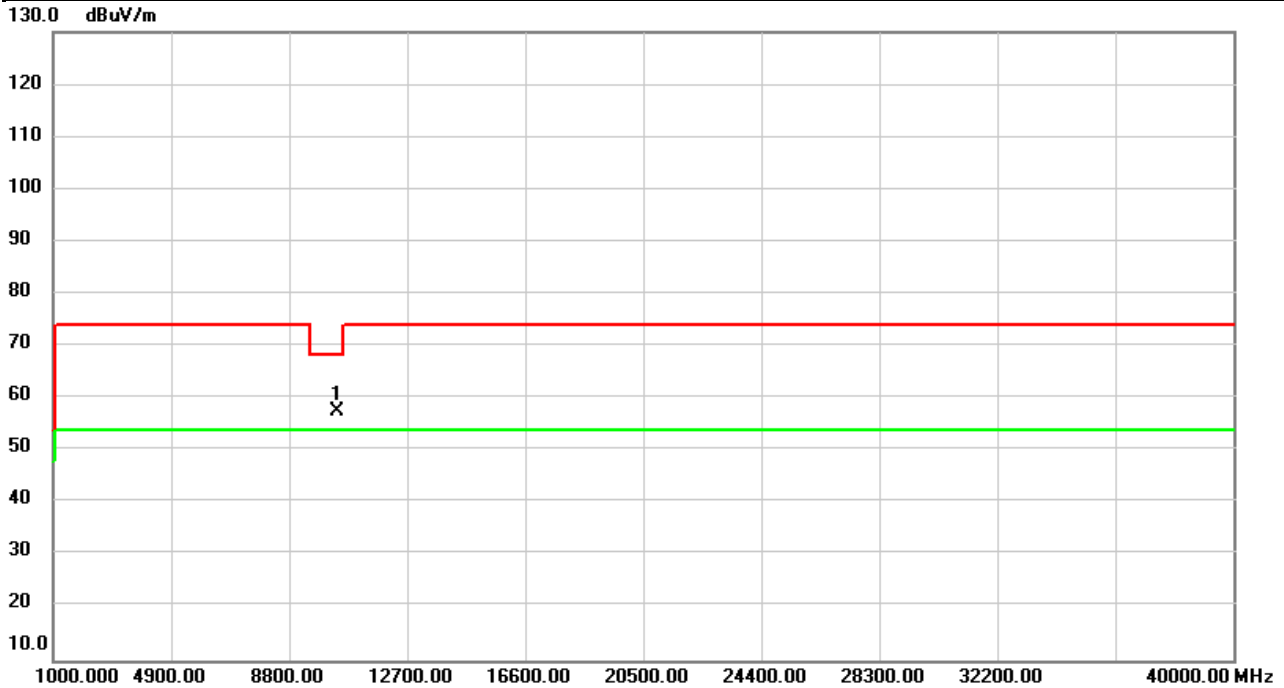


No.	Mk.	Freq.	Reading Level	Correct Factor	Measurement	Limit	Over	Detector	Comment
		MHz	dBuV	dB	dBuV/m	dBuV/m	dB		
1		5379.213	24.77	37.51	62.28	74.00	-11.72	peak	
2		5379.213	2.36	37.51	39.87	54.00	-14.13	AVG	
3		5463.640	22.97	37.58	60.55	68.20	-7.65	peak	
4	X	5570.000	55.99	37.76	93.75	74.00	19.75	peak	NoLimit
5	*	5570.000	45.49	37.76	83.25	54.00	29.25	AVG	NoLimit
6		5736.787	24.07	38.11	62.18	68.20	-6.02	peak	

REMARKS:

- (1) Measurement Value = Reading Level + Correct Factor.
- (2) Margin Level = Measurement Value - Limit Value.

Test Mode	IEEE802.11a	Test Date	2021/3/28
Test Frequency	5180MHz	Polarization	Vertical
Temp	22°C	Hum.	67%

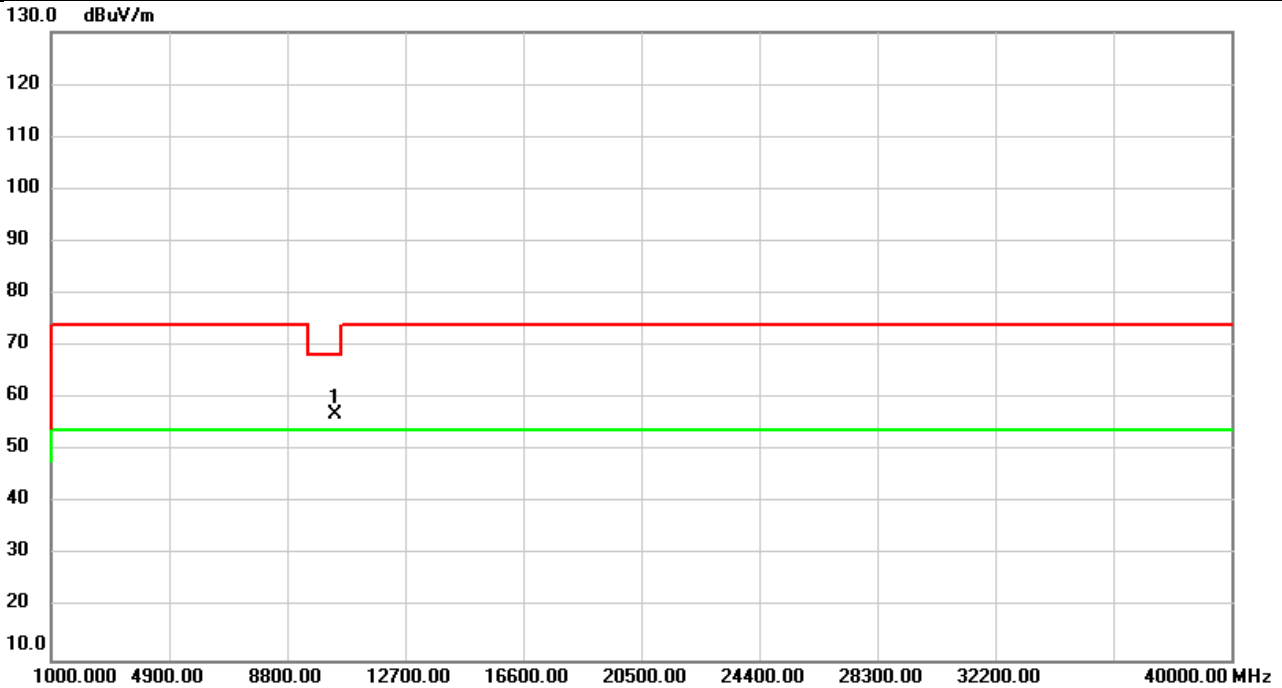


No.	Mk.	Freq.	Reading Level	Correct Factor	Measurement	Limit	Over	Detector	Comment
		MHz	dBuV	dB	dBuV/m	dBuV/m	dB		
1	*	10360.00	52.73	4.85	57.58	68.20	-10.62	peak	

REMARKS:

- (1) Measurement Value = Reading Level + Correct Factor.
- (2) Margin Level = Measurement Value - Limit Value.

Test Mode	IEEE802.11a	Test Date	2021/3/28
Test Frequency	5180MHz	Polarization	Horizontal
Temp	22°C	Hum.	67%

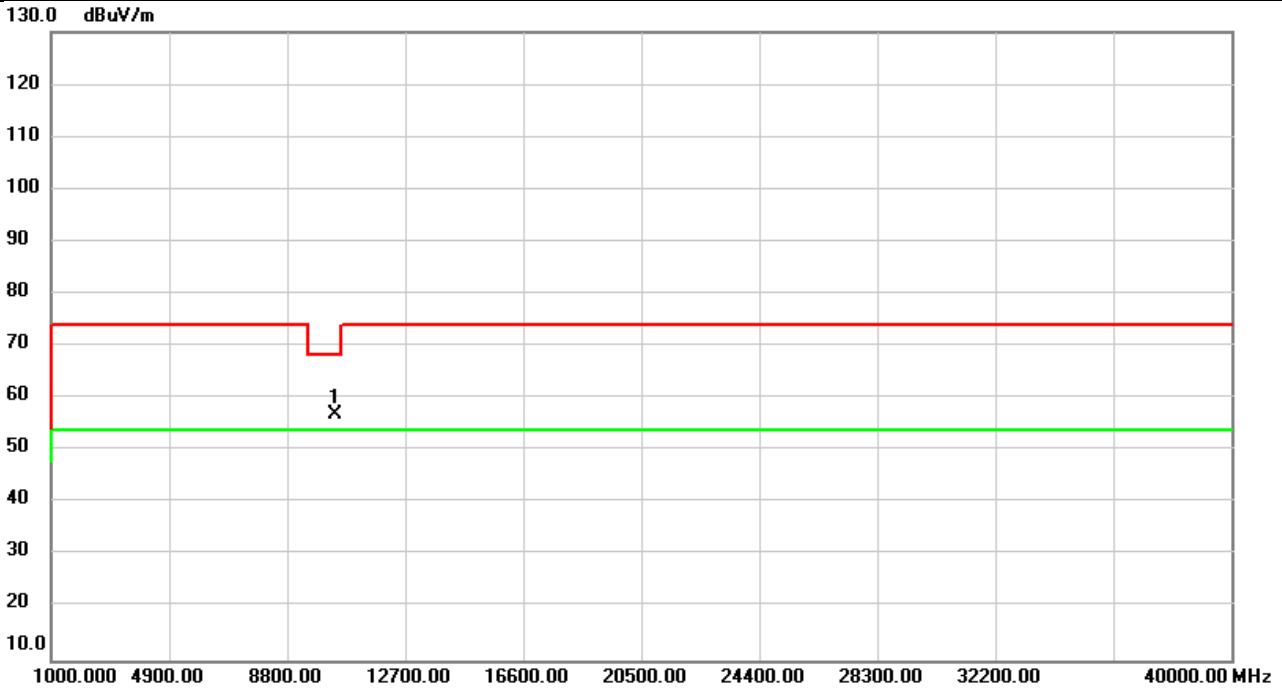


No.	Mk.	Freq.	Reading Level	Correct Factor	Measurement	Limit	Over	Detector	Comment
		MHz	dBuV	dB	dBuV/m	dBuV/m	dB		
1	*	10360.00	52.24	4.85	57.09	68.20	-11.11	peak	

REMARKS:

- (1) Measurement Value = Reading Level + Correct Factor.
- (2) Margin Level = Measurement Value - Limit Value.

Test Mode	IEEE802.11a	Test Date	2021/3/28
Test Frequency	5200MHz	Polarization	Vertical
Temp	22°C	Hum.	67%

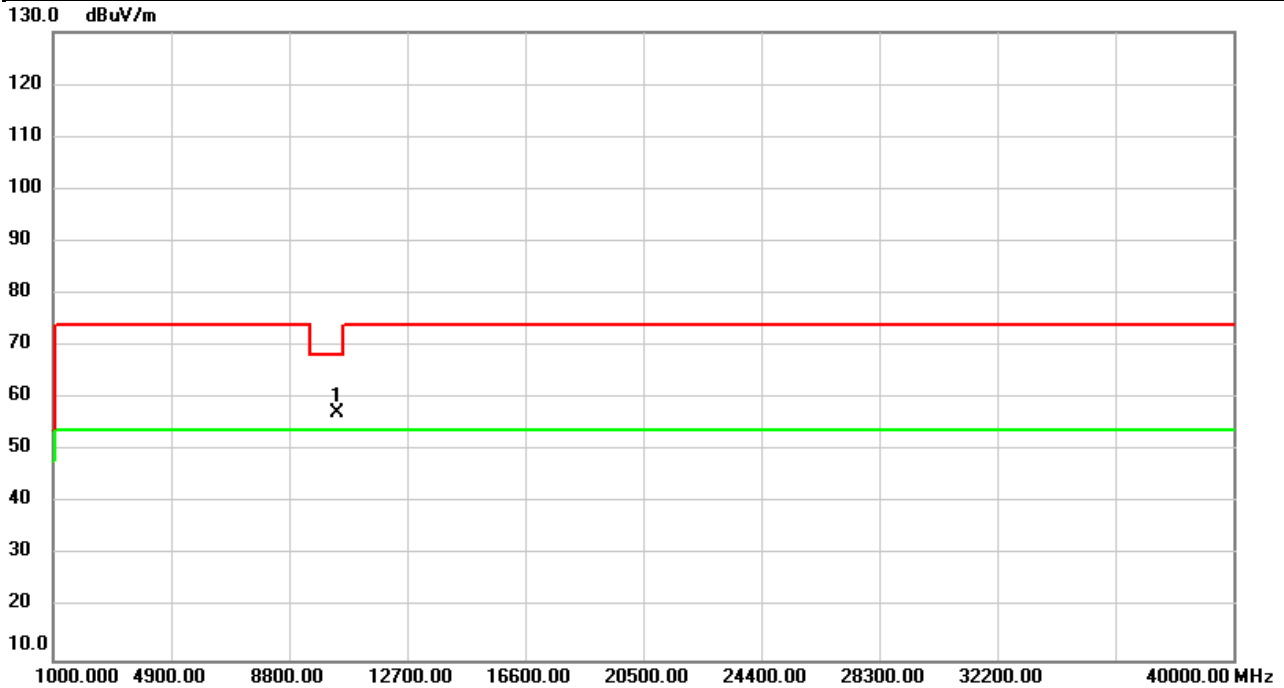


No.	Mk.	Freq.	Reading Level	Correct Factor	Measurement	Limit	Over	Detector	Comment
		MHz	dBuV	dB	dBuV/m	dBuV/m	dB		
1	*	10400.00	52.09	4.94	57.03	68.20	-11.17	peak	

REMARKS:

- (1) Measurement Value = Reading Level + Correct Factor.
- (2) Margin Level = Measurement Value - Limit Value.

Test Mode	IEEE802.11a	Test Date	2021/3/28
Test Frequency	5200MHz	Polarization	Horizontal
Temp	22°C	Hum.	67%

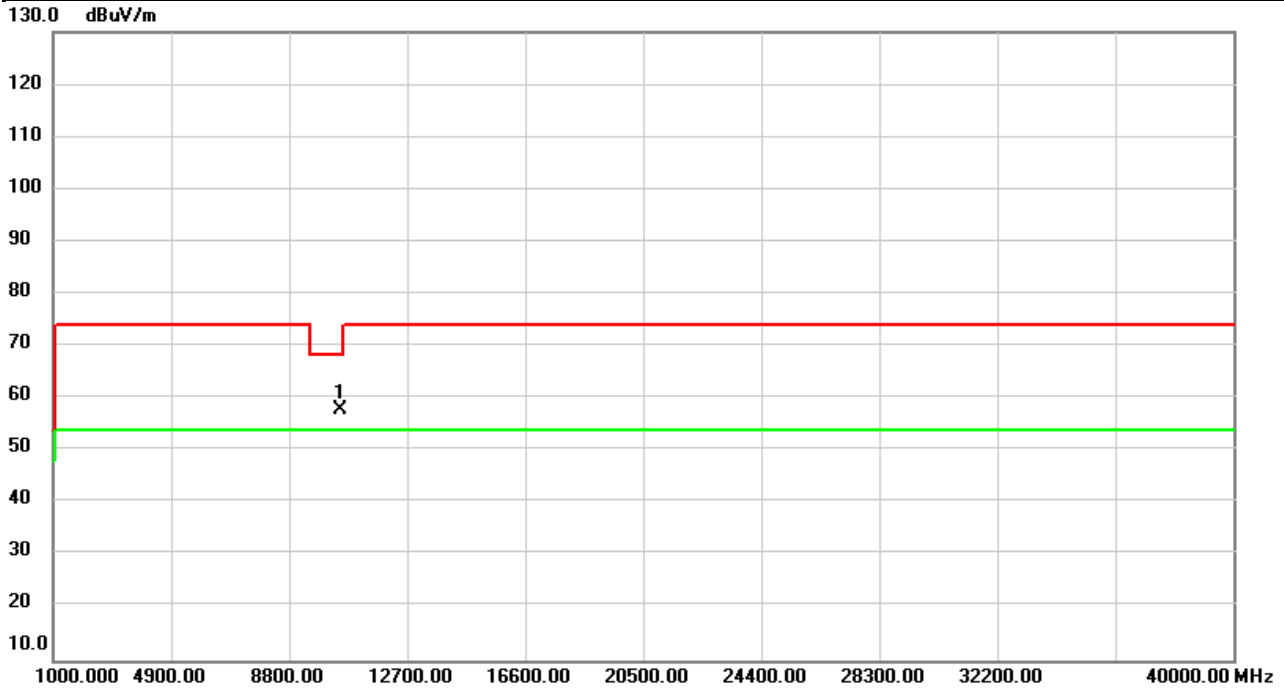


No.	Mk.	Freq.	Reading Level	Correct Factor	Measurement	Limit	Over	Detector	Comment
		MHz	dBuV	dB	dBuV/m	dBuV/m	dB		
1	*	10400.00	52.32	4.94	57.26	68.20	-10.94	peak	

REMARKS:

- (1) Measurement Value = Reading Level + Correct Factor.
- (2) Margin Level = Measurement Value - Limit Value.

Test Mode	IEEE802.11a	Test Date	2021/3/28
Test Frequency	5240MHz	Polarization	Vertical
Temp	22°C	Hum.	67%

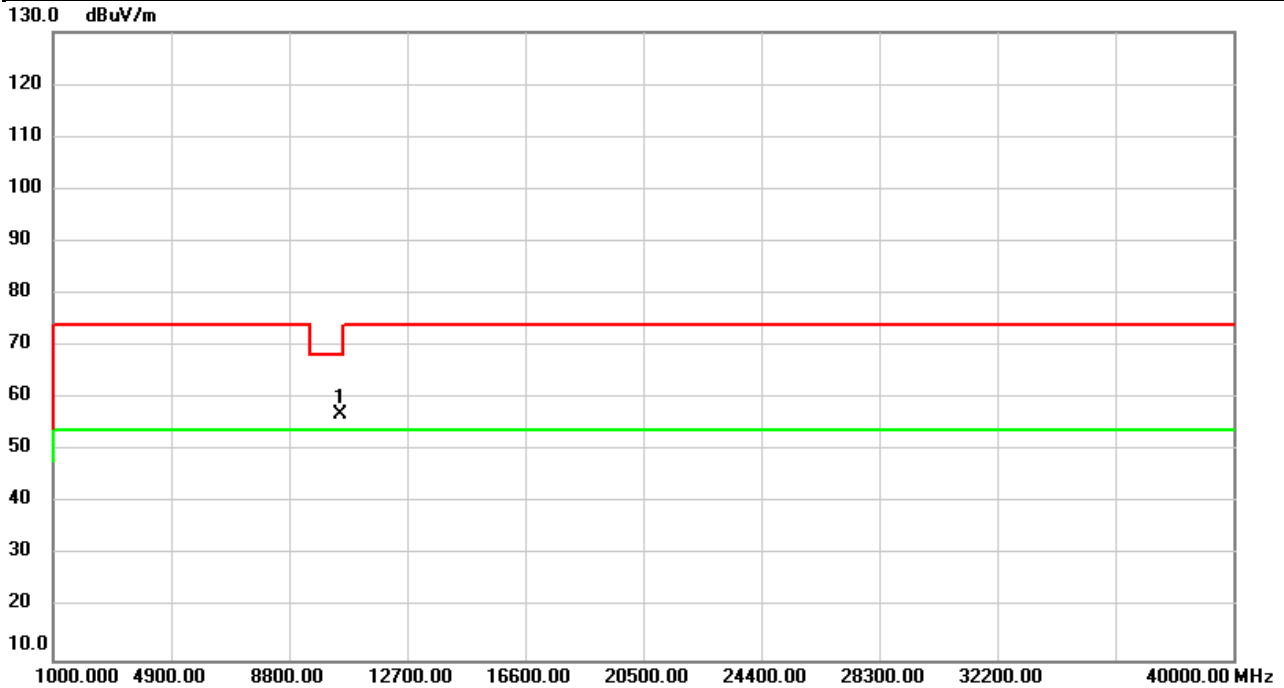


No.	Mk.	Freq.	Reading Level	Correct Factor	Measurement	Limit	Over	Detector	Comment
		MHz	dBuV	dB	dBuV/m	dBuV/m	dB		
1	*	10480.00	52.64	5.15	57.79	68.20	-10.41	peak	

REMARKS:

- (1) Measurement Value = Reading Level + Correct Factor.
- (2) Margin Level = Measurement Value - Limit Value.

Test Mode	IEEE802.11a	Test Date	2021/3/28
Test Frequency	5240MHz	Polarization	Horizontal
Temp	22°C	Hum.	67%

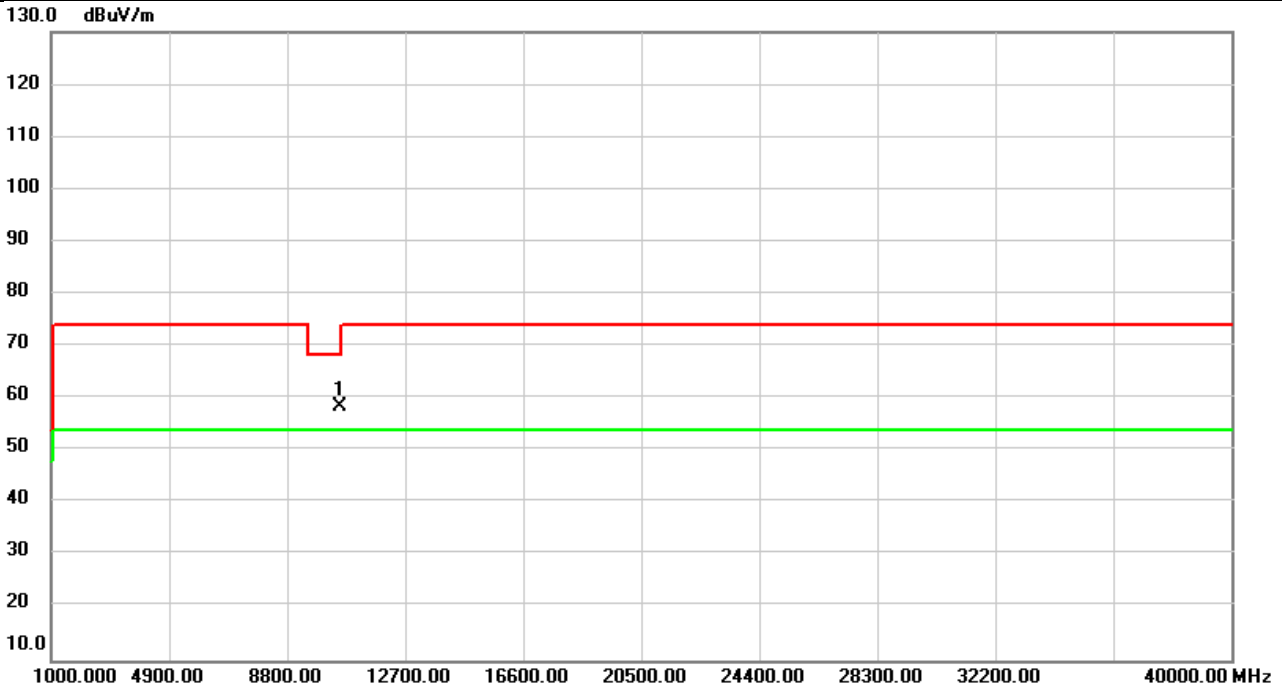


No.	Mk.	Freq.	Reading Level	Correct Factor	Measurement	Limit	Over	Detector	Comment
		MHz	dBuV	dB	dBuV/m	dBuV/m	dB		
1	*	10480.00	51.93	5.15	57.08	68.20	-11.12	peak	

REMARKS:

- (1) Measurement Value = Reading Level + Correct Factor.
- (2) Margin Level = Measurement Value - Limit Value.

Test Mode	IEEE802.11a	Test Date	2021/3/28
Test Frequency	5260MHz	Polarization	Vertical
Temp	22°C	Hum.	67%

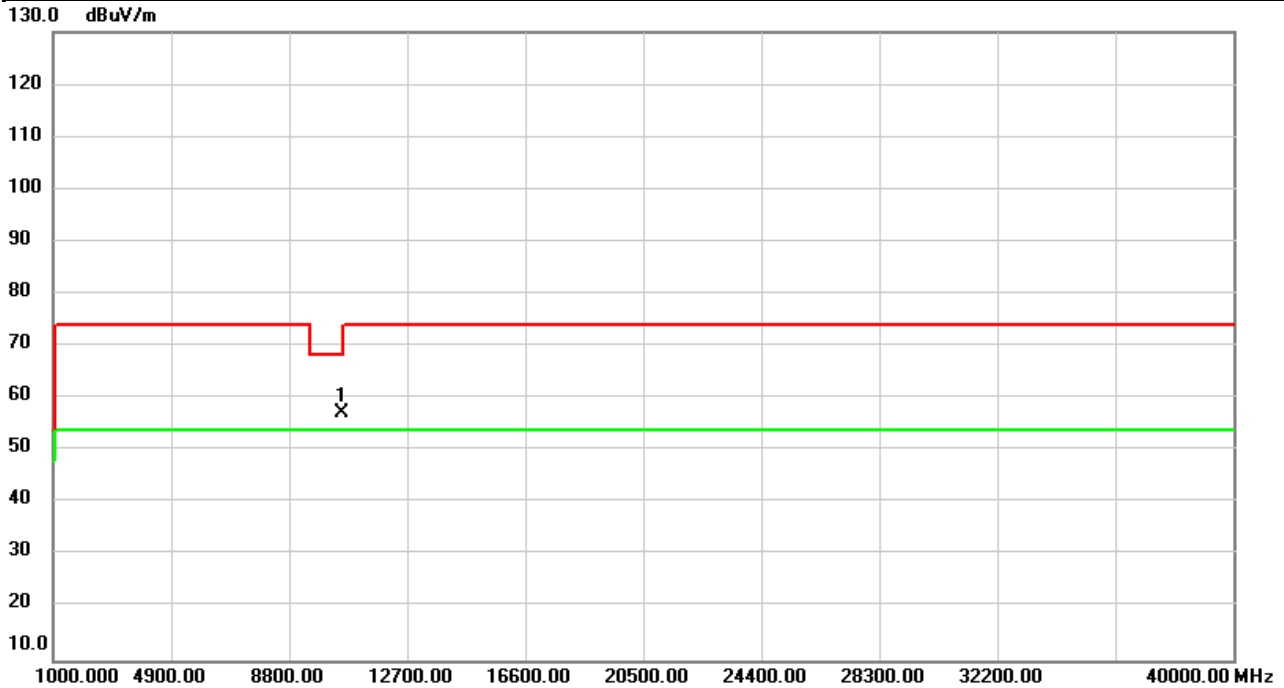


No.	Mk.	Freq.	Reading Level	Correct Factor	Measurement	Limit	Over	Detector	Comment
		MHz	dBuV	dB	dBuV/m	dBuV/m	dB		
1	*	10520.00	53.17	5.24	58.41	68.20	-9.79	peak	

REMARKS:

- (1) Measurement Value = Reading Level + Correct Factor.
- (2) Margin Level = Measurement Value - Limit Value.

Test Mode	IEEE802.11a	Test Date	2021/3/28
Test Frequency	5260MHz	Polarization	Horizontal
Temp	22°C	Hum.	67%

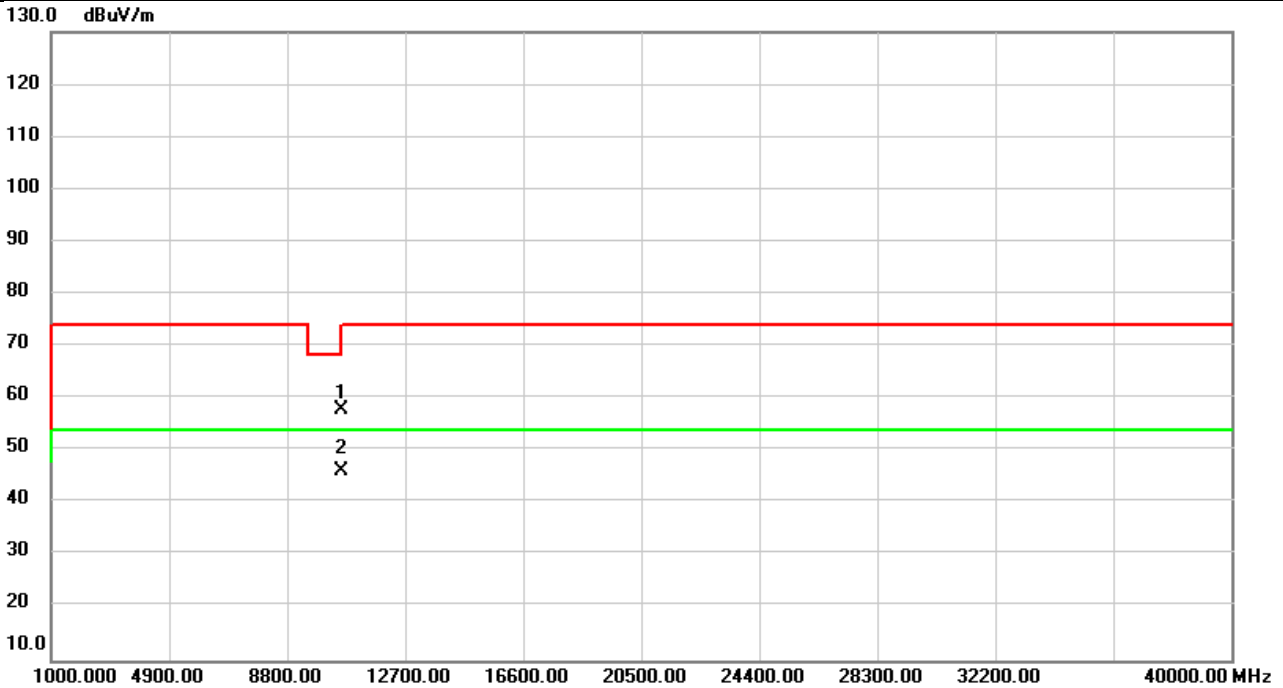


No.	Mk.	Freq.	Reading Level	Correct Factor	Measurement	Limit	Over	Detector	Comment
		MHz	dBuV	dB	dBuV/m	dBuV/m	dB		
1	*	10520.00	52.04	5.24	57.28	68.20	-10.92	peak	

REMARKS:

- (1) Measurement Value = Reading Level + Correct Factor.
- (2) Margin Level = Measurement Value - Limit Value.

Test Mode	IEEE802.11a	Test Date	2021/3/28
Test Frequency	5300MHz	Polarization	Vertical
Temp	22°C	Hum.	67%

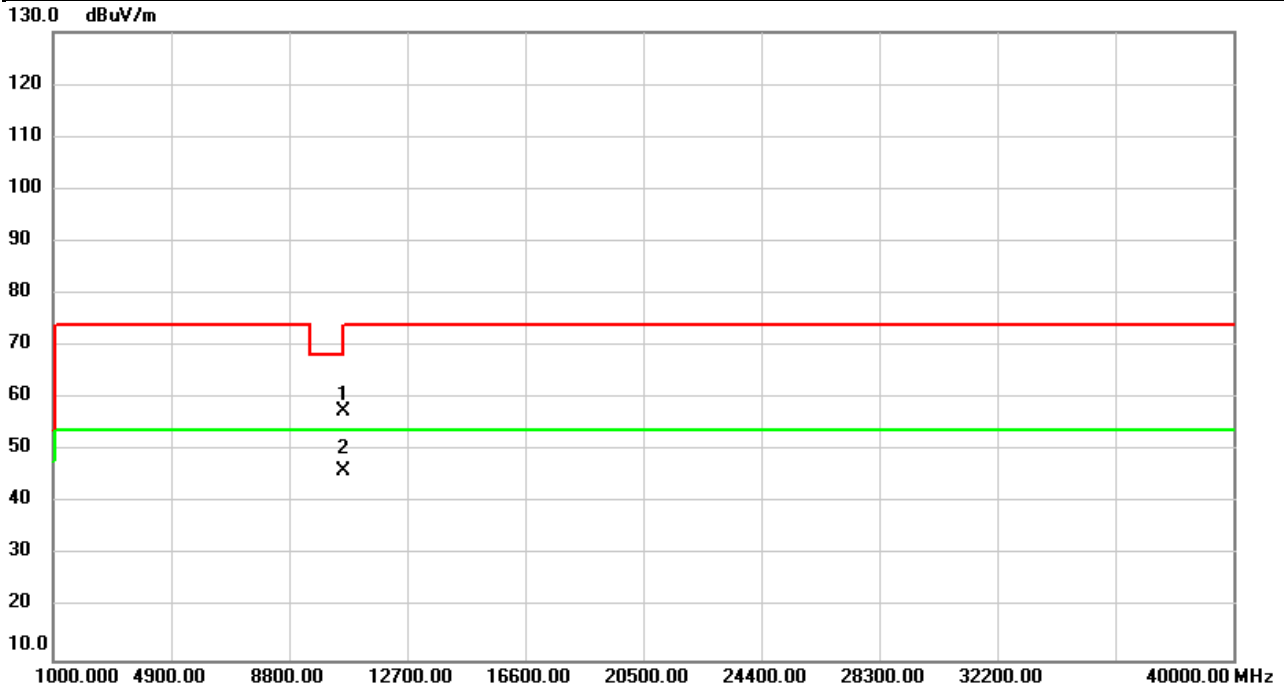


No.	Mk.	Freq. MHz	Reading Level dBuV	Correct Factor dB	Measure- ment dBuV/m	Limit dBuV/m	Over dB	Detector	Comment
1		10600.00	52.38	5.41	57.79	68.20	-10.41	peak	
2	*	10600.00	40.78	5.41	46.19	54.00	-7.81	AVG	

REMARKS:

- (1) Measurement Value = Reading Level + Correct Factor.
- (2) Margin Level = Measurement Value - Limit Value.

Test Mode	IEEE802.11a	Test Date	2021/3/28
Test Frequency	5300MHz	Polarization	Horizontal
Temp	22°C	Hum.	67%

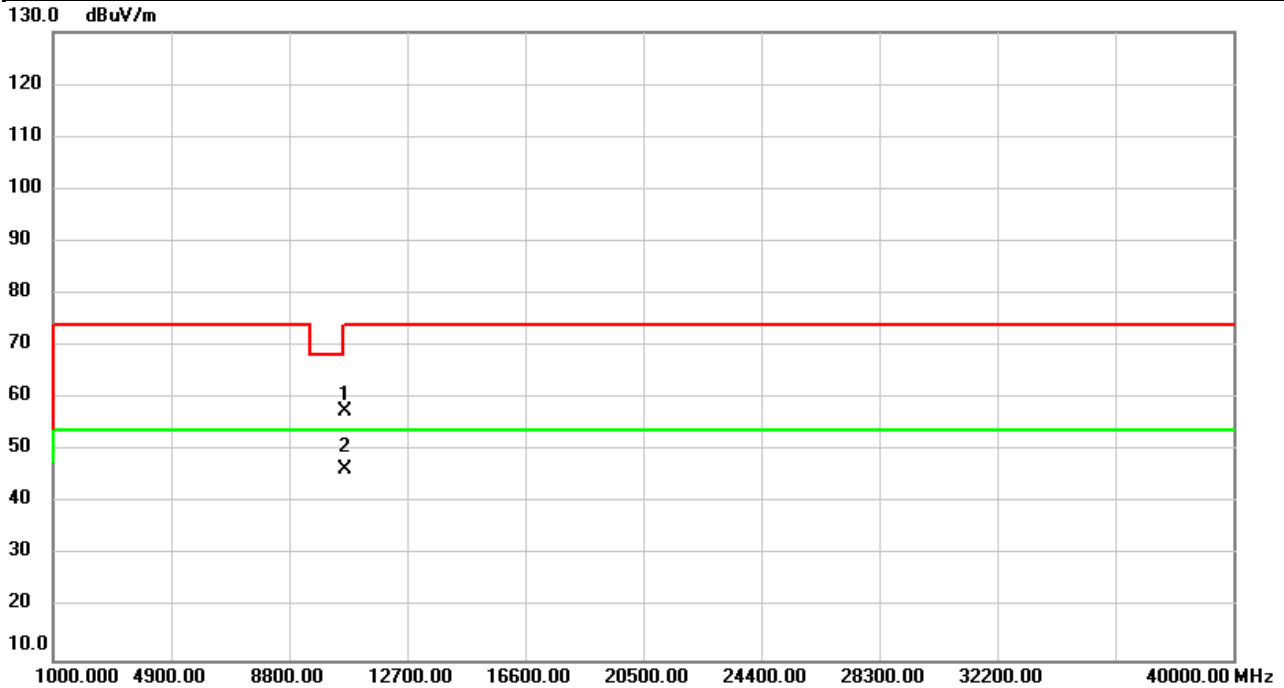


No.	Mk.	Freq.	Reading Level	Correct Factor	Measure-ment	Limit	Over	Detector	Comment
		MHz	dBuV	dB	dBuV/m	dBuV/m	dB		
1		10600.00	52.22	5.41	57.63	68.20	-10.57	peak	
2	*	10600.00	40.77	5.41	46.18	54.00	-7.82	AVG	

REMARKS:

- (1) Measurement Value = Reading Level + Correct Factor.
- (2) Margin Level = Measurement Value - Limit Value.

Test Mode	IEEE802.11a	Test Date	2021/3/28
Test Frequency	5300MHz	Polarization	Vertical
Temp	22°C	Hum.	67%

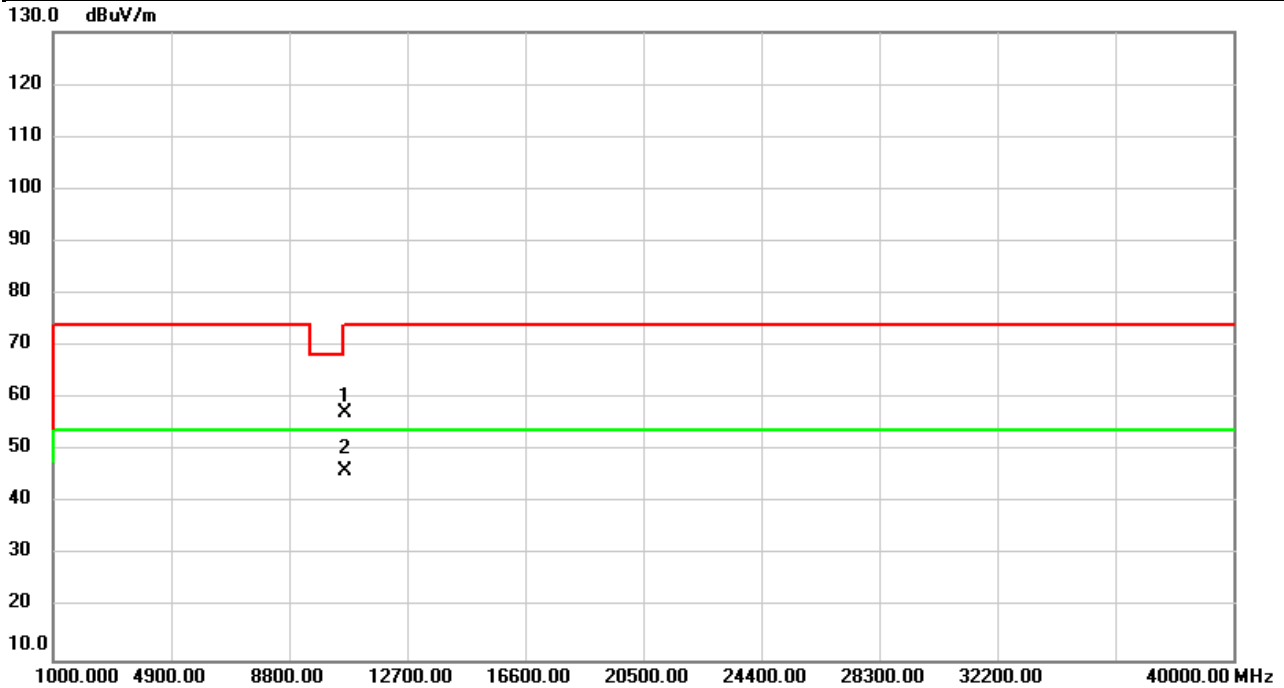


No.	Mk.	Freq. MHz	Reading Level dBuV	Correct Factor dB	Measure- ment dBuV/m	Limit dBuV/m	Over dB	Detector	Comment
1		10640.00	51.97	5.49	57.46	74.00	-16.54	peak	
2	*	10640.00	40.85	5.49	46.34	54.00	-7.66	AVG	

REMARKS:

- (1) Measurement Value = Reading Level + Correct Factor.
- (2) Margin Level = Measurement Value - Limit Value.

Test Mode	IEEE802.11a	Test Date	2021/3/28
Test Frequency	5300MHz	Polarization	Horizontal
Temp	22°C	Hum.	67%

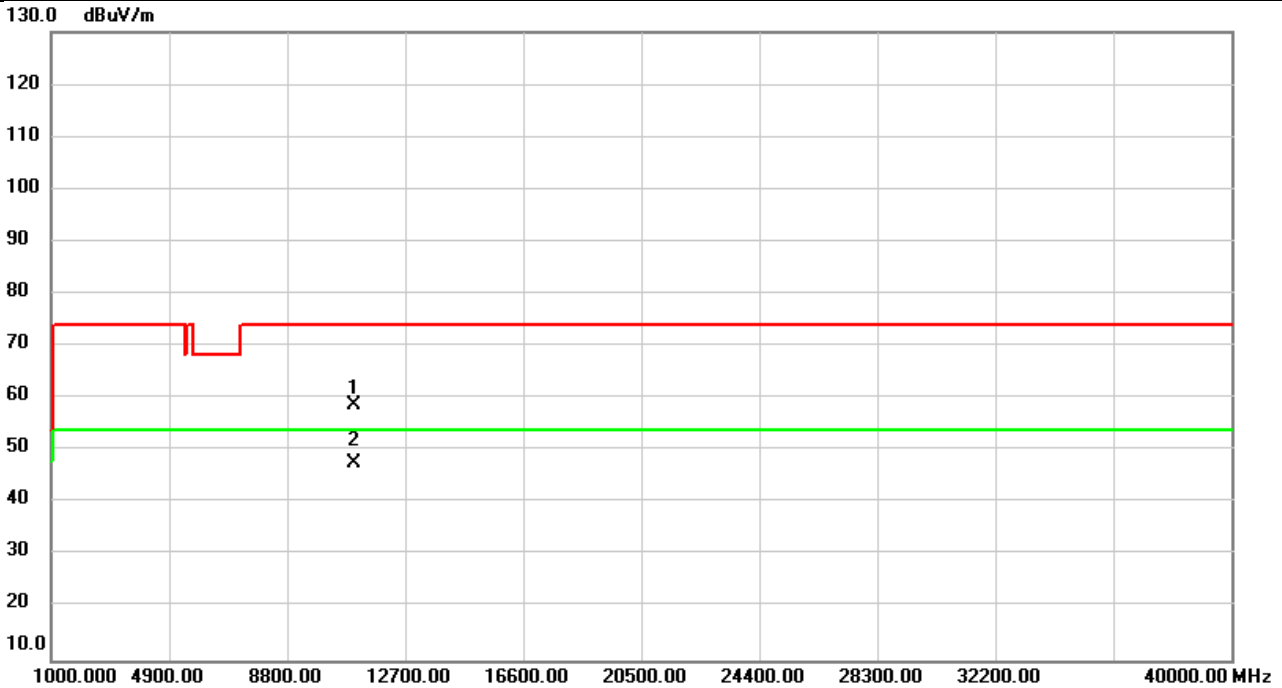


No.	Mk.	Freq.	Reading Level	Correct Factor	Measurement	Limit	Over	Detector	Comment
		MHz	dBuV	dB	dBuV/m	dBuV/m	dB		
1		10640.00	51.76	5.49	57.25	74.00	-16.75	peak	
2	*	10640.00	40.78	5.49	46.27	54.00	-7.73	AVG	

REMARKS:

- (1) Measurement Value = Reading Level + Correct Factor.
- (2) Margin Level = Measurement Value - Limit Value.

Test Mode	IEEE802.11a	Test Date	2021/3/28
Test Frequency	5500MHz	Polarization	Vertical
Temp	22°C	Hum.	67%

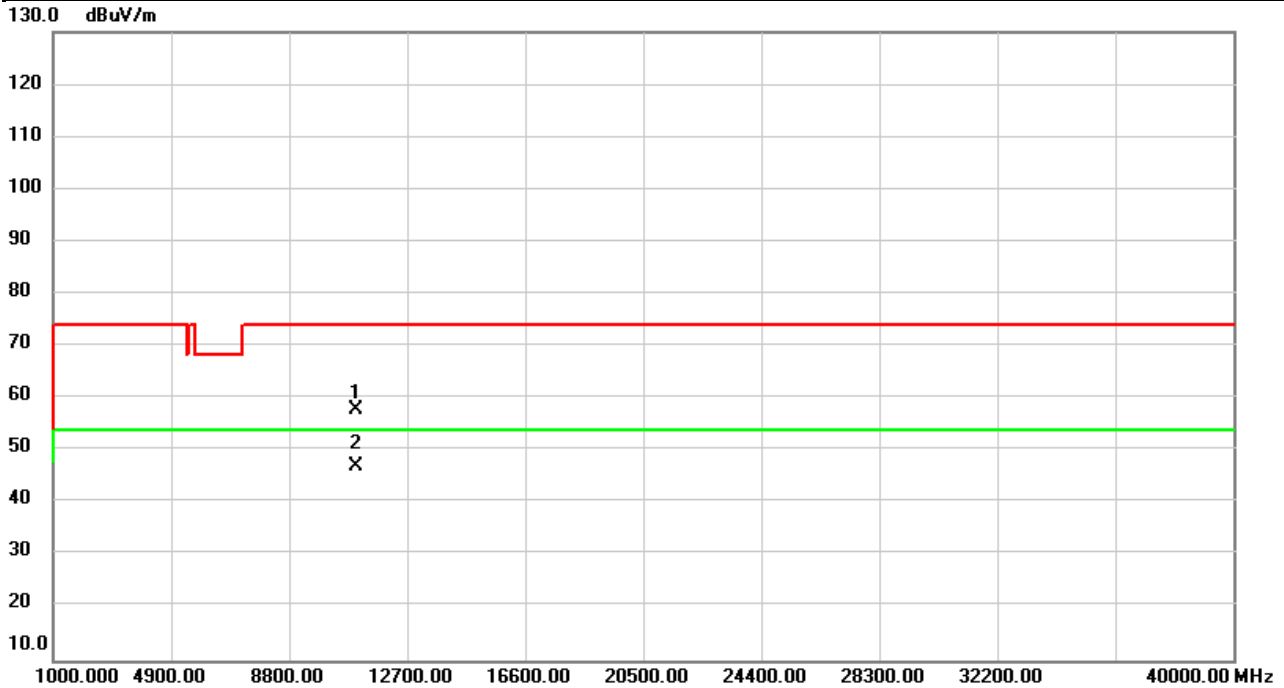


No.	Mk.	Freq.	Reading Level	Correct Factor	Measure-ment	Limit	Over	Detector	Comment
		MHz	dBuV	dB	dBuV/m	dBuV/m	dB		
1		11000.00	52.55	6.24	58.79	74.00	-15.21	peak	
2	*	11000.00	41.56	6.24	47.80	54.00	-6.20	AVG	

REMARKS:

- (1) Measurement Value = Reading Level + Correct Factor.
- (2) Margin Level = Measurement Value - Limit Value.

Test Mode	IEEE802.11a	Test Date	2021/3/28
Test Frequency	5500MHz	Polarization	Horizontal
Temp	22°C	Hum.	67%

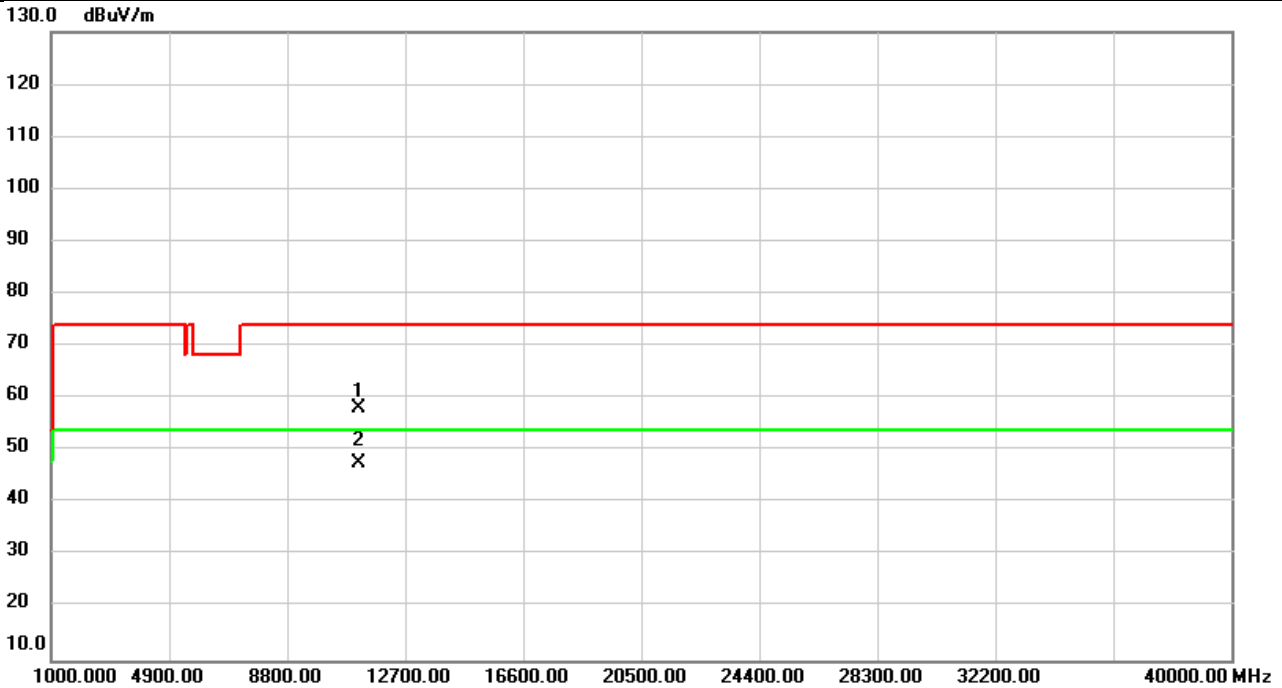


No.	Mk.	Freq.	Reading Level	Correct Factor	Measurement	Limit	Over	Detector	Comment
		MHz	dBuV	dB	dBuV/m	dBuV/m	dB		
1		11000.00	51.67	6.24	57.91	74.00	-16.09	peak	
2	*	11000.00	40.82	6.24	47.06	54.00	-6.94	AVG	

REMARKS:

- (1) Measurement Value = Reading Level + Correct Factor.
- (2) Margin Level = Measurement Value - Limit Value.

Test Mode	IEEE802.11a	Test Date	2021/3/28
Test Frequency	5580MHz	Polarization	Vertical
Temp	22°C	Hum.	67%

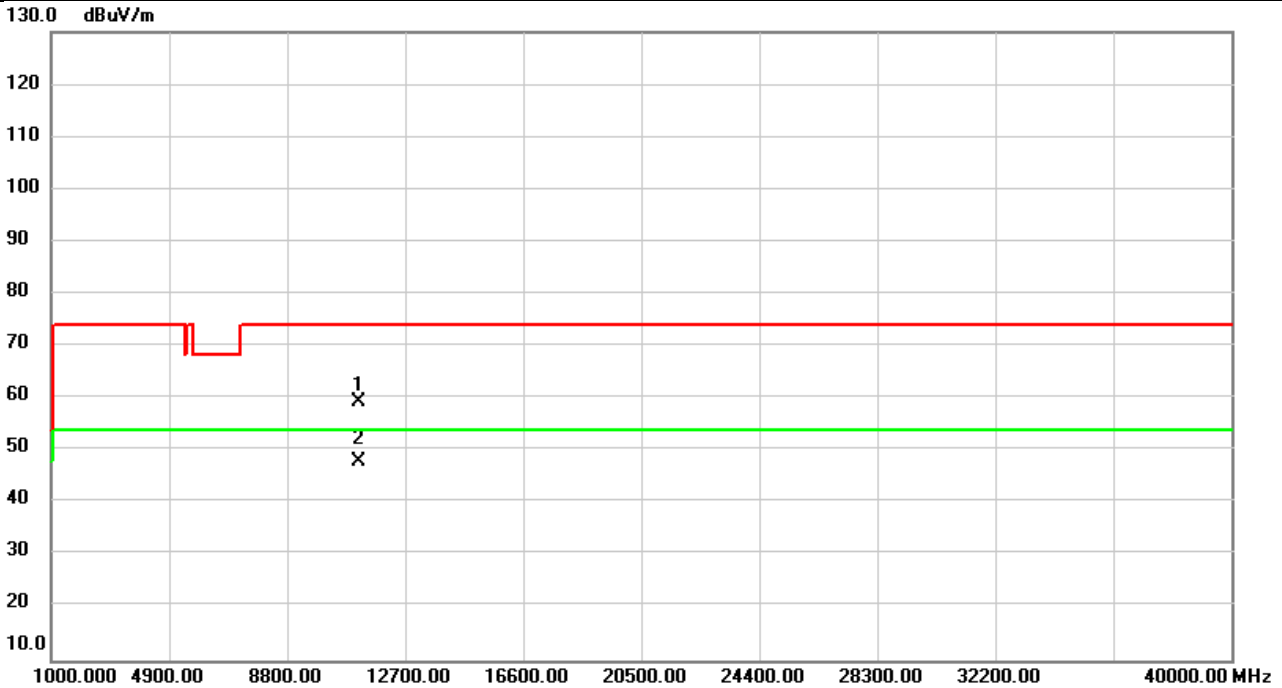


No.	Mk.	Freq.	Reading Level	Correct Factor	Measurement	Limit	Over	Detector	Comment
		MHz	dBuV	dB	dBuV/m	dBuV/m	dB		
1		11160.00	52.35	5.85	58.20	74.00	-15.80	peak	
2	*	11160.00	41.67	5.85	47.52	54.00	-6.48	AVG	

REMARKS:

- (1) Measurement Value = Reading Level + Correct Factor.
- (2) Margin Level = Measurement Value - Limit Value.

Test Mode	IEEE802.11a	Test Date	2021/3/28
Test Frequency	5580MHz	Polarization	Horizontal
Temp	22°C	Hum.	67%

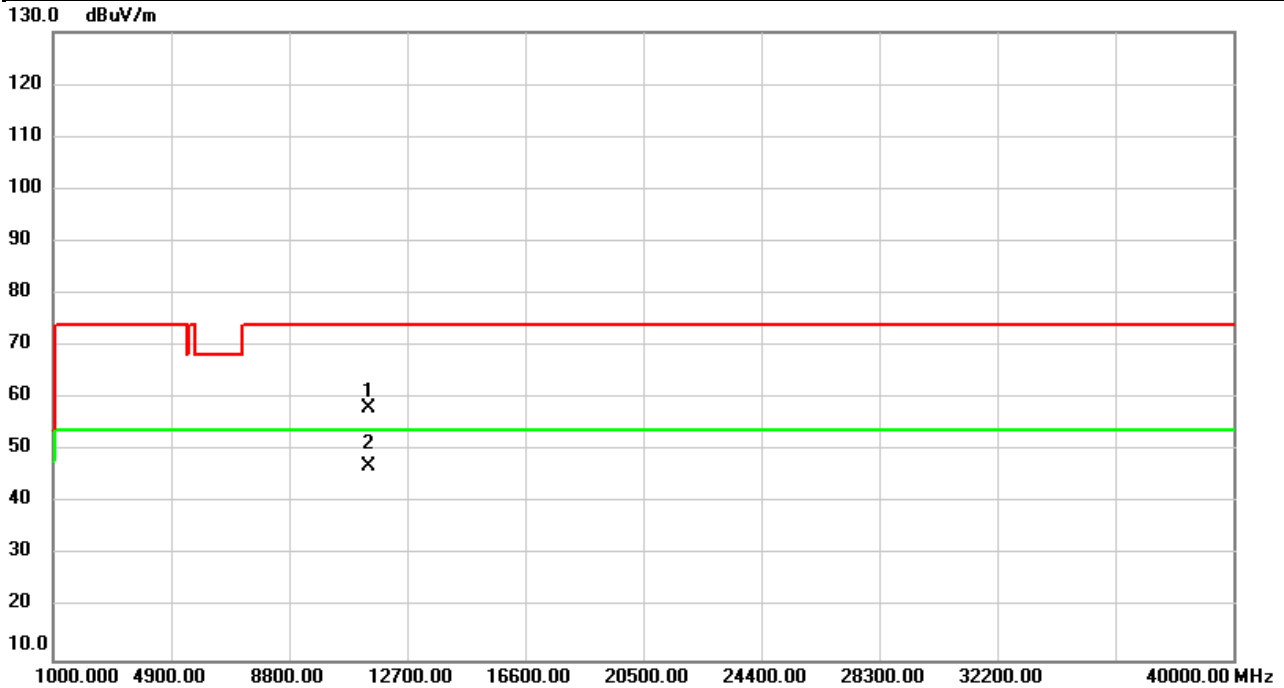


No.	Mk.	Freq.	Reading Level	Correct Factor	Measure-ment	Limit	Over	Detector	Comment
		MHz	dBuV	dB	dBuV/m	dBuV/m	dB		
1		11160.00	53.46	5.85	59.31	74.00	-14.69	peak	
2	*	11160.00	42.06	5.85	47.91	54.00	-6.09	AVG	

REMARKS:

- (1) Measurement Value = Reading Level + Correct Factor.
- (2) Margin Level = Measurement Value - Limit Value.

Test Mode	IEEE802.11a	Test Date	2021/3/28
Test Frequency	5700MHz	Polarization	Vertical
Temp	22°C	Hum.	67%

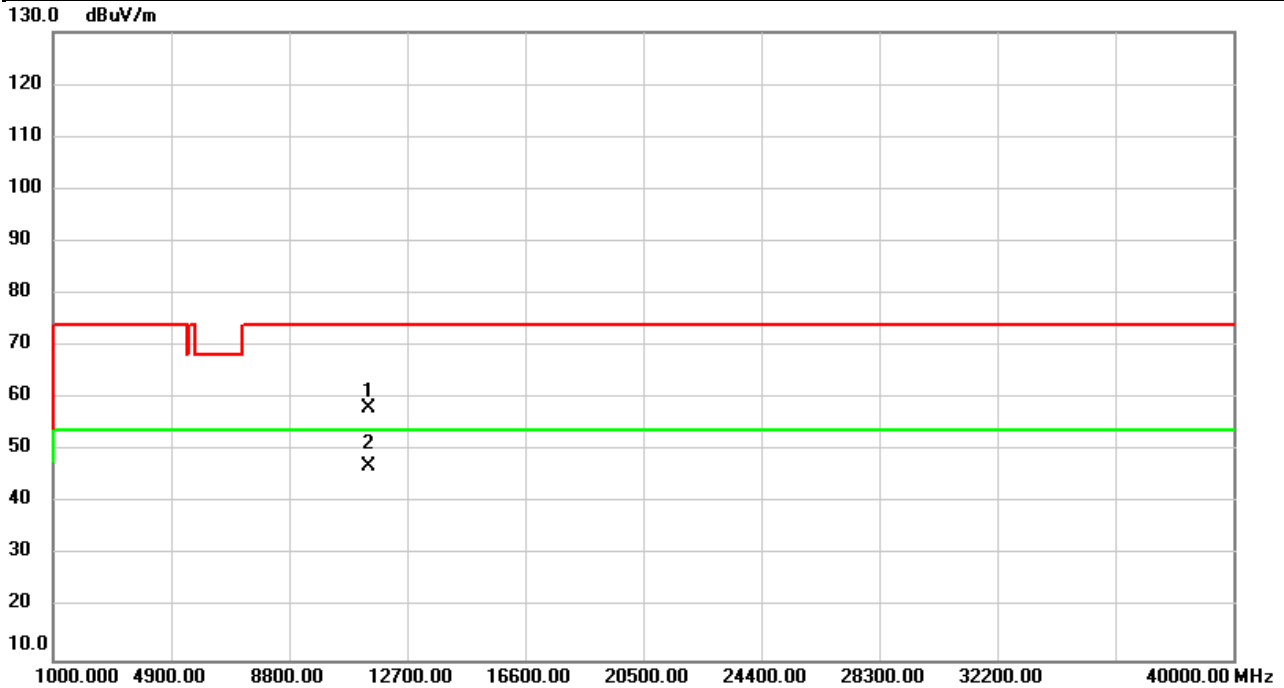


No.	Mk.	Freq.	Reading Level	Correct Factor	Measure-ment	Limit	Over	Detector	Comment
		MHz	dBuV	dB	dBuV/m	dBuV/m	dB		
1		11400.00	52.81	5.27	58.08	74.00	-15.92	peak	
2	*	11400.00	41.83	5.27	47.10	54.00	-6.90	AVG	

REMARKS:

- (1) Measurement Value = Reading Level + Correct Factor.
- (2) Margin Level = Measurement Value - Limit Value.

Test Mode	IEEE802.11a	Test Date	2021/3/28
Test Frequency	5700MHz	Polarization	Horizontal
Temp	22°C	Hum.	67%

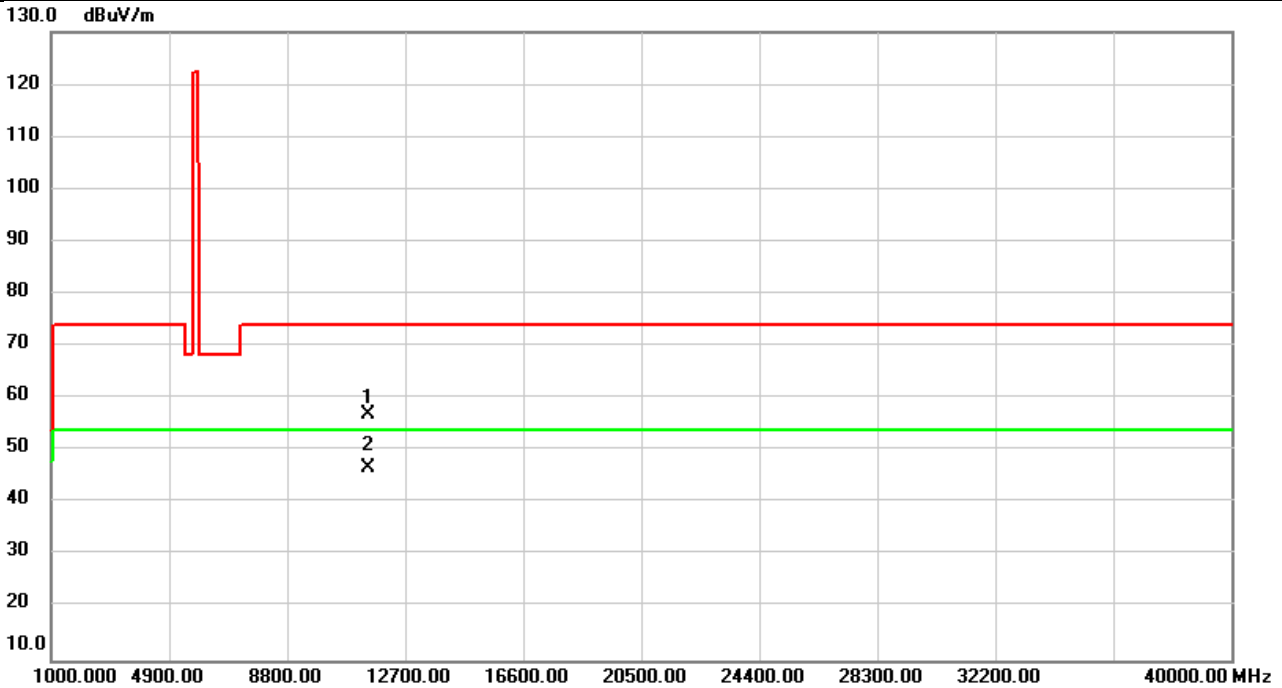


No.	Mk.	Freq.	Reading Level	Correct Factor	Measure-ment	Limit	Over	Detector	Comment
		MHz	dBuV	dB	dBuV/m	dBuV/m	dB		
1		11400.00	52.75	5.27	58.02	74.00	-15.98	peak	
2	*	11400.00	41.82	5.27	47.09	54.00	-6.91	AVG	

REMARKS:

- (1) Measurement Value = Reading Level + Correct Factor.
- (2) Margin Level = Measurement Value - Limit Value.

Test Mode	IEEE802.11a	Test Date	2021/3/28
Test Frequency	5745MHz	Polarization	Vertical
Temp	22°C	Hum.	67%

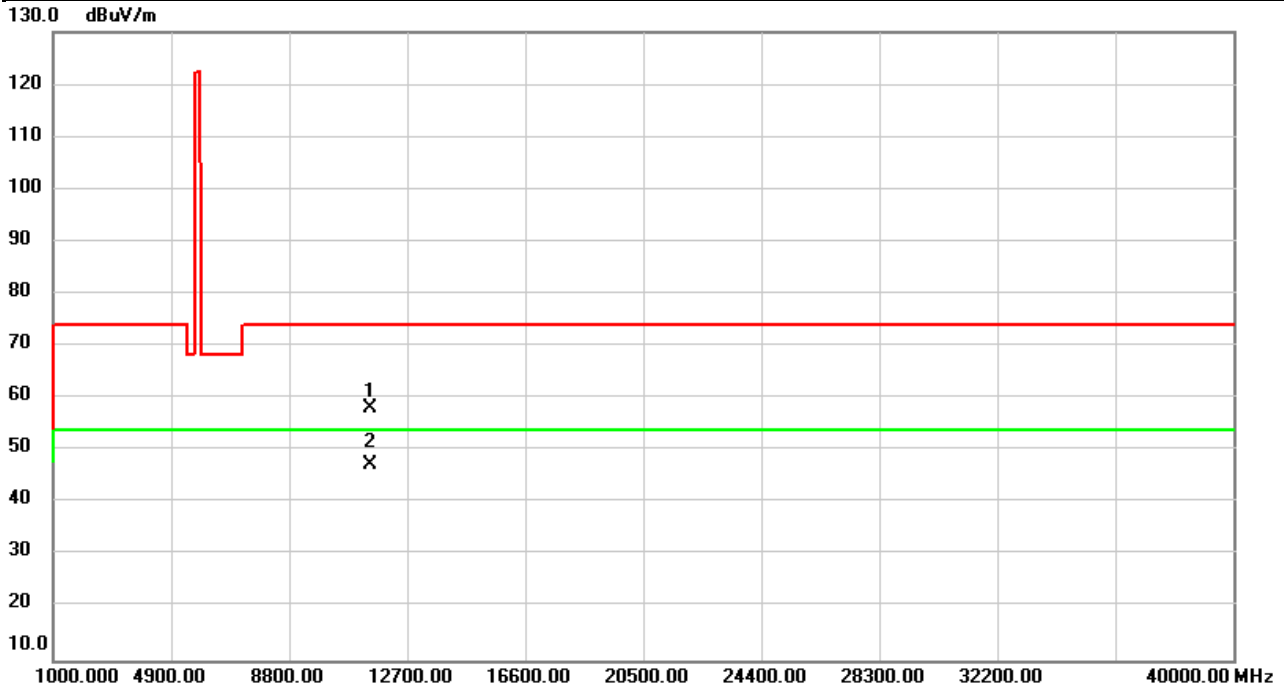


No.	Mk.	Freq.	Reading Level	Correct Factor	Measurement	Limit	Over	Detector	Comment
		MHz	dBuV	dB	dBuV/m	dBuV/m	dB		
1		11490.00	52.05	5.05	57.10	74.00	-16.90	peak	
2	*	11490.00	41.73	5.05	46.78	54.00	-7.22	AVG	

REMARKS:

- (1) Measurement Value = Reading Level + Correct Factor.
- (2) Margin Level = Measurement Value - Limit Value.

Test Mode	IEEE802.11a	Test Date	2021/3/28
Test Frequency	5745MHz	Polarization	Horizontal
Temp	22°C	Hum.	67%

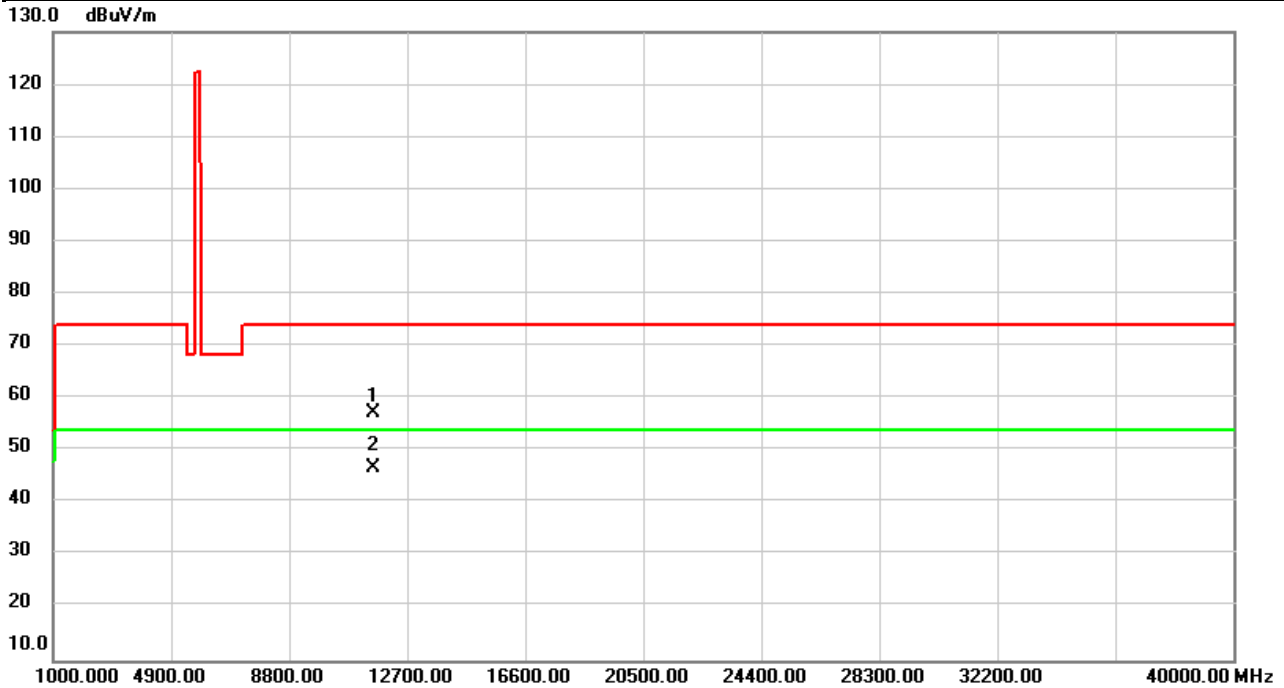


No.	Mk.	Freq.	Reading Level	Correct Factor	Measure-ment	Limit	Over	Detector	Comment
		MHz	dBuV	dB	dBuV/m	dBuV/m	dB		
1		11490.00	53.15	5.05	58.20	74.00	-15.80	peak	
2	*	11490.00	42.19	5.05	47.24	54.00	-6.76	AVG	

REMARKS:

- (1) Measurement Value = Reading Level + Correct Factor.
- (2) Margin Level = Measurement Value - Limit Value.

Test Mode	IEEE802.11a	Test Date	2021/3/28
Test Frequency	5785MHz	Polarization	Vertical
Temp	22°C	Hum.	67%

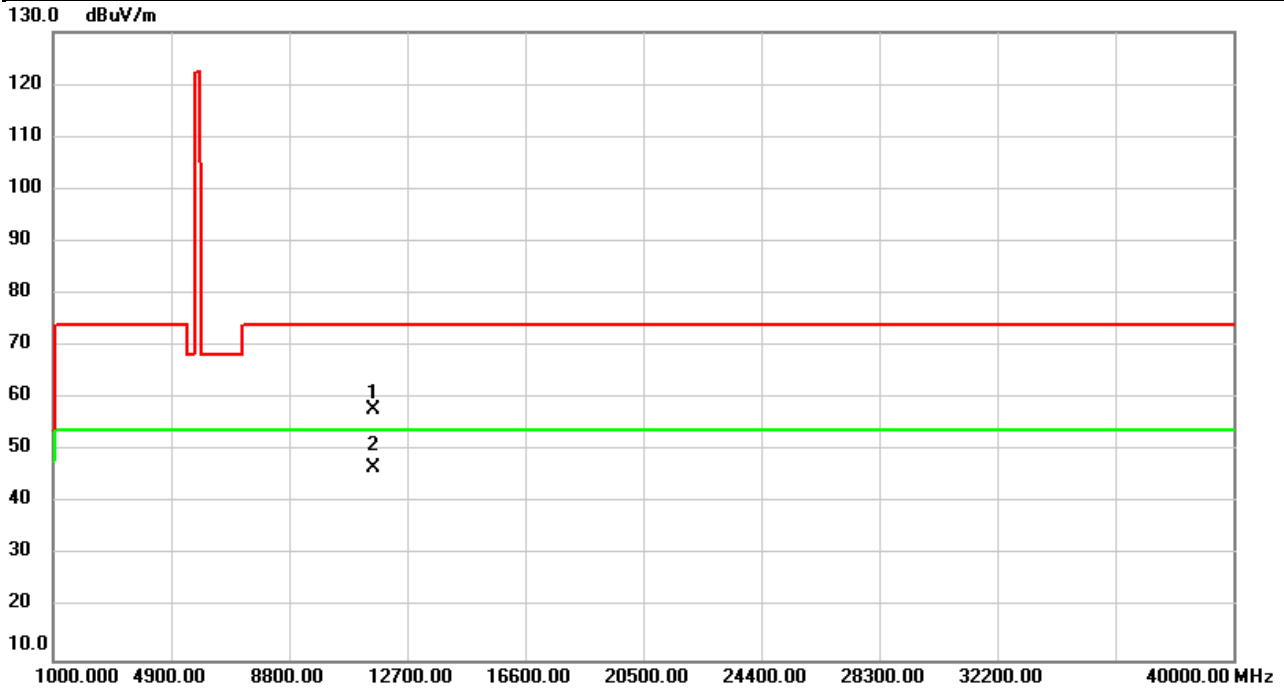


No.	Mk.	Freq.	Reading Level	Correct Factor	Measure-ment	Limit	Over	Detector	Comment
		MHz	dBuV	dB	dBuV/m	dBuV/m	dB		
1		11570.00	52.46	4.87	57.33	74.00	-16.67	peak	
2	*	11570.00	41.82	4.87	46.69	54.00	-7.31	AVG	

REMARKS:

- (1) Measurement Value = Reading Level + Correct Factor.
- (2) Margin Level = Measurement Value - Limit Value.

Test Mode	IEEE802.11a	Test Date	2021/3/28
Test Frequency	5785MHz	Polarization	Horizontal
Temp	22°C	Hum.	67%

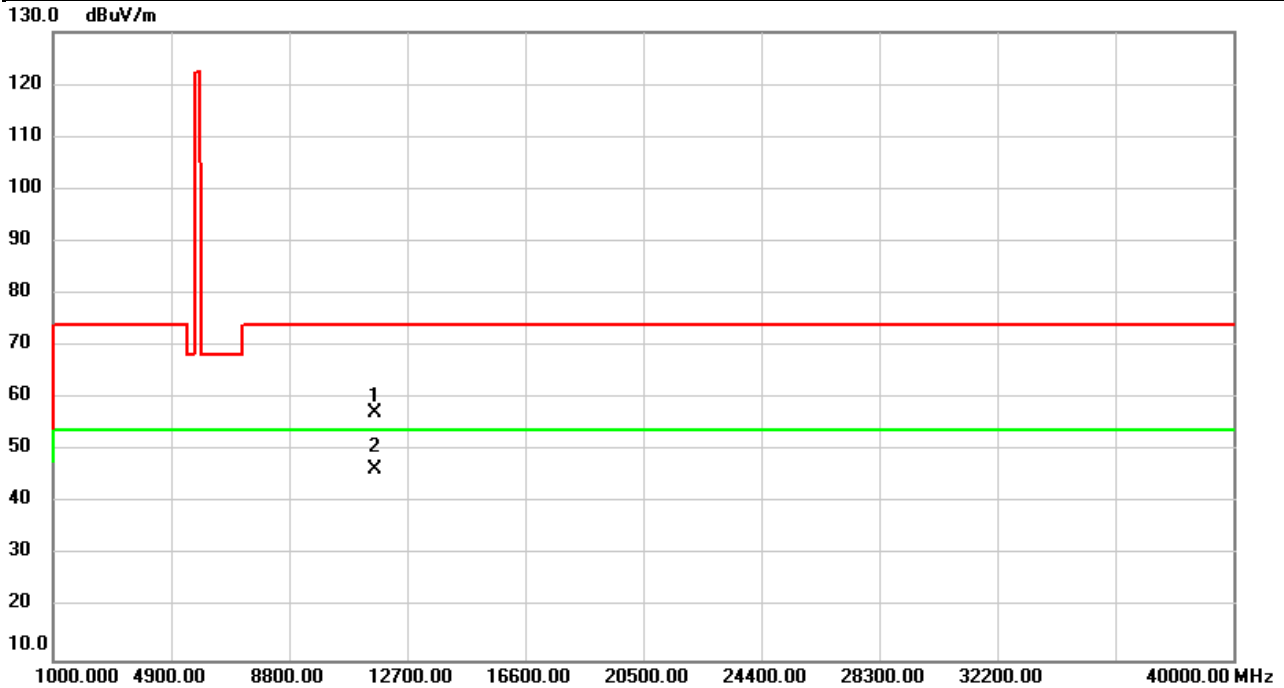


No.	Mk.	Freq.	Reading Level	Correct Factor	Measure-ment	Limit	Over	Detector	Comment
		MHz	dBuV	dB	dBuV/m	dBuV/m	dB		
1		11570.00	52.91	4.87	57.78	74.00	-16.22	peak	
2	*	11570.00	41.88	4.87	46.75	54.00	-7.25	AVG	

REMARKS:

- (1) Measurement Value = Reading Level + Correct Factor.
- (2) Margin Level = Measurement Value - Limit Value.

Test Mode	IEEE802.11a	Test Date	2021/3/28
Test Frequency	5825MHz	Polarization	Vertical
Temp	22°C	Hum.	67%

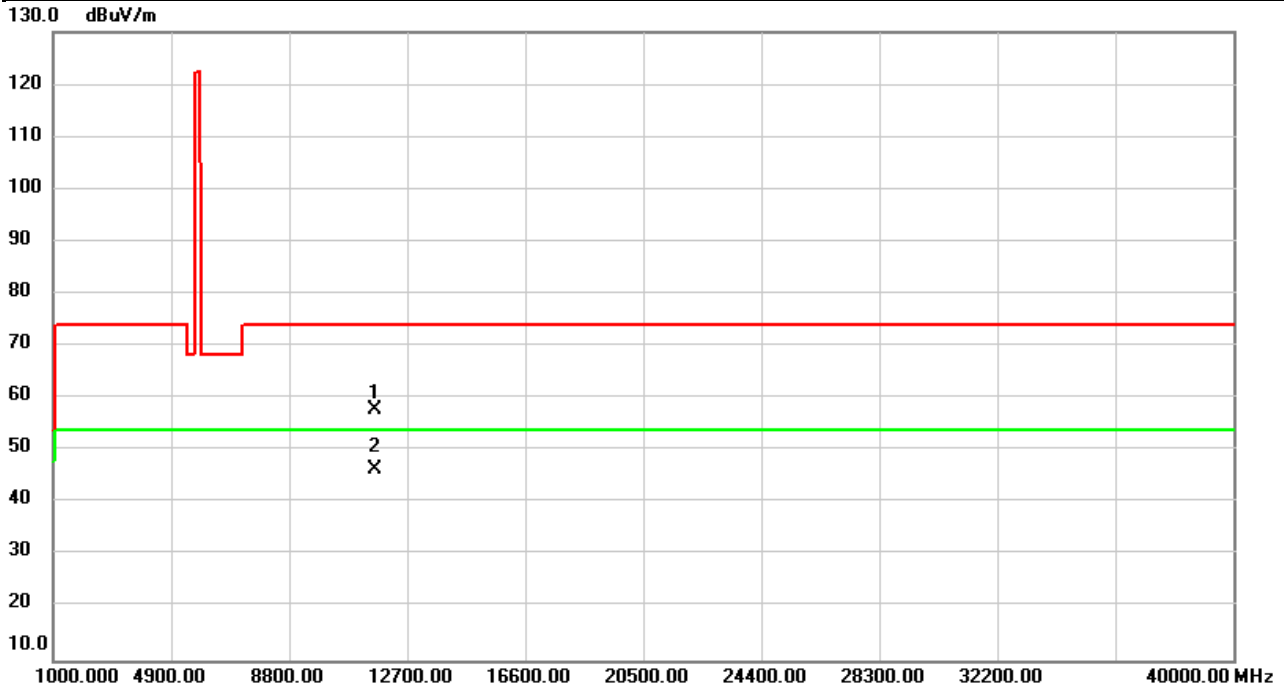


No.	Mk.	Freq.	Reading Level	Correct Factor	Measure-ment	Limit	Over	Detector	Comment
		MHz	dBuV	dB	dBuV/m	dBuV/m	dB		
1		11650.00	52.60	4.69	57.29	74.00	-16.71	peak	
2	*	11650.00	41.74	4.69	46.43	54.00	-7.57	AVG	

REMARKS:

- (1) Measurement Value = Reading Level + Correct Factor.
- (2) Margin Level = Measurement Value - Limit Value.

Test Mode	IEEE802.11a	Test Date	2021/3/28
Test Frequency	5825MHz	Polarization	Horizontal
Temp	22°C	Hum.	67%

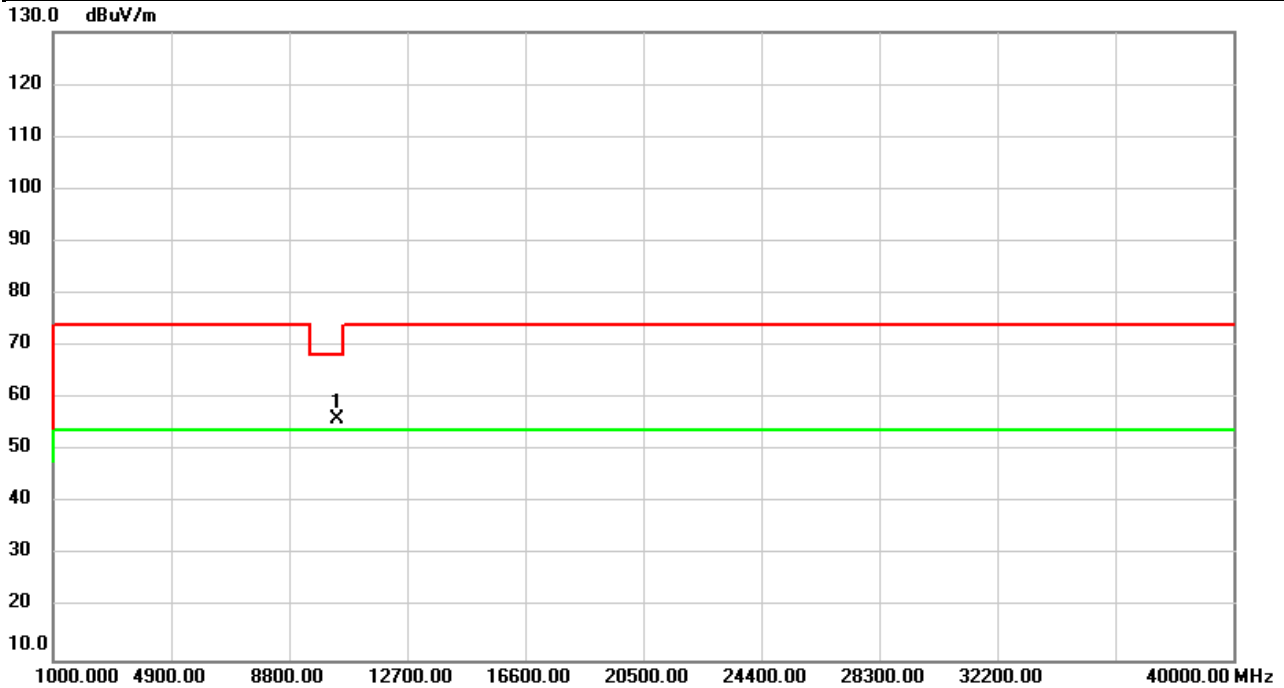


No.	Mk.	Freq.	Reading Level	Correct Factor	Measure-ment	Limit	Over	Detector	Comment
		MHz	dBuV	dB	dBuV/m	dBuV/m	dB		
1		11650.00	53.06	4.69	57.75	74.00	-16.25	peak	
2	*	11650.00	41.64	4.69	46.33	54.00	-7.67	AVG	

REMARKS:

- (1) Measurement Value = Reading Level + Correct Factor.
- (2) Margin Level = Measurement Value - Limit Value.

Test Mode	IEEE802.11n (HT20)	Test Date	2021/3/28
Test Frequency	5180MHz	Polarization	Vertical
Temp	22°C	Hum.	67%

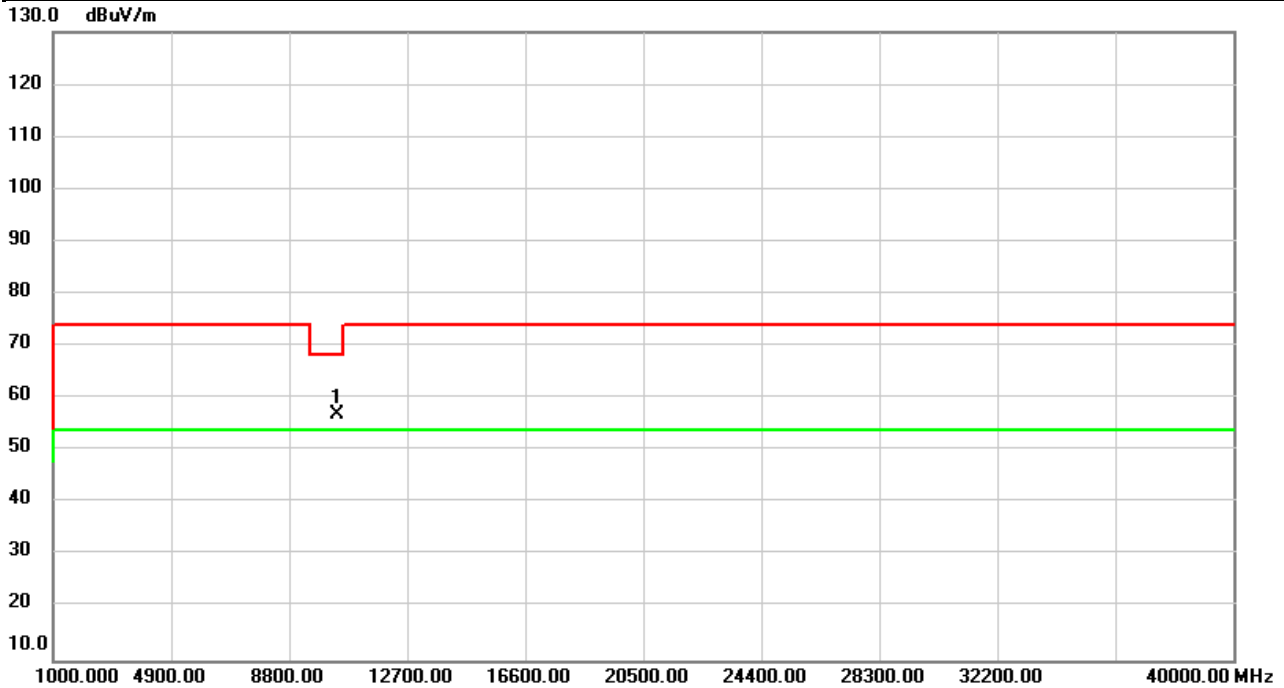


No.	Mk.	Freq.	Reading Level	Correct Factor	Measurement	Limit	Over	Detector	Comment
		MHz	dBuV	dB	dBuV/m	dBuV/m	dB		
1	*	10360.00	51.15	4.85	56.00	68.20	-12.20	peak	

REMARKS:

- (1) Measurement Value = Reading Level + Correct Factor.
- (2) Margin Level = Measurement Value - Limit Value.

Test Mode	IEEE802.11n (HT20)	Test Date	2021/3/28
Test Frequency	5180MHz	Polarization	Horizontal
Temp	22°C	Hum.	67%

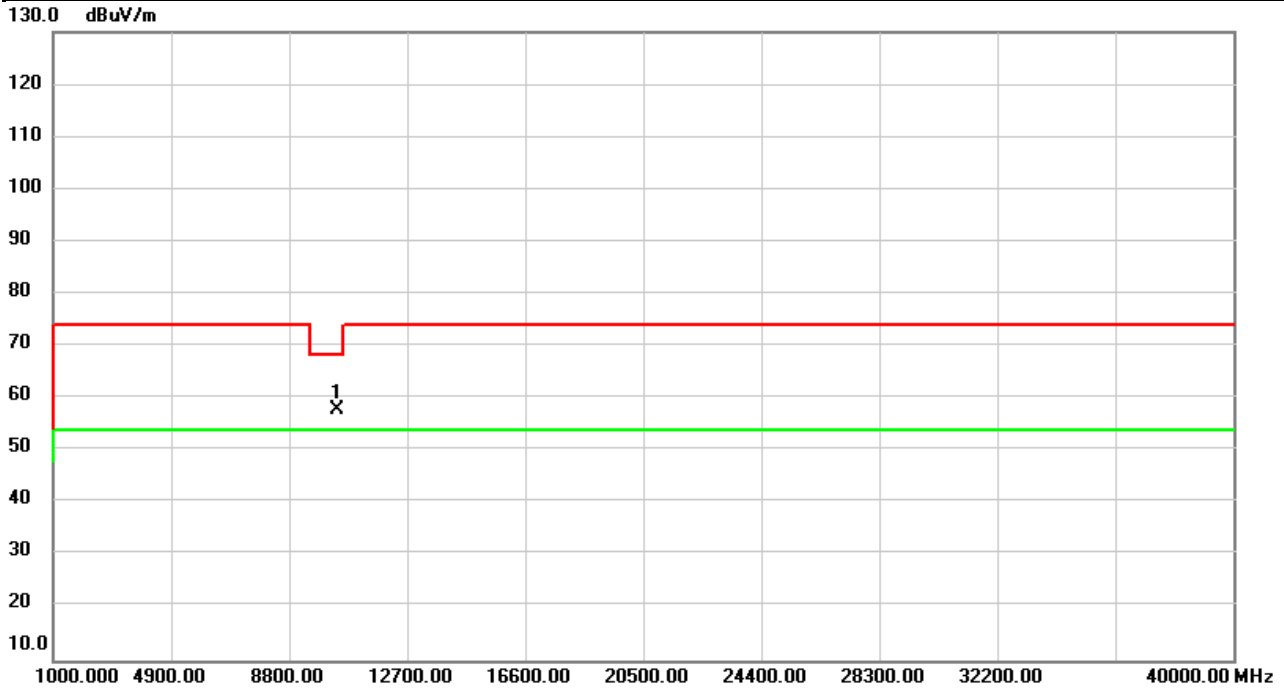


No.	Mk.	Freq.	Reading Level	Correct Factor	Measurement	Limit	Over	Detector	Comment
		MHz	dBuV	dB	dBuV/m	dBuV/m	dB		
1	*	10360.00	52.00	4.85	56.85	68.20	-11.35	peak	

REMARKS:

- (1) Measurement Value = Reading Level + Correct Factor.
- (2) Margin Level = Measurement Value - Limit Value.

Test Mode	IEEE802.11n (HT20)	Test Date	2021/3/28
Test Frequency	5200MHz	Polarization	Vertical
Temp	22°C	Hum.	67%

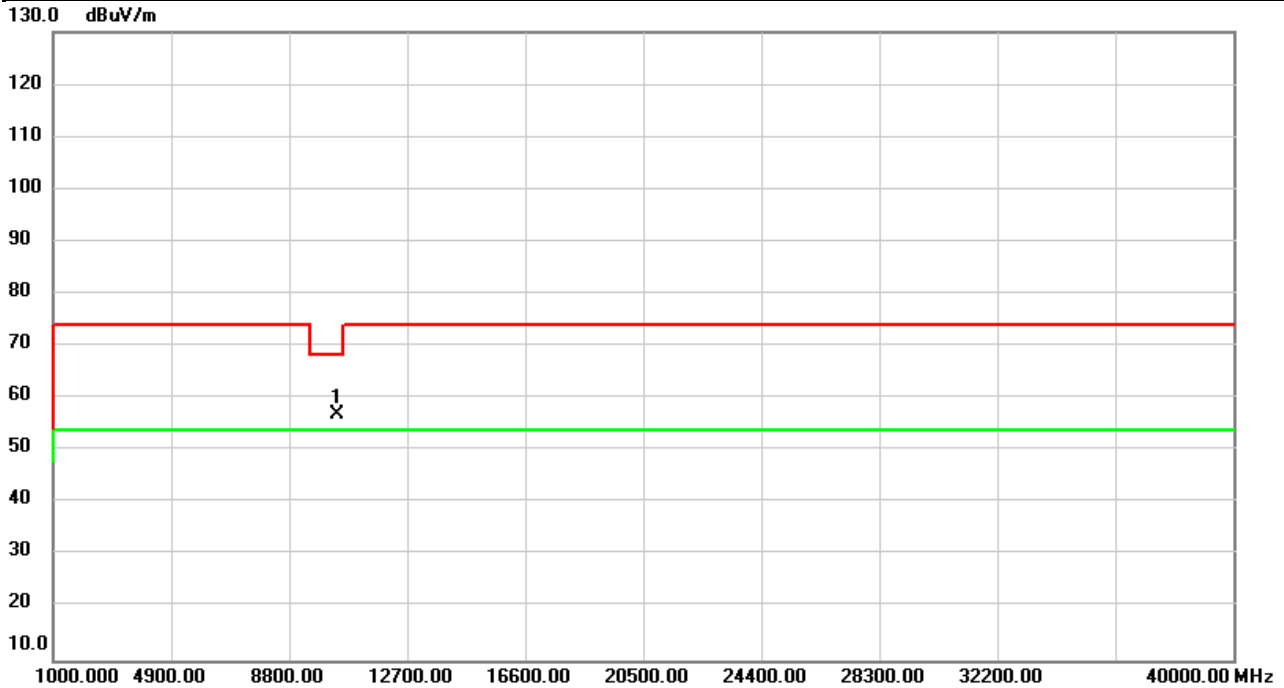


No.	Mk.	Freq.	Reading Level	Correct Factor	Measurement	Limit	Over	Detector	Comment
		MHz	dBuV	dB	dBuV/m	dBuV/m	dB		
1	*	10400.00	52.92	4.94	57.86	68.20	-10.34	peak	

REMARKS:

- (1) Measurement Value = Reading Level + Correct Factor.
- (2) Margin Level = Measurement Value - Limit Value.

Test Mode	IEEE802.11n (HT20)	Test Date	2021/3/28
Test Frequency	5200MHz	Polarization	Horizontal
Temp	22°C	Hum.	67%

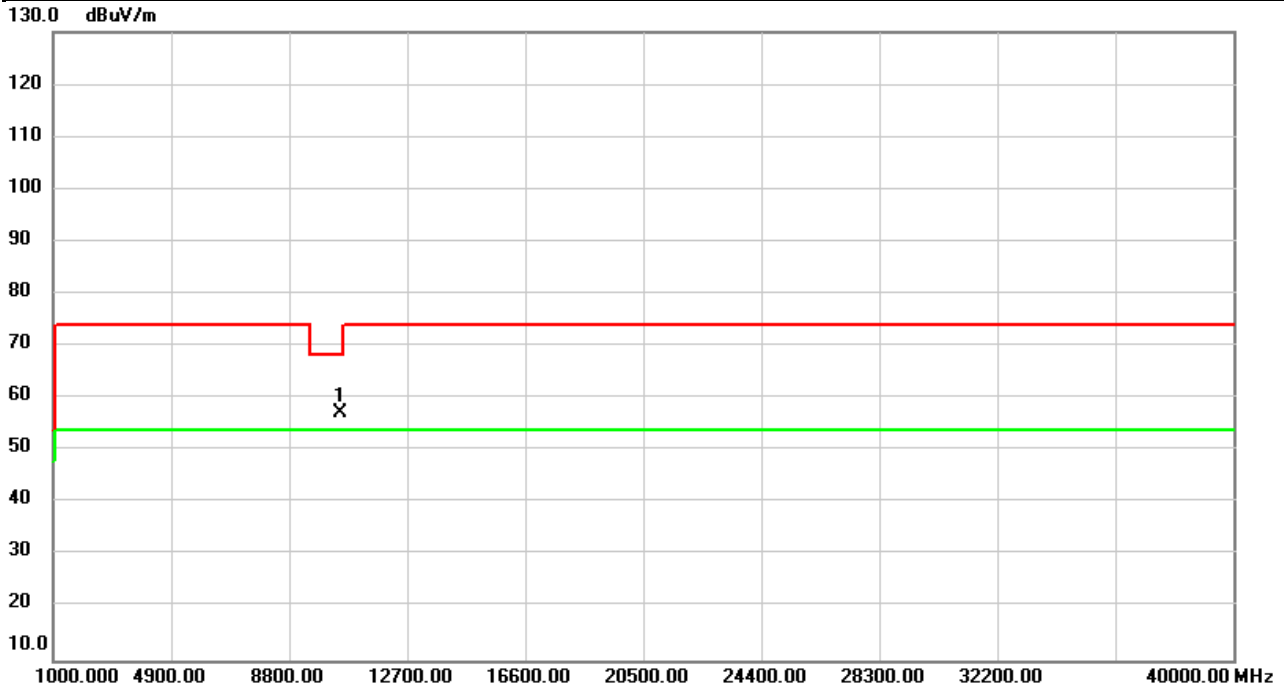


No.	Mk.	Freq.	Reading Level	Correct Factor	Measurement	Limit	Over	Detector	Comment
		MHz	dBuV	dB	dBuV/m	dBuV/m	dB		
1	*	10400.00	52.16	4.94	57.10	68.20	-11.10	peak	

REMARKS:

- (1) Measurement Value = Reading Level + Correct Factor.
- (2) Margin Level = Measurement Value - Limit Value.

Test Mode	IEEE802.11n (HT20)	Test Date	2021/3/28
Test Frequency	5240MHz	Polarization	Vertical
Temp	22°C	Hum.	67%

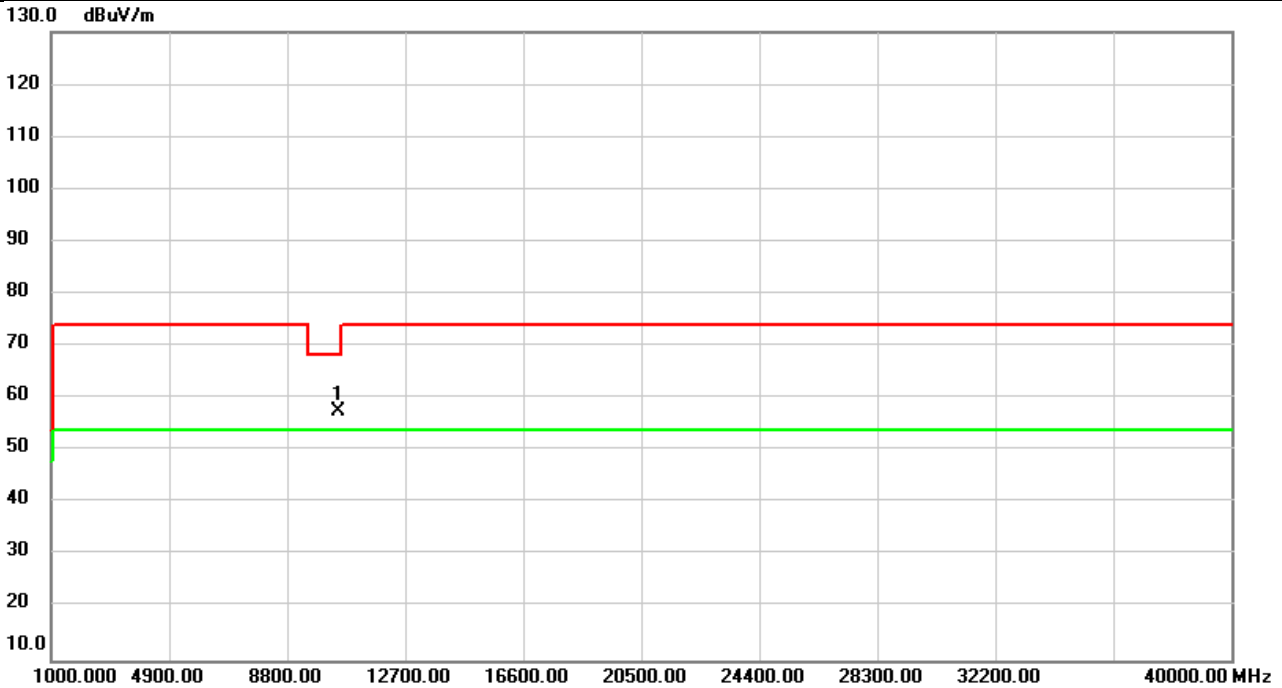


No.	Mk.	Freq.	Reading Level	Correct Factor	Measurement	Limit	Over	Detector	Comment
		MHz	dBuV	dB	dBuV/m	dBuV/m	dB		
1	*	10480.00	52.17	5.15	57.32	68.20	-10.88	peak	

REMARKS:

- (1) Measurement Value = Reading Level + Correct Factor.
- (2) Margin Level = Measurement Value - Limit Value.

Test Mode	IEEE802.11n (HT20)	Test Date	2021/3/28
Test Frequency	5240MHz	Polarization	Horizontal
Temp	22°C	Hum.	67%

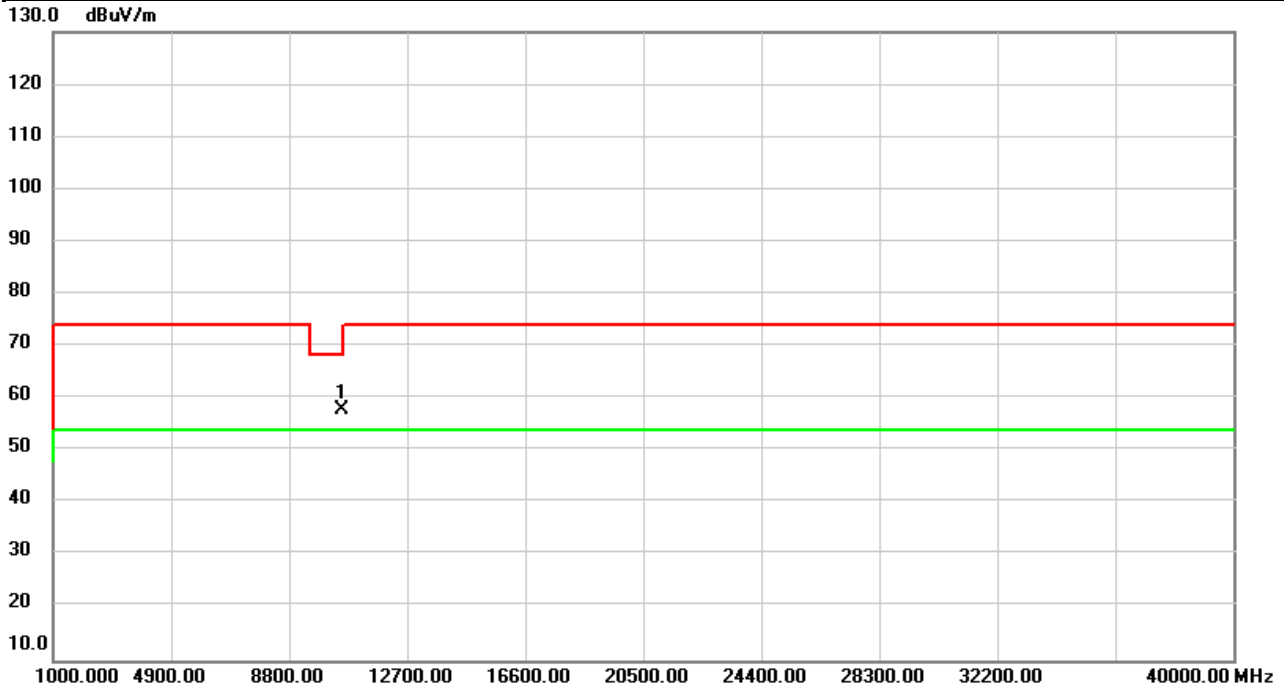


No.	Mk.	Freq.	Reading Level	Correct Factor	Measurement	Limit	Over	Detector	Comment
		MHz	dBuV	dB	dBuV/m	dBuV/m	dB		
1	*	10480.00	52.33	5.15	57.48	68.20	-10.72	peak	

REMARKS:

- (1) Measurement Value = Reading Level + Correct Factor.
- (2) Margin Level = Measurement Value - Limit Value.

Test Mode	IEEE802.11n (HT20)	Test Date	2021/3/28
Test Frequency	5260MHz	Polarization	Vertical
Temp	22°C	Hum.	67%

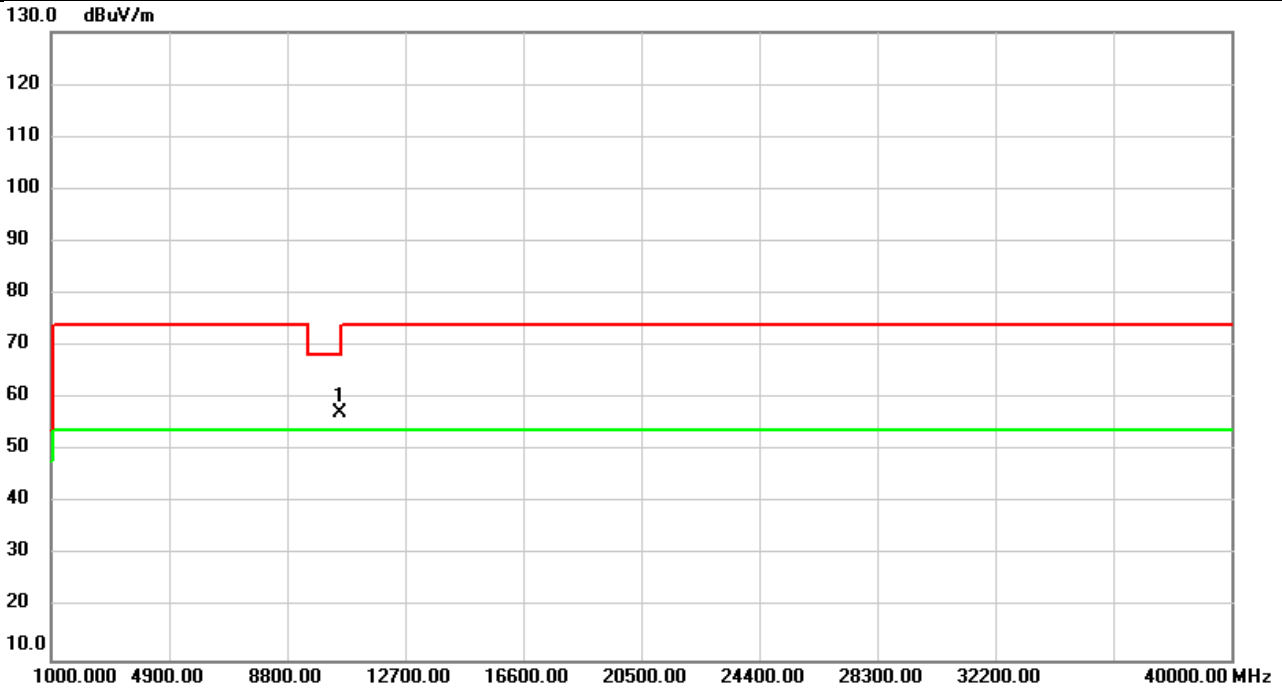


No.	Mk.	Freq.	Reading Level	Correct Factor	Measurement	Limit	Over	Detector	Comment
		MHz	dBuV	dB	dBuV/m	dBuV/m	dB		
1	*	10520.00	52.52	5.24	57.76	68.20	-10.44	peak	

REMARKS:

- (1) Measurement Value = Reading Level + Correct Factor.
- (2) Margin Level = Measurement Value - Limit Value.

Test Mode	IEEE802.11n (HT20)	Test Date	2021/3/28
Test Frequency	5260MHz	Polarization	Horizontal
Temp	22°C	Hum.	67%

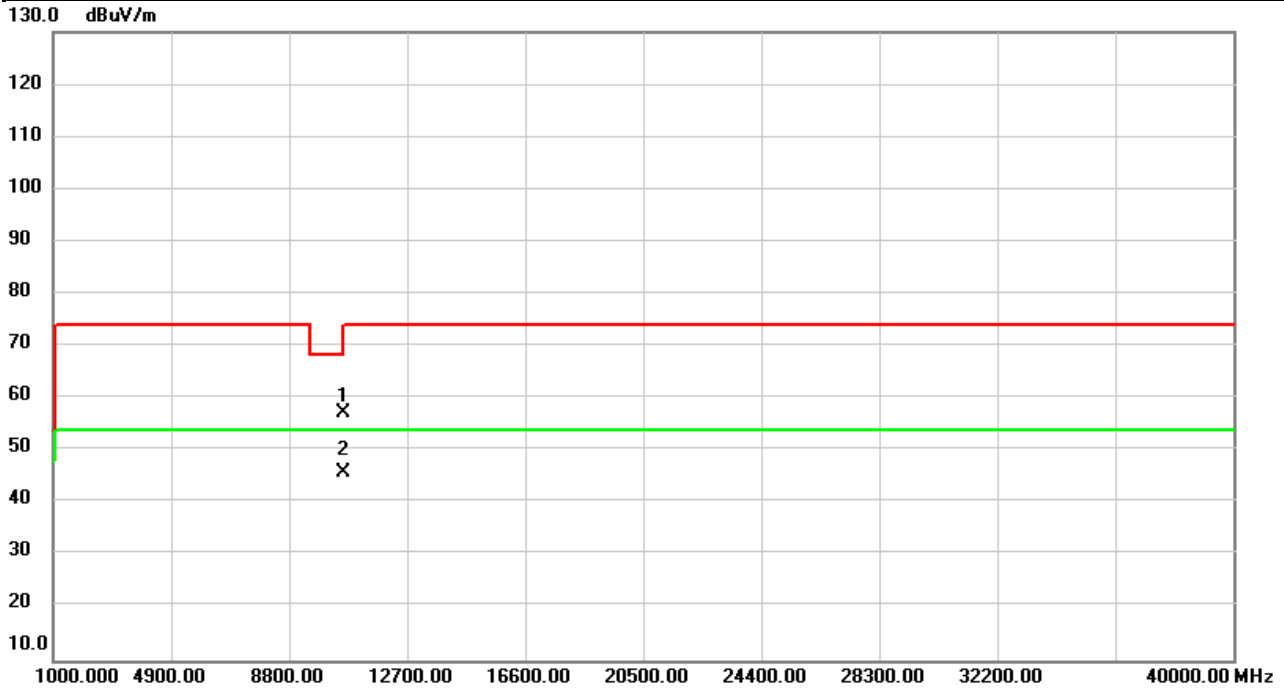


No.	Mk.	Freq.	Reading Level	Correct Factor	Measurement	Limit	Over	Detector	Comment
		MHz	dBuV	dB	dBuV/m	dBuV/m	dB		
1	*	10520.00	52.01	5.24	57.25	68.20	-10.95	peak	

REMARKS:

- (1) Measurement Value = Reading Level + Correct Factor.
- (2) Margin Level = Measurement Value - Limit Value.

Test Mode	IEEE802.11n (HT20)	Test Date	2021/3/28
Test Frequency	5300MHz	Polarization	Vertical
Temp	22°C	Hum.	67%

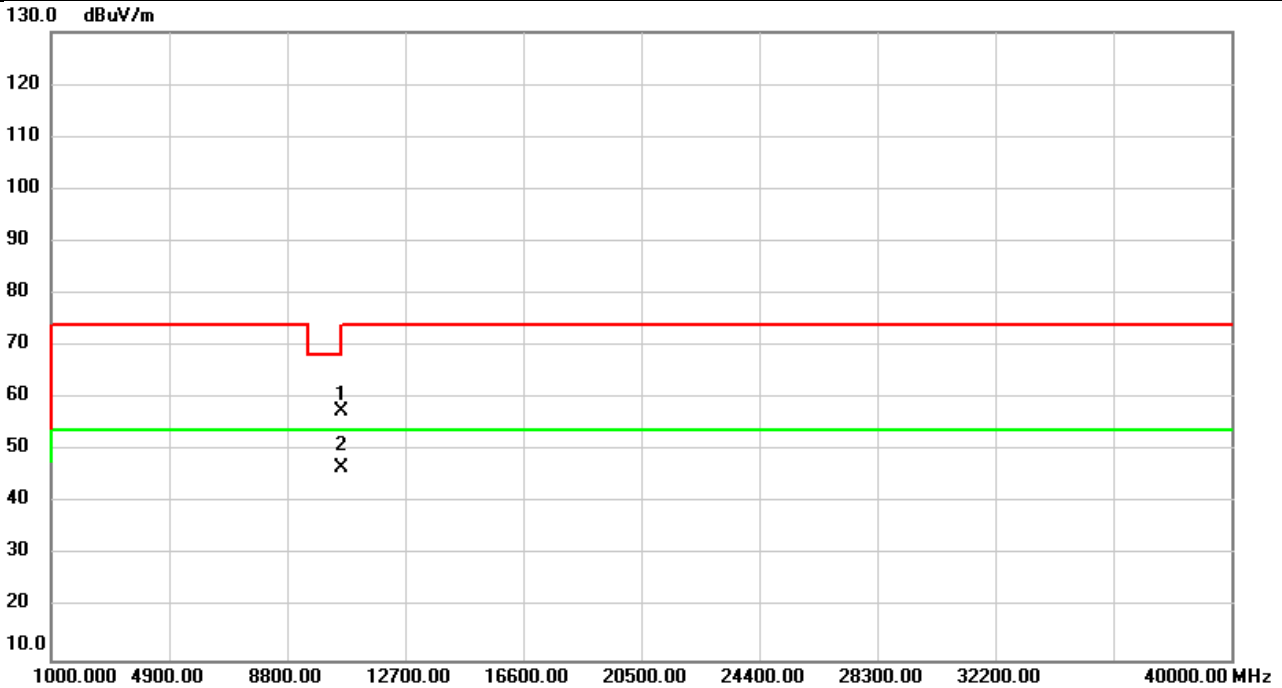


No.	Mk.	Freq.	Reading Level	Correct Factor	Measure-ment	Limit	Over	Detector	Comment
		MHz	dBuV	dB	dBuV/m	dBuV/m	dB		
1		10600.00	51.77	5.41	57.18	68.20	-11.02	peak	
2	*	10600.00	40.52	5.41	45.93	54.00	-8.07	AVG	

REMARKS:

- (1) Measurement Value = Reading Level + Correct Factor.
- (2) Margin Level = Measurement Value - Limit Value.

Test Mode	IEEE802.11n (HT20)	Test Date	2021/3/28
Test Frequency	5300MHz	Polarization	Horizontal
Temp	22°C	Hum.	67%

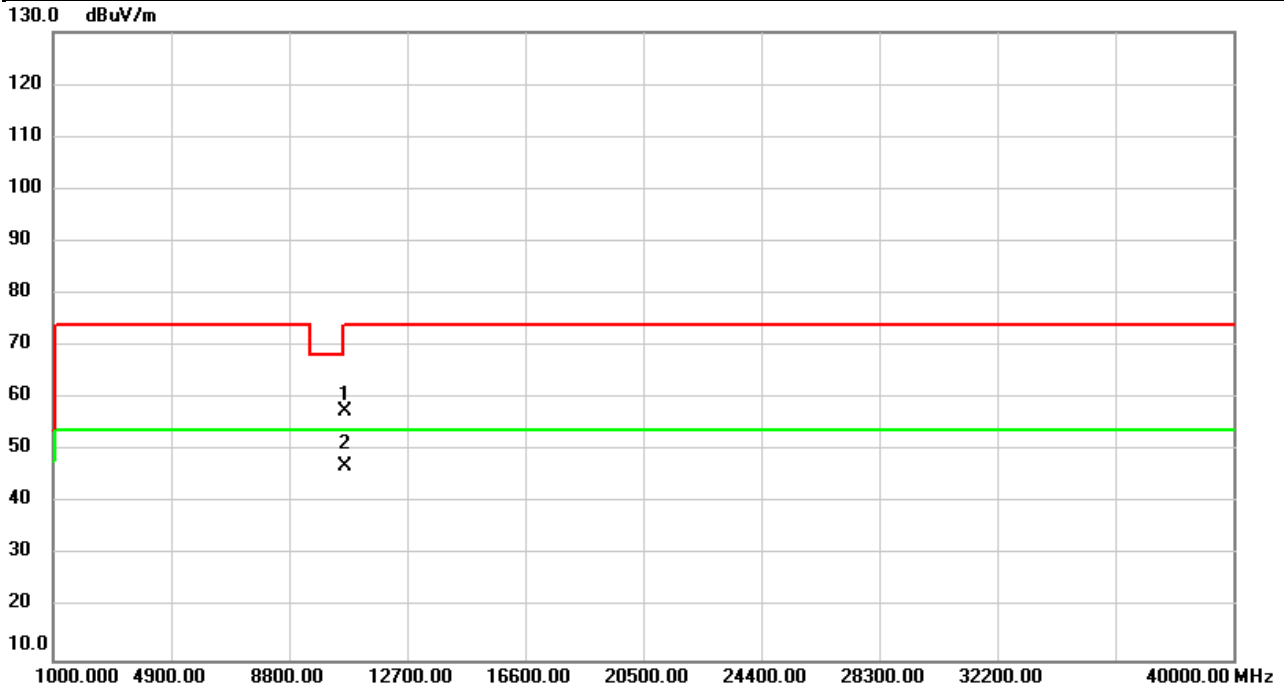


No.	Mk.	Freq.	Reading Level	Correct Factor	Measure-ment	Limit	Over	Detector	Comment
		MHz	dBuV	dB	dBuV/m	dBuV/m	dB		
1		10600.00	52.01	5.41	57.42	68.20	-10.78	peak	
2	*	10600.00	41.27	5.41	46.68	54.00	-7.32	AVG	

REMARKS:

- (1) Measurement Value = Reading Level + Correct Factor.
- (2) Margin Level = Measurement Value - Limit Value.

Test Mode	IEEE802.11n (HT20)	Test Date	2021/3/28
Test Frequency	5320MHz	Polarization	Vertical
Temp	22°C	Hum.	67%

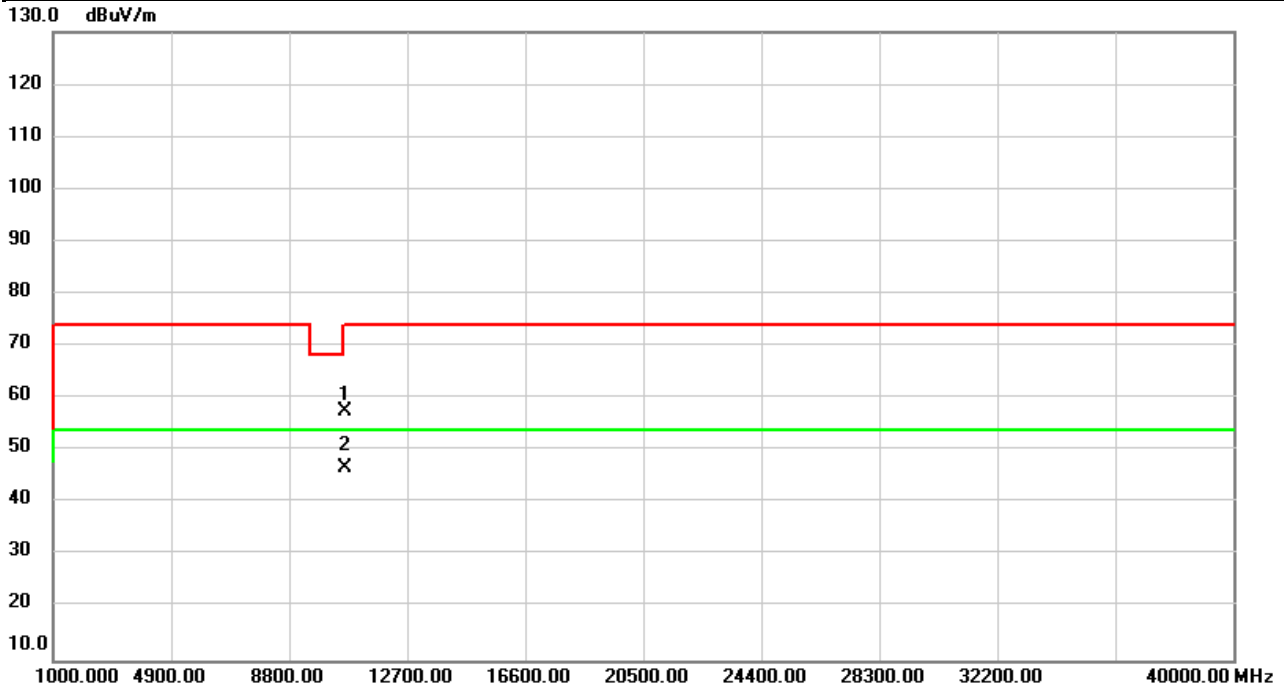


No.	Mk.	Freq.	Reading Level	Correct Factor	Measure-ment	Limit	Over	Detector	Comment
		MHz	dBuV	dB	dBuV/m	dBuV/m	dB		
1		10640.00	52.07	5.49	57.56	74.00	-16.44	peak	
2	*	10640.00	41.57	5.49	47.06	54.00	-6.94	AVG	

REMARKS:

- (1) Measurement Value = Reading Level + Correct Factor.
- (2) Margin Level = Measurement Value - Limit Value.

Test Mode	IEEE802.11n (HT20)	Test Date	2021/3/28
Test Frequency	5320MHz	Polarization	Horizontal
Temp	22°C	Hum.	67%

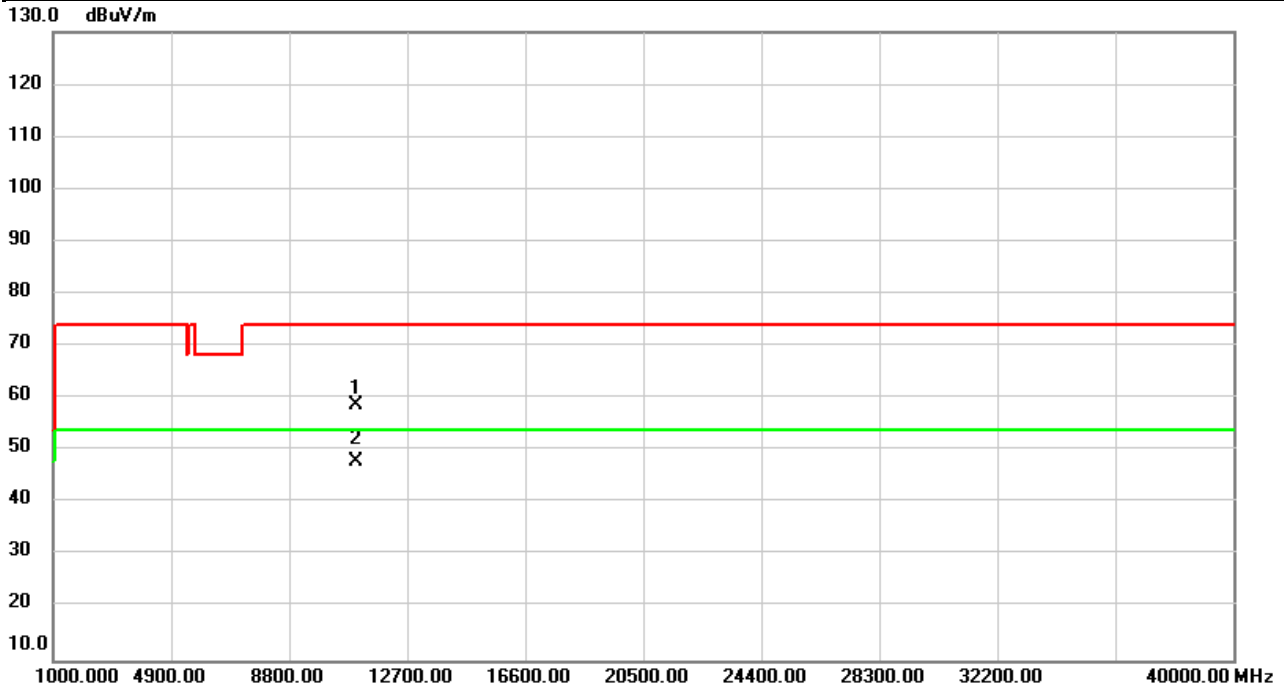


No.	Mk.	Freq.	Reading Level	Correct Factor	Measurement	Limit	Over	Detector	Comment
		MHz	dBuV	dB	dBuV/m	dBuV/m	dB		
1		10640.00	52.08	5.49	57.57	74.00	-16.43	peak	
2	*	10640.00	41.18	5.49	46.67	54.00	-7.33	AVG	

REMARKS:

- (1) Measurement Value = Reading Level + Correct Factor.
- (2) Margin Level = Measurement Value - Limit Value.

Test Mode	IEEE802.11n (HT20)	Test Date	2021/3/28
Test Frequency	5500MHz	Polarization	Vertical
Temp	22°C	Hum.	67%

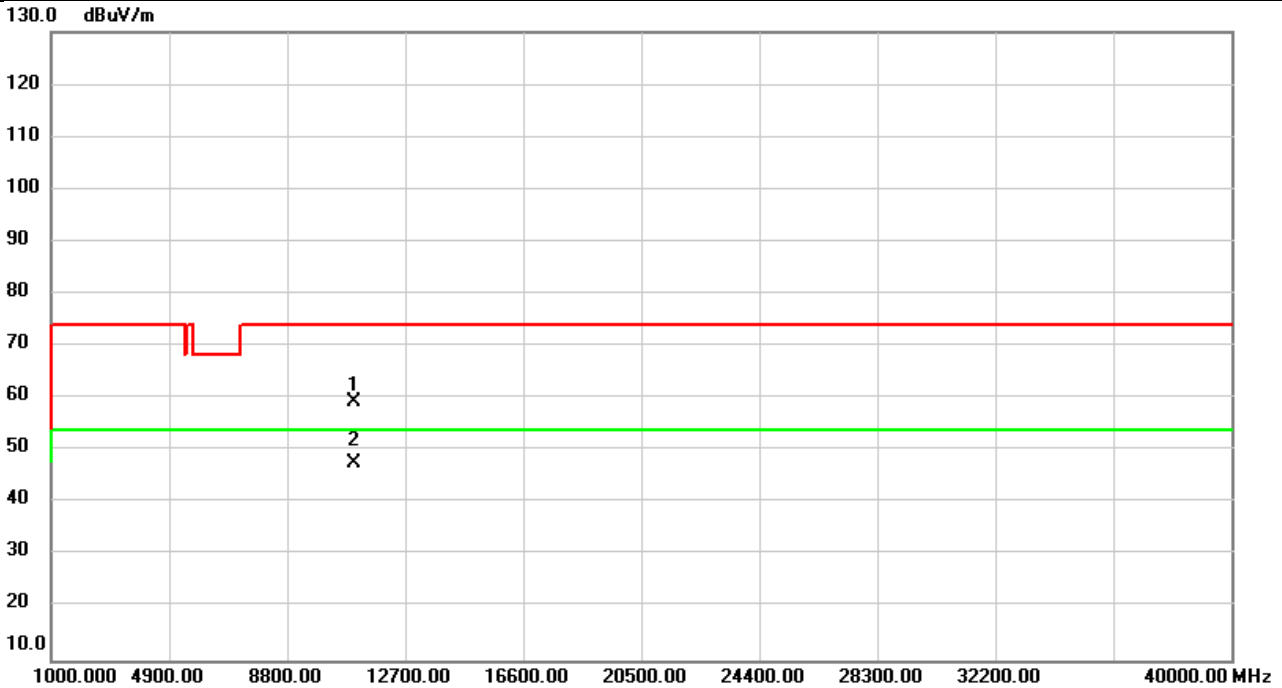


No.	Mk.	Freq.	Reading Level	Correct Factor	Measure-ment	Limit	Over	Detector	Comment
		MHz	dBuV	dB	dBuV/m	dBuV/m	dB		
1		11000.00	52.38	6.24	58.62	74.00	-15.38	peak	
2	*	11000.00	41.59	6.24	47.83	54.00	-6.17	AVG	

REMARKS:

- (1) Measurement Value = Reading Level + Correct Factor.
- (2) Margin Level = Measurement Value - Limit Value.

Test Mode	IEEE802.11n (HT20)	Test Date	2021/3/28
Test Frequency	5500MHz	Polarization	Horizontal
Temp	22°C	Hum.	67%

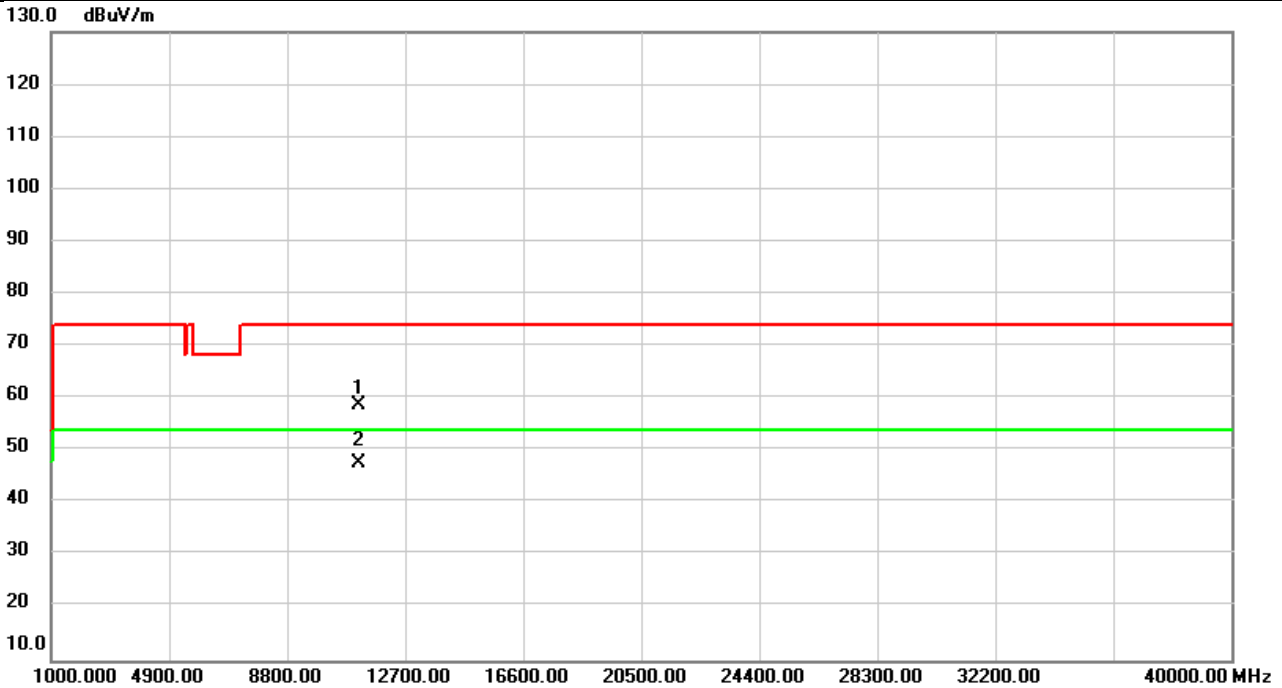


No.	Mk.	Freq. MHz	Reading Level dBuV	Correct Factor dB	Measure- ment dBuV/m	Limit dBuV/m	Over dB	Detector	Comment
1		11000.00	53.15	6.24	59.39	74.00	-14.61	peak	
2	*	11000.00	41.44	6.24	47.68	54.00	-6.32	AVG	

REMARKS:

- (1) Measurement Value = Reading Level + Correct Factor.
- (2) Margin Level = Measurement Value - Limit Value.

Test Mode	IEEE802.11n (HT20)	Test Date	2021/3/28
Test Frequency	5580MHz	Polarization	Vertical
Temp	22°C	Hum.	67%

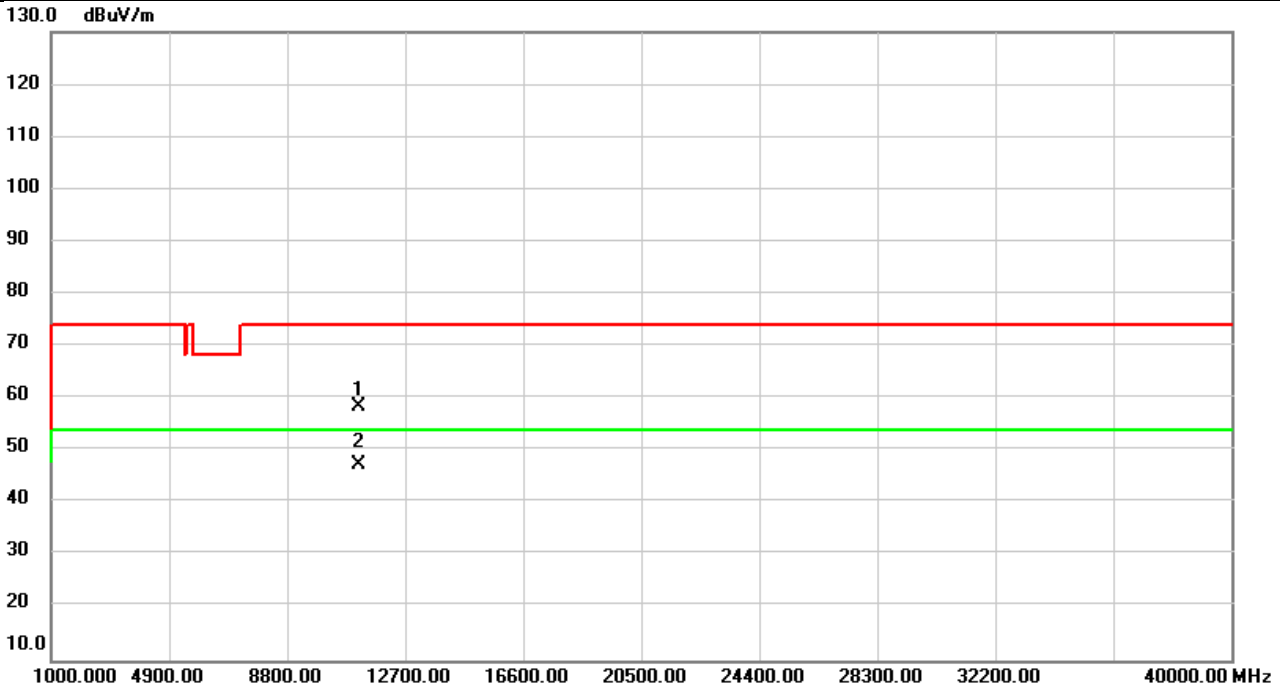


No.	Mk.	Freq.	Reading Level	Correct Factor	Measurement	Limit	Over	Detector	Comment
		MHz	dBuV	dB	dBuV/m	dBuV/m	dB		
1		11160.00	52.88	5.85	58.73	74.00	-15.27	peak	
2	*	11160.00	41.77	5.85	47.62	54.00	-6.38	AVG	

REMARKS:

- (1) Measurement Value = Reading Level + Correct Factor.
- (2) Margin Level = Measurement Value - Limit Value.

Test Mode	IEEE802.11n (HT20)	Test Date	2021/3/28
Test Frequency	5580MHz	Polarization	Horizontal
Temp	22°C	Hum.	67%

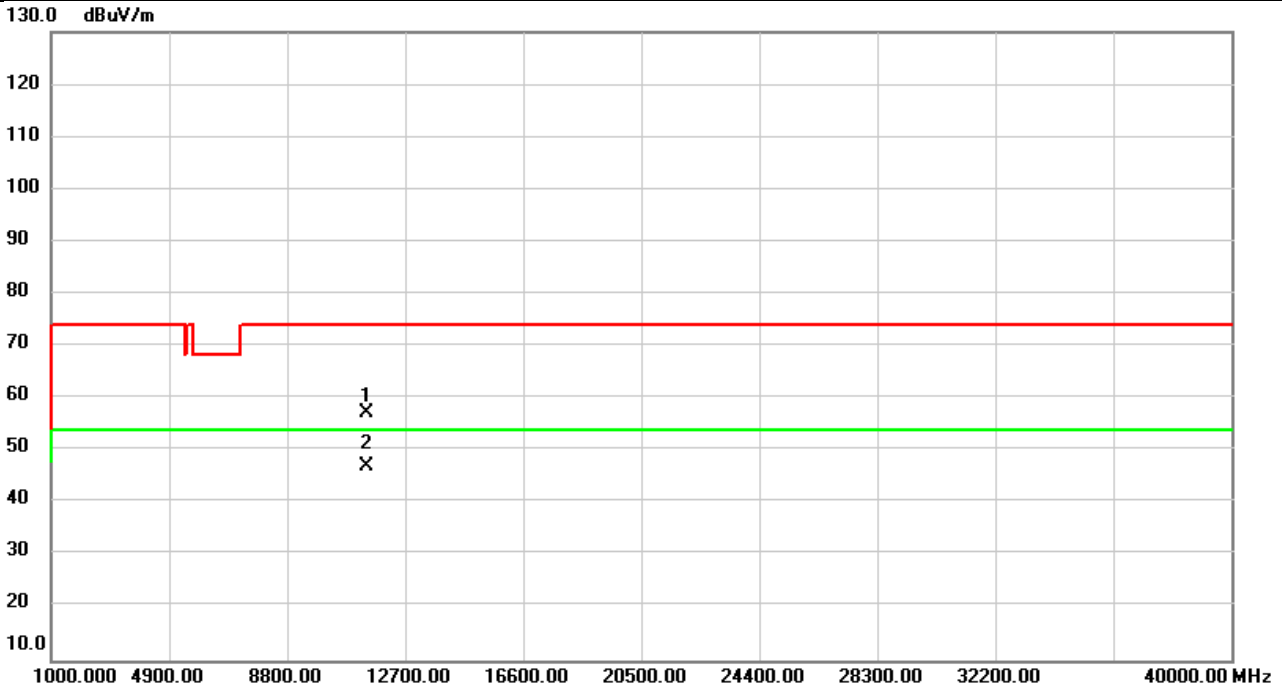


No.	Mk.	Freq.	Reading Level	Correct Factor	Measure-ment	Limit	Over	Detector	Comment
		MHz	dBuV	dB	dBuV/m	dBuV/m	dB		
1		11160.00	52.50	5.85	58.35	74.00	-15.65	peak	
2	*	11160.00	41.59	5.85	47.44	54.00	-6.56	AVG	

REMARKS:

- (1) Measurement Value = Reading Level + Correct Factor.
- (2) Margin Level = Measurement Value - Limit Value.

Test Mode	IEEE802.11n (HT20)	Test Date	2021/3/28
Test Frequency	5700MHz	Polarization	Vertical
Temp	22°C	Hum.	67%

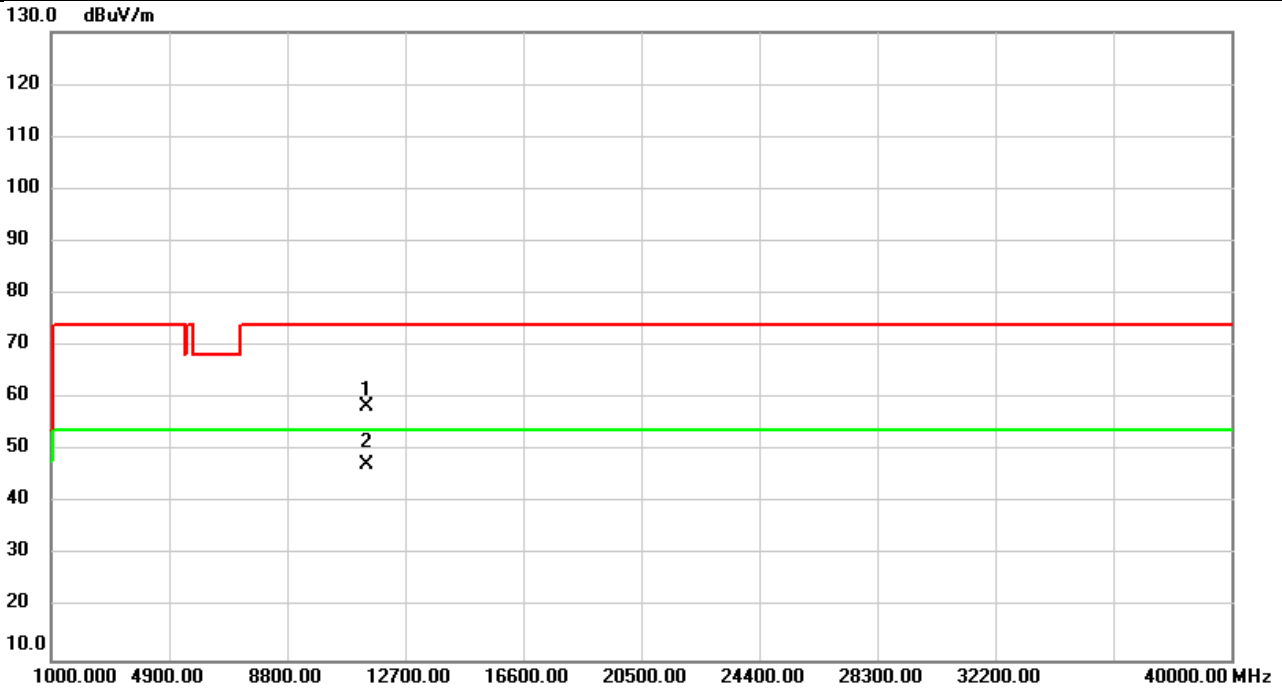


No.	Mk.	Freq. MHz	Reading Level dBuV	Correct Factor dB	Measure- ment dBuV/m	Limit dBuV/m	Over dB	Detector	Comment
1		11400.00	52.08	5.27	57.35	74.00	-16.65	peak	
2	*	11400.00	41.76	5.27	47.03	54.00	-6.97	AVG	

REMARKS:

- (1) Measurement Value = Reading Level + Correct Factor.
- (2) Margin Level = Measurement Value - Limit Value.

Test Mode	IEEE802.11n (HT20)	Test Date	2021/3/28
Test Frequency	5700MHz	Polarization	Horizontal
Temp	22°C	Hum.	67%

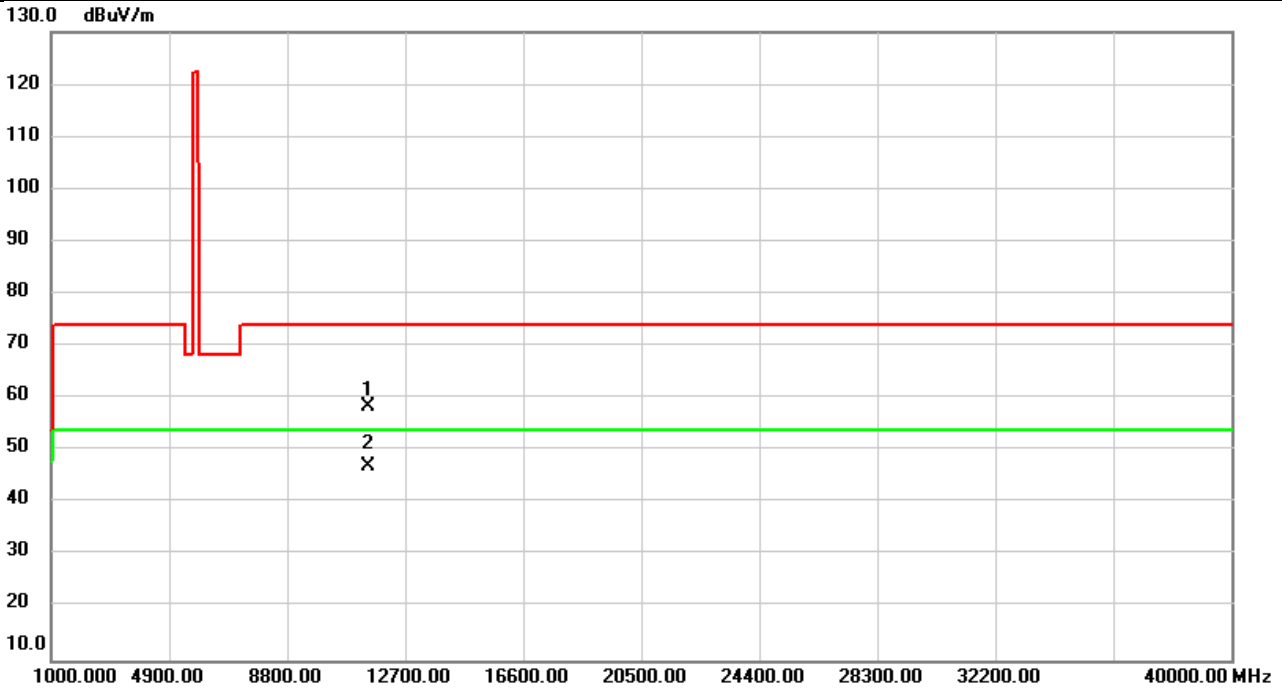


No.	Mk.	Freq.	Reading Level	Correct Factor	Measure-ment	Limit	Over	Detector	Comment
		MHz	dBuV	dB	dBuV/m	dBuV/m	dB		
1		11400.00	53.33	5.27	58.60	74.00	-15.40	peak	
2	*	11400.00	42.15	5.27	47.42	54.00	-6.58	AVG	

REMARKS:

- (1) Measurement Value = Reading Level + Correct Factor.
- (2) Margin Level = Measurement Value - Limit Value.

Test Mode	IEEE802.11n (HT20)	Test Date	2021/3/28
Test Frequency	5745MHz	Polarization	Vertical
Temp	22°C	Hum.	67%

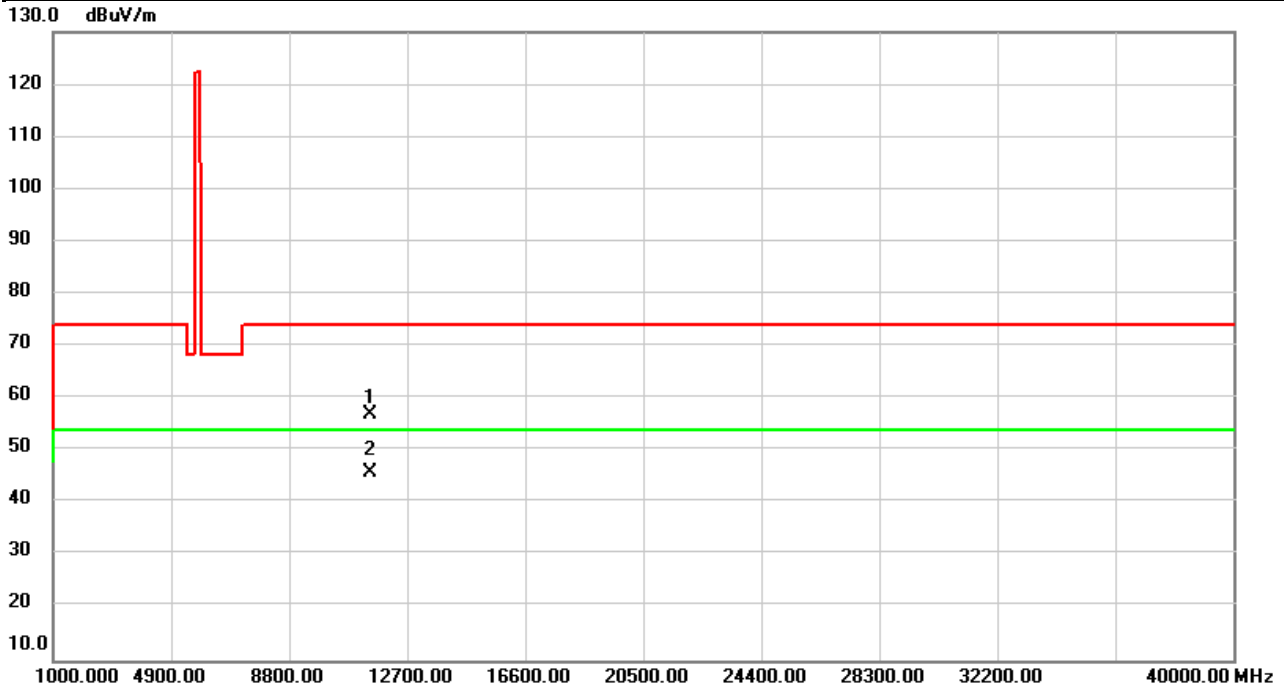


No.	Mk.	Freq.	Reading Level	Correct Factor	Measure-ment	Limit	Over	Detector	Comment
		MHz	dBuV	dB	dBuV/m	dBuV/m	dB		
1		11490.00	53.49	5.05	58.54	74.00	-15.46	peak	
2	*	11490.00	42.05	5.05	47.10	54.00	-6.90	AVG	

REMARKS:

- (1) Measurement Value = Reading Level + Correct Factor.
- (2) Margin Level = Measurement Value - Limit Value.

Test Mode	IEEE802.11n (HT20)	Test Date	2021/3/28
Test Frequency	5745MHz	Polarization	Horizontal
Temp	22°C	Hum.	67%

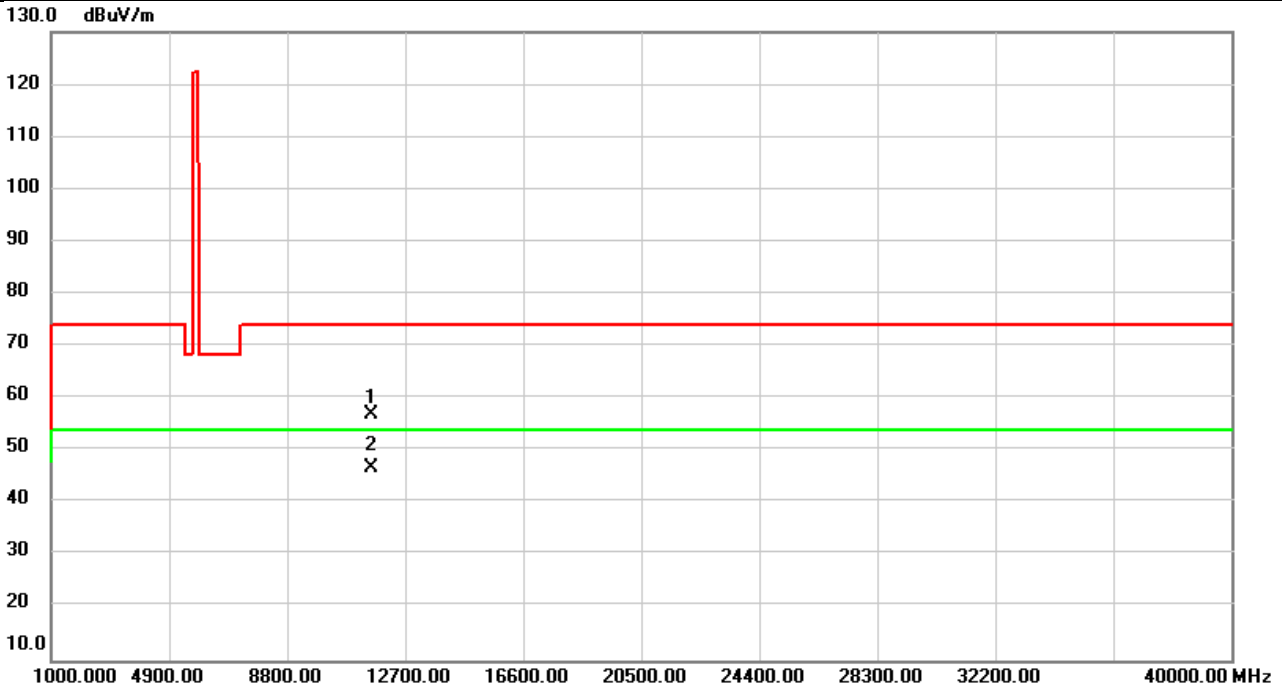


No.	Mk.	Freq.	Reading Level	Correct Factor	Measure-ment	Limit	Over	Detector	Comment
		MHz	dBuV	dB	dBuV/m	dBuV/m	dB		
1		11490.00	51.85	5.05	56.90	74.00	-17.10	peak	
2	*	11490.00	40.75	5.05	45.80	54.00	-8.20	AVG	

REMARKS:

- (1) Measurement Value = Reading Level + Correct Factor.
- (2) Margin Level = Measurement Value - Limit Value.

Test Mode	IEEE802.11n (HT20)	Test Date	2021/3/28
Test Frequency	5785MHz	Polarization	Vertical
Temp	22°C	Hum.	67%

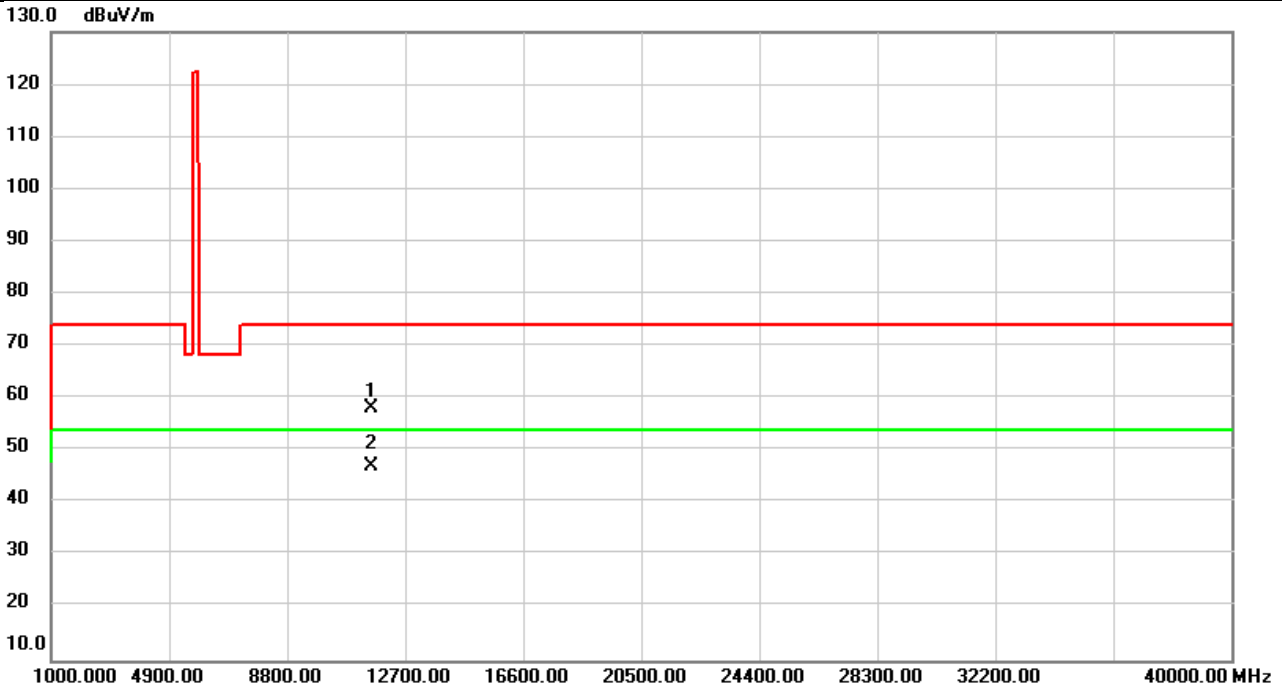


No.	Mk.	Freq.	Reading Level	Correct Factor	Measure-ment	Limit	Over	Detector	Comment
		MHz	dBuV	dB	dBuV/m	dBuV/m	dB		
1		11570.00	52.05	4.87	56.92	74.00	-17.08	peak	
2	*	11570.00	41.88	4.87	46.75	54.00	-7.25	AVG	

REMARKS:

- (1) Measurement Value = Reading Level + Correct Factor.
- (2) Margin Level = Measurement Value - Limit Value.

Test Mode	IEEE802.11n (HT20)	Test Date	2021/3/28
Test Frequency	5785MHz	Polarization	Horizontal
Temp	22°C	Hum.	67%

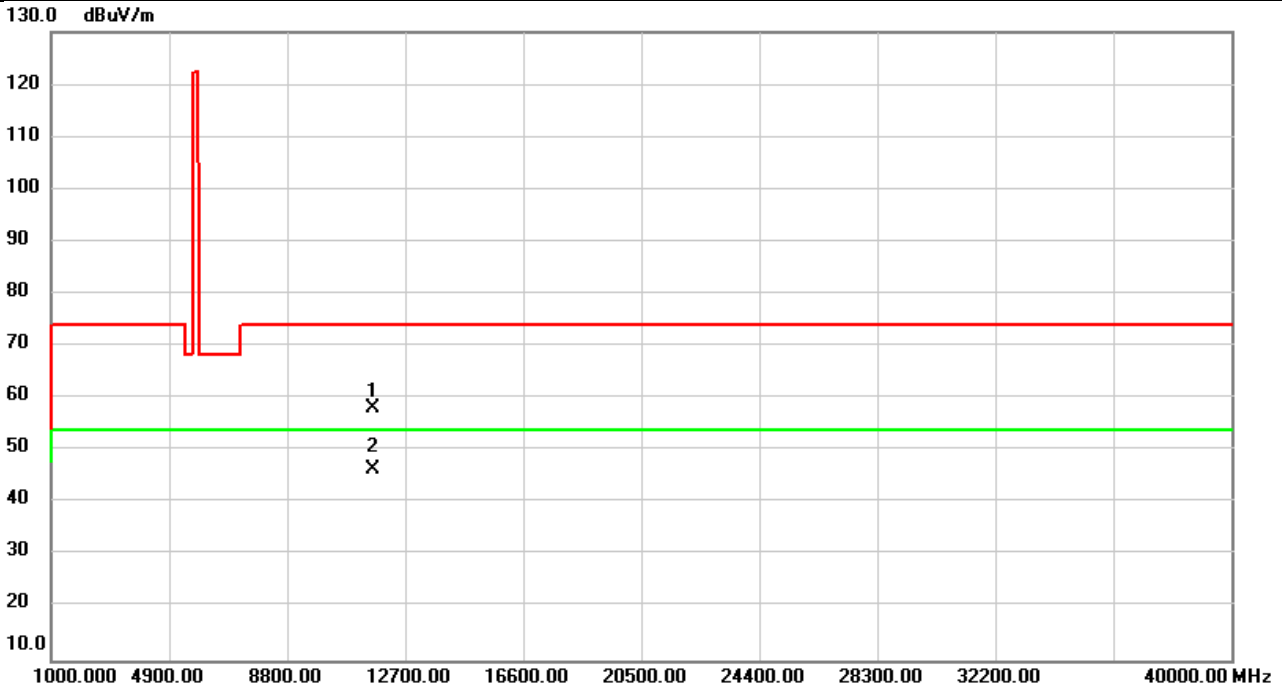


No.	Mk.	Freq.	Reading Level	Correct Factor	Measure-ment	Limit	Over	Detector	Comment
		MHz	dBuV	dB	dBuV/m	dBuV/m	dB		
1		11570.00	53.40	4.87	58.27	74.00	-15.73	peak	
2	*	11570.00	42.14	4.87	47.01	54.00	-6.99	AVG	

REMARKS:

- (1) Measurement Value = Reading Level + Correct Factor.
- (2) Margin Level = Measurement Value - Limit Value.

Test Mode	IEEE802.11n (HT20)	Test Date	2021/3/28
Test Frequency	5825MHz	Polarization	Vertical
Temp	22°C	Hum.	67%

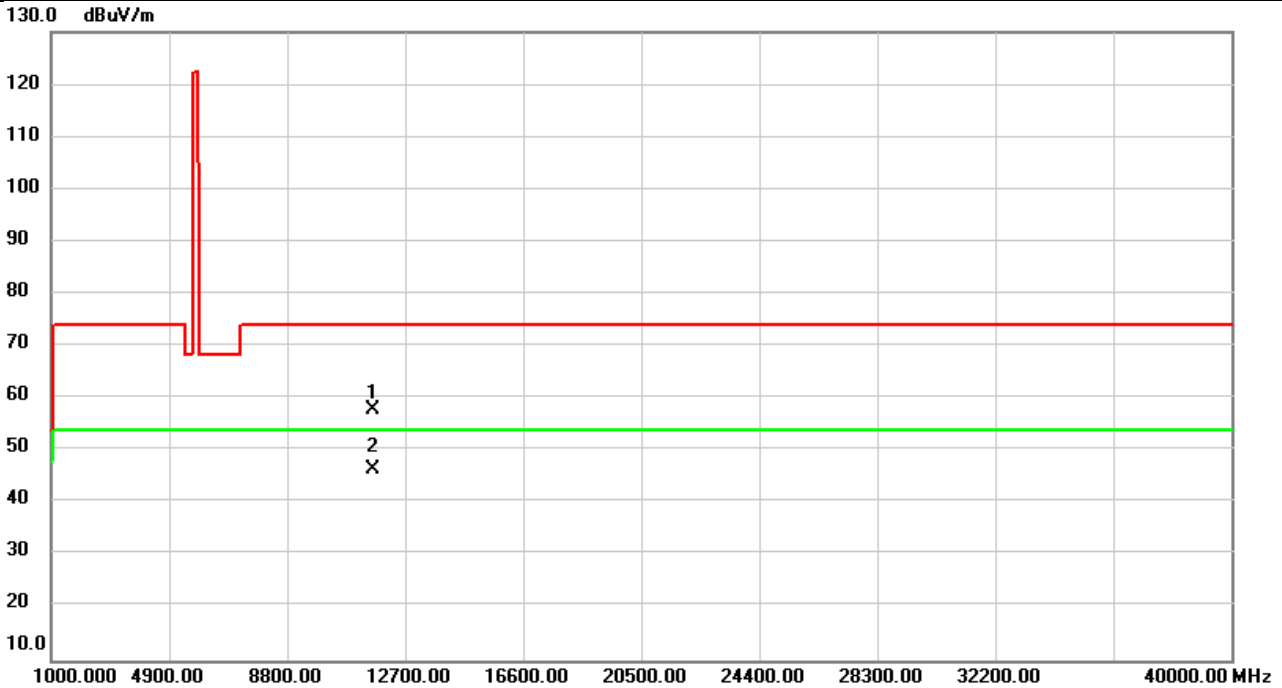


No.	Mk.	Freq.	Reading Level	Correct Factor	Measure-ment	Limit	Over	Detector	Comment
		MHz	dBuV	dB	dBuV/m	dBuV/m	dB		
1		11650.00	53.38	4.69	58.07	74.00	-15.93	peak	
2	*	11650.00	41.78	4.69	46.47	54.00	-7.53	AVG	

REMARKS:

- (1) Measurement Value = Reading Level + Correct Factor.
- (2) Margin Level = Measurement Value - Limit Value.

Test Mode	IEEE802.11n (HT20)	Test Date	2021/3/28
Test Frequency	5825MHz	Polarization	Horizontal
Temp	22°C	Hum.	67%

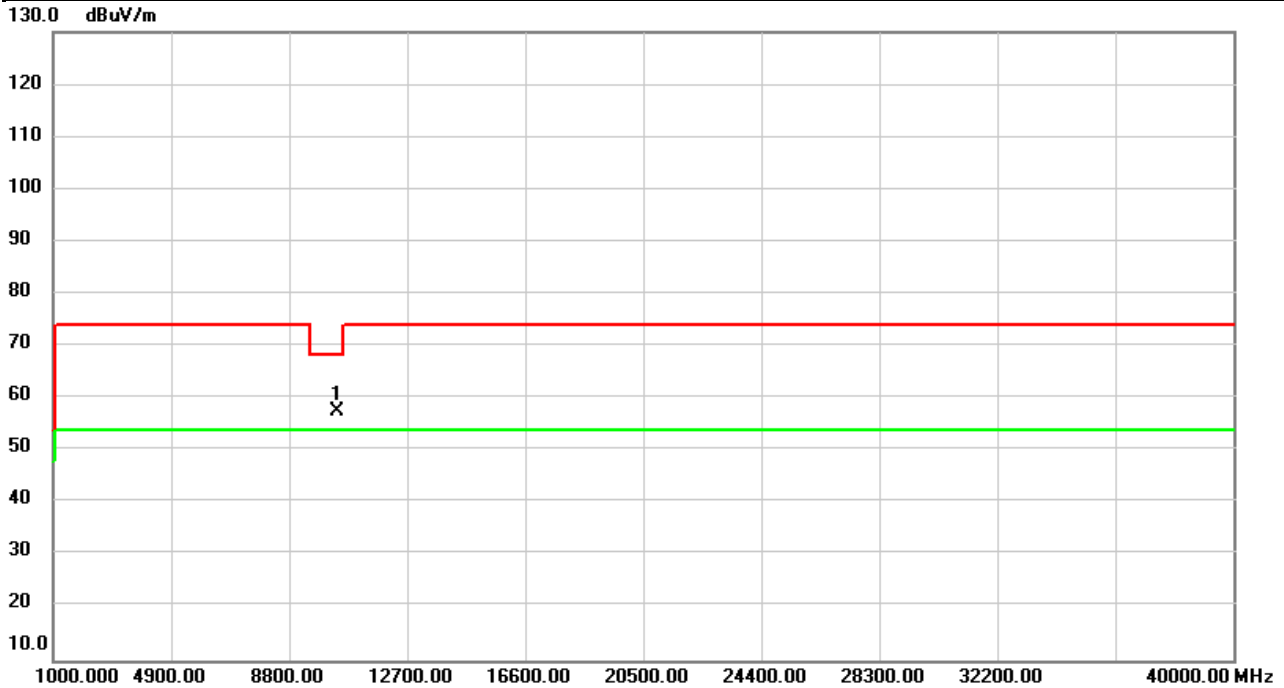


No.	Mk.	Freq.	Reading Level	Correct Factor	Measure-ment	Limit	Over	Detector	Comment
		MHz	dBuV	dB	dBuV/m	dBuV/m	dB		
1		11650.00	53.07	4.69	57.76	74.00	-16.24	peak	
2	*	11650.00	41.73	4.69	46.42	54.00	-7.58	AVG	

REMARKS:

- (1) Measurement Value = Reading Level + Correct Factor.
- (2) Margin Level = Measurement Value - Limit Value.

Test Mode	IEEE802.11n (HT40)	Test Date	2021/3/28
Test Frequency	5190MHz	Polarization	Vertical
Temp	22°C	Hum.	67%

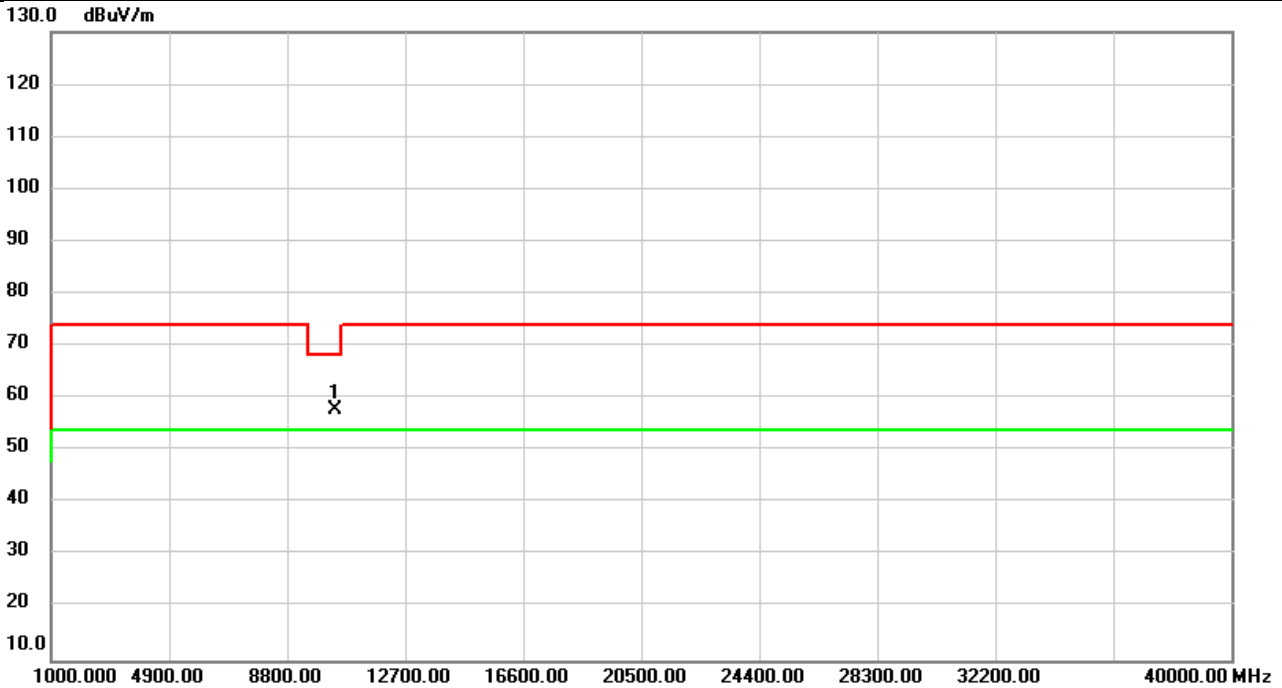


No.	Mk.	Freq.	Reading Level	Correct Factor	Measurement	Limit	Over	Detector	Comment
		MHz	dBuV	dB	dBuV/m	dBuV/m	dB		
1	*	10380.00	52.73	4.89	57.62	68.20	-10.58	peak	

REMARKS:

- (1) Measurement Value = Reading Level + Correct Factor.
- (2) Margin Level = Measurement Value - Limit Value.

Test Mode	IEEE802.11n (HT40)	Test Date	2021/3/28
Test Frequency	5190MHz	Polarization	Horizontal
Temp	22°C	Hum.	67%

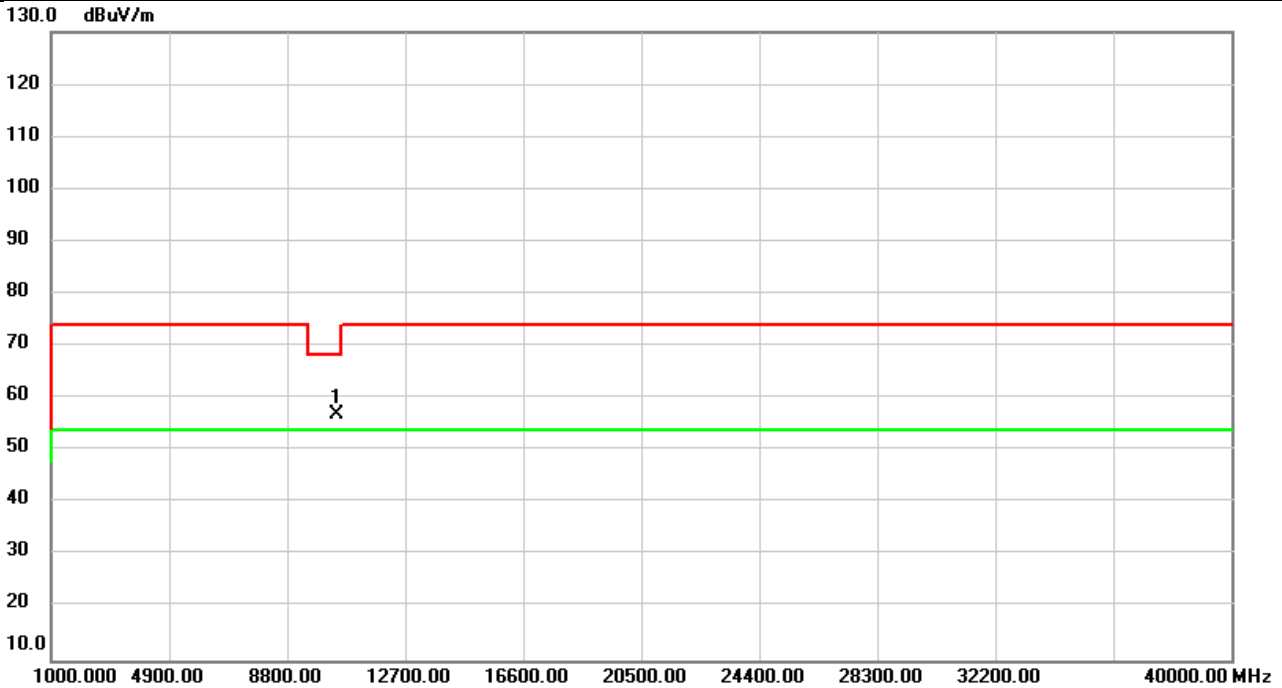


No.	Mk.	Freq.	Reading Level	Correct Factor	Measurement	Limit	Over	Detector	Comment
		MHz	dBuV	dB	dBuV/m	dBuV/m	dB		
1	*	10380.00	52.98	4.89	57.87	68.20	-10.33	peak	

REMARKS:

- (1) Measurement Value = Reading Level + Correct Factor.
- (2) Margin Level = Measurement Value - Limit Value.

Test Mode	IEEE802.11n (HT40)	Test Date	2021/3/28
Test Frequency	5230MHz	Polarization	Vertical
Temp	22°C	Hum.	67%

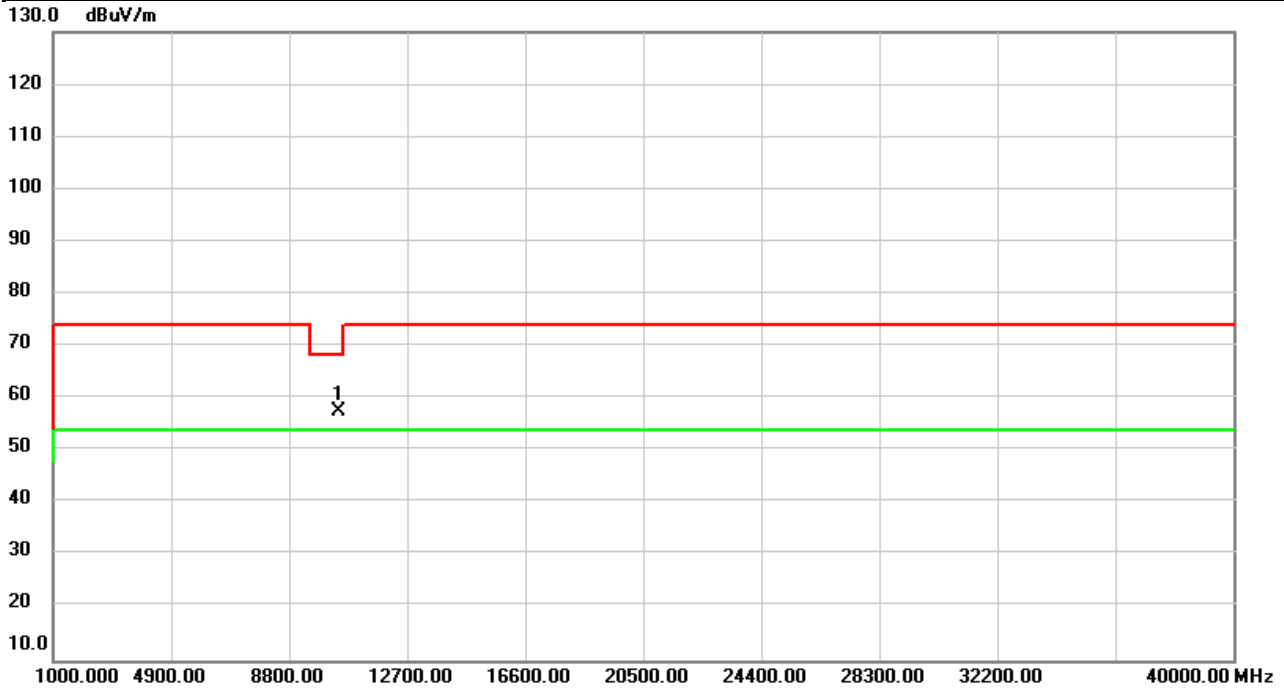


No.	Mk.	Freq.	Reading Level	Correct Factor	Measurement	Limit	Over	Detector	Comment
		MHz	dBuV	dB	dBuV/m	dBuV/m	dB		
1	*	10460.00	51.72	5.10	56.82	68.20	-11.38	peak	

REMARKS:

- (1) Measurement Value = Reading Level + Correct Factor.
- (2) Margin Level = Measurement Value - Limit Value.

Test Mode	IEEE802.11n (HT40)	Test Date	2021/3/28
Test Frequency	5230MHz	Polarization	Horizontal
Temp	22°C	Hum.	67%

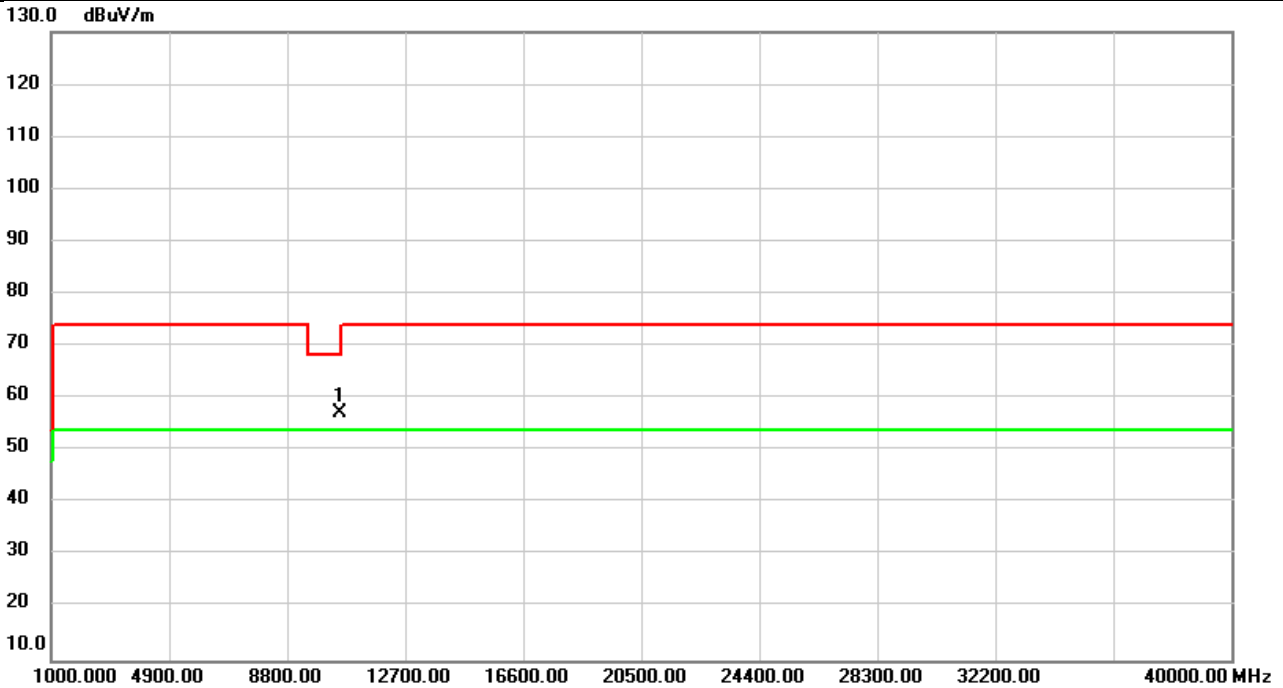


No.	Mk.	Freq.	Reading Level	Correct Factor	Measurement	Limit	Over	Detector	Comment
		MHz	dBuV	dB	dBuV/m	dBuV/m	dB		
1	*	10460.00	52.44	5.10	57.54	68.20	-10.66	peak	

REMARKS:

- (1) Measurement Value = Reading Level + Correct Factor.
- (2) Margin Level = Measurement Value - Limit Value.

Test Mode	IEEE802.11n (HT40)	Test Date	2021/3/28
Test Frequency	5270MHz	Polarization	Vertical
Temp	22°C	Hum.	67%

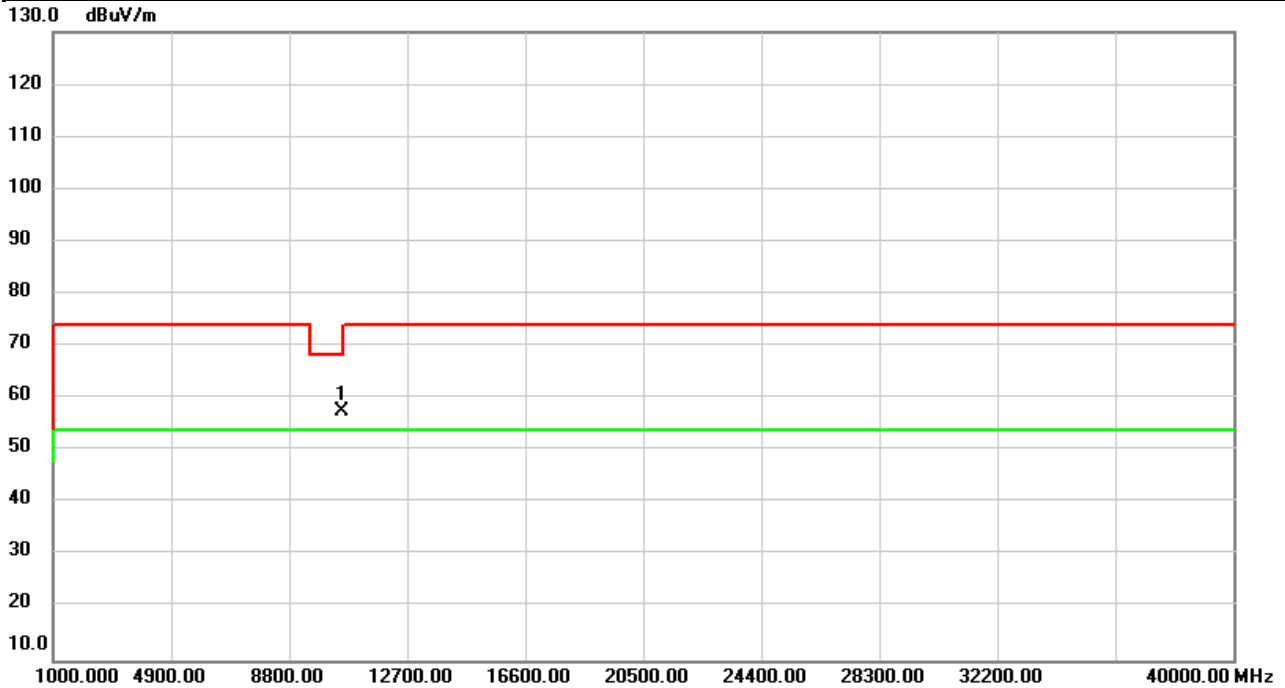


No.	Mk.	Freq.	Reading Level	Correct Factor	Measurement	Limit	Over	Detector	Comment
		MHz	dBuV	dB	dBuV/m	dBuV/m	dB		
1	*	10540.00	52.03	5.28	57.31	68.20	-10.89	peak	

REMARKS:

- (1) Measurement Value = Reading Level + Correct Factor.
- (2) Margin Level = Measurement Value - Limit Value.

Test Mode	IEEE802.11n (HT40)	Test Date	2021/3/28
Test Frequency	5270MHz	Polarization	Horizontal
Temp	22°C	Hum.	67%

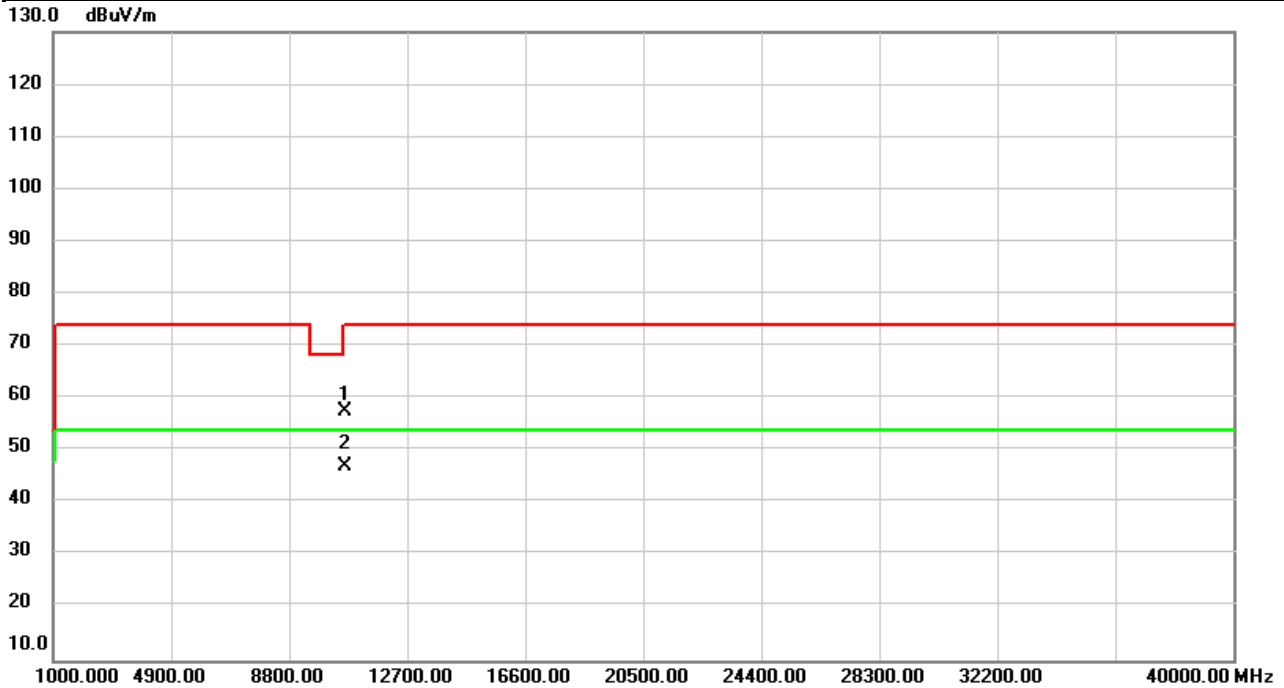


No.	Mk.	Freq.	Reading Level	Correct Factor	Measurement	Limit	Over	Detector	Comment
		MHz	dBuV	dB	dBuV/m	dBuV/m	dB		
1	*	10540.00	52.21	5.28	57.49	68.20	-10.71	peak	

REMARKS:

- (1) Measurement Value = Reading Level + Correct Factor.
- (2) Margin Level = Measurement Value - Limit Value.

Test Mode	IEEE802.11n (HT40)	Test Date	2021/3/28
Test Frequency	5310MHz	Polarization	Vertical
Temp	22°C	Hum.	67%

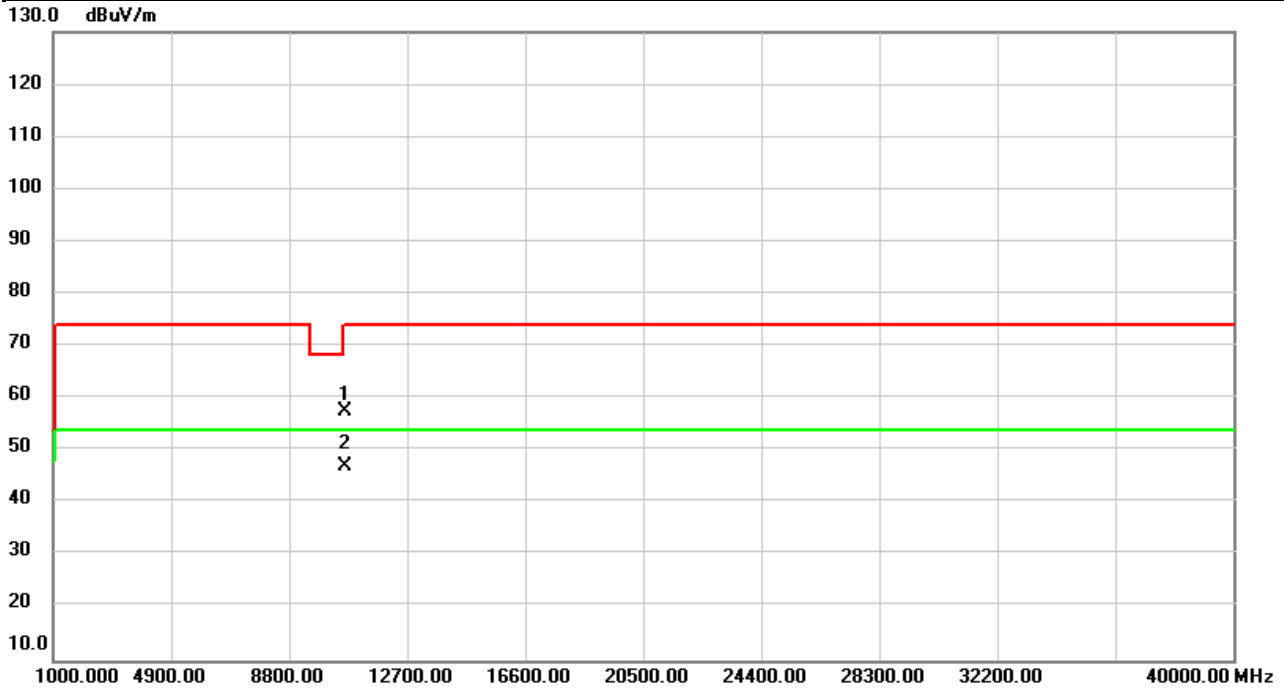


No.	Mk.	Freq.	Reading Level	Correct Factor	Measure-ment	Limit	Over	Detector	Comment
		MHz	dBuV	dB	dBuV/m	dBuV/m	dB		
1		10620.00	52.18	5.45	57.63	74.00	-16.37	peak	
2	*	10620.00	41.63	5.45	47.08	54.00	-6.92	AVG	

REMARKS:

- (1) Measurement Value = Reading Level + Correct Factor.
- (2) Margin Level = Measurement Value - Limit Value.

Test Mode	IEEE802.11n (HT40)	Test Date	2021/3/28
Test Frequency	5310MHz	Polarization	Horizontal
Temp	22°C	Hum.	67%

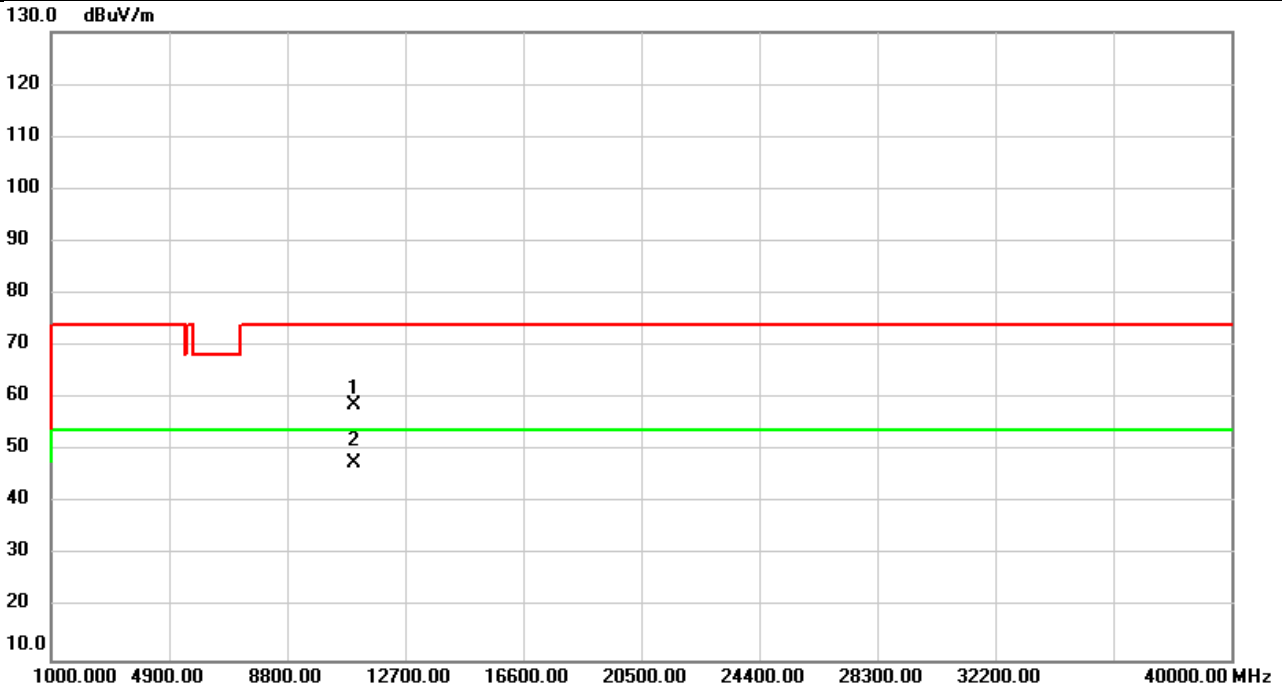


No.	Mk.	Freq.	Reading Level	Correct Factor	Measurement	Limit	Over	Detector	Comment
		MHz	dBuV	dB	dBuV/m	dBuV/m	dB		
1		10620.00	52.11	5.45	57.56	74.00	-16.44	peak	
2	*	10620.00	41.66	5.45	47.11	54.00	-6.89	AVG	

REMARKS:

- (1) Measurement Value = Reading Level + Correct Factor.
- (2) Margin Level = Measurement Value - Limit Value.

Test Mode	IEEE802.11n (HT40)	Test Date	2021/3/28
Test Frequency	5510MHz	Polarization	Vertical
Temp	22°C	Hum.	67%

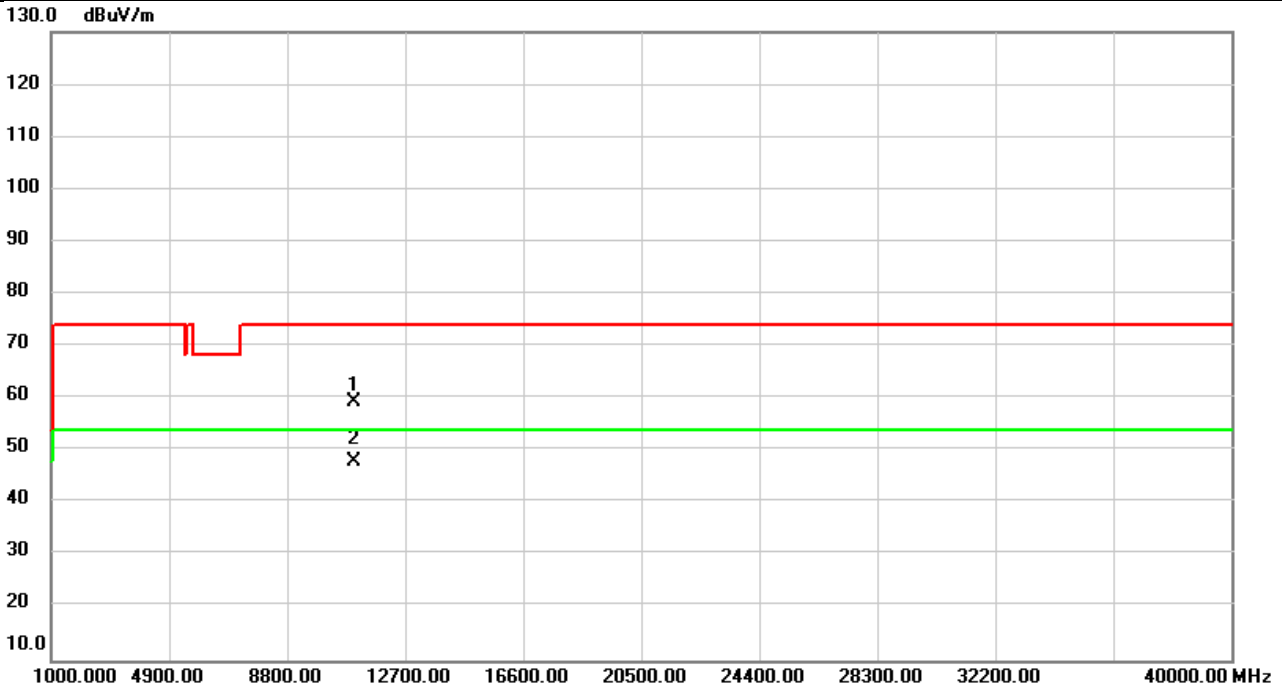


No.	Mk.	Freq.	Reading Level	Correct Factor	Measure-ment	Limit	Over	Detector	Comment
		MHz	dBuV	dB	dBuV/m	dBuV/m	dB		
1		11020.00	52.58	6.20	58.78	74.00	-15.22	peak	
2	*	11020.00	41.52	6.20	47.72	54.00	-6.28	AVG	

REMARKS:

- (1) Measurement Value = Reading Level + Correct Factor.
- (2) Margin Level = Measurement Value - Limit Value.

Test Mode	IEEE802.11n (HT40)	Test Date	2021/3/28
Test Frequency	5510MHz	Polarization	Horizontal
Temp	22°C	Hum.	67%

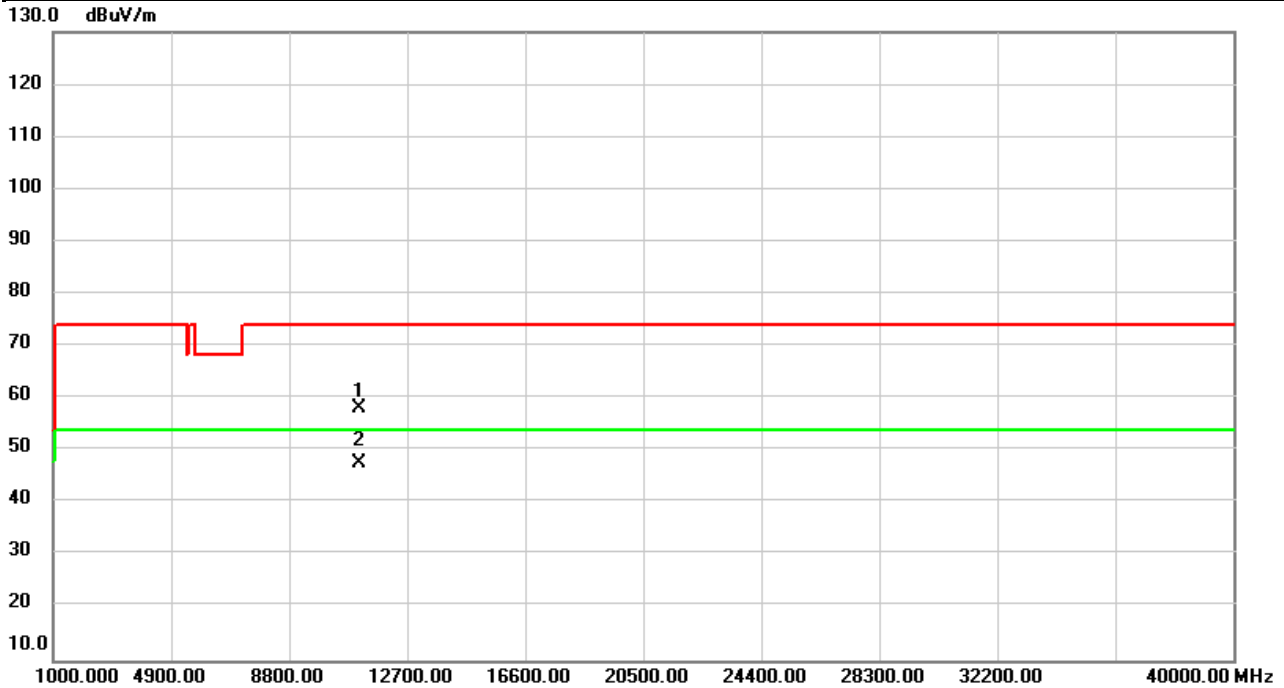


No.	Mk.	Freq.	Reading Level	Correct Factor	Measure-ment	Limit	Over	Detector	Comment
		MHz	dBuV	dB	dBuV/m	dBuV/m	dB		
1		11020.00	53.14	6.20	59.34	74.00	-14.66	peak	
2	*	11020.00	41.79	6.20	47.99	54.00	-6.01	AVG	

REMARKS:

- (1) Measurement Value = Reading Level + Correct Factor.
- (2) Margin Level = Measurement Value - Limit Value.

Test Mode	IEEE802.11n (HT40)	Test Date	2021/3/28
Test Frequency	5550MHz	Polarization	Vertical
Temp	22°C	Hum.	67%

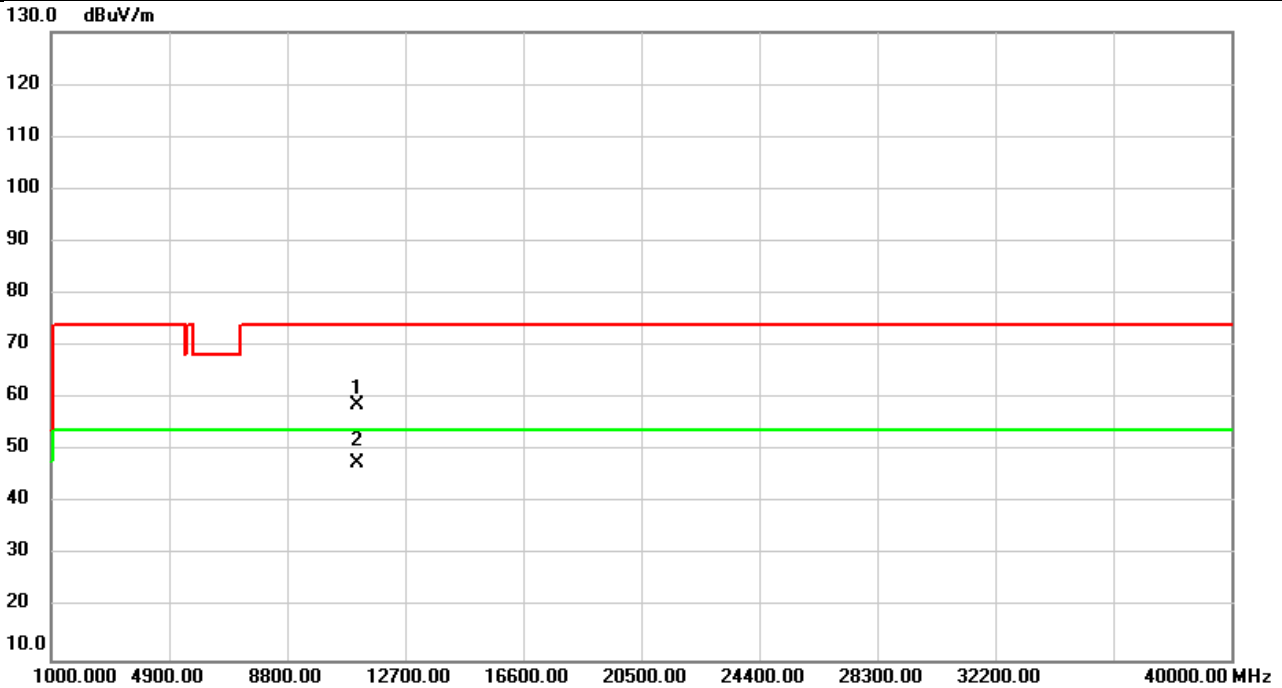


No.	Mk.	Freq.	Reading Level	Correct Factor	Measure-ment	Limit	Over	Detector	Comment
		MHz	dBuV	dB	dBuV/m	dBuV/m	dB		
1		11100.00	52.27	6.00	58.27	74.00	-15.73	peak	
2	*	11100.00	41.52	6.00	47.52	54.00	-6.48	AVG	

REMARKS:

- (1) Measurement Value = Reading Level + Correct Factor.
- (2) Margin Level = Measurement Value - Limit Value.

Test Mode	IEEE802.11n (HT40)	Test Date	2021/3/28
Test Frequency	5550MHz	Polarization	Horizontal
Temp	22°C	Hum.	67%

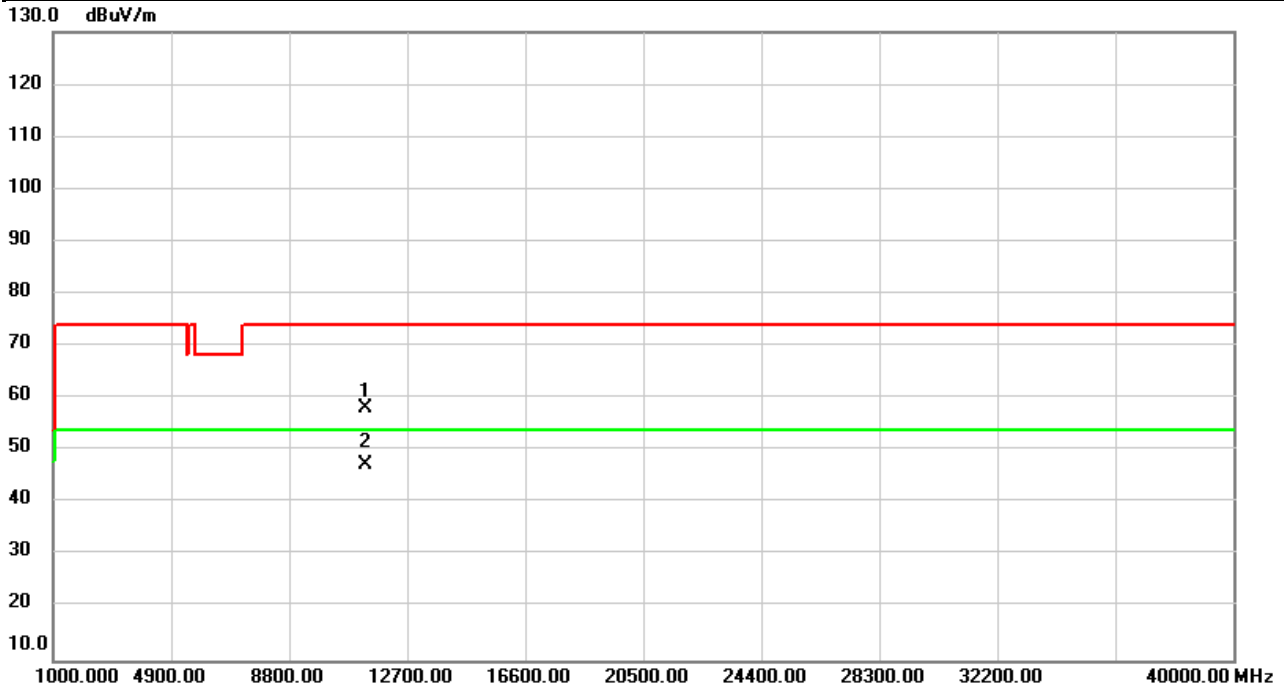


No.	Mk.	Freq.	Reading Level	Correct Factor	Measure-ment	Limit	Over	Detector	Comment
		MHz	dBuV	dB	dBuV/m	dBuV/m	dB		
1		11100.00	52.83	6.00	58.83	74.00	-15.17	peak	
2	*	11100.00	41.65	6.00	47.65	54.00	-6.35	AVG	

REMARKS:

- (1) Measurement Value = Reading Level + Correct Factor.
- (2) Margin Level = Measurement Value - Limit Value.

Test Mode	IEEE802.11n (HT40)	Test Date	2021/3/28
Test Frequency	5670MHz	Polarization	Vertical
Temp	22°C	Hum.	67%

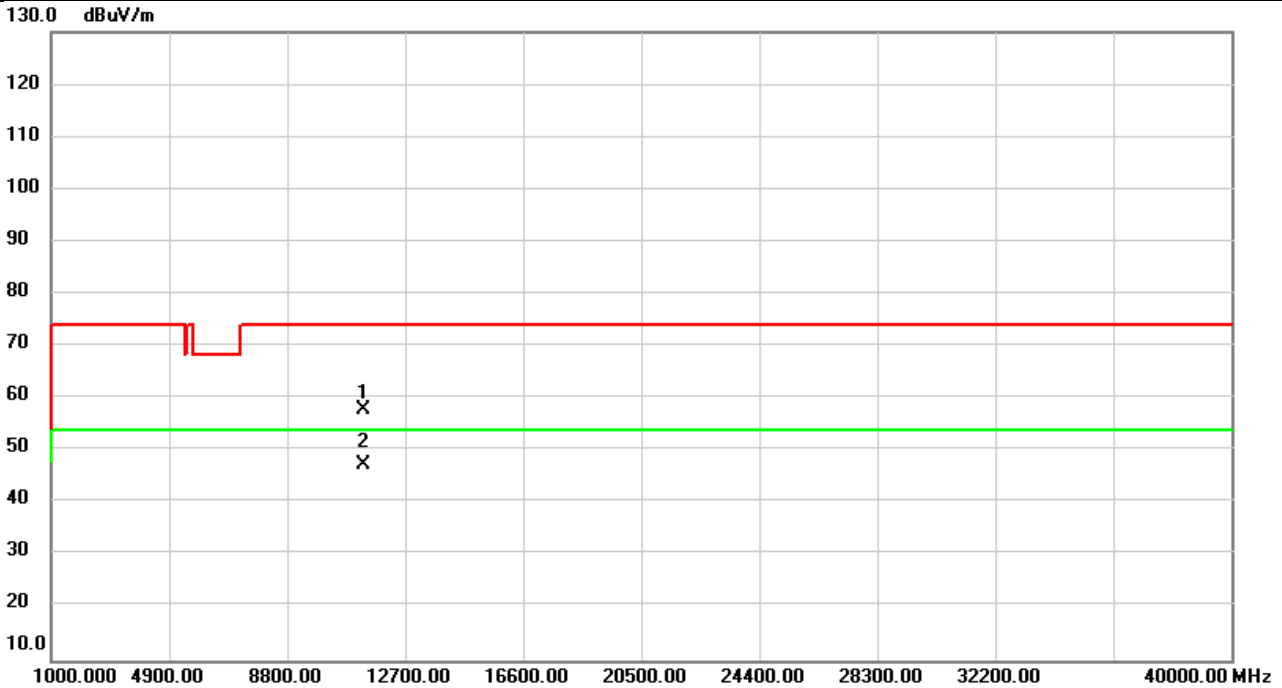


No.	Mk.	Freq.	Reading Level	Correct Factor	Measure-ment	Limit	Over	Detector	Comment
		MHz	dBuV	dB	dBuV/m	dBuV/m	dB		
1		11340.00	52.69	5.42	58.11	74.00	-15.89	peak	
2	*	11340.00	41.83	5.42	47.25	54.00	-6.75	AVG	

REMARKS:

- (1) Measurement Value = Reading Level + Correct Factor.
- (2) Margin Level = Measurement Value - Limit Value.

Test Mode	IEEE802.11n (HT40)	Test Date	2021/3/28
Test Frequency	5670MHz	Polarization	Horizontal
Temp	22°C	Hum.	67%

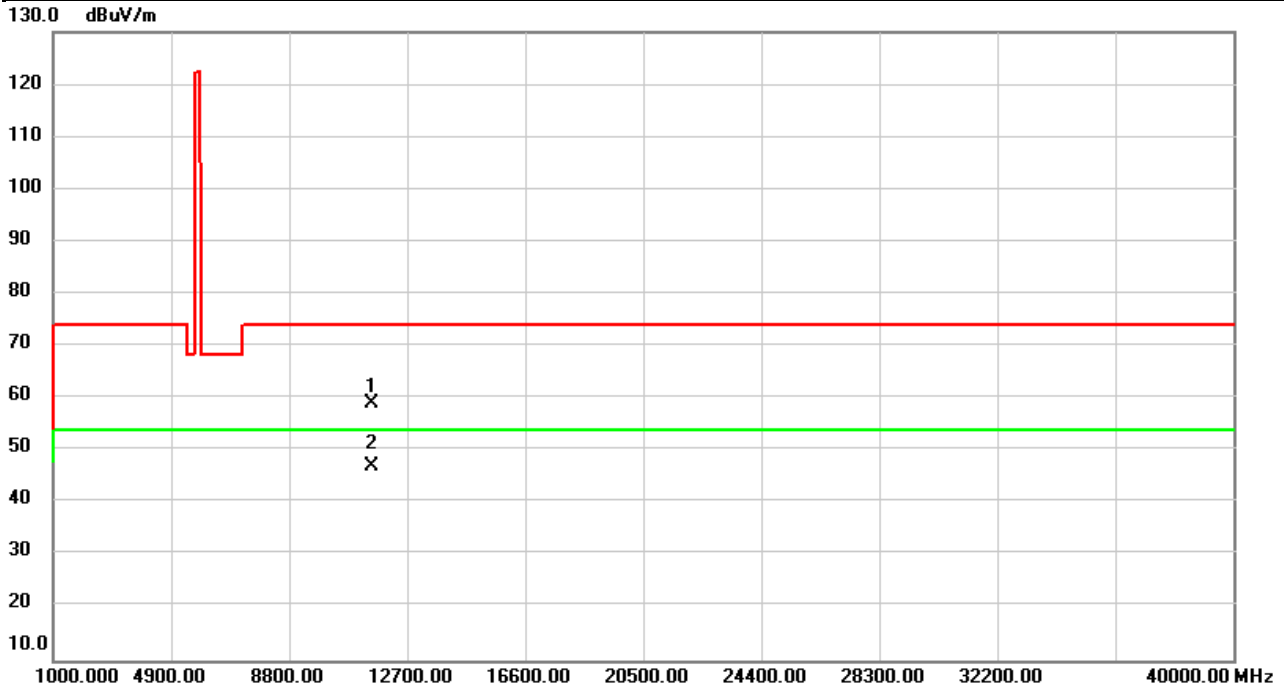


No.	Mk.	Freq.	Reading Level	Correct Factor	Measurement	Limit	Over	Detector	Comment
		MHz	dBuV	dB	dBuV/m	dBuV/m	dB		
1		11340.00	52.52	5.42	57.94	74.00	-16.06	peak	
2	*	11340.00	41.86	5.42	47.28	54.00	-6.72	AVG	

REMARKS:

- (1) Measurement Value = Reading Level + Correct Factor.
- (2) Margin Level = Measurement Value - Limit Value.

Test Mode	IEEE802.11n (HT40)	Test Date	2021/3/28
Test Frequency	5755MHz	Polarization	Vertical
Temp	22°C	Hum.	67%

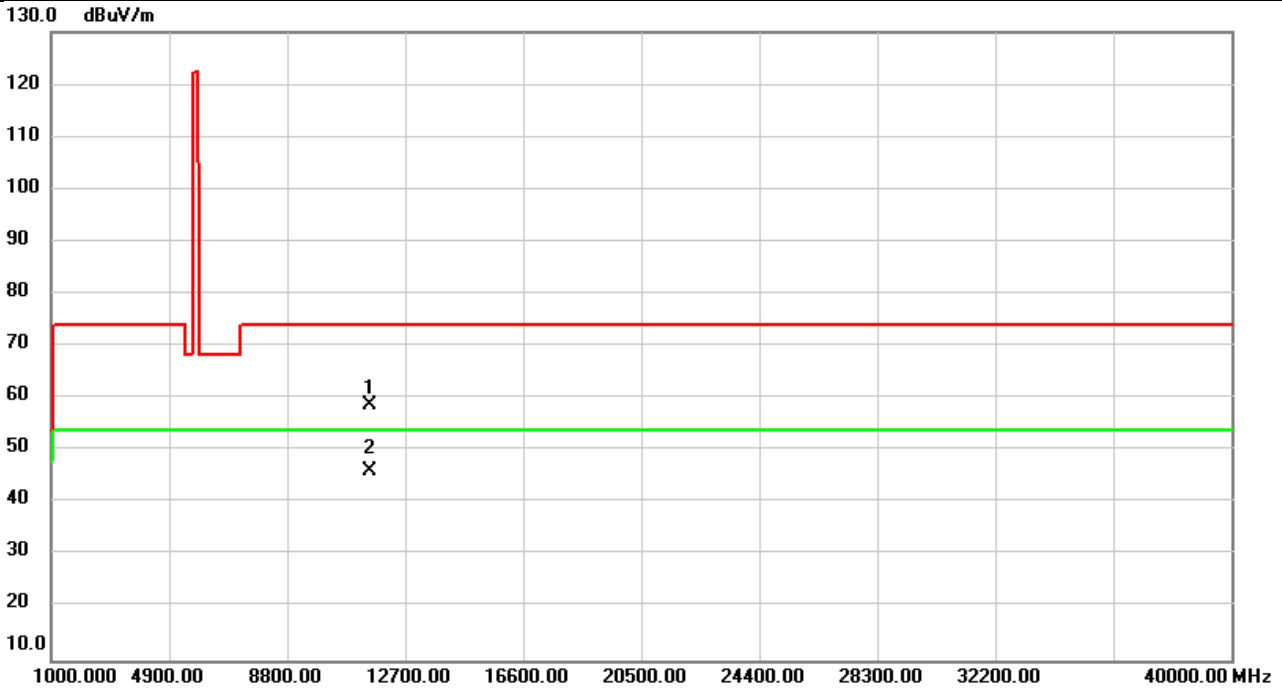


No.	Mk.	Freq.	Reading Level	Correct Factor	Measure-ment	Limit	Over	Detector	Comment
		MHz	dBuV	dB	dBuV/m	dBuV/m	dB		
1		11510.00	53.92	5.01	58.93	74.00	-15.07	peak	
2	*	11510.00	42.14	5.01	47.15	54.00	-6.85	AVG	

REMARKS:

- (1) Measurement Value = Reading Level + Correct Factor.
- (2) Margin Level = Measurement Value - Limit Value.

Test Mode	IEEE802.11n (HT40)	Test Date	2021/3/28
Test Frequency	5755MHz	Polarization	Horizontal
Temp	22°C	Hum.	67%

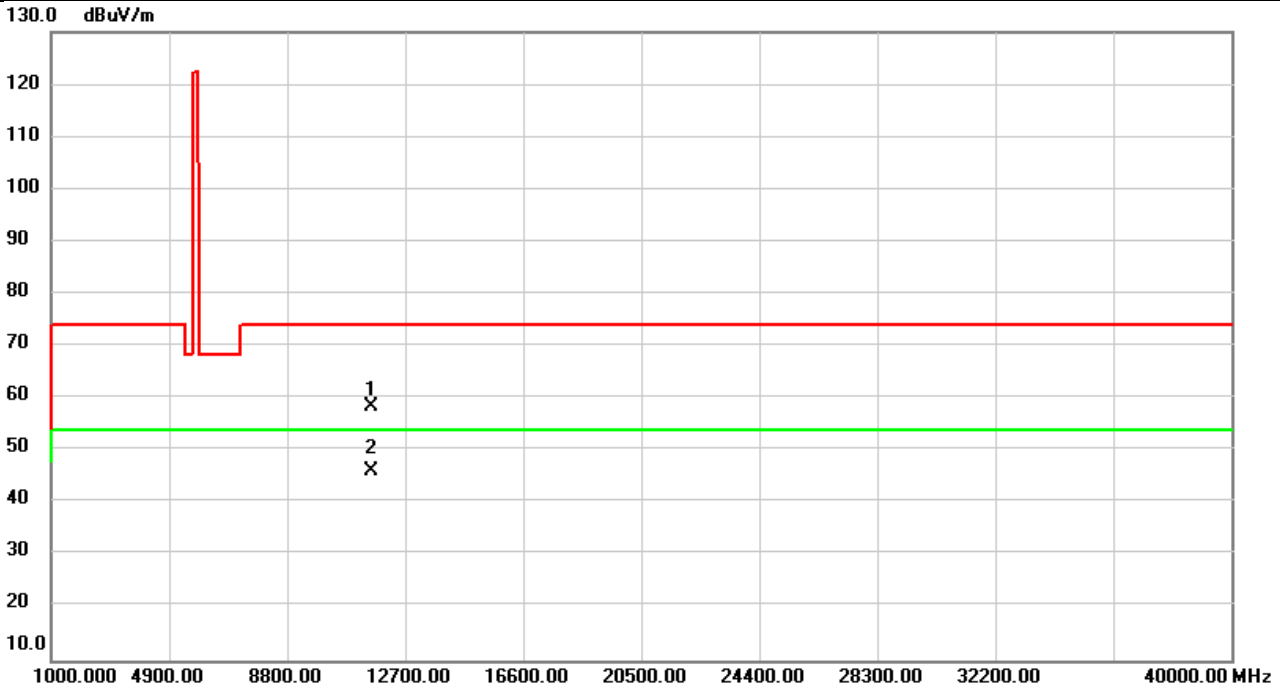


No.	Mk.	Freq.	Reading Level	Correct Factor	Measure-ment	Limit	Over	Detector	Comment
		MHz	dBuV	dB	dBuV/m	dBuV/m	dB		
1		11510.00	53.75	5.01	58.76	74.00	-15.24	peak	
2	*	11510.00	41.26	5.01	46.27	54.00	-7.73	AVG	

REMARKS:

- (1) Measurement Value = Reading Level + Correct Factor.
- (2) Margin Level = Measurement Value - Limit Value.

Test Mode	IEEE802.11n (HT40)	Test Date	2021/3/28
Test Frequency	5795MHz	Polarization	Vertical
Temp	22°C	Hum.	67%

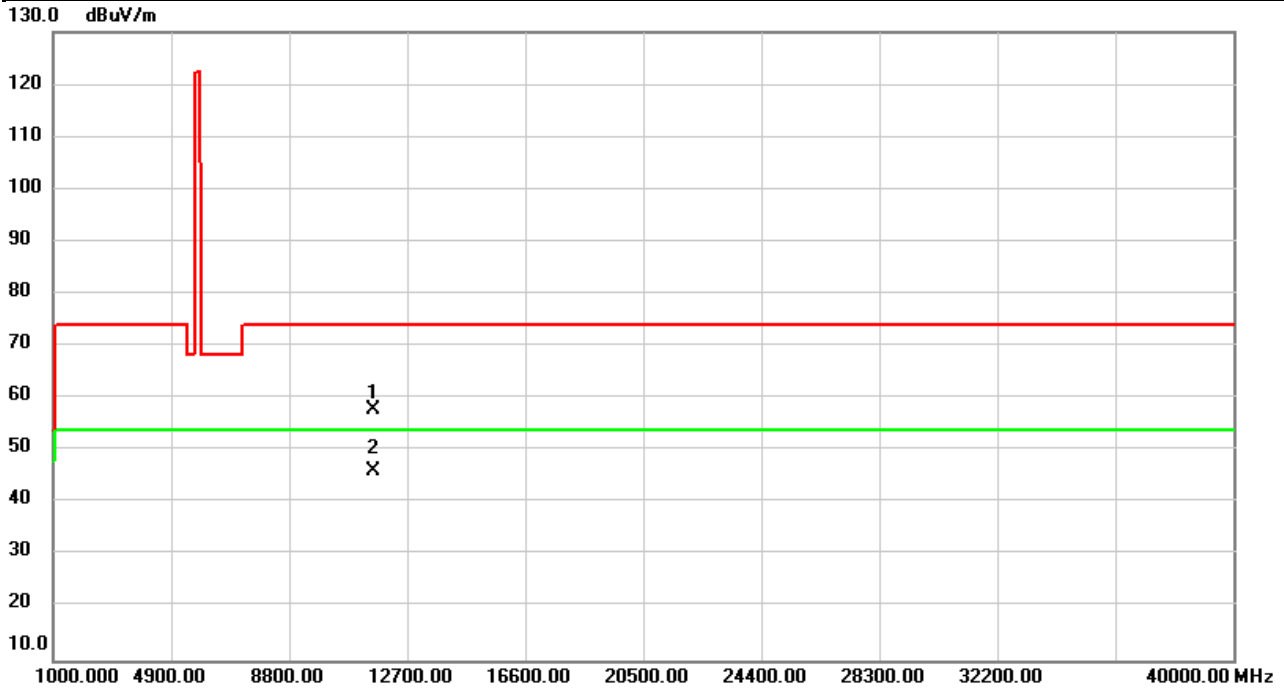


No.	Mk.	Freq.	Reading Level	Correct Factor	Measure-ment	Limit	Over	Detector	Comment
		MHz	dBuV	dB	dBuV/m	dBuV/m	dB		
1		11590.00	53.65	4.83	58.48	74.00	-15.52	peak	
2	*	11590.00	41.43	4.83	46.26	54.00	-7.74	AVG	

REMARKS:

- (1) Measurement Value = Reading Level + Correct Factor.
- (2) Margin Level = Measurement Value - Limit Value.

Test Mode	IEEE802.11n (HT40)	Test Date	2021/3/28
Test Frequency	5795MHz	Polarization	Horizontal
Temp	22°C	Hum.	67%

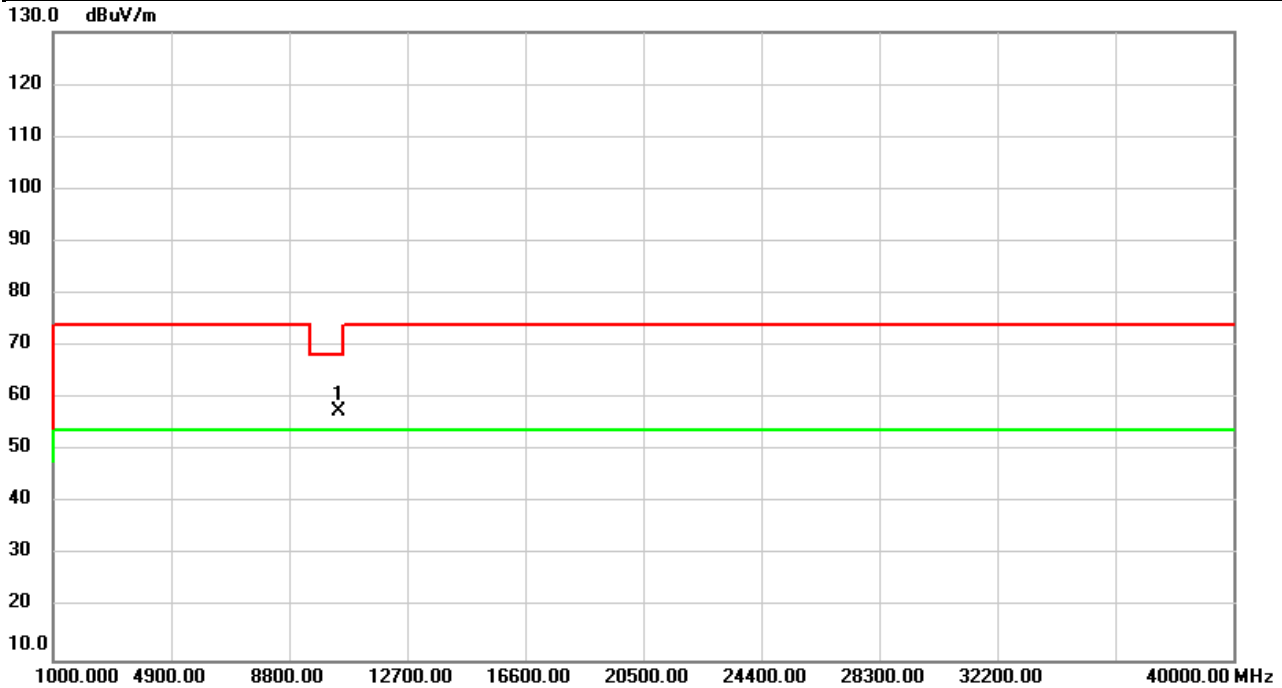


No.	Mk.	Freq.	Reading Level	Correct Factor	Measure-ment	Limit	Over	Detector	Comment
		MHz	dBuV	dB	dBuV/m	dBuV/m	dB		
1		11590.00	52.87	4.83	57.70	74.00	-16.30	peak	
2	*	11590.00	41.38	4.83	46.21	54.00	-7.79	AVG	

REMARKS:

- (1) Measurement Value = Reading Level + Correct Factor.
- (2) Margin Level = Measurement Value - Limit Value.

Test Mode	IEEE802.11ac (VHT80)	Test Date	2021/3/28
Test Frequency	5210MHz	Polarization	Vertical
Temp	22°C	Hum.	67%

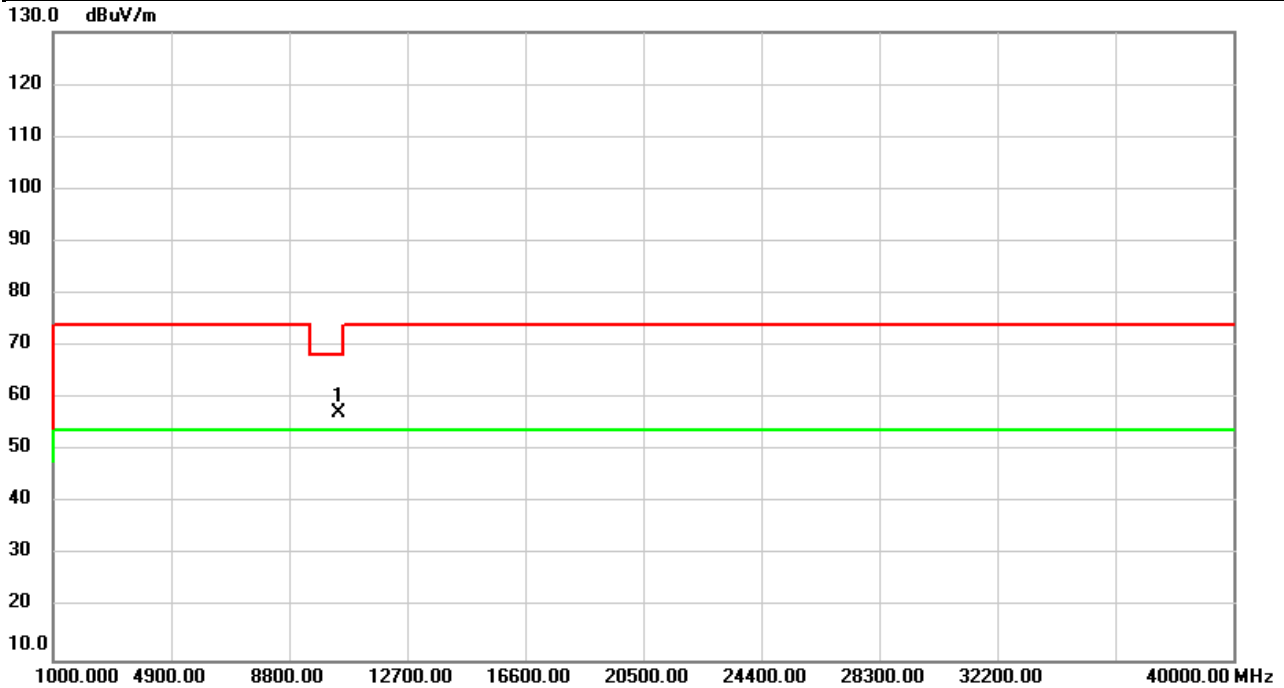


No.	Mk.	Freq.	Reading Level	Correct Factor	Measurement	Limit	Over	Detector	Comment
		MHz	dBuV	dB	dBuV/m	dBuV/m	dB		
1	*	10420.00	52.42	4.99	57.41	68.20	-10.79	peak	

REMARKS:

- (1) Measurement Value = Reading Level + Correct Factor.
- (2) Margin Level = Measurement Value - Limit Value.

Test Mode	IEEE802.11ac (VHT80)	Test Date	2021/3/28
Test Frequency	5210MHz	Polarization	Horizontal
Temp	22°C	Hum.	67%

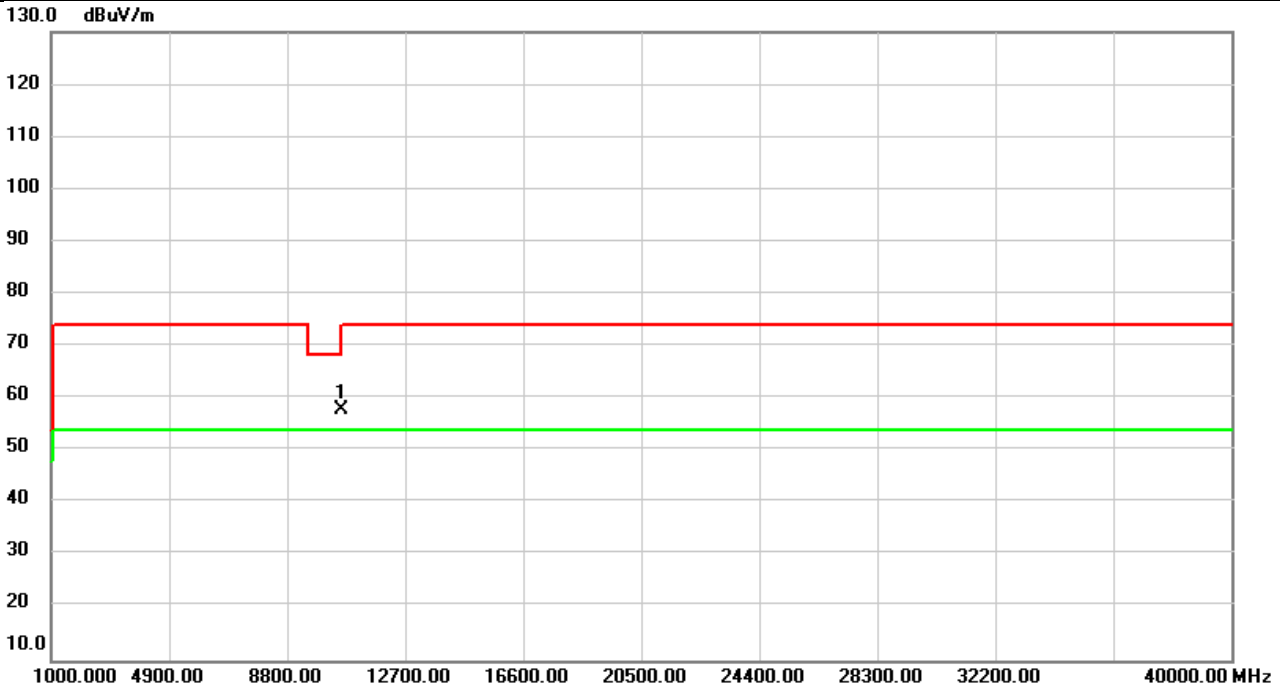


No.	Mk.	Freq.	Reading Level	Correct Factor	Measurement	Limit	Over	Detector	Comment
		MHz	dBuV	dB	dBuV/m	dBuV/m	dB		
1	*	10420.00	52.14	4.99	57.13	68.20	-11.07	peak	

REMARKS:

- (1) Measurement Value = Reading Level + Correct Factor.
- (2) Margin Level = Measurement Value - Limit Value.

Test Mode	IEEE802.11ac (VHT80)	Test Date	2021/3/28
Test Frequency	5290MHz	Polarization	Vertical
Temp	22°C	Hum.	67%

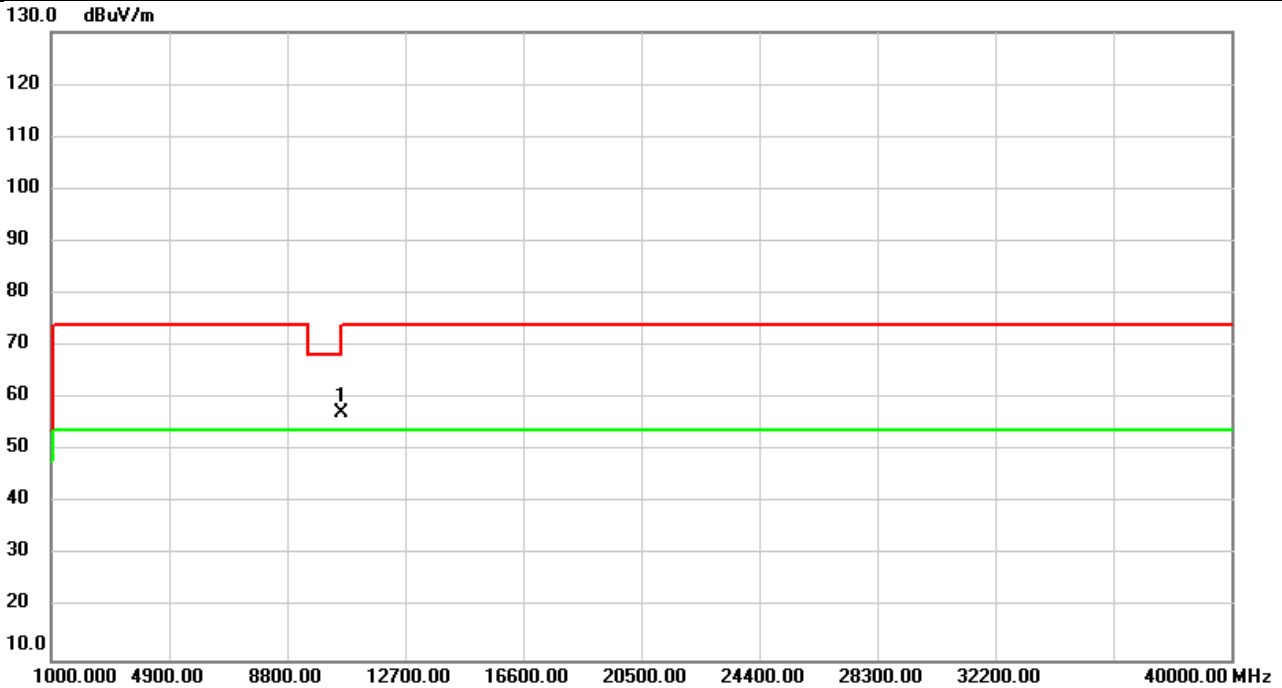


No.	Mk.	Freq.	Reading Level	Correct Factor	Measurement	Limit	Over	Detector	Comment
		MHz	dBuV	dB	dBuV/m	dBuV/m	dB		
1	*	10580.00	52.36	5.37	57.73	68.20	-10.47	peak	

REMARKS:

- (1) Measurement Value = Reading Level + Correct Factor.
- (2) Margin Level = Measurement Value - Limit Value.

Test Mode	IEEE802.11ac (VHT80)	Test Date	2021/3/28
Test Frequency	5290MHz	Polarization	Horizontal
Temp	22°C	Hum.	67%

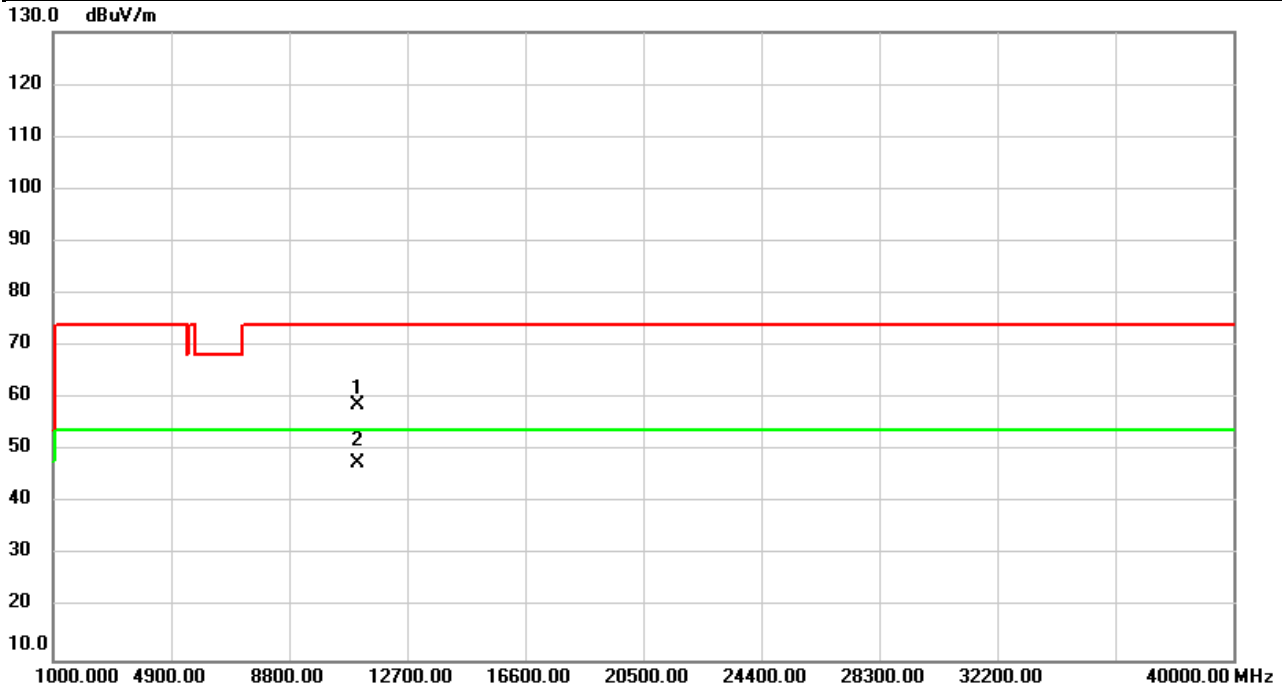


No.	Mk.	Freq.	Reading Level	Correct Factor	Measurement	Limit	Over	Detector	Comment
		MHz	dBuV	dB	dBuV/m	dBuV/m	dB		
1	*	10580.00	51.89	5.37	57.26	68.20	-10.94	peak	

REMARKS:

- (1) Measurement Value = Reading Level + Correct Factor.
- (2) Margin Level = Measurement Value - Limit Value.

Test Mode	IEEE802.11ac (VHT80)	Test Date	2021/3/28
Test Frequency	5530MHz	Polarization	Vertical
Temp	22°C	Hum.	67%

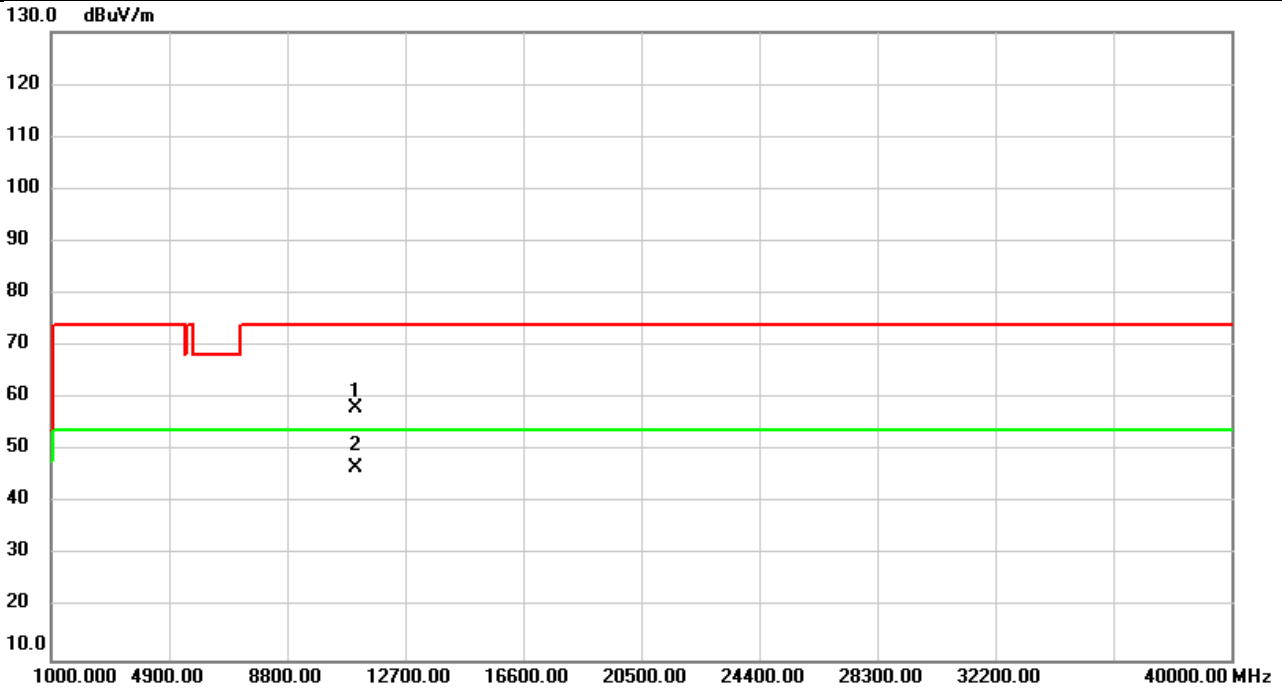


No.	Mk.	Freq.	Reading Level	Correct Factor	Measure-ment	Limit	Over	Detector	Comment
		MHz	dBuV	dB	dBuV/m	dBuV/m	dB		
1		11060.00	52.77	6.09	58.86	74.00	-15.14	peak	
2	*	11060.00	41.62	6.09	47.71	54.00	-6.29	AVG	

REMARKS:

- (1) Measurement Value = Reading Level + Correct Factor.
- (2) Margin Level = Measurement Value - Limit Value.

Test Mode	IEEE802.11ac (VHT80)	Test Date	2021/3/28
Test Frequency	5530MHz	Polarization	Horizontal
Temp	22°C	Hum.	67%

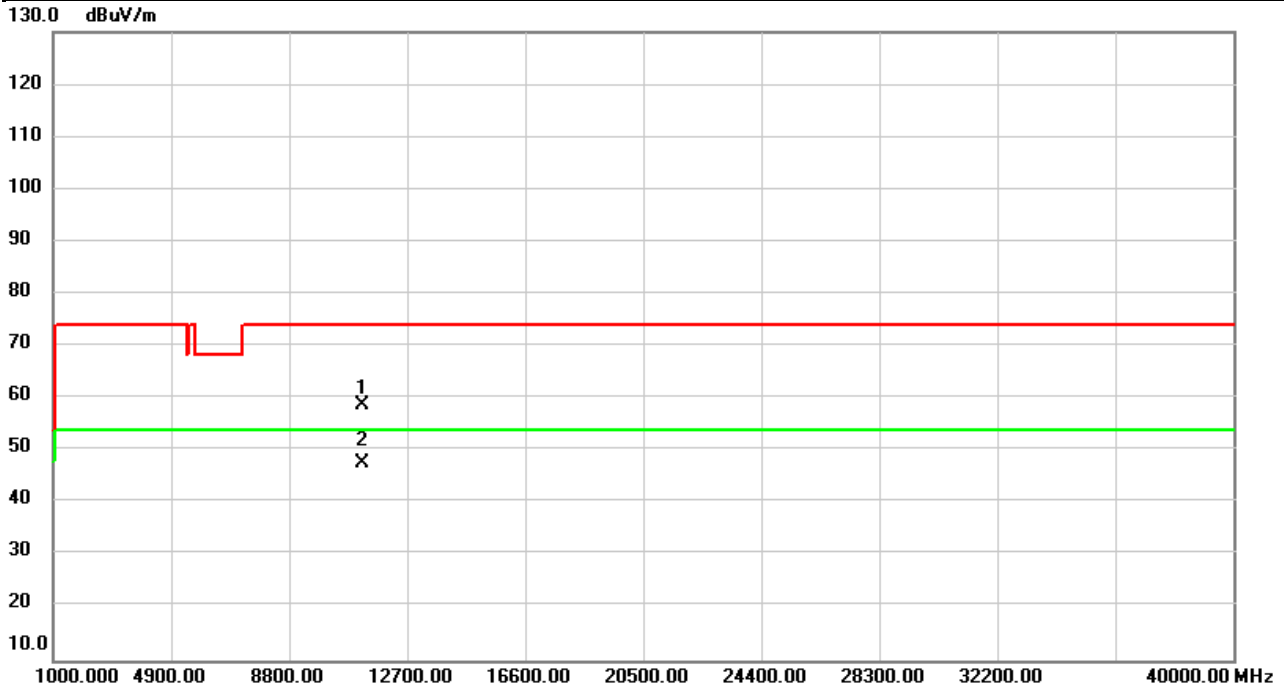


No.	Mk.	Freq.	Reading Level	Correct Factor	Measurement	Limit	Over	Detector	Comment
		MHz	dBuV	dB	dBuV/m	dBuV/m	dB		
1		11060.00	51.92	6.09	58.01	74.00	-15.99	peak	
2	*	11060.00	40.64	6.09	46.73	54.00	-7.27	AVG	

REMARKS:

- (1) Measurement Value = Reading Level + Correct Factor.
- (2) Margin Level = Measurement Value - Limit Value.

Test Mode	IEEE802.11ac (VHT80)	Test Date	2021/3/28
Test Frequency	5610MHz	Polarization	Vertical
Temp	22°C	Hum.	67%

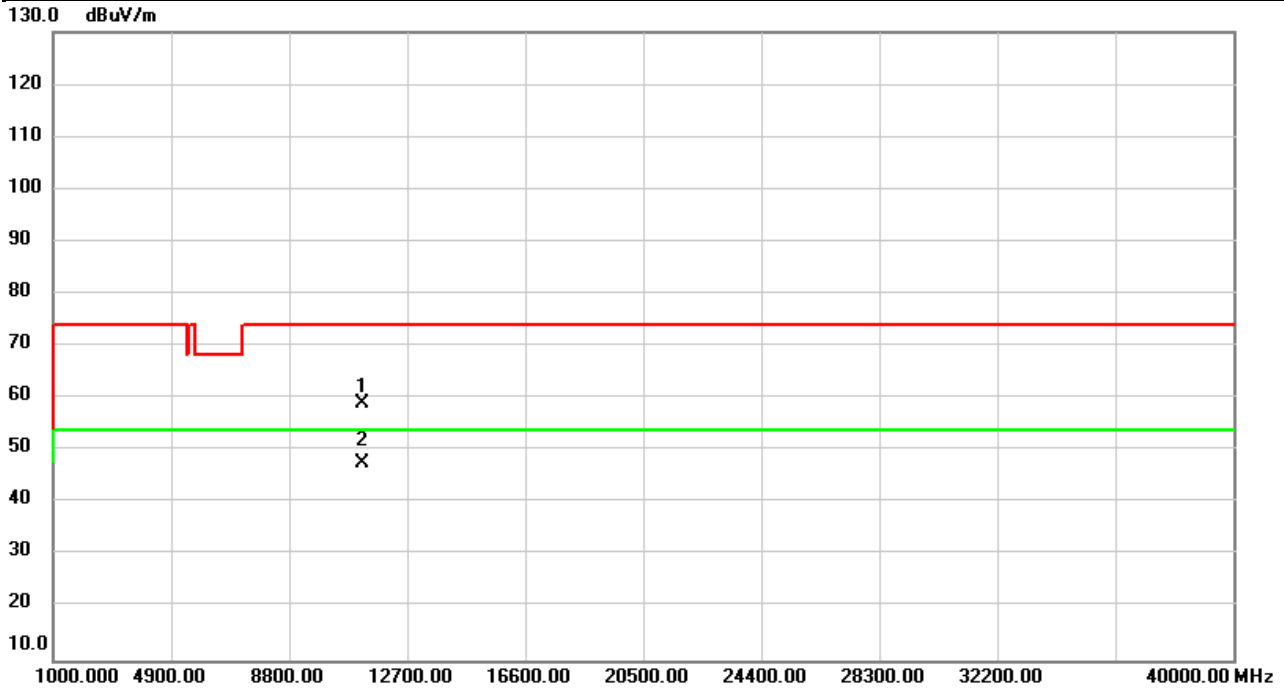


No.	Mk.	Freq.	Reading Level	Correct Factor	Measurement	Limit	Over	Detector	Comment
		MHz	dBuV	dB	dBuV/m	dBuV/m	dB		
1		11220.00	53.08	5.71	58.79	74.00	-15.21	peak	
2	*	11220.00	41.87	5.71	47.58	54.00	-6.42	AVG	

REMARKS:

- (1) Measurement Value = Reading Level + Correct Factor.
- (2) Margin Level = Measurement Value - Limit Value.

Test Mode	IEEE802.11ac (VHT80)	Test Date	2021/3/28
Test Frequency	5610MHz	Polarization	Horizontal
Temp	22°C	Hum.	67%

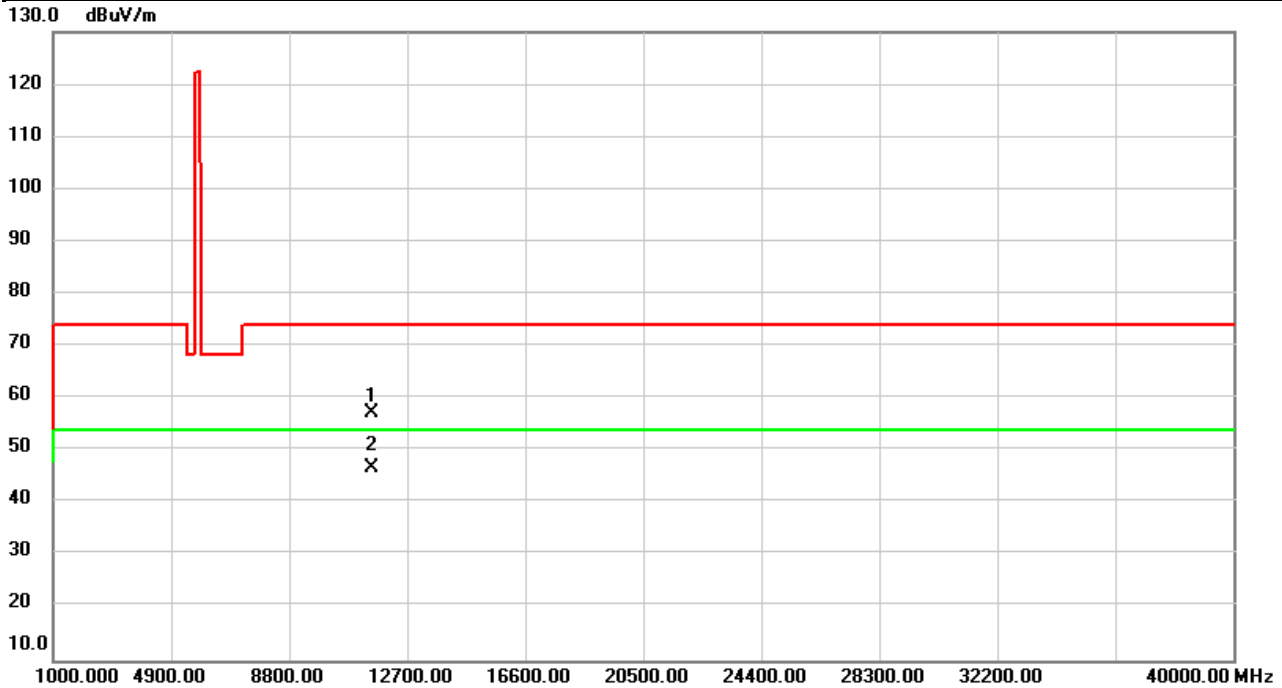


No.	Mk.	Freq.	Reading Level	Correct Factor	Measure-ment	Limit	Over	Detector	Comment
		MHz	dBuV	dB	dBuV/m	dBuV/m	dB		
1		11220.00	53.38	5.71	59.09	74.00	-14.91	peak	
2	*	11220.00	41.83	5.71	47.54	54.00	-6.46	AVG	

REMARKS:

- (1) Measurement Value = Reading Level + Correct Factor.
- (2) Margin Level = Measurement Value - Limit Value.

Test Mode	IEEE802.11ac (VHT80)	Test Date	2021/3/28
Test Frequency	5775MHz	Polarization	Vertical
Temp	22°C	Hum.	67%

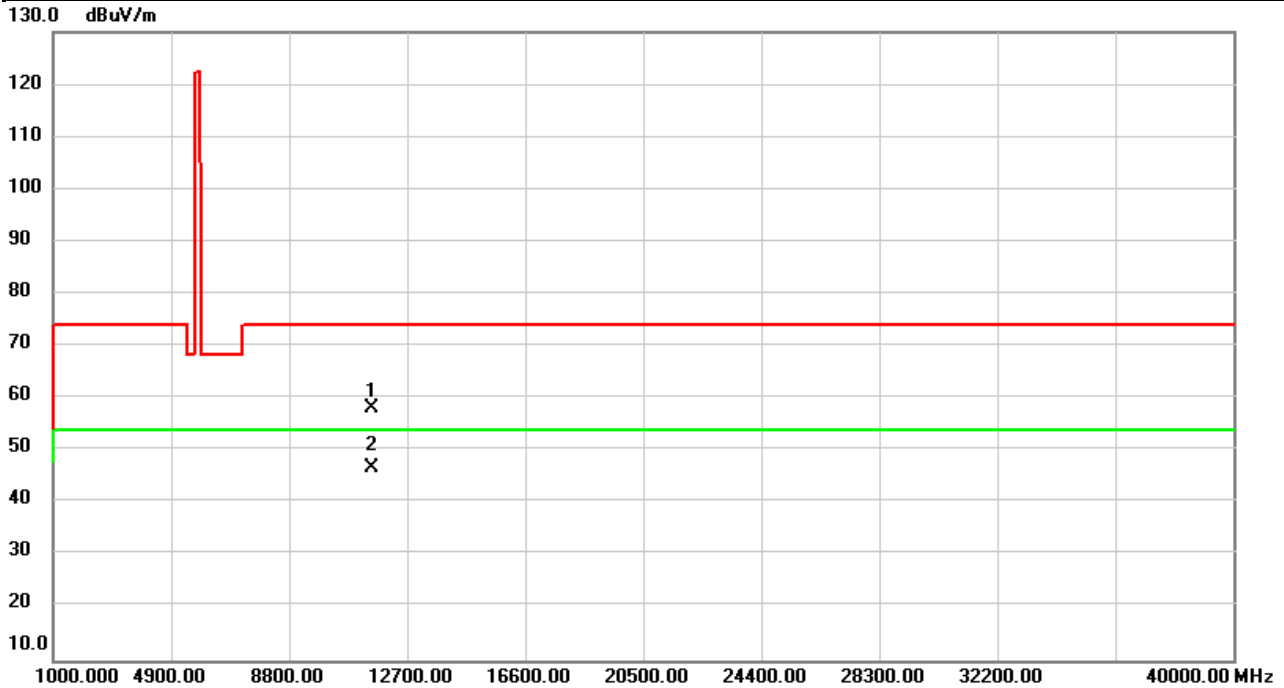


No.	Mk.	Freq.	Reading Level	Correct Factor	Measure-ment	Limit	Over	Detector	Comment
		MHz	dBuV	dB	dBuV/m	dBuV/m	dB		
1		11550.00	52.45	4.92	57.37	74.00	-16.63	peak	
2	*	11550.00	41.85	4.92	46.77	54.00	-7.23	AVG	

REMARKS:

- (1) Measurement Value = Reading Level + Correct Factor.
- (2) Margin Level = Measurement Value - Limit Value.

Test Mode	IEEE802.11ac (VHT80)	Test Date	2021/3/28
Test Frequency	5775MHz	Polarization	Horizontal
Temp	22°C	Hum.	67%

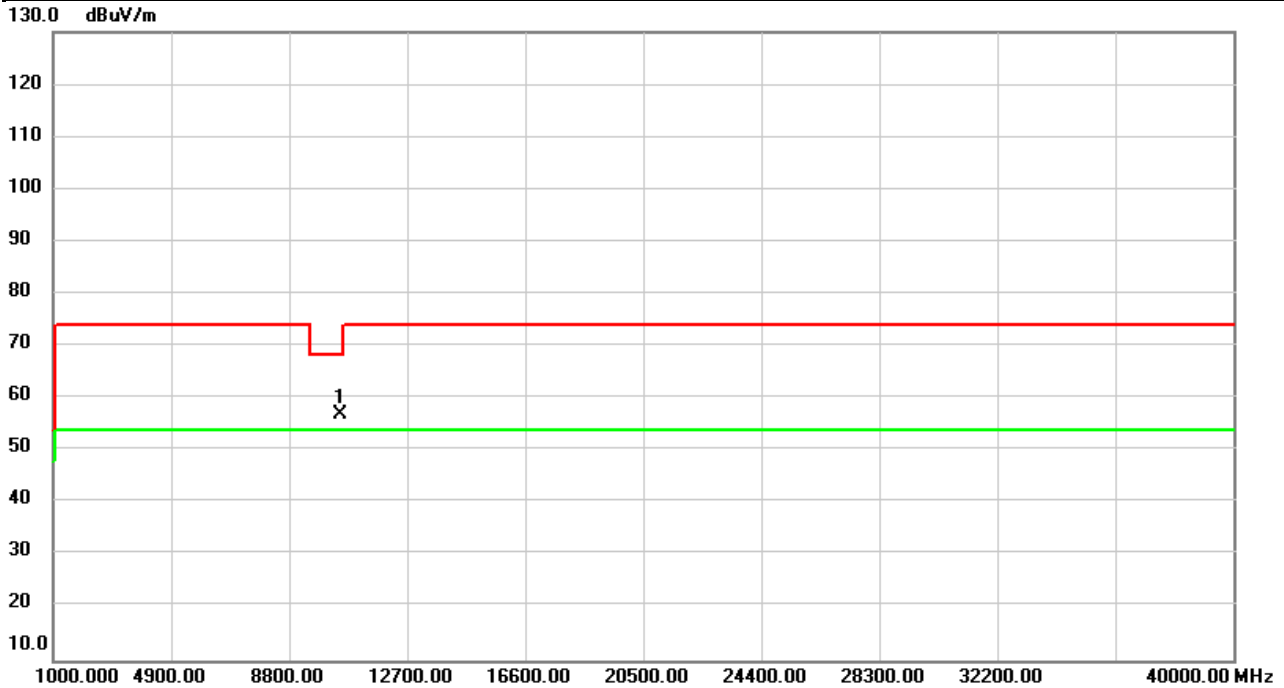


No.	Mk.	Freq.	Reading Level	Correct Factor	Measure-ment	Limit	Over	Detector	Comment
		MHz	dBuV	dB	dBuV/m	dBuV/m	dB		
1		11550.00	53.10	4.92	58.02	74.00	-15.98	peak	
2	*	11550.00	41.84	4.92	46.76	54.00	-7.24	AVG	

REMARKS:

- (1) Measurement Value = Reading Level + Correct Factor.
- (2) Margin Level = Measurement Value - Limit Value.

Test Mode	IEEE802.11ac (VHT160)	Test Date	2021/3/28
Test Frequency	5250MHz	Polarization	Vertical
Temp	22°C	Hum.	67%

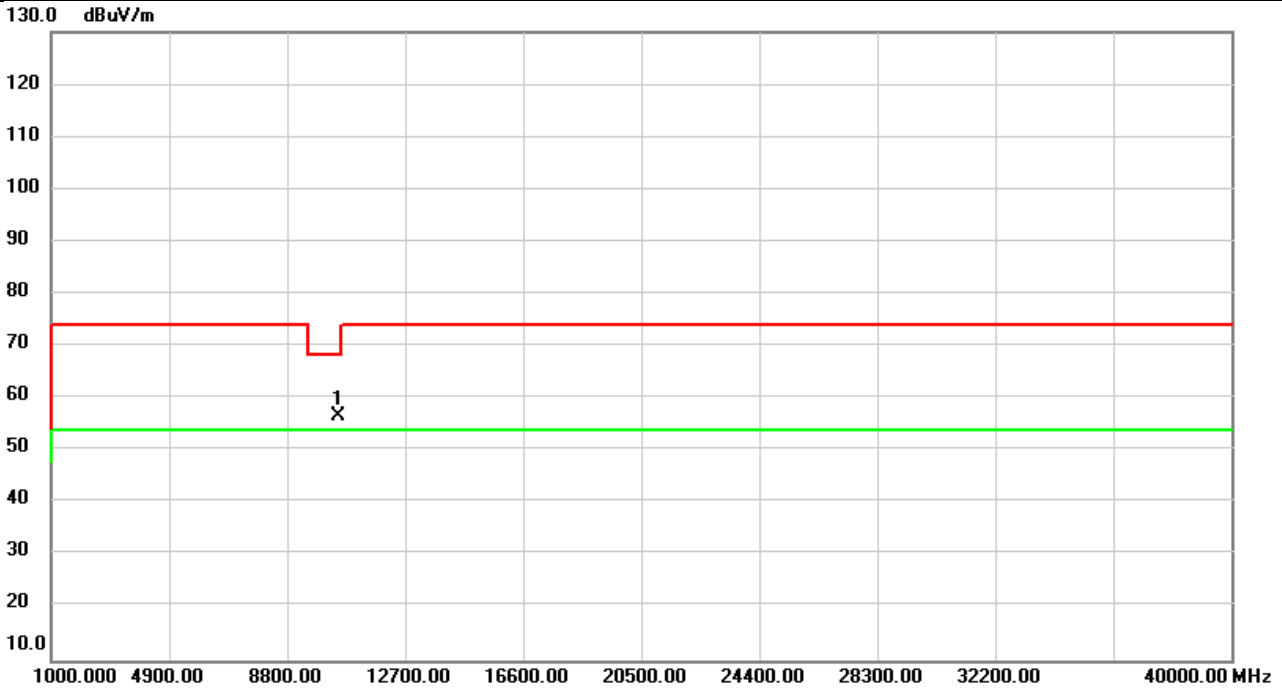


No.	Mk.	Freq.	Reading Level	Correct Factor	Measurement	Limit	Over	Detector	Comment
		MHz	dBuV	dB	dBuV/m	dBuV/m	dB		
1	*	10500.00	51.70	5.20	56.90	68.20	-11.30	peak	

REMARKS:

- (1) Measurement Value = Reading Level + Correct Factor.
- (2) Margin Level = Measurement Value - Limit Value.

Test Mode	IEEE802.11ac (VHT160)	Test Date	2021/3/28
Test Frequency	5250MHz	Polarization	Horizontal
Temp	22°C	Hum.	67%

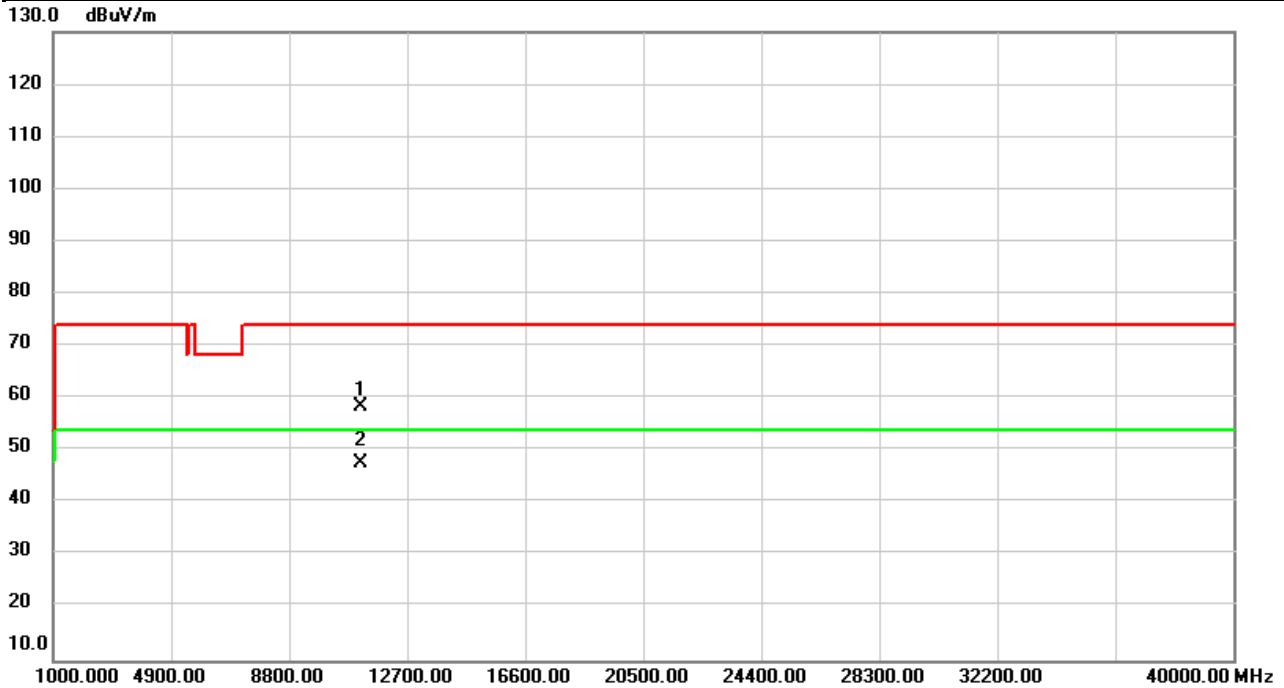


No.	Mk.	Freq.	Reading Level	Correct Factor	Measurement	Limit	Over	Detector	Comment
		MHz	dBuV	dB	dBuV/m	dBuV/m	dB		
1	*	10500.00	51.50	5.20	56.70	68.20	-11.50	peak	

REMARKS:

- (1) Measurement Value = Reading Level + Correct Factor.
- (2) Margin Level = Measurement Value - Limit Value.

Test Mode	IEEE802.11ac (VHT160)	Test Date	2021/3/28
Test Frequency	5570MHz	Polarization	Vertical
Temp	22°C	Hum.	67%

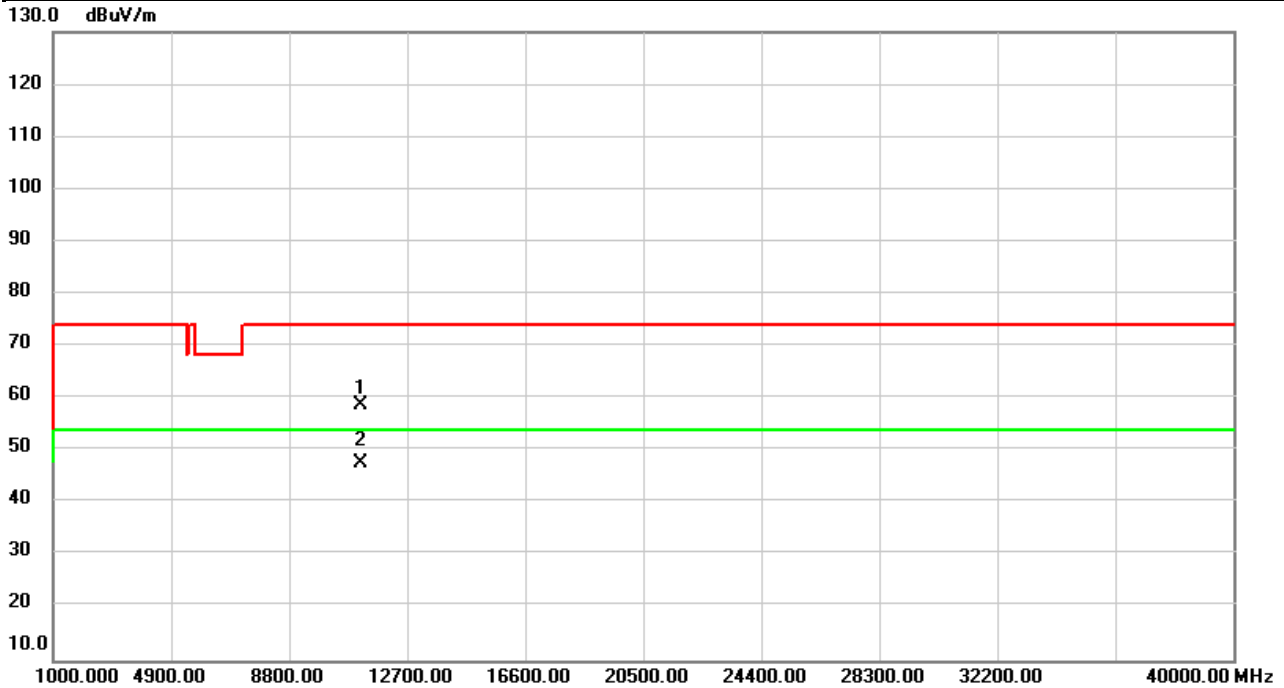


No.	Mk.	Freq.	Reading Level	Correct Factor	Measure-ment	Limit	Over	Detector	Comment
		MHz	dBuV	dB	dBuV/m	dBuV/m	dB		
1		11140.00	52.66	5.90	58.56	74.00	-15.44	peak	
2	*	11140.00	41.74	5.90	47.64	54.00	-6.36	AVG	

REMARKS:

- (1) Measurement Value = Reading Level + Correct Factor.
- (2) Margin Level = Measurement Value - Limit Value.

Test Mode	IEEE802.11ac (VHT160)	Test Date	2021/3/28
Test Frequency	5570MHz	Polarization	Horizontal
Temp	22°C	Hum.	67%

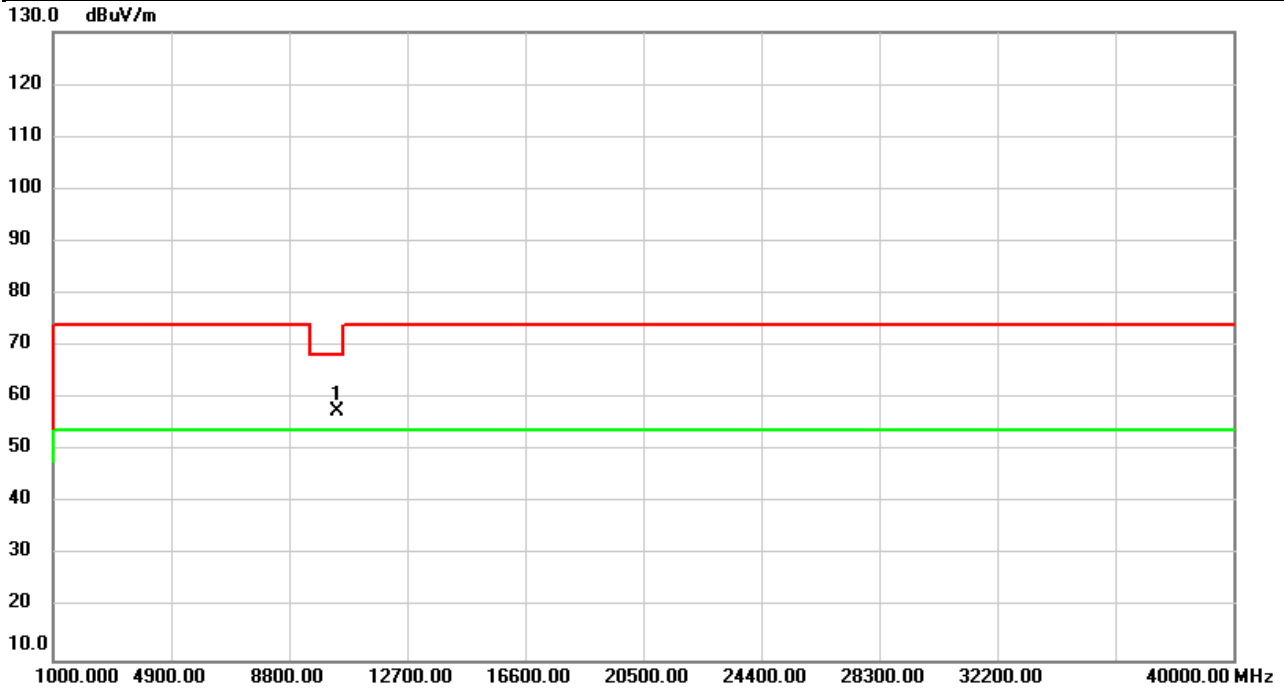


No.	Mk.	Freq.	Reading Level	Correct Factor	Measurement	Limit	Over	Detector	Comment
		MHz	dBuV	dB	dBuV/m	dBuV/m	dB		
1		11140.00	52.97	5.90	58.87	74.00	-15.13	peak	
2	*	11140.00	41.69	5.90	47.59	54.00	-6.41	AVG	

REMARKS:

- (1) Measurement Value = Reading Level + Correct Factor.
- (2) Margin Level = Measurement Value - Limit Value.

Test Mode	IEEE802.11ax (HEW20)	Test Date	2021/3/28
Test Frequency	5180MHz	Polarization	Vertical
Temp	22°C	Hum.	67%

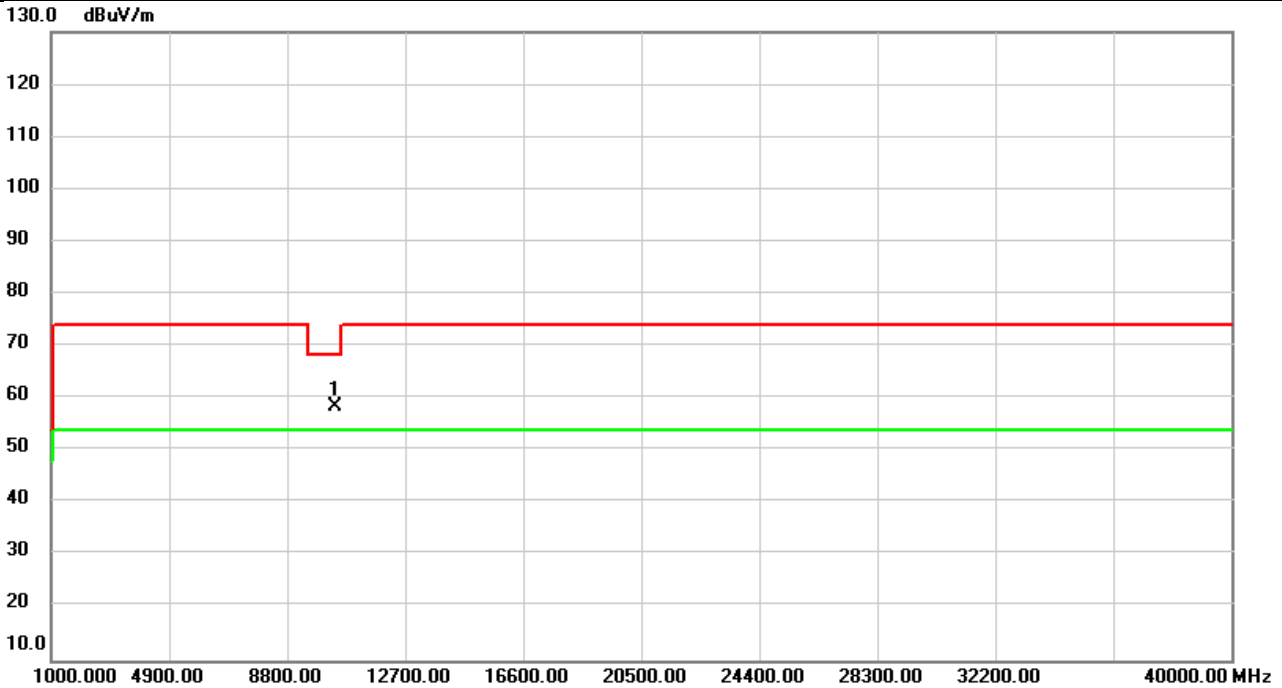


No.	Mk.	Freq.	Reading Level	Correct Factor	Measurement	Limit	Over	Detector	Comment
		MHz	dBuV	dB	dBuV/m	dBuV/m	dB		
1	*	10360.00	52.63	4.85	57.48	68.20	-10.72	peak	

REMARKS:

- (1) Measurement Value = Reading Level + Correct Factor.
- (2) Margin Level = Measurement Value - Limit Value.

Test Mode	IEEE802.11ax (HEW20)	Test Date	2021/3/28
Test Frequency	5180MHz	Polarization	Horizontal
Temp	22°C	Hum.	67%

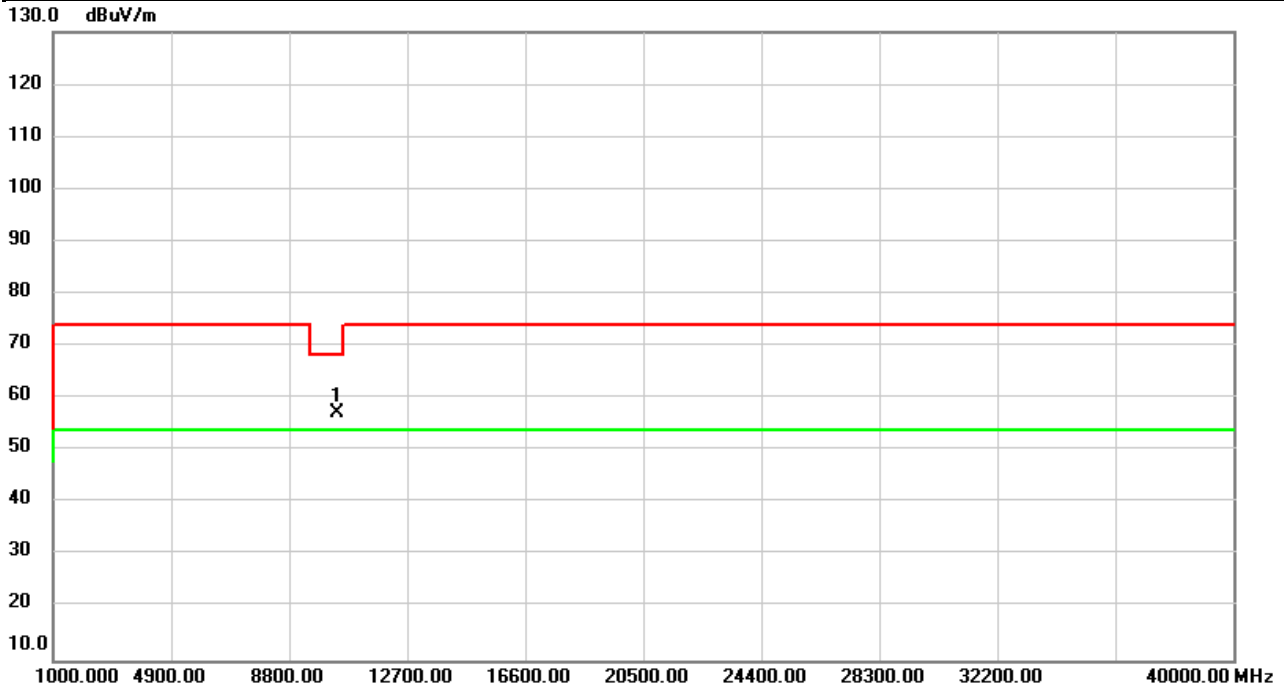


No.	Mk.	Freq.	Reading Level	Correct Factor	Measurement	Limit	Over	Detector	Comment
		MHz	dBuV	dB	dBuV/m	dBuV/m	dB		
1	*	10360.00	53.56	4.85	58.41	68.20	-9.79	peak	

REMARKS:

- (1) Measurement Value = Reading Level + Correct Factor.
- (2) Margin Level = Measurement Value - Limit Value.

Test Mode	IEEE802.11ax (HEW20)	Test Date	2021/3/28
Test Frequency	5200MHz	Polarization	Vertical
Temp	22°C	Hum.	67%

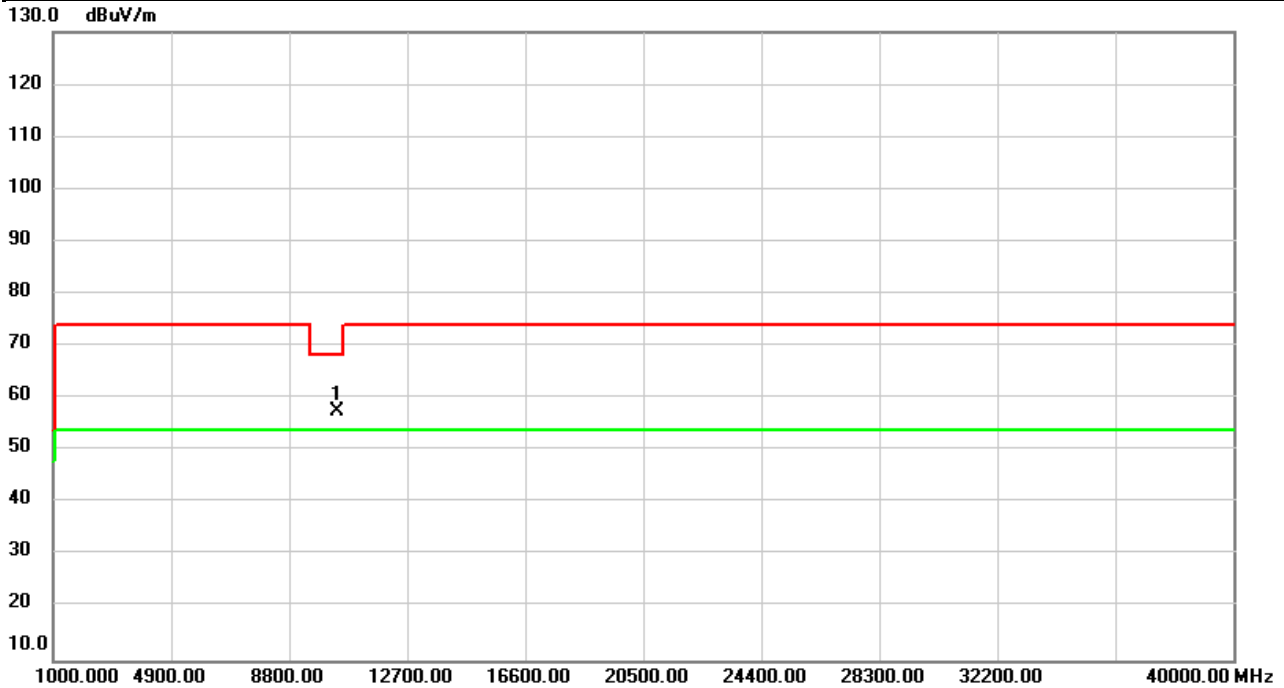


No.	Mk.	Freq.	Reading Level	Correct Factor	Measurement	Limit	Over	Detector	Comment
		MHz	dBuV	dB	dBuV/m	dBuV/m	dB		
1	*	10400.00	52.33	4.94	57.27	68.20	-10.93	peak	

REMARKS:

- (1) Measurement Value = Reading Level + Correct Factor.
- (2) Margin Level = Measurement Value - Limit Value.

Test Mode	IEEE802.11ax (HEW20)	Test Date	2021/3/28
Test Frequency	5200MHz	Polarization	Horizontal
Temp	22°C	Hum.	67%

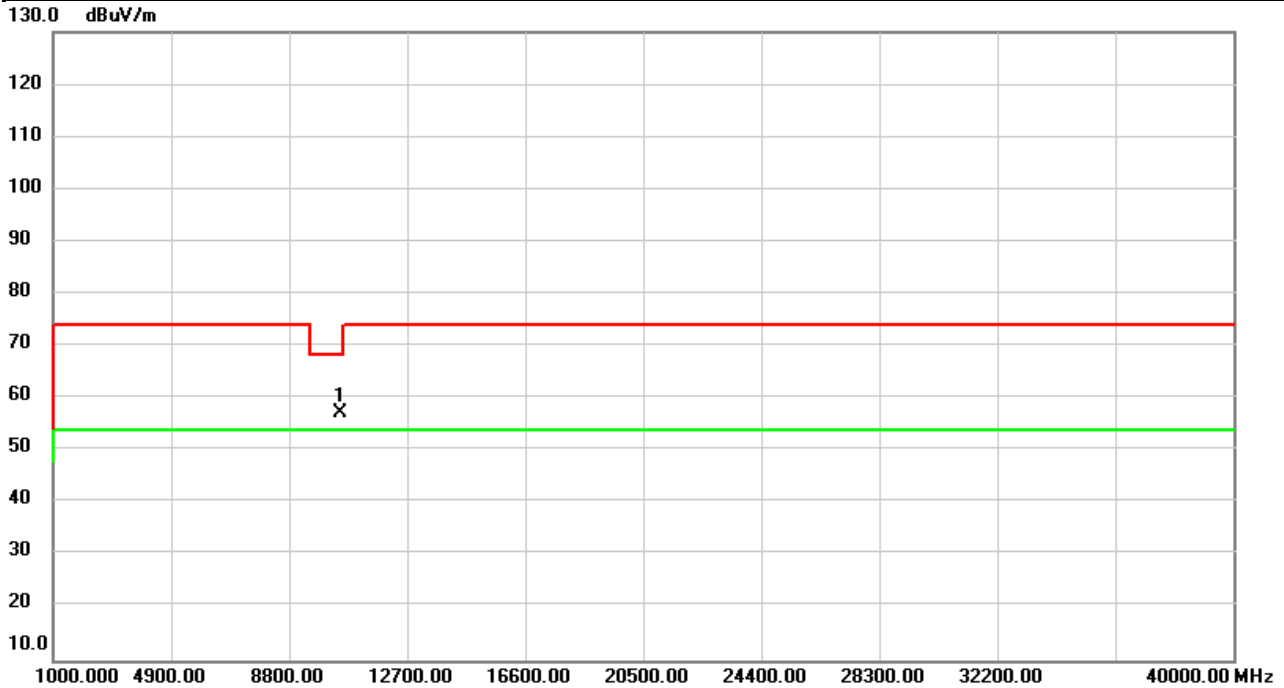


No.	Mk.	Freq.	Reading Level	Correct Factor	Measurement	Limit	Over	Detector	Comment
		MHz	dBuV	dB	dBuV/m	dBuV/m	dB		
1	*	10400.00	52.65	4.94	57.59	68.20	-10.61	peak	

REMARKS:

- (1) Measurement Value = Reading Level + Correct Factor.
- (2) Margin Level = Measurement Value - Limit Value.

Test Mode	IEEE802.11ax (HEW20)	Test Date	2021/3/28
Test Frequency	5240MHz	Polarization	Vertical
Temp	22°C	Hum.	67%

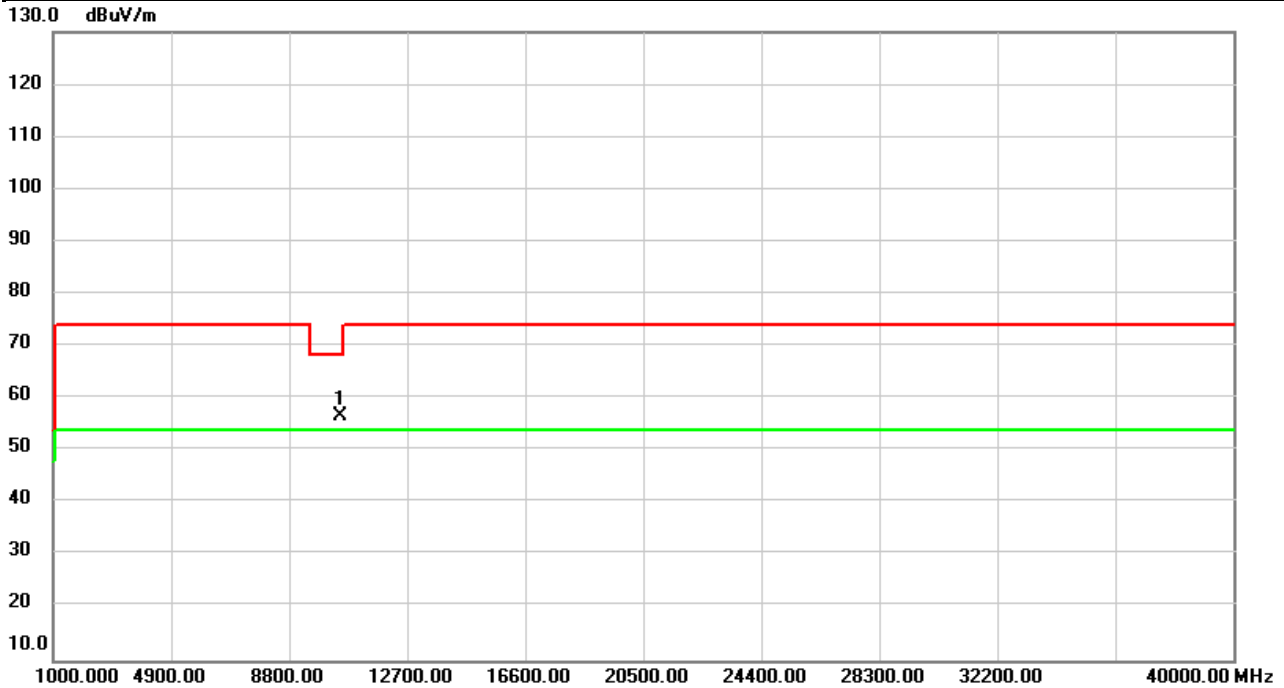


No.	Mk.	Freq.	Reading Level	Correct Factor	Measurement	Limit	Over	Detector	Comment
		MHz	dBuV	dB	dBuV/m	dBuV/m	dB		
1	*	10480.00	52.15	5.15	57.30	68.20	-10.90	peak	

REMARKS:

- (1) Measurement Value = Reading Level + Correct Factor.
- (2) Margin Level = Measurement Value - Limit Value.

Test Mode	IEEE802.11ax (HEW20)	Test Date	2021/3/28
Test Frequency	5240MHz	Polarization	Horizontal
Temp	22°C	Hum.	67%

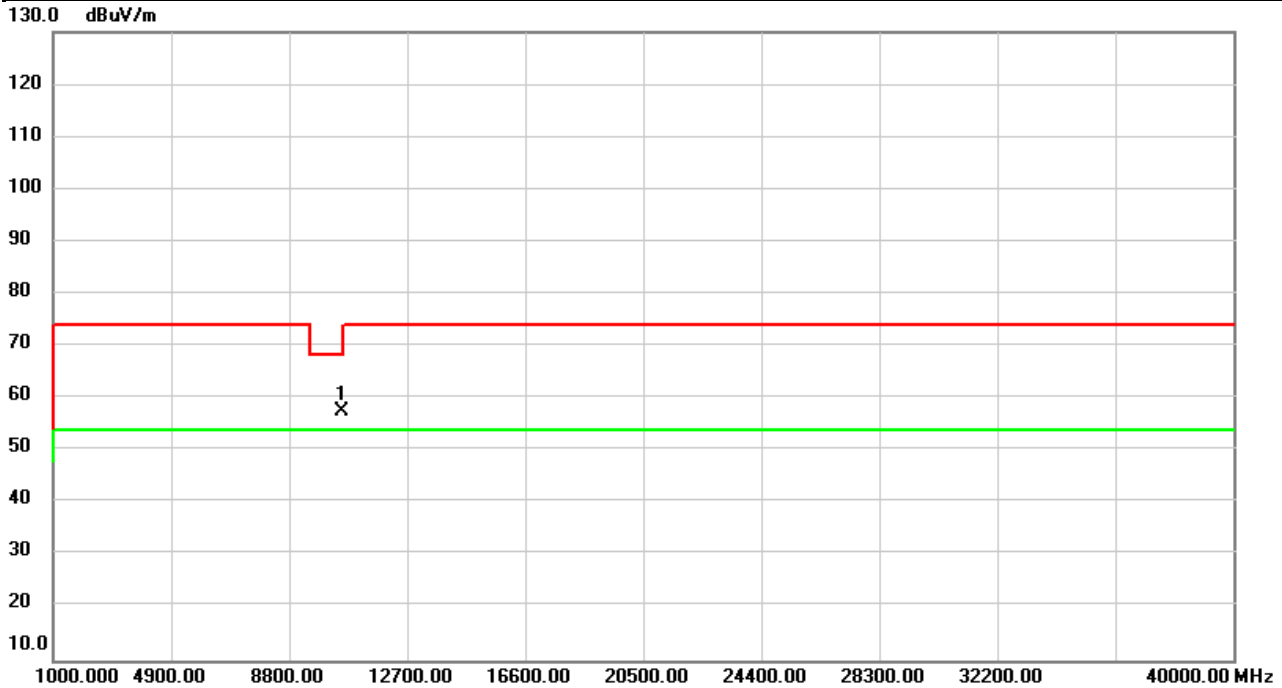


No.	Mk.	Freq.	Reading Level	Correct Factor	Measurement	Limit	Over	Detector	Comment
		MHz	dBuV	dB	dBuV/m	dBuV/m	dB		
1	*	10480.00	51.46	5.15	56.61	68.20	-11.59	peak	

REMARKS:

- (1) Measurement Value = Reading Level + Correct Factor.
- (2) Margin Level = Measurement Value - Limit Value.

Test Mode	IEEE802.11ax (HEW20)	Test Date	2021/3/28
Test Frequency	5260MHz	Polarization	Vertical
Temp	22°C	Hum.	67%

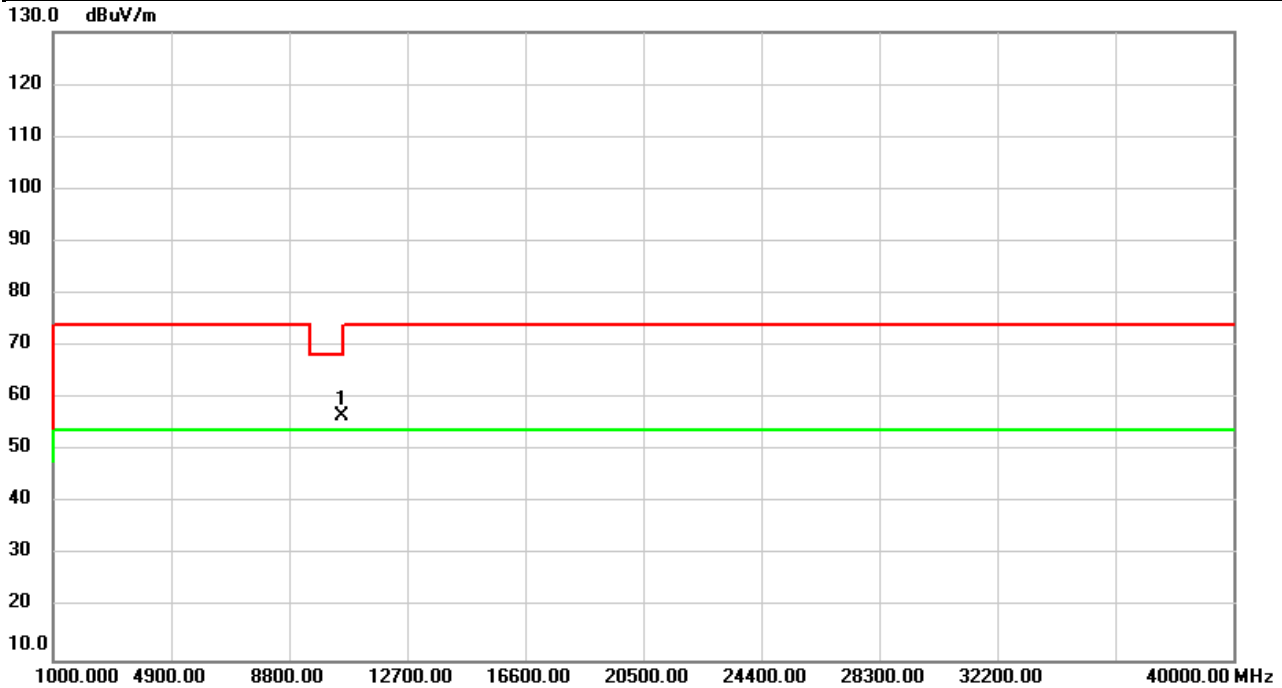


No.	Mk.	Freq.	Reading Level	Correct Factor	Measurement	Limit	Over	Detector	Comment
		MHz	dBuV	dB	dBuV/m	dBuV/m	dB		
1	*	10520.00	52.18	5.24	57.42	68.20	-10.78	peak	

REMARKS:

- (1) Measurement Value = Reading Level + Correct Factor.
- (2) Margin Level = Measurement Value - Limit Value.

Test Mode	IEEE802.11ax (HEW20)	Test Date	2021/3/28
Test Frequency	5260MHz	Polarization	Horizontal
Temp	22°C	Hum.	67%

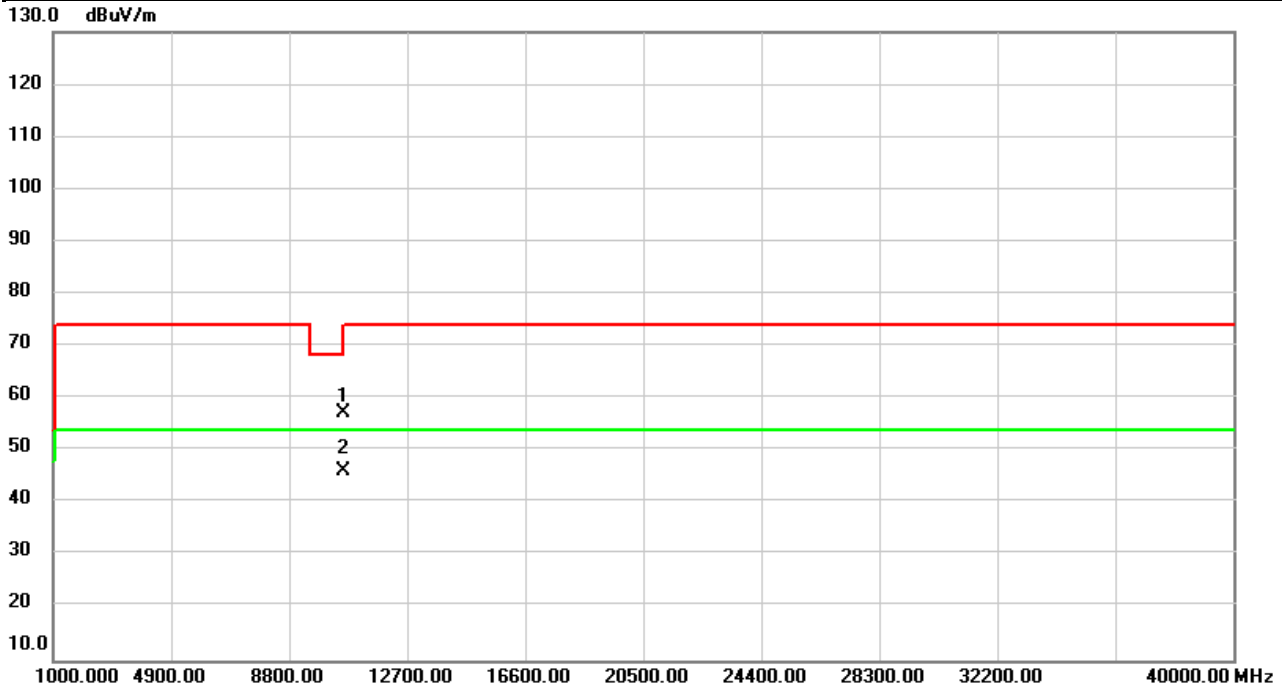


No.	Mk.	Freq.	Reading Level	Correct Factor	Measurement	Limit	Over	Detector	Comment
		MHz	dBuV	dB	dBuV/m	dBuV/m	dB		
1	*	10520.00	51.41	5.24	56.65	68.20	-11.55	peak	

REMARKS:

- (1) Measurement Value = Reading Level + Correct Factor.
- (2) Margin Level = Measurement Value - Limit Value.

Test Mode	IEEE802.11ax (HEW20)	Test Date	2021/3/28
Test Frequency	5300MHz	Polarization	Vertical
Temp	22°C	Hum.	67%

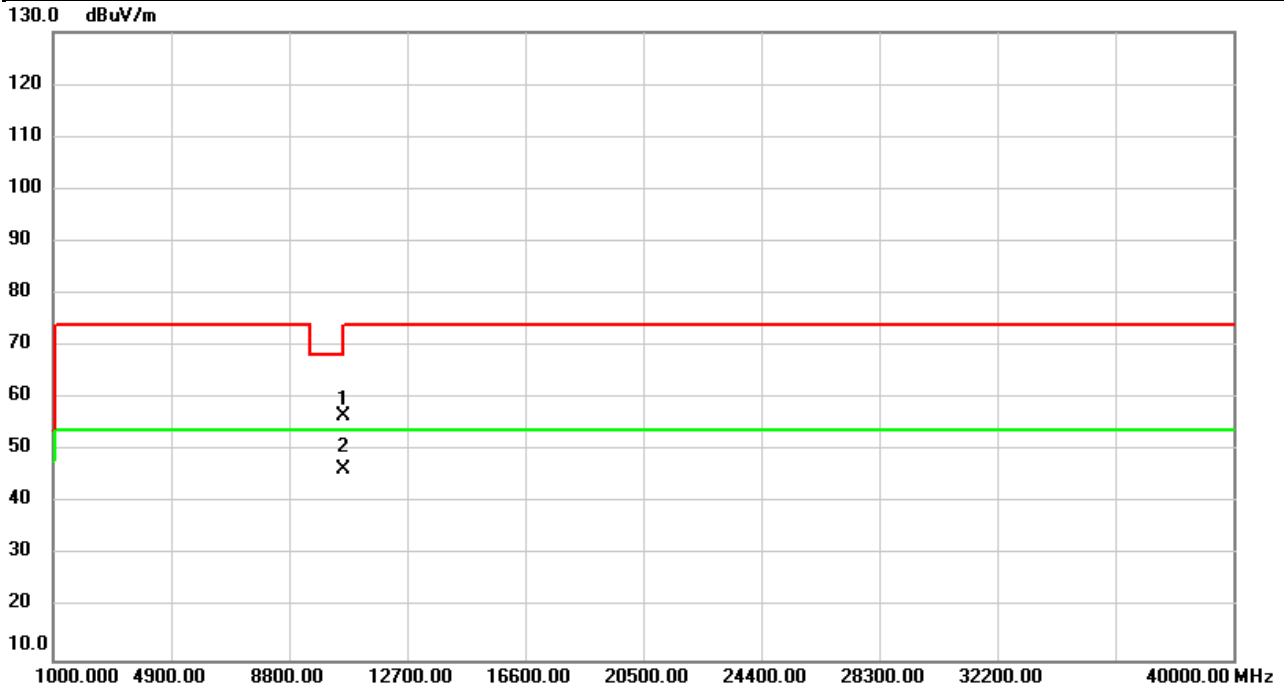


No.	Mk.	Freq.	Reading Level	Correct Factor	Measurement	Limit	Over	Detector	Comment
		MHz	dBuV	dB	dBuV/m	dBuV/m	dB		
1		10600.00	51.84	5.41	57.25	68.20	-10.95	peak	
2	*	10600.00	40.79	5.41	46.20	54.00	-7.80	AVG	

REMARKS:

- (1) Measurement Value = Reading Level + Correct Factor.
- (2) Margin Level = Measurement Value - Limit Value.

Test Mode	IEEE802.11ax (HEW20)	Test Date	2021/3/28
Test Frequency	5300MHz	Polarization	Horizontal
Temp	22°C	Hum.	67%

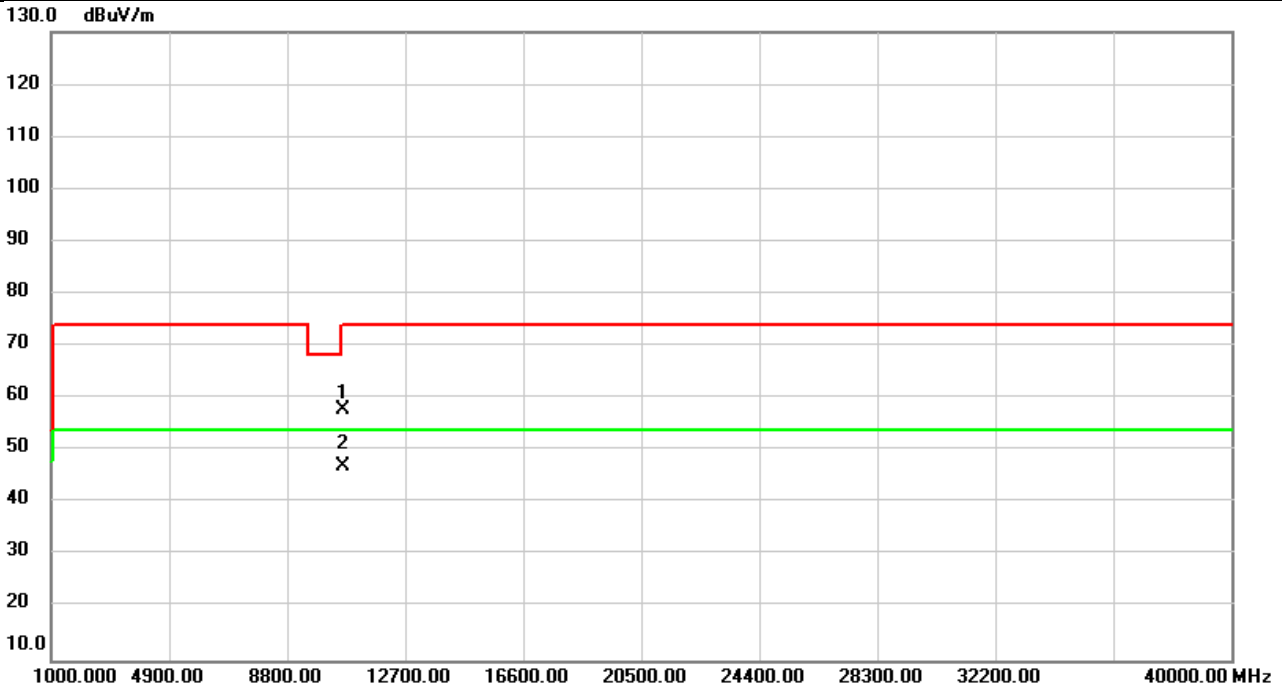


No.	Mk.	Freq.	Reading Level	Correct Factor	Measurement	Limit	Over	Detector	Comment
		MHz	dBuV	dB	dBuV/m	dBuV/m	dB		
1		10600.00	51.25	5.41	56.66	68.20	-11.54	peak	
2	*	10600.00	40.95	5.41	46.36	54.00	-7.64	AVG	

REMARKS:

- (1) Measurement Value = Reading Level + Correct Factor.
- (2) Margin Level = Measurement Value - Limit Value.

Test Mode	IEEE802.11ax (HEW20)	Test Date	2021/3/28
Test Frequency	5320MHz	Polarization	Vertical
Temp	22°C	Hum.	67%

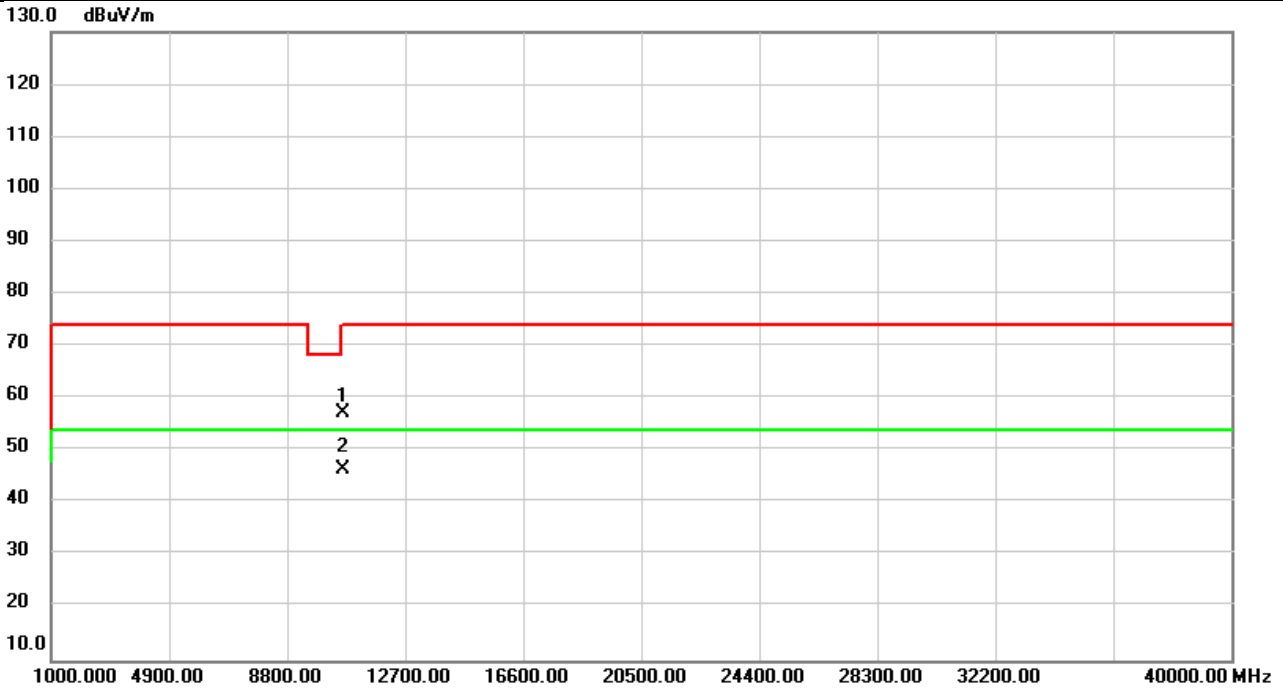


No.	Mk.	Freq.	Reading Level	Correct Factor	Measure-ment	Limit	Over	Detector	Comment
		MHz	dBuV	dB	dBuV/m	dBuV/m	dB		
1		10640.00	52.51	5.49	58.00	74.00	-16.00	peak	
2	*	10640.00	41.49	5.49	46.98	54.00	-7.02	AVG	

REMARKS:

- (1) Measurement Value = Reading Level + Correct Factor.
- (2) Margin Level = Measurement Value - Limit Value.

Test Mode	IEEE802.11ax (HEW20)	Test Date	2021/3/28
Test Frequency	5320MHz	Polarization	Horizontal
Temp	22°C	Hum.	67%

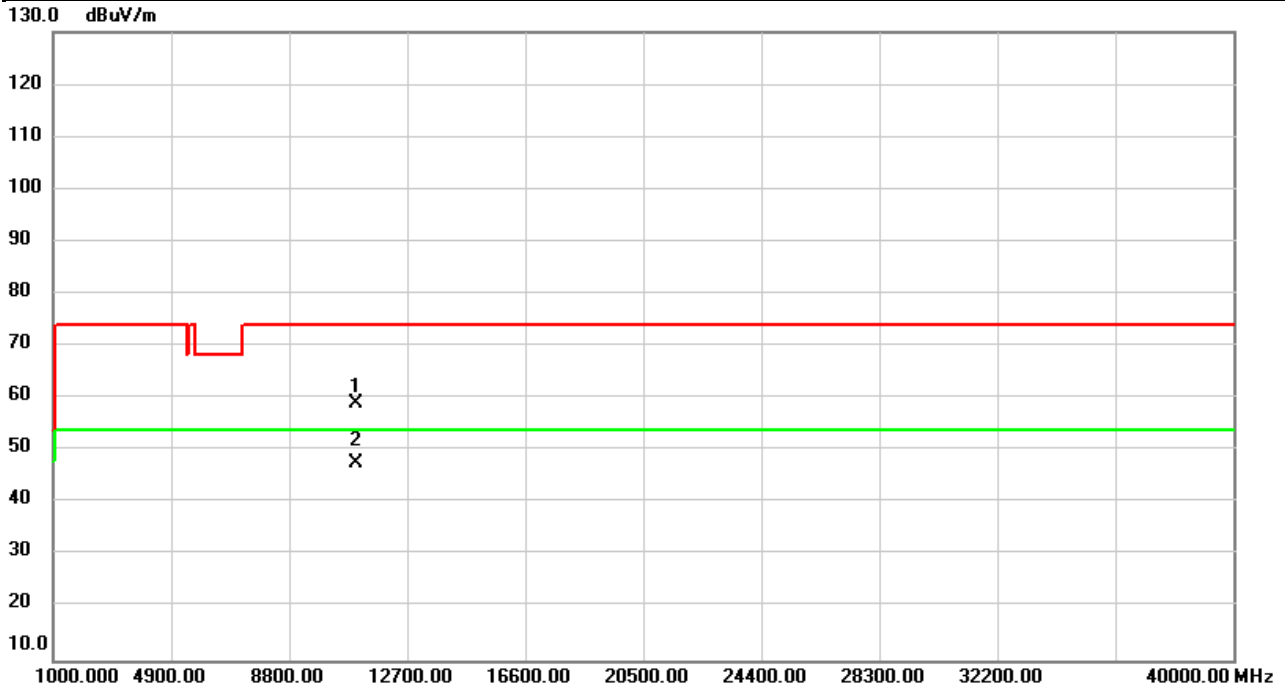


No.	Mk.	Freq.	Reading Level	Correct Factor	Measurement	Limit	Over	Detector	Comment
		MHz	dBuV	dB	dBuV/m	dBuV/m	dB		
1		10640.00	51.75	5.49	57.24	74.00	-16.76	peak	
2	*	10640.00	40.89	5.49	46.38	54.00	-7.62	AVG	

REMARKS:

- (1) Measurement Value = Reading Level + Correct Factor.
- (2) Margin Level = Measurement Value - Limit Value.

Test Mode	IEEE802.11ax (HEW20)	Test Date	2021/3/28
Test Frequency	5500MHz	Polarization	Vertical
Temp	22°C	Hum.	67%

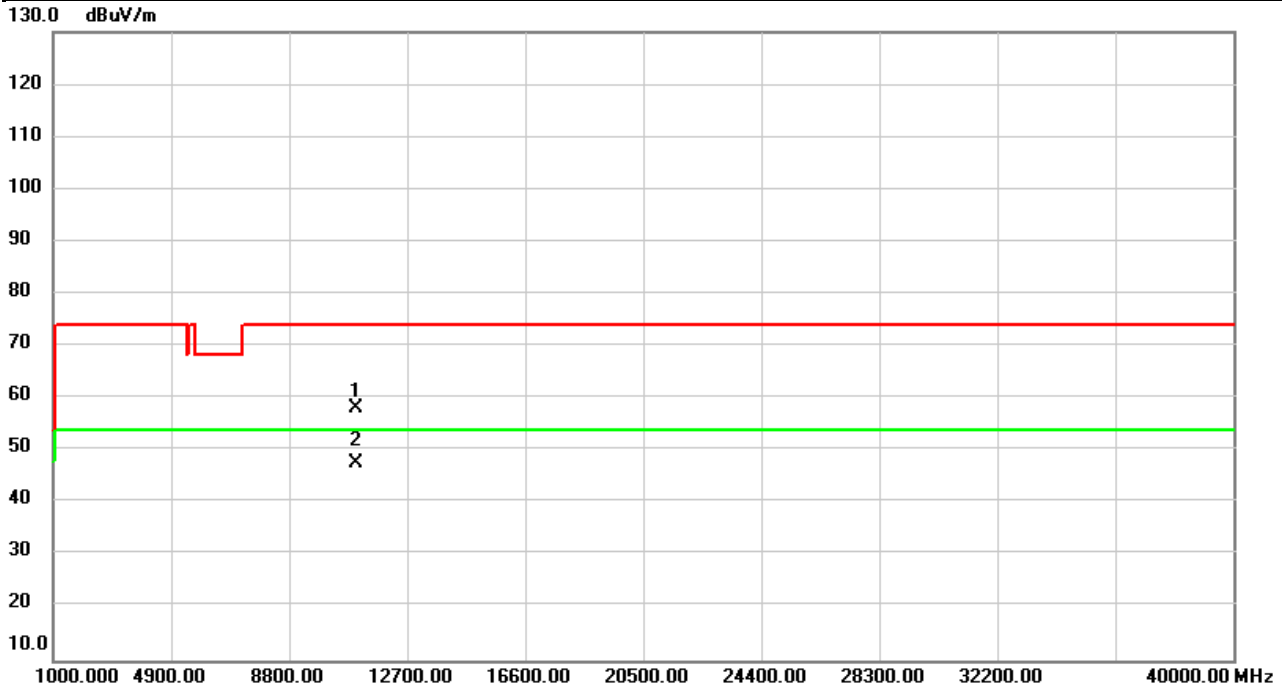


No.	Mk.	Freq.	Reading Level	Correct Factor	Measure-ment	Limit	Over	Detector	Comment
		MHz	dBuV	dB	dBuV/m	dBuV/m	dB		
1		11000.00	52.73	6.24	58.97	74.00	-15.03	peak	
2	*	11000.00	41.44	6.24	47.68	54.00	-6.32	AVG	

REMARKS:

- (1) Measurement Value = Reading Level + Correct Factor.
- (2) Margin Level = Measurement Value - Limit Value.

Test Mode	IEEE802.11ax (HEW20)	Test Date	2021/3/28
Test Frequency	5500MHz	Polarization	Horizontal
Temp	22°C	Hum.	67%

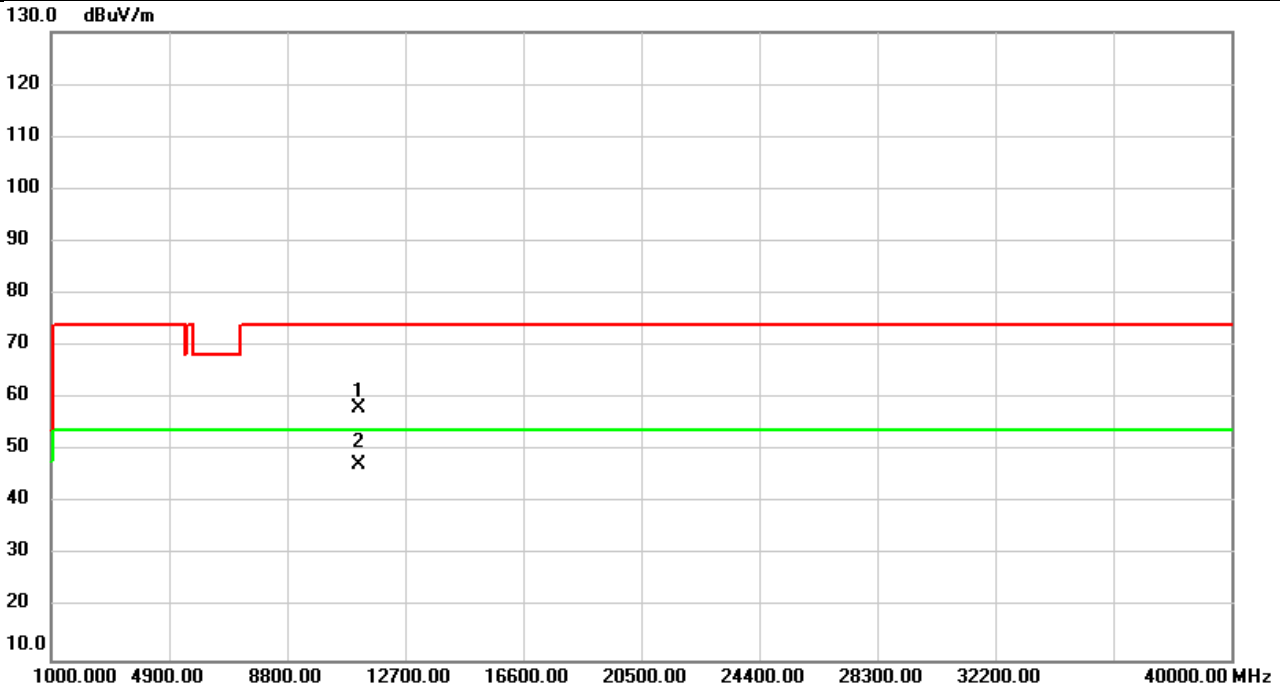


No.	Mk.	Freq.	Reading Level	Correct Factor	Measure-ment	Limit	Over	Detector	Comment
		MHz	dBuV	dB	dBuV/m	dBuV/m	dB		
1		11000.00	52.04	6.24	58.28	74.00	-15.72	peak	
2	*	11000.00	41.47	6.24	47.71	54.00	-6.29	AVG	

REMARKS:

- (1) Measurement Value = Reading Level + Correct Factor.
- (2) Margin Level = Measurement Value - Limit Value.

Test Mode	IEEE802.11ax (HEW20)	Test Date	2021/3/28
Test Frequency	5580MHz	Polarization	Vertical
Temp	22°C	Hum.	67%

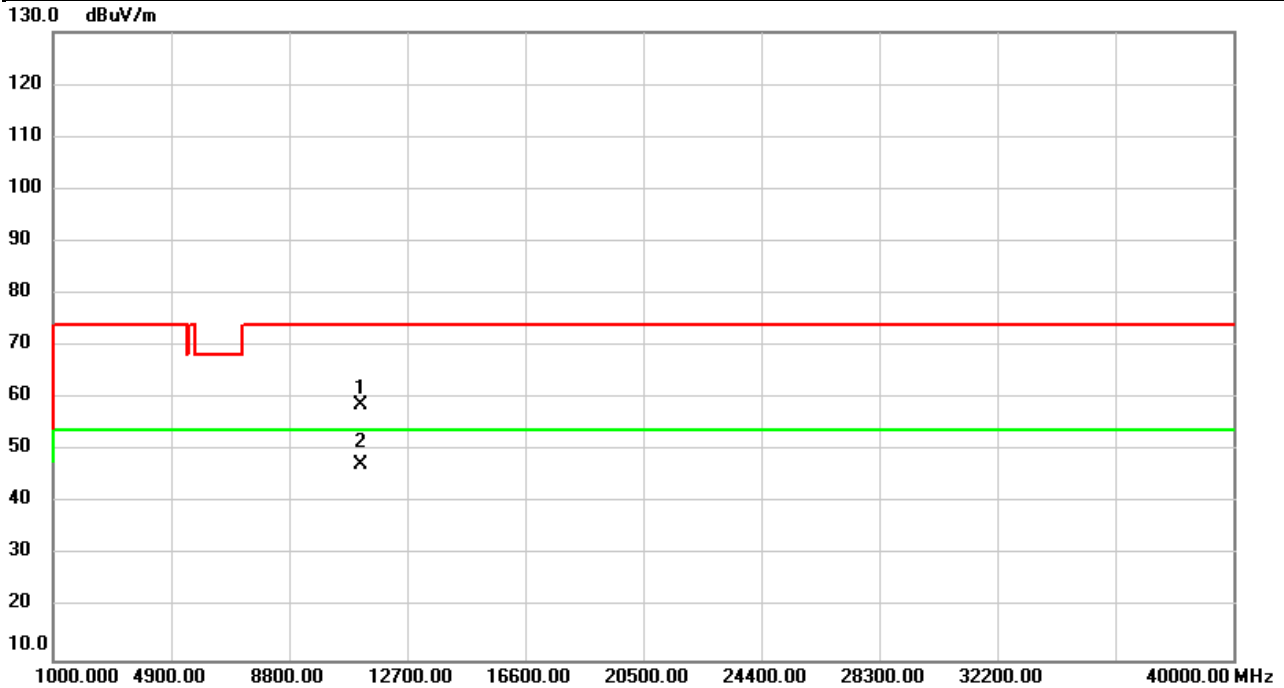


No.	Mk.	Freq.	Reading Level	Correct Factor	Measure-ment	Limit	Over	Detector	Comment
		MHz	dBuV	dB	dBuV/m	dBuV/m	dB		
1		11160.00	52.40	5.85	58.25	74.00	-15.75	peak	
2	*	11160.00	41.56	5.85	47.41	54.00	-6.59	AVG	

REMARKS:

- (1) Measurement Value = Reading Level + Correct Factor.
- (2) Margin Level = Measurement Value - Limit Value.

Test Mode	IEEE802.11ax (HEW20)	Test Date	2021/3/28
Test Frequency	5580MHz	Polarization	Horizontal
Temp	22°C	Hum.	67%

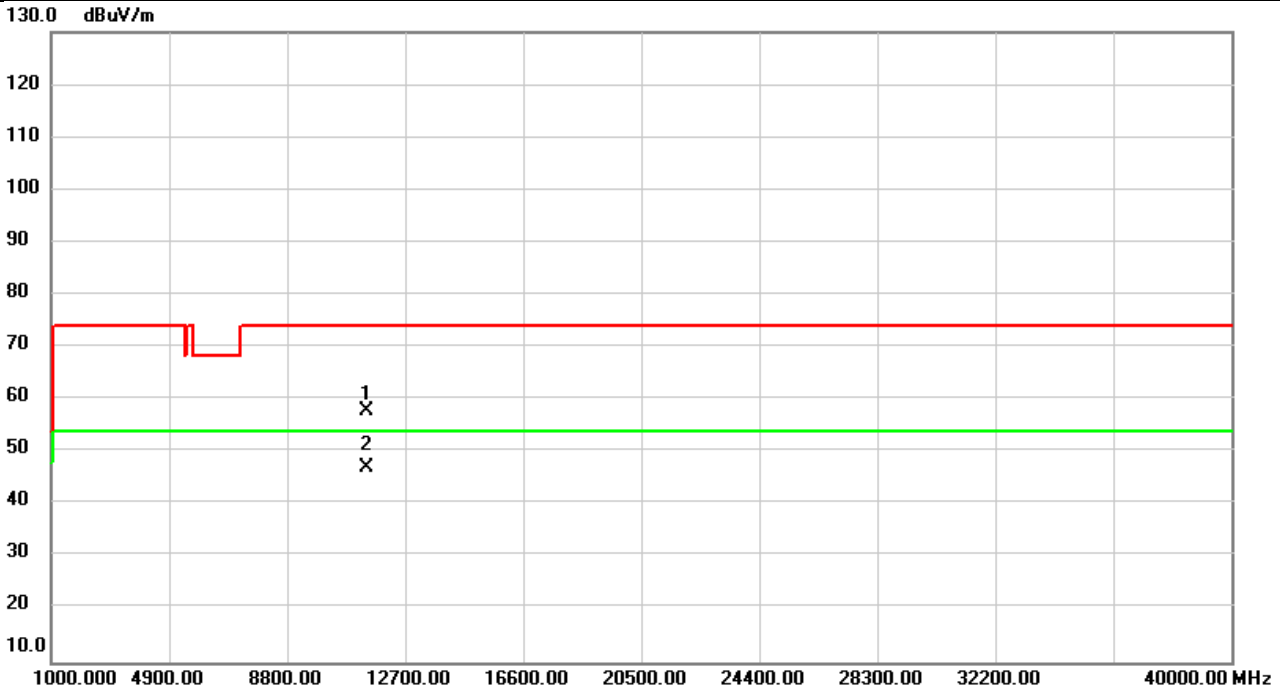


No.	Mk.	Freq.	Reading Level	Correct Factor	Measurement	Limit	Over	Detector	Comment
		MHz	dBuV	dB	dBuV/m	dBuV/m	dB		
1		11160.00	52.79	5.85	58.64	74.00	-15.36	peak	
2	*	11160.00	41.58	5.85	47.43	54.00	-6.57	AVG	

REMARKS:

- (1) Measurement Value = Reading Level + Correct Factor.
- (2) Margin Level = Measurement Value - Limit Value.

Test Mode	IEEE802.11ax (HEW20)	Test Date	2021/3/28
Test Frequency	5700MHz	Polarization	Vertical
Temp	22°C	Hum.	67%

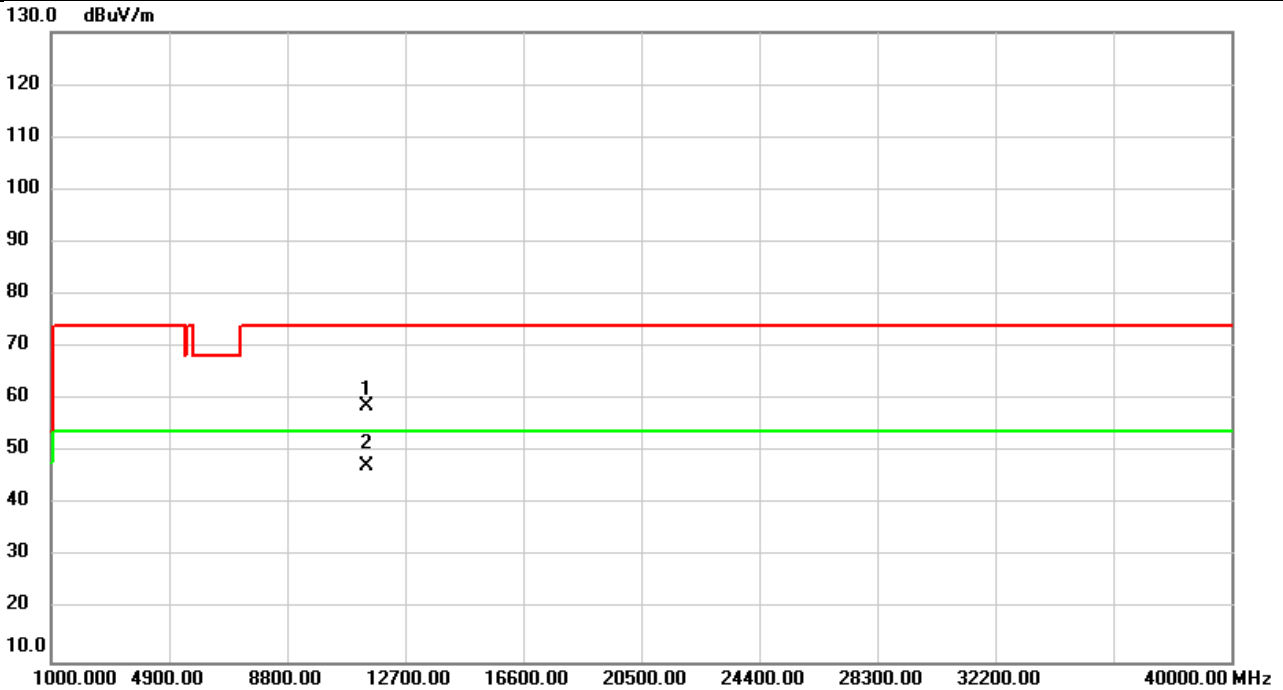


No.	Mk.	Freq.	Reading Level	Correct Factor	Measure-ment	Limit	Over	Detector	Comment
		MHz	dBuV	dB	dBuV/m	dBuV/m	dB		
1		11400.00	52.60	5.27	57.87	74.00	-16.13	peak	
2	*	11400.00	41.88	5.27	47.15	54.00	-6.85	AVG	

REMARKS:

- (1) Measurement Value = Reading Level + Correct Factor.
- (2) Margin Level = Measurement Value - Limit Value.

Test Mode	IEEE802.11ax (HEW20)	Test Date	2021/3/28
Test Frequency	5700MHz	Polarization	Horizontal
Temp	22°C	Hum.	67%

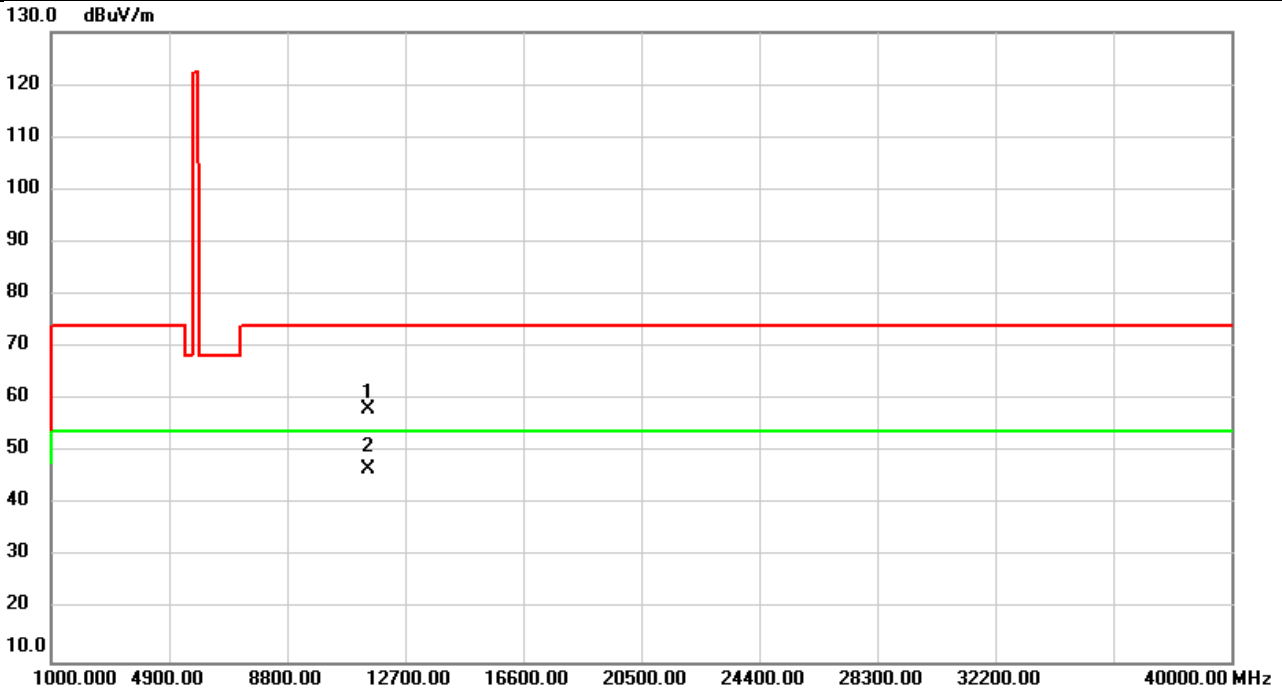


No.	Mk.	Freq.	Reading Level	Correct Factor	Measurement	Limit	Over	Detector	Comment
		MHz	dBuV	dB	dBuV/m	dBuV/m	dB		
1		11400.00	53.58	5.27	58.85	74.00	-15.15	peak	
2	*	11400.00	42.11	5.27	47.38	54.00	-6.62	AVG	

REMARKS:

- (1) Measurement Value = Reading Level + Correct Factor.
- (2) Margin Level = Measurement Value - Limit Value.

Test Mode	IEEE802.11ax (HEW20)	Test Date	2021/3/28
Test Frequency	5745MHz	Polarization	Vertical
Temp	22°C	Hum.	67%

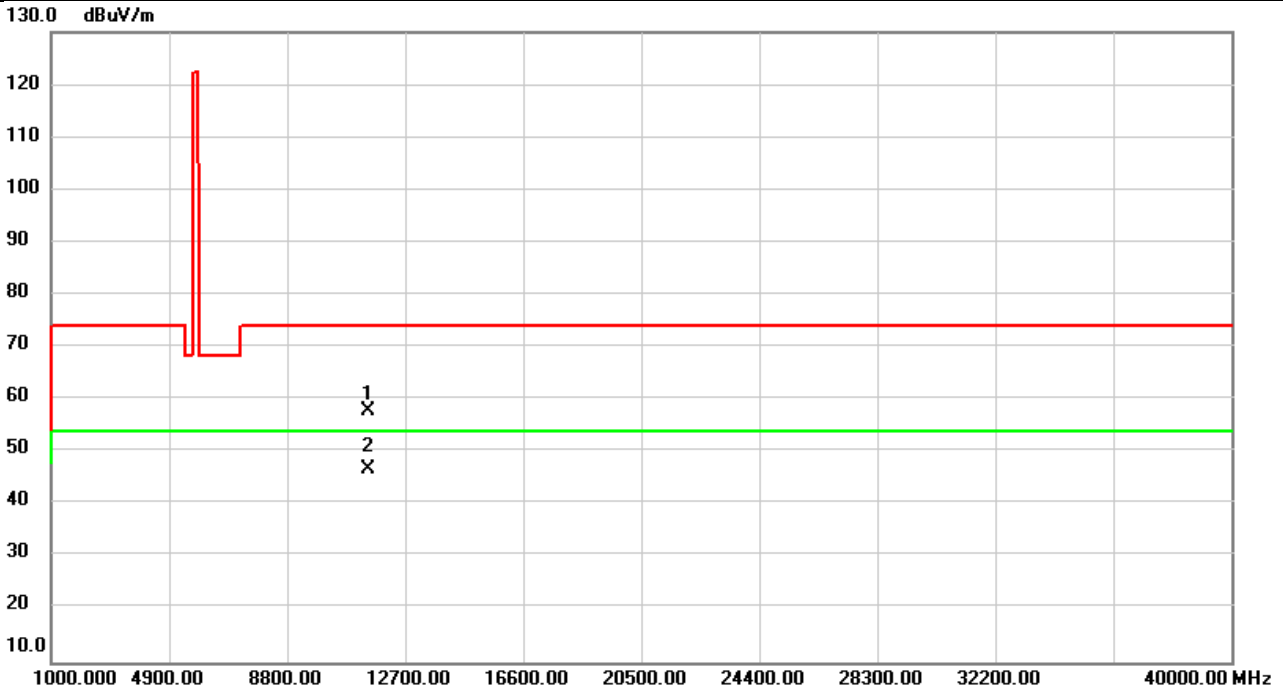


No.	Mk.	Freq.	Reading Level	Correct Factor	Measure-ment	Limit	Over	Detector	Comment
		MHz	dBuV	dB	dBuV/m	dBuV/m	dB		
1		11490.00	53.25	5.05	58.30	74.00	-15.70	peak	
2	*	11490.00	41.78	5.05	46.83	54.00	-7.17	AVG	

REMARKS:

- (1) Measurement Value = Reading Level + Correct Factor.
- (2) Margin Level = Measurement Value - Limit Value.

Test Mode	IEEE802.11ax (HEW20)	Test Date	2021/3/28
Test Frequency	5745MHz	Polarization	Horizontal
Temp	22°C	Hum.	67%

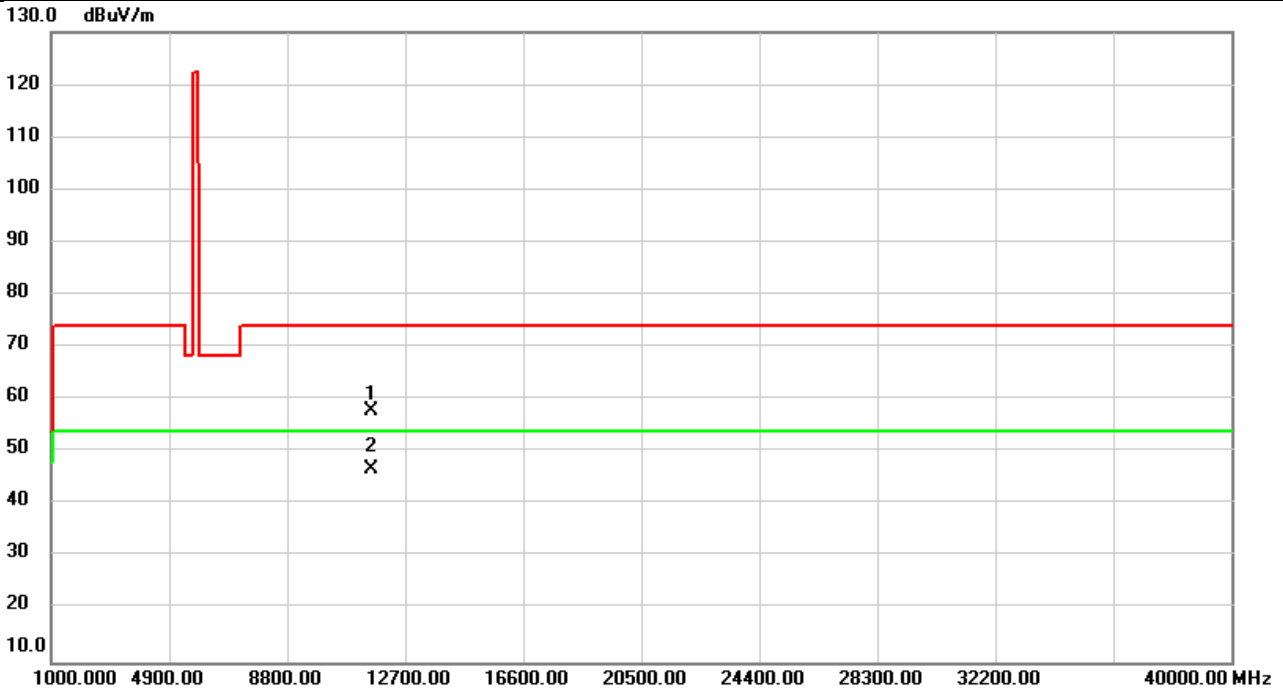


No.	Mk.	Freq.	Reading Level	Correct Factor	Measurement	Limit	Over	Detector	Comment
		MHz	dBuV	dB	dBuV/m	dBuV/m	dB		
1		11490.00	52.73	5.05	57.78	74.00	-16.22	peak	
2	*	11490.00	41.78	5.05	46.83	54.00	-7.17	AVG	

REMARKS:

- (1) Measurement Value = Reading Level + Correct Factor.
- (2) Margin Level = Measurement Value - Limit Value.

Test Mode	IEEE802.11ax (HEW20)	Test Date	2021/3/28
Test Frequency	5785MHz	Polarization	Vertical
Temp	22°C	Hum.	67%

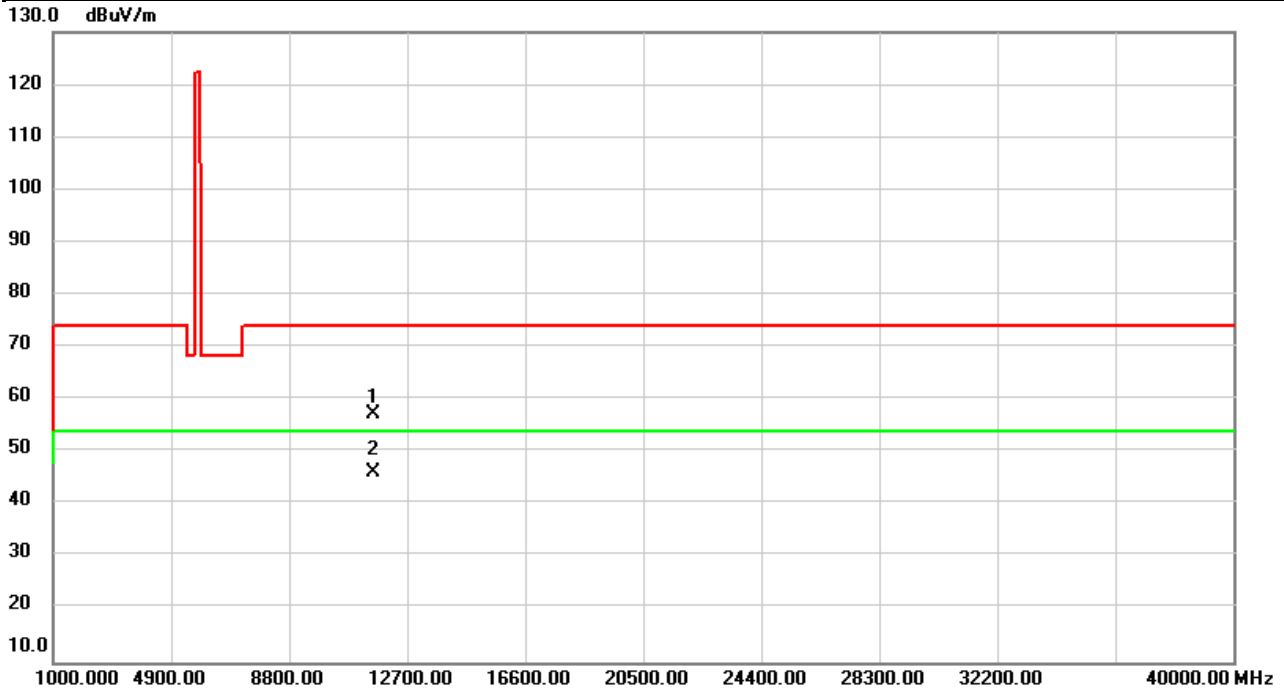


No.	Mk.	Freq.	Reading Level	Correct Factor	Measurement	Limit	Over	Detector	Comment
		MHz	dBuV	dB	dBuV/m	dBuV/m	dB		
1		11570.00	53.06	4.87	57.93	74.00	-16.07	peak	
2	*	11570.00	41.75	4.87	46.62	54.00	-7.38	AVG	

REMARKS:

- (1) Measurement Value = Reading Level + Correct Factor.
- (2) Margin Level = Measurement Value - Limit Value.

Test Mode	IEEE802.11ax (HEW20)	Test Date	2021/3/28
Test Frequency	5785MHz	Polarization	Horizontal
Temp	22°C	Hum.	67%

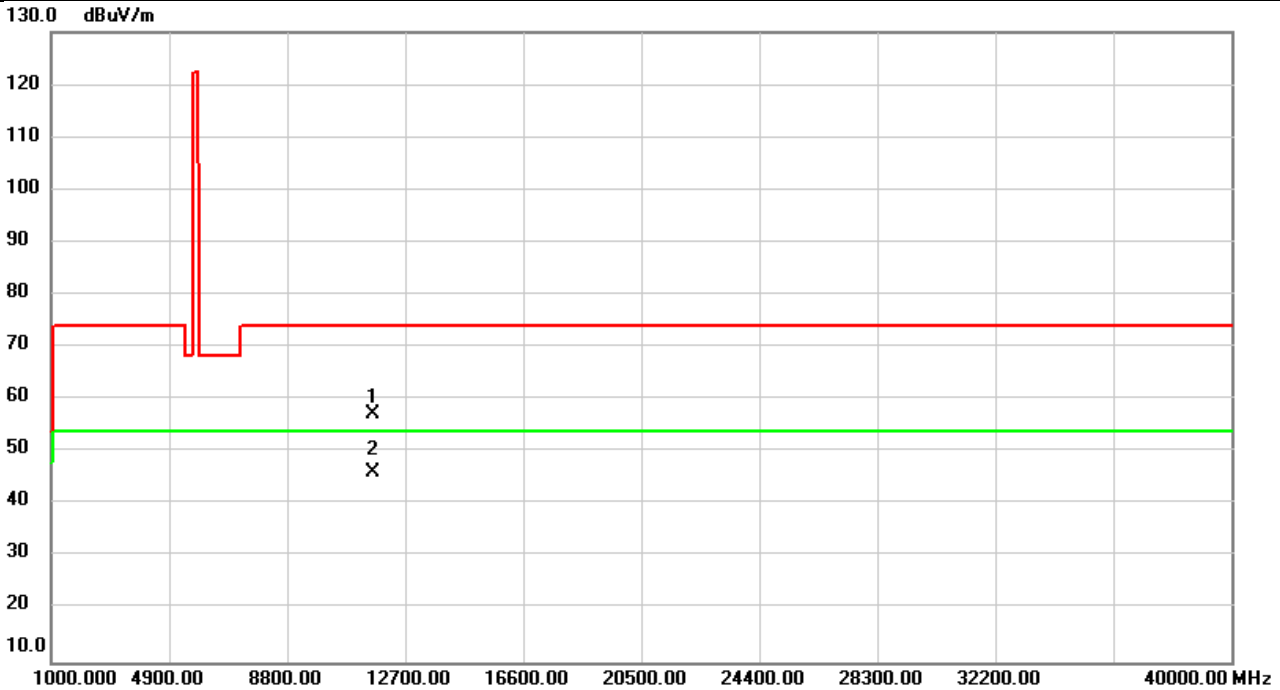


No.	Mk.	Freq.	Reading Level	Correct Factor	Measure-ment	Limit	Over	Detector	Comment
		MHz	dBuV	dB	dBuV/m	dBuV/m	dB		
1		11570.00	52.35	4.87	57.22	74.00	-16.78	peak	
2	*	11570.00	41.37	4.87	46.24	54.00	-7.76	AVG	

REMARKS:

- (1) Measurement Value = Reading Level + Correct Factor.
- (2) Margin Level = Measurement Value - Limit Value.

Test Mode	IEEE802.11ax (HEW20)	Test Date	2021/3/28
Test Frequency	5825MHz	Polarization	Vertical
Temp	22°C	Hum.	67%

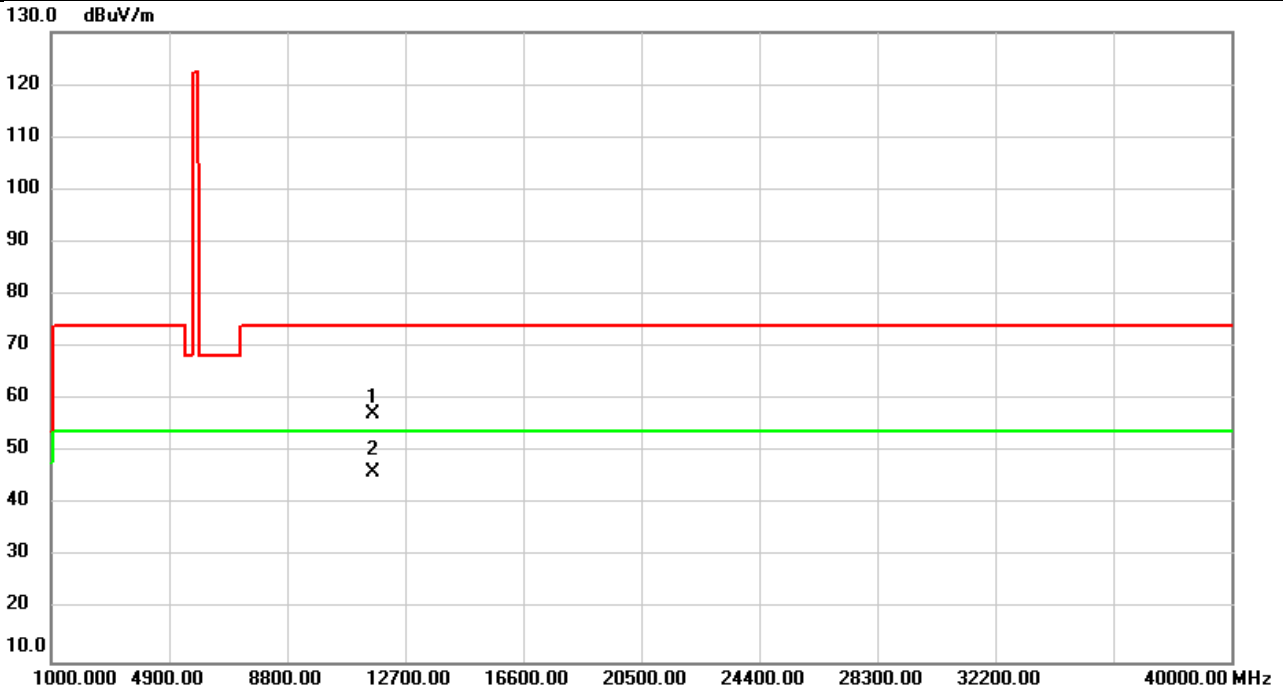


No.	Mk.	Freq. MHz	Reading Level dBuV	Correct Factor dB	Measure- ment dBuV/m	Limit dBuV/m	Over dB	Detector	Comment
1		11650.00	52.42	4.69	57.11	74.00	-16.89	peak	
2	*	11650.00	41.53	4.69	46.22	54.00	-7.78	AVG	

REMARKS:

- (1) Measurement Value = Reading Level + Correct Factor.
- (2) Margin Level = Measurement Value - Limit Value.

Test Mode	IEEE802.11ax (HEW20)	Test Date	2021/3/28
Test Frequency	5825MHz	Polarization	Horizontal
Temp	22°C	Hum.	67%

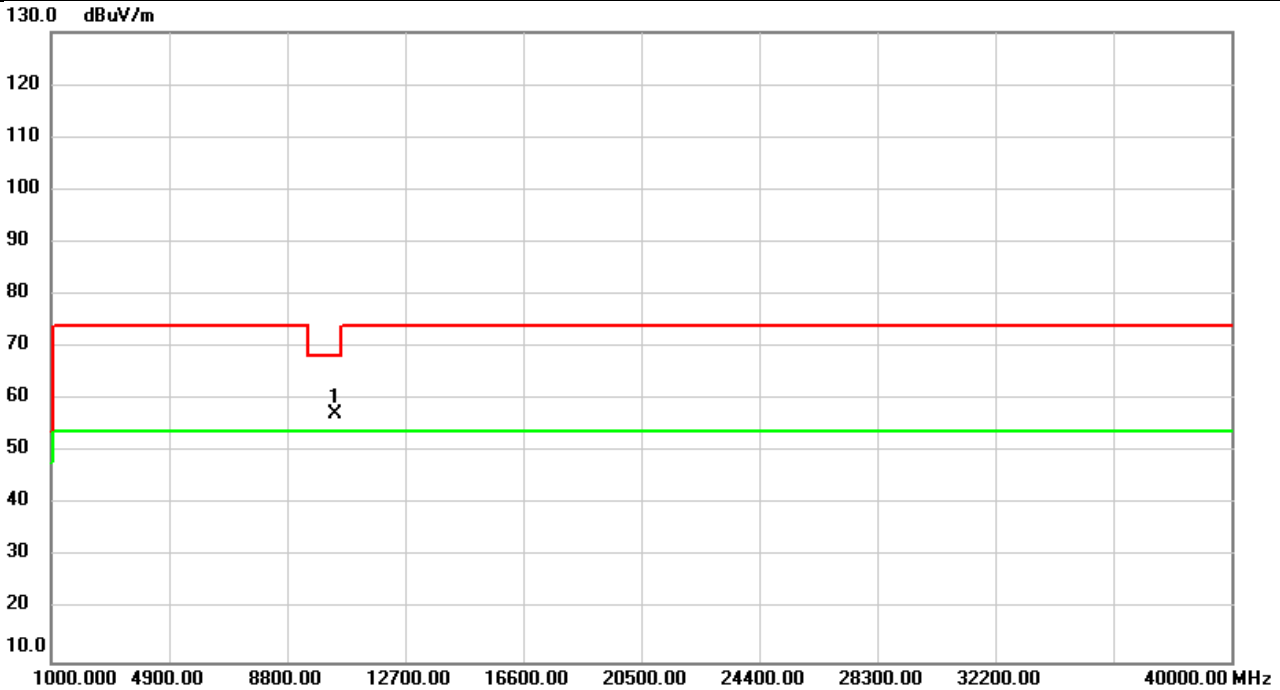


No.	Mk.	Freq.	Reading Level	Correct Factor	Measure-ment	Limit	Over	Detector	Comment
		MHz	dBuV	dB	dBuV/m	dBuV/m	dB		
1		11650.00	52.60	4.69	57.29	74.00	-16.71	peak	
2	*	11650.00	41.56	4.69	46.25	54.00	-7.75	AVG	

REMARKS:

- (1) Measurement Value = Reading Level + Correct Factor.
- (2) Margin Level = Measurement Value - Limit Value.

Test Mode	IEEE802.11ax (HEW40)	Test Date	2021/3/28
Test Frequency	5190MHz	Polarization	Vertical
Temp	22°C	Hum.	67%

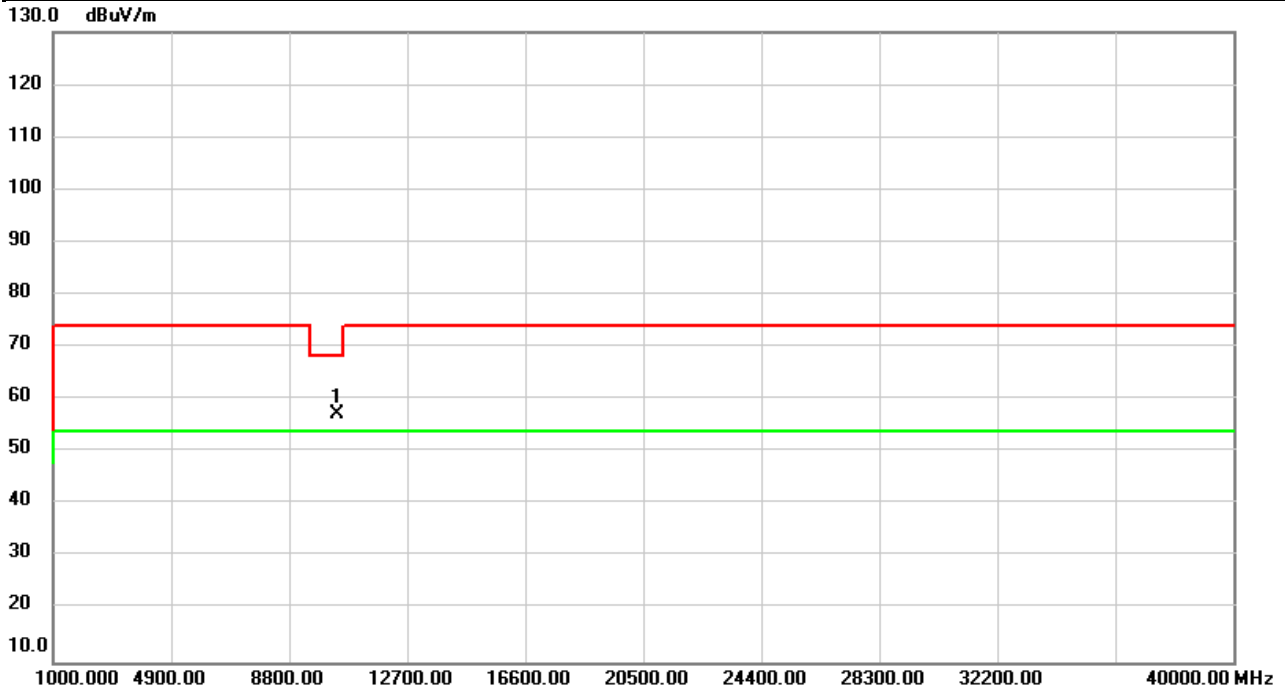


No.	Mk.	Freq.	Reading Level	Correct Factor	Measurement	Limit	Over	Detector	Comment
		MHz	dBuV	dB	dBuV/m	dBuV/m	dB		
1	*	10380.00	52.33	4.89	57.22	68.20	-10.98	peak	

REMARKS:

- (1) Measurement Value = Reading Level + Correct Factor.
- (2) Margin Level = Measurement Value - Limit Value.

Test Mode	IEEE802.11ax (HEW40)	Test Date	2021/3/28
Test Frequency	5190MHz	Polarization	Horizontal
Temp	22°C	Hum.	67%

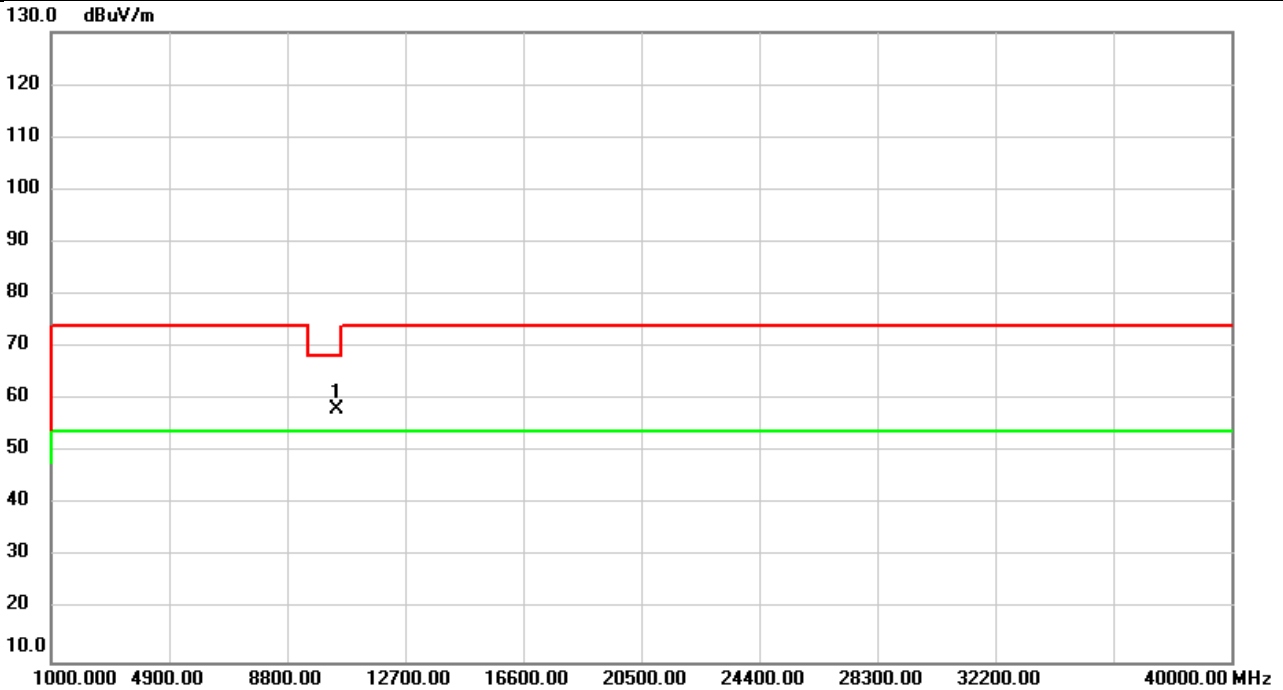


No.	Mk.	Freq.	Reading Level	Correct Factor	Measurement	Limit	Over	Detector	Comment
		MHz	dBuV	dB	dBuV/m	dBuV/m	dB		
1	*	10380.00	52.35	4.89	57.24	68.20	-10.96	peak	

REMARKS:

- (1) Measurement Value = Reading Level + Correct Factor.
- (2) Margin Level = Measurement Value - Limit Value.

Test Mode	IEEE802.11ax (HEW40)	Test Date	2021/3/28
Test Frequency	5230MHz	Polarization	Vertical
Temp	22°C	Hum.	67%

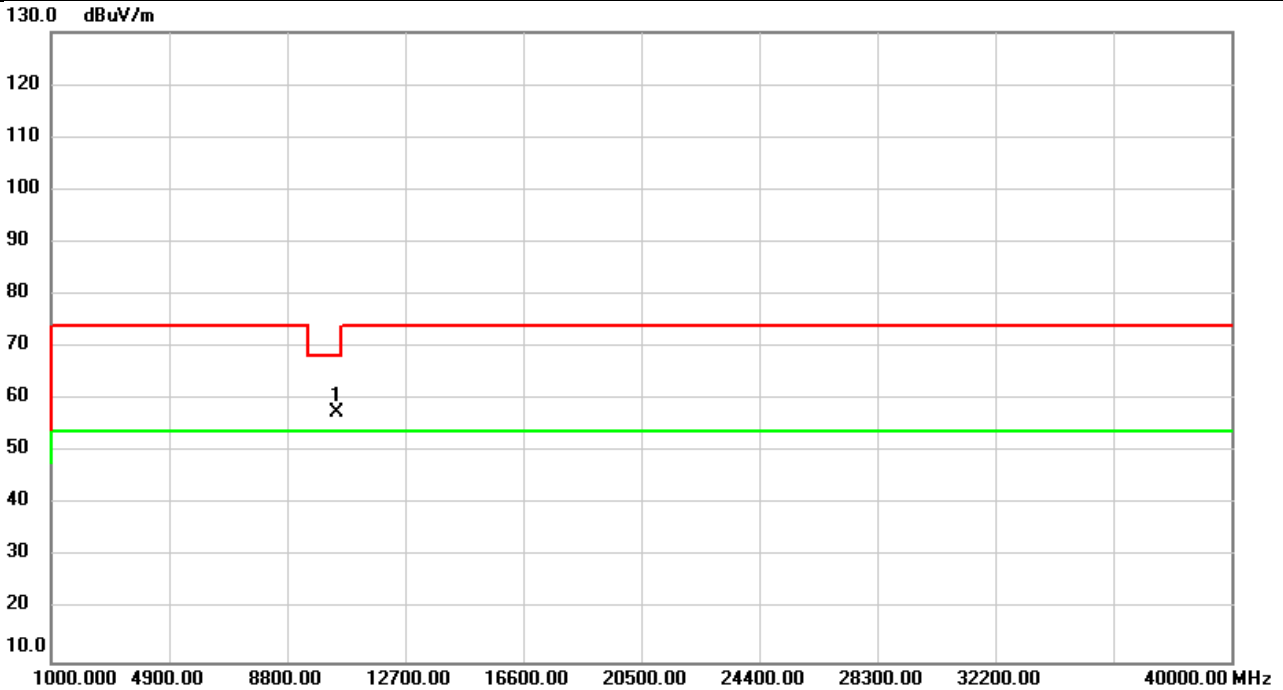


No.	Mk.	Freq.	Reading Level	Correct Factor	Measurement	Limit	Over	Detector	Comment
		MHz	dBuV	dB	dBuV/m	dBuV/m	dB		
1	*	10460.00	53.11	5.10	58.21	68.20	-9.99	peak	

REMARKS:

- (1) Measurement Value = Reading Level + Correct Factor.
- (2) Margin Level = Measurement Value - Limit Value.

Test Mode	IEEE802.11ax (HEW40)	Test Date	2021/3/28
Test Frequency	5230MHz	Polarization	Horizontal
Temp	22°C	Hum.	67%

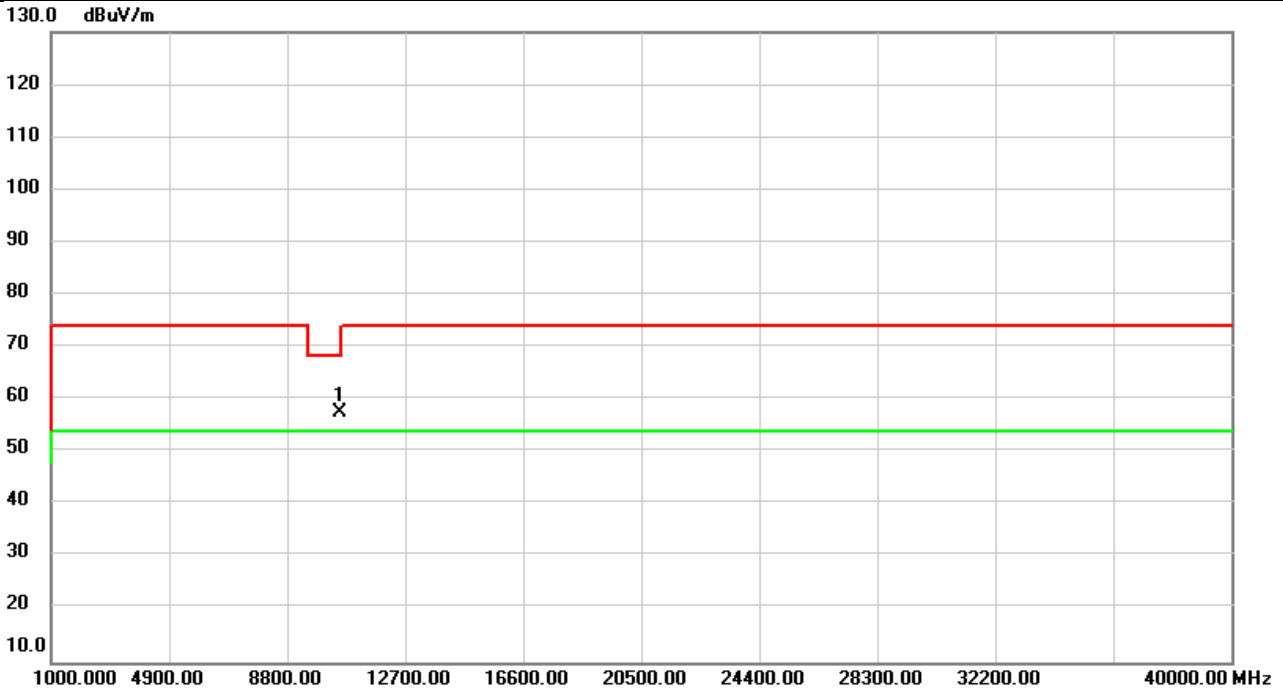


No.	Mk.	Freq.	Reading Level	Correct Factor	Measurement	Limit	Over	Detector	Comment
		MHz	dBuV	dB	dBuV/m	dBuV/m	dB		
1	*	10460.00	52.37	5.10	57.47	68.20	-10.73	peak	

REMARKS:

- (1) Measurement Value = Reading Level + Correct Factor.
- (2) Margin Level = Measurement Value - Limit Value.

Test Mode	IEEE802.11ax (HEW40)	Test Date	2021/3/28
Test Frequency	5270MHz	Polarization	Vertical
Temp	22°C	Hum.	67%

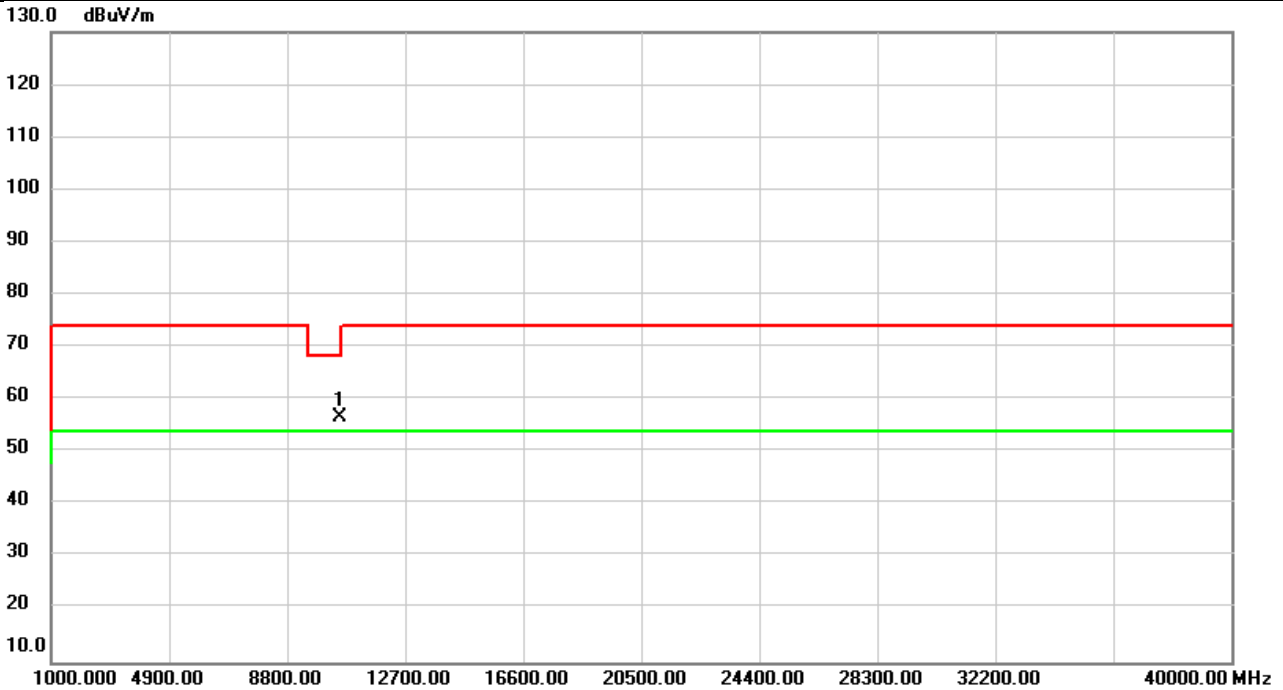


No.	Mk.	Freq. MHz	Reading Level dBuV	Correct Factor dB	Measure- ment dBuV/m	Limit dBuV/m	Over dB	Detector	Comment
1	*	10540.00	52.25	5.28	57.53	68.20	-10.67	peak	

REMARKS:

- (1) Measurement Value = Reading Level + Correct Factor.
- (2) Margin Level = Measurement Value - Limit Value.

Test Mode	IEEE802.11ax (HEW40)	Test Date	2021/3/28
Test Frequency	5270MHz	Polarization	Horizontal
Temp	22°C	Hum.	67%

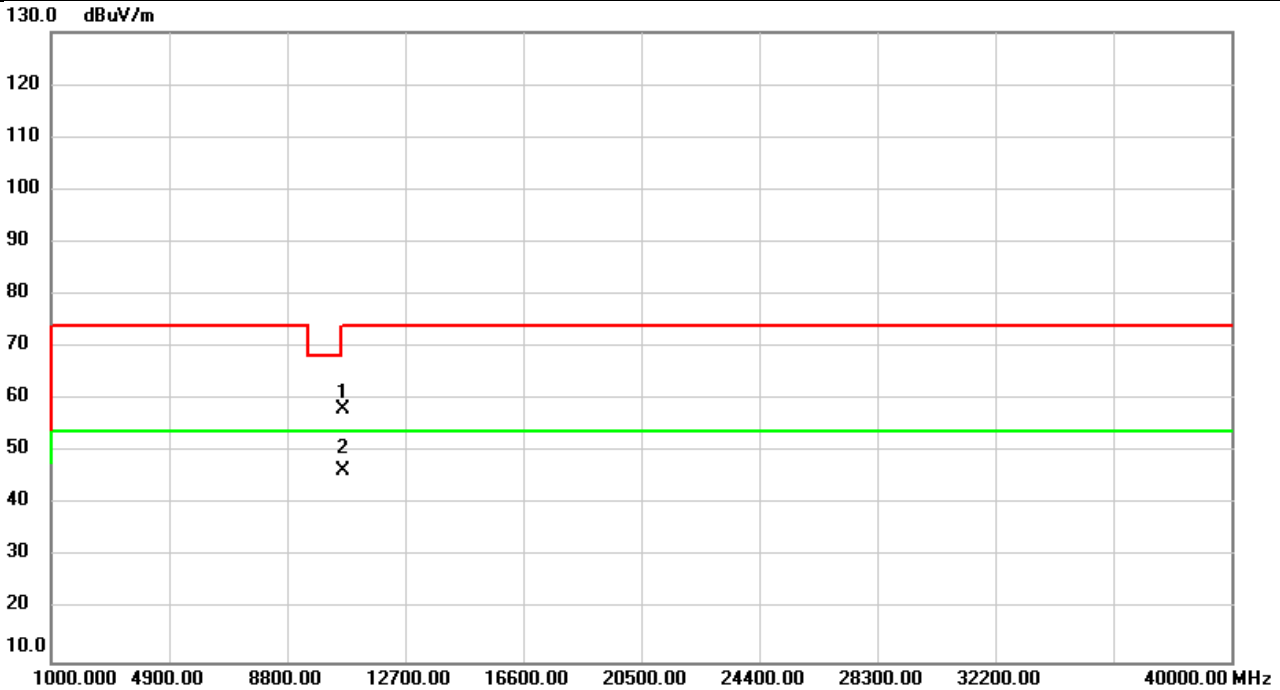


No.	Mk.	Freq. MHz	Reading Level dBuV	Correct Factor dB	Measure- ment dBuV/m	Limit dBuV/m	Over dB	Detector	Comment
1	*	10540.00	51.35	5.28	56.63	68.20	-11.57	peak	

REMARKS:

- (1) Measurement Value = Reading Level + Correct Factor.
- (2) Margin Level = Measurement Value - Limit Value.

Test Mode	IEEE802.11ax (HEW40)	Test Date	2021/3/28
Test Frequency	5310MHz	Polarization	Vertical
Temp	22°C	Hum.	67%

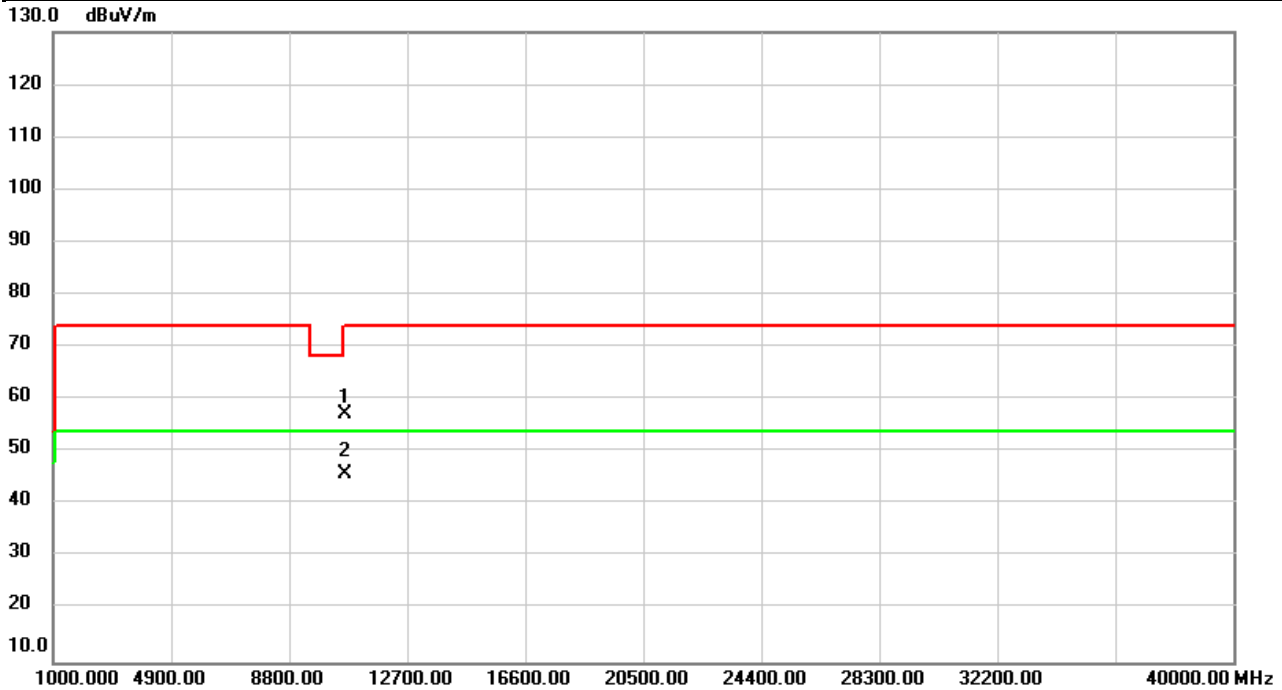


No.	Mk.	Freq.	Reading Level	Correct Factor	Measurement	Limit	Over	Detector	Comment
		MHz	dBuV	dB	dBuV/m	dBuV/m	dB		
1		10620.00	52.60	5.45	58.05	74.00	-15.95	peak	
2	*	10620.00	41.13	5.45	46.58	54.00	-7.42	AVG	

REMARKS:

- (1) Measurement Value = Reading Level + Correct Factor.
- (2) Margin Level = Measurement Value - Limit Value.

Test Mode	IEEE802.11ax (HEW40)	Test Date	2021/3/28
Test Frequency	5310MHz	Polarization	Horizontal
Temp	22°C	Hum.	67%

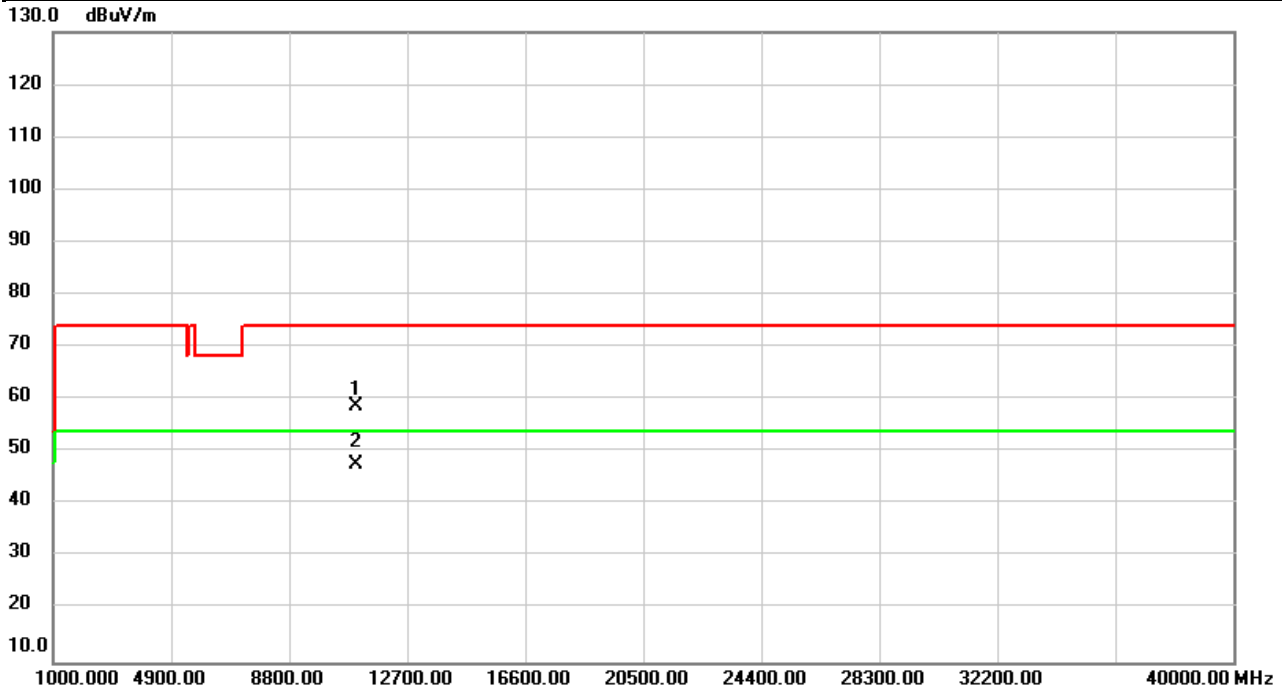


No.	Mk.	Freq.	Reading Level	Correct Factor	Measure-ment	Limit	Over	Detector	Comment
		MHz	dBuV	dB	dBuV/m	dBuV/m	dB		
1		10620.00	51.86	5.45	57.31	74.00	-16.69	peak	
2	*	10620.00	40.49	5.45	45.94	54.00	-8.06	AVG	

REMARKS:

- (1) Measurement Value = Reading Level + Correct Factor.
- (2) Margin Level = Measurement Value - Limit Value.

Test Mode	IEEE802.11ax (HEW40)	Test Date	2021/3/28
Test Frequency	5510MHz	Polarization	Vertical
Temp	22°C	Hum.	67%

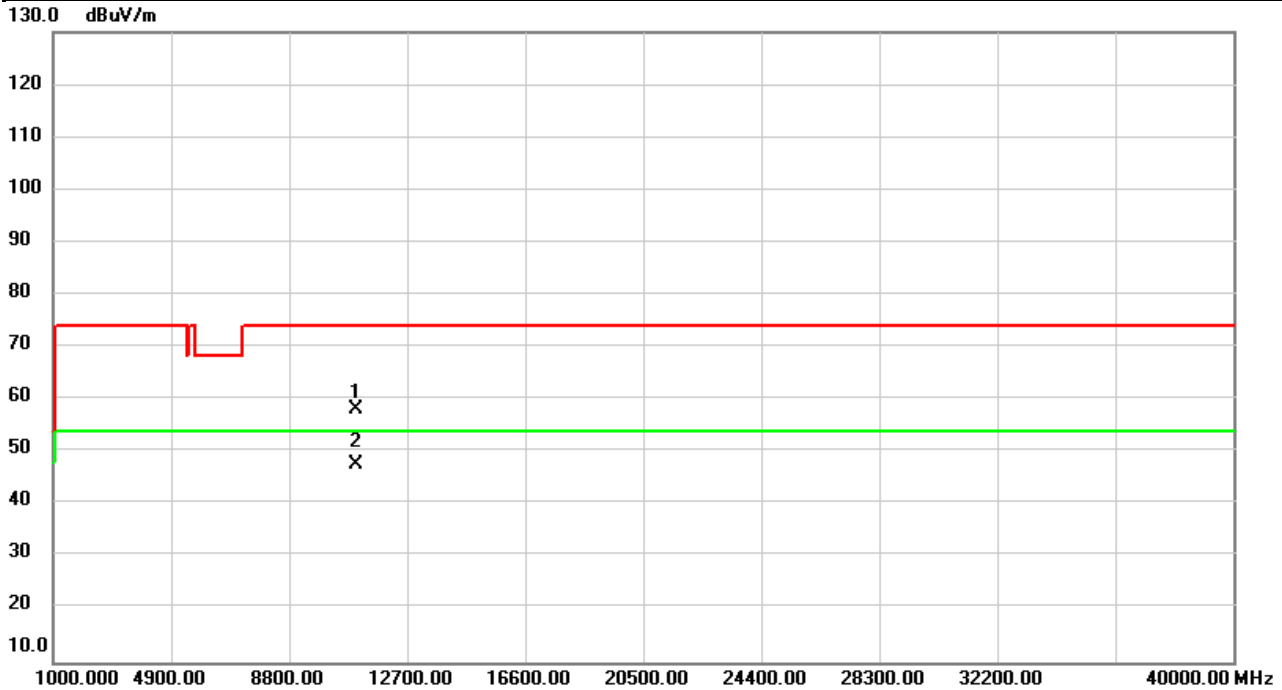


No.	Mk.	Freq.	Reading Level	Correct Factor	Measure-ment	Limit	Over	Detector	Comment
		MHz	dBuV	dB	dBuV/m	dBuV/m	dB		
1	*	11020.00	52.50	6.20	58.70	74.00	-15.30	peak	
2		11020.00	41.36	6.20	47.56	74.00	-26.44	QP	

REMARKS:

- (1) Measurement Value = Reading Level + Correct Factor.
- (2) Margin Level = Measurement Value - Limit Value.

Test Mode	IEEE802.11ax (HEW40)	Test Date	2021/3/28
Test Frequency	5510MHz	Polarization	Horizontal
Temp	22°C	Hum.	67%

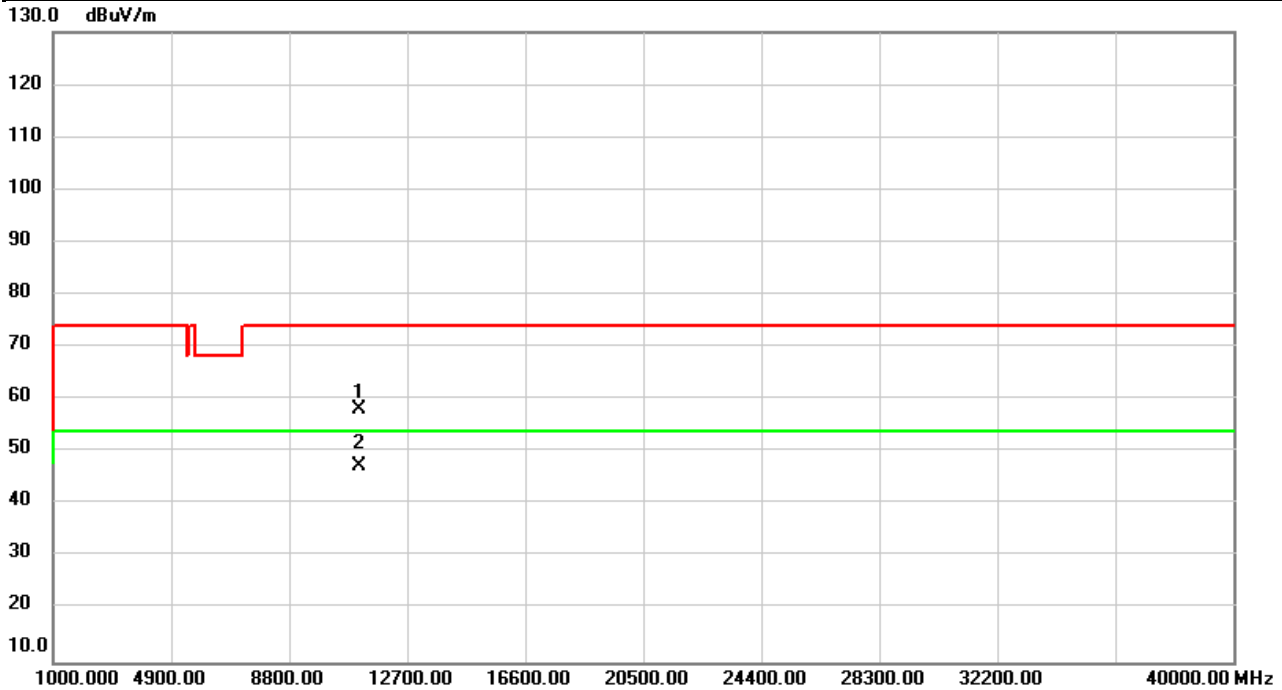


No.	Mk.	Freq.	Reading Level	Correct Factor	Measure-ment	Limit	Over	Detector	Comment
		MHz	dBuV	dB	dBuV/m	dBuV/m	dB		
1		11020.00	52.08	6.20	58.28	74.00	-15.72	peak	
2	*	11020.00	41.48	6.20	47.68	54.00	-6.32	AVG	

REMARKS:

- (1) Measurement Value = Reading Level + Correct Factor.
- (2) Margin Level = Measurement Value - Limit Value.

Test Mode	IEEE802.11ax (HEW40)	Test Date	2021/3/28
Test Frequency	5550MHz	Polarization	Vertical
Temp	22°C	Hum.	67%

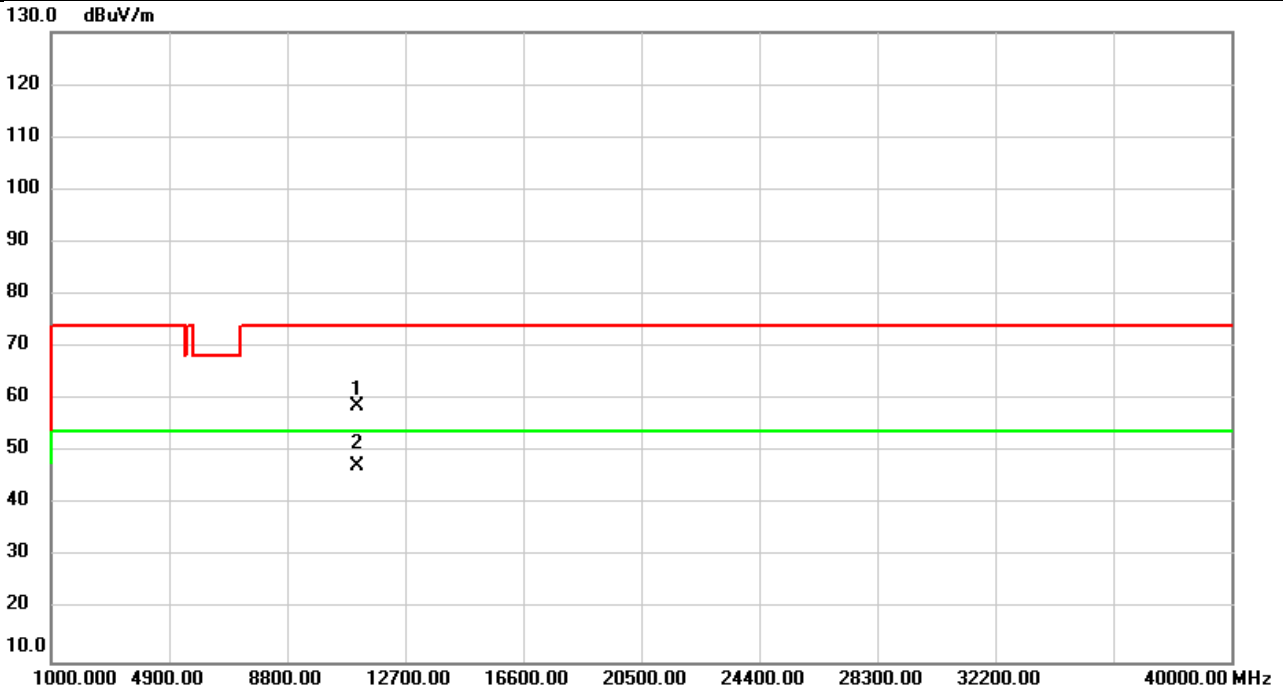


No.	Mk.	Freq.	Reading Level	Correct Factor	Measure-ment	Limit	Over	Detector	Comment
		MHz	dBuV	dB	dBuV/m	dBuV/m	dB		
1		11100.00	52.28	6.00	58.28	74.00	-15.72	peak	
2	*	11100.00	41.36	6.00	47.36	54.00	-6.64	AVG	

REMARKS:

- (1) Measurement Value = Reading Level + Correct Factor.
- (2) Margin Level = Measurement Value - Limit Value.

Test Mode	IEEE802.11ax (HEW40)	Test Date	2021/3/28
Test Frequency	5550MHz	Polarization	Horizontal
Temp	22°C	Hum.	67%

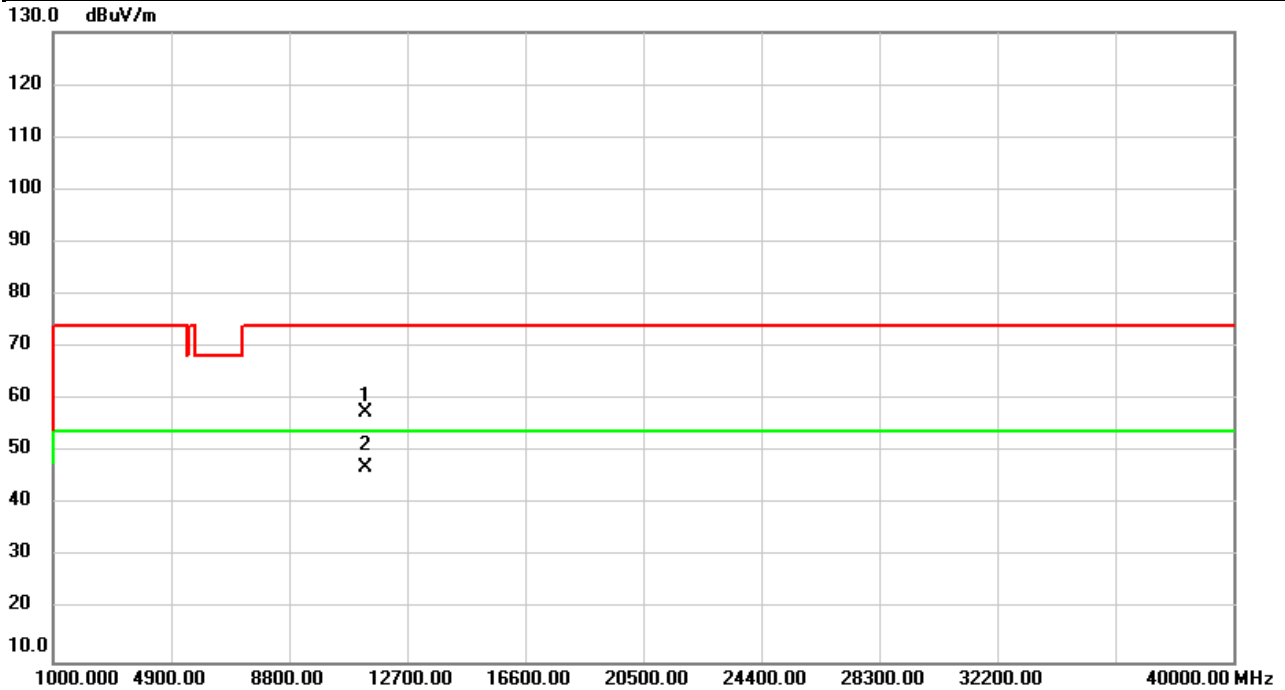


No.	Mk.	Freq.	Reading Level	Correct Factor	Measurement	Limit	Over	Detector	Comment
		MHz	dBuV	dB	dBuV/m	dBuV/m	dB		
1		11100.00	52.76	6.00	58.76	74.00	-15.24	peak	
2	*	11100.00	41.41	6.00	47.41	54.00	-6.59	AVG	

REMARKS:

- (1) Measurement Value = Reading Level + Correct Factor.
- (2) Margin Level = Measurement Value - Limit Value.

Test Mode	IEEE802.11ax (HEW40)	Test Date	2021/3/28
Test Frequency	5670MHz	Polarization	Vertical
Temp	22°C	Hum.	67%

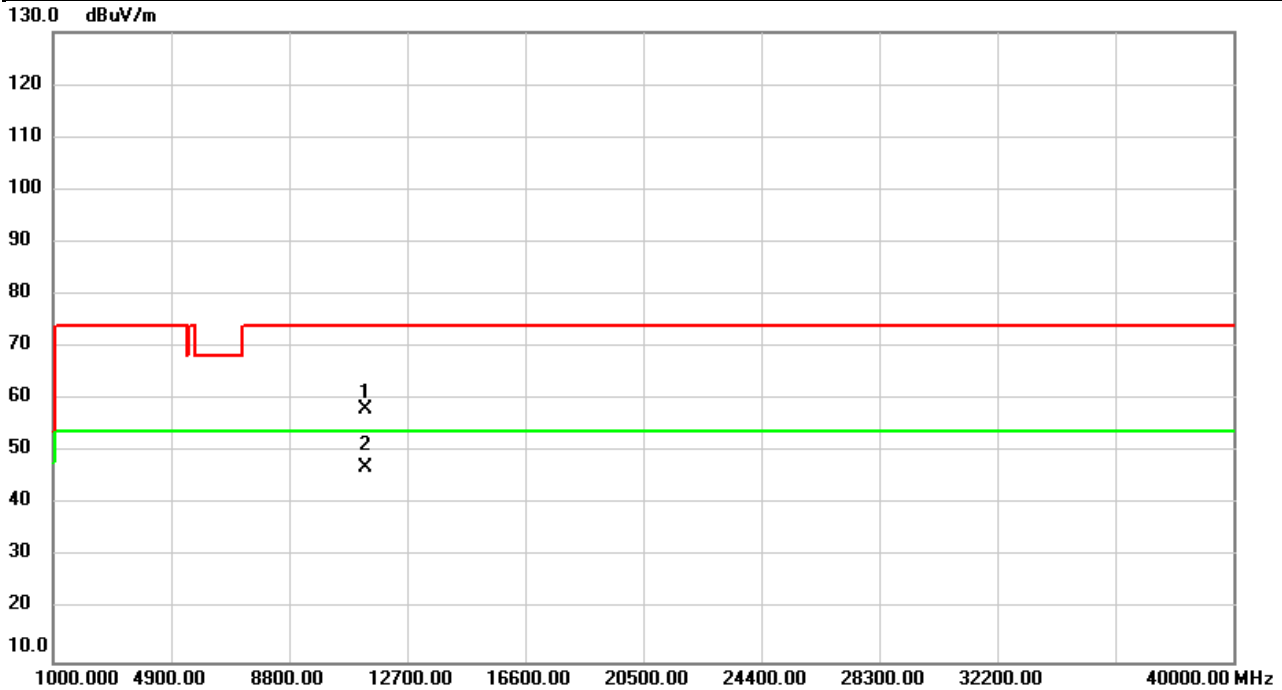


No.	Mk.	Freq.	Reading Level	Correct Factor	Measure-ment	Limit	Over	Detector	Comment
		MHz	dBuV	dB	dBuV/m	dBuV/m	dB		
1		11340.00	52.21	5.42	57.63	74.00	-16.37	peak	
2	*	11340.00	41.62	5.42	47.04	54.00	-6.96	AVG	

REMARKS:

- (1) Measurement Value = Reading Level + Correct Factor.
- (2) Margin Level = Measurement Value - Limit Value.

Test Mode	IEEE802.11ax (HEW40)	Test Date	2021/3/28
Test Frequency	5670MHz	Polarization	Horizontal
Temp	22°C	Hum.	67%

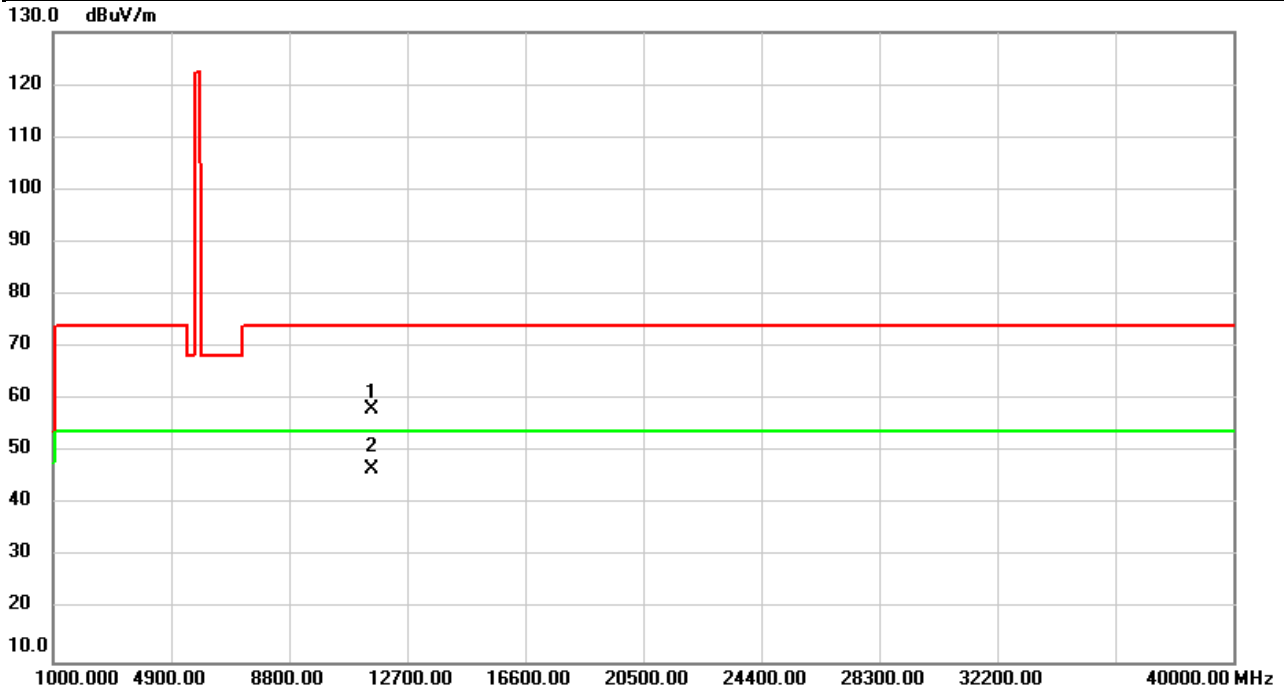


No.	Mk.	Freq.	Reading Level	Correct Factor	Measurement	Limit	Over	Detector	Comment
		MHz	dBuV	dB	dBuV/m	dBuV/m	dB		
1		11340.00	52.65	5.42	58.07	74.00	-15.93	peak	
2	*	11340.00	41.59	5.42	47.01	54.00	-6.99	AVG	

REMARKS:

- (1) Measurement Value = Reading Level + Correct Factor.
- (2) Margin Level = Measurement Value - Limit Value.

Test Mode	IEEE802.11ax (HEW40)	Test Date	2021/3/28
Test Frequency	5755MHz	Polarization	Vertical
Temp	22°C	Hum.	67%

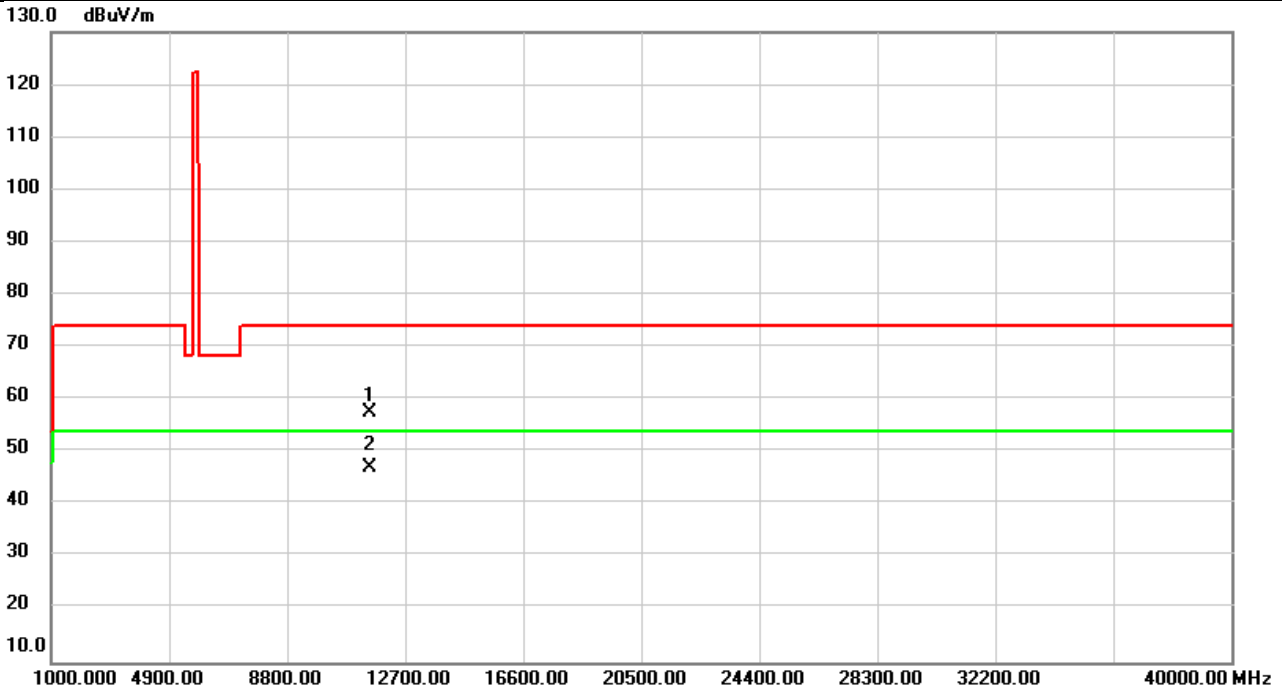


No.	Mk.	Freq.	Reading Level	Correct Factor	Measurement	Limit	Over	Detector	Comment
		MHz	dBuV	dB	dBuV/m	dBuV/m	dB		
1		11510.00	53.03	5.01	58.04	74.00	-15.96	peak	
2	*	11510.00	41.85	5.01	46.86	54.00	-7.14	AVG	

REMARKS:

- (1) Measurement Value = Reading Level + Correct Factor.
- (2) Margin Level = Measurement Value - Limit Value.

Test Mode	IEEE802.11ax (HEW40)	Test Date	2021/3/28
Test Frequency	5755MHz	Polarization	Horizontal
Temp	22°C	Hum.	67%

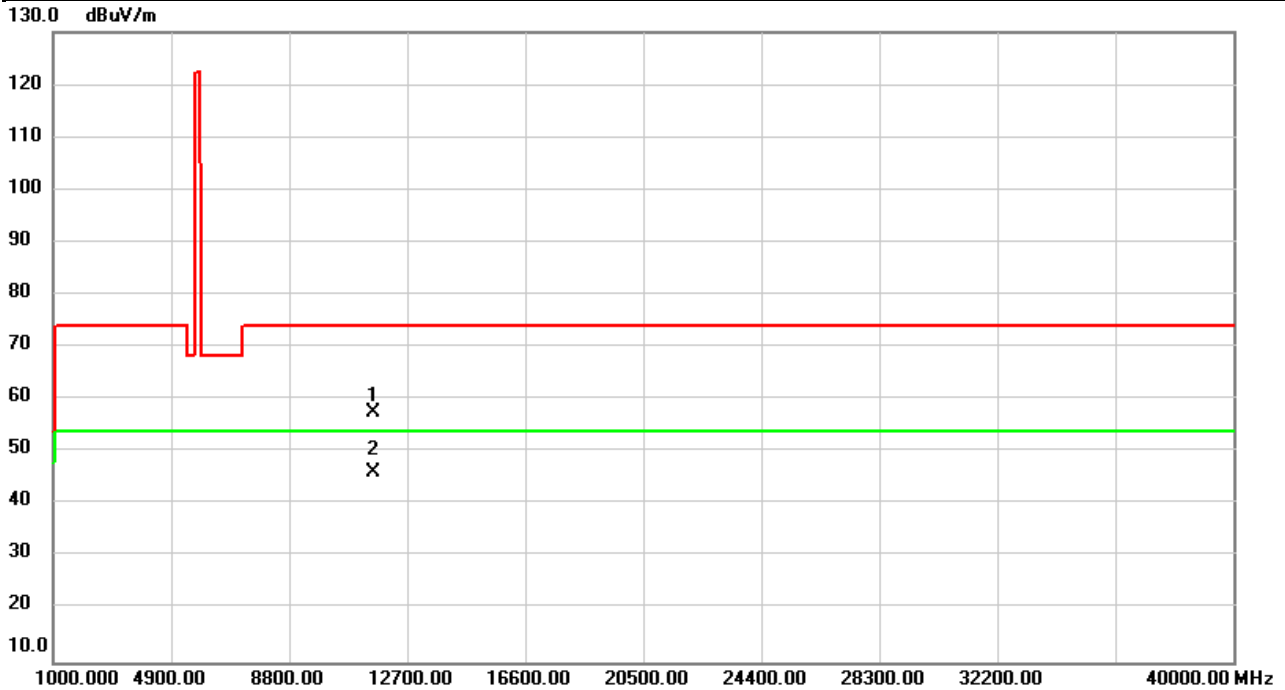


No.	Mk.	Freq.	Reading Level	Correct Factor	Measure-ment	Limit	Over	Detector	Comment
		MHz	dBuV	dB	dBuV/m	dBuV/m	dB		
1		11510.00	52.56	5.01	57.57	74.00	-16.43	peak	
2	*	11510.00	41.91	5.01	46.92	54.00	-7.08	AVG	

REMARKS:

- (1) Measurement Value = Reading Level + Correct Factor.
- (2) Margin Level = Measurement Value - Limit Value.

Test Mode	IEEE802.11ax (HEW40)	Test Date	2021/3/28
Test Frequency	5795MHz	Polarization	Vertical
Temp	22°C	Hum.	67%

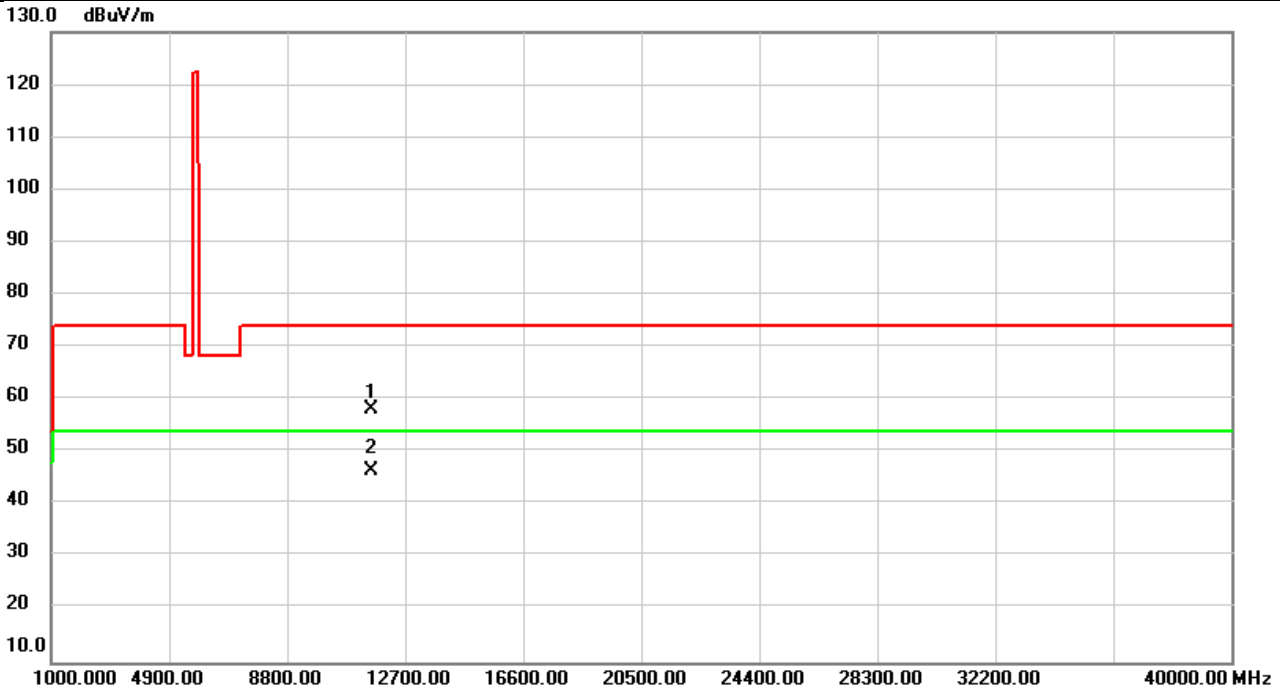


No.	Mk.	Freq.	Reading Level	Correct Factor	Measure-ment	Limit	Over	Detector	Comment
		MHz	dBuV	dB	dBuV/m	dBuV/m	dB		
1		11590.00	52.75	4.83	57.58	74.00	-16.42	peak	
2	*	11590.00	41.29	4.83	46.12	54.00	-7.88	AVG	

REMARKS:

- (1) Measurement Value = Reading Level + Correct Factor.
- (2) Margin Level = Measurement Value - Limit Value.

Test Mode	IEEE802.11ax (HEW40)	Test Date	2021/3/28
Test Frequency	5795MHz	Polarization	Horizontal
Temp	22°C	Hum.	67%

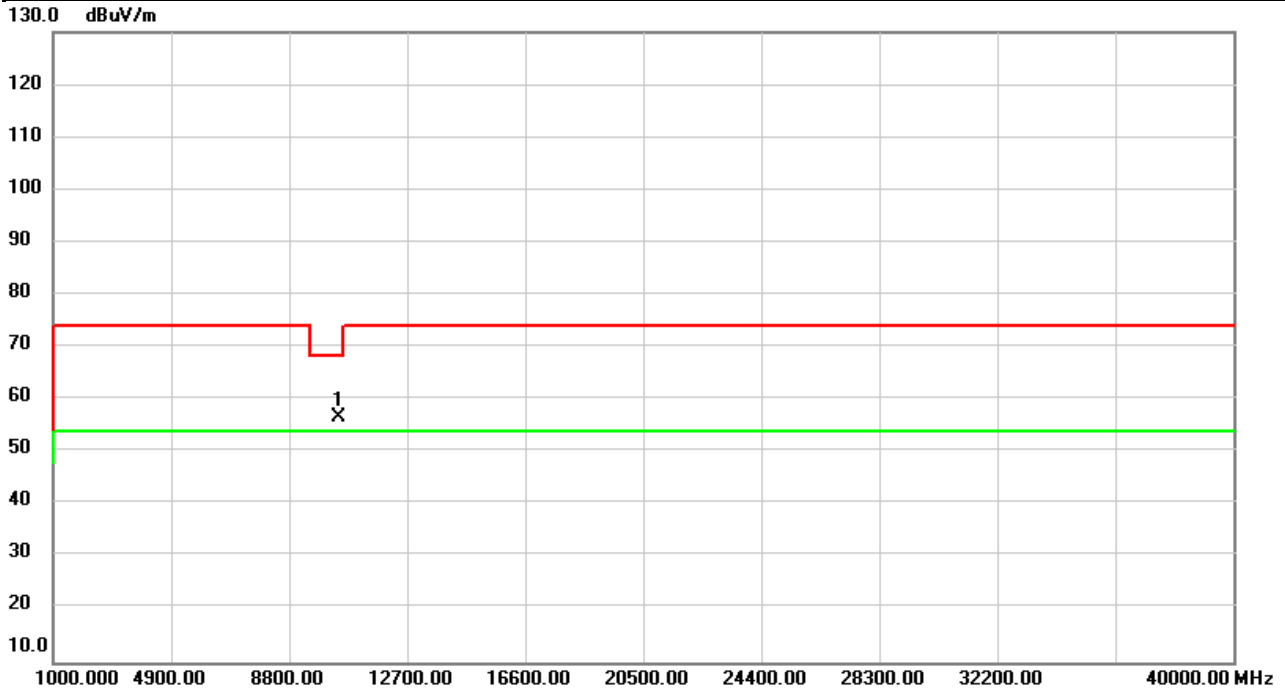


No.	Mk.	Freq.	Reading Level	Correct Factor	Measure-ment	Limit	Over	Detector	Comment
		MHz	dBuV	dB	dBuV/m	dBuV/m	dB		
1		11590.00	53.41	4.83	58.24	74.00	-15.76	peak	
2	*	11590.00	41.63	4.83	46.46	54.00	-7.54	AVG	

REMARKS:

- (1) Measurement Value = Reading Level + Correct Factor.
- (2) Margin Level = Measurement Value - Limit Value.

Test Mode	IEEE802.11ax (HEW80)	Test Date	2021/3/28
Test Frequency	5210MHz	Polarization	Vertical
Temp	22°C	Hum.	67%

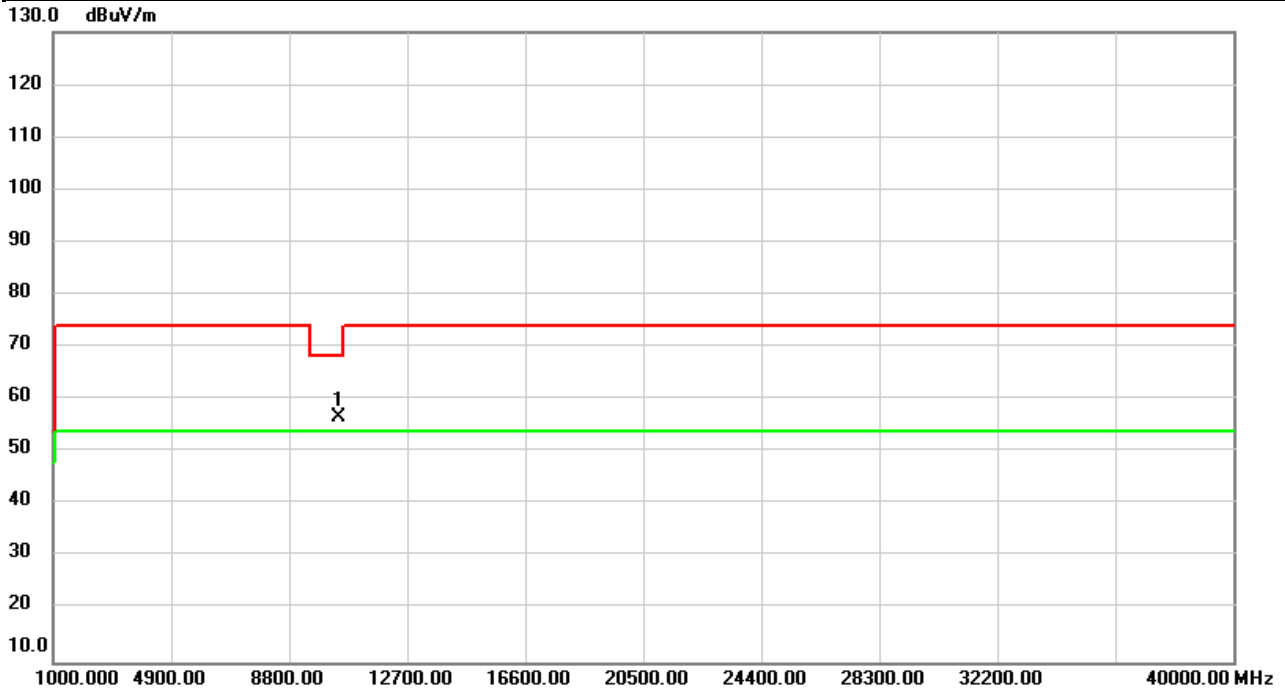


No.	Mk.	Freq.	Reading Level	Correct Factor	Measurement	Limit	Over	Detector	Comment
		MHz	dBuV	dB	dBuV/m	dBuV/m	dB		
1	*	10420.00	51.55	4.99	56.54	68.20	-11.66	peak	

REMARKS:

- (1) Measurement Value = Reading Level + Correct Factor.
- (2) Margin Level = Measurement Value - Limit Value.

Test Mode	IEEE802.11ax (HEW80)	Test Date	2021/3/28
Test Frequency	5210MHz	Polarization	Horizontal
Temp	22°C	Hum.	67%

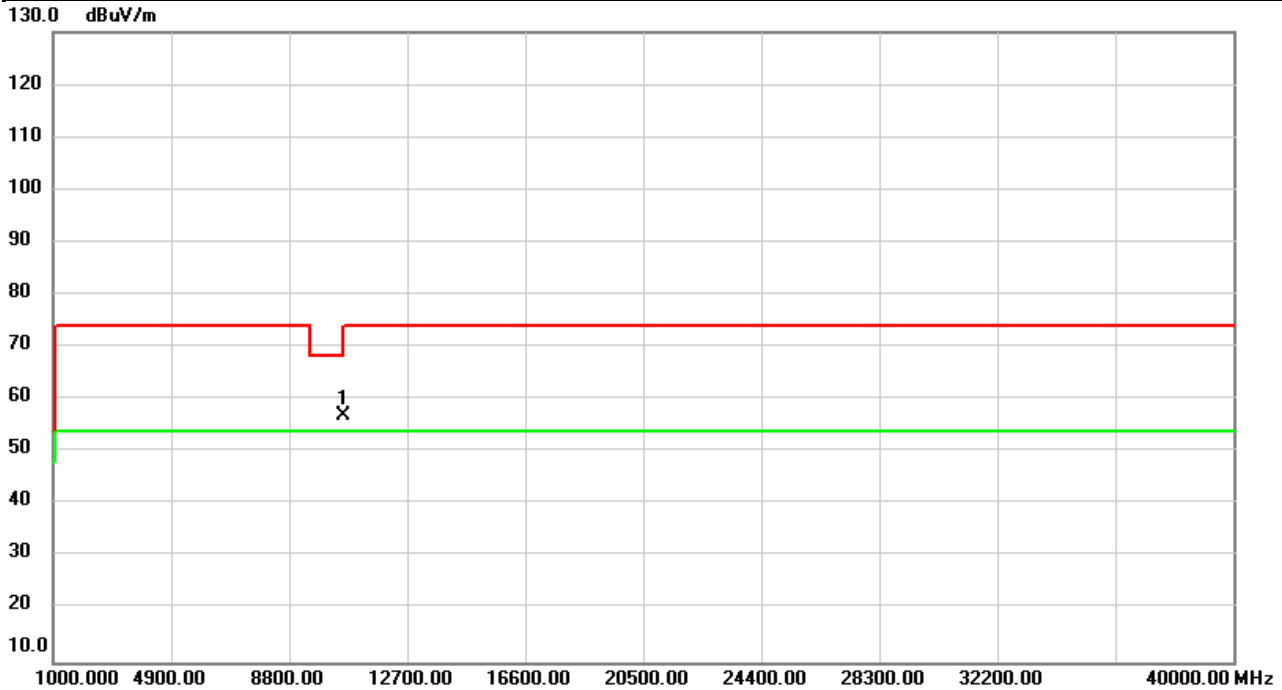


No.	Mk.	Freq.	Reading Level	Correct Factor	Measurement	Limit	Over	Detector	Comment
		MHz	dBuV	dB	dBuV/m	dBuV/m	dB		
1	*	10420.00	51.80	4.99	56.79	68.20	-11.41	peak	

REMARKS:

- (1) Measurement Value = Reading Level + Correct Factor.
- (2) Margin Level = Measurement Value - Limit Value.

Test Mode	IEEE802.11ax (HEW80)	Test Date	2021/3/28
Test Frequency	5290MHz	Polarization	Vertical
Temp	22°C	Hum.	67%

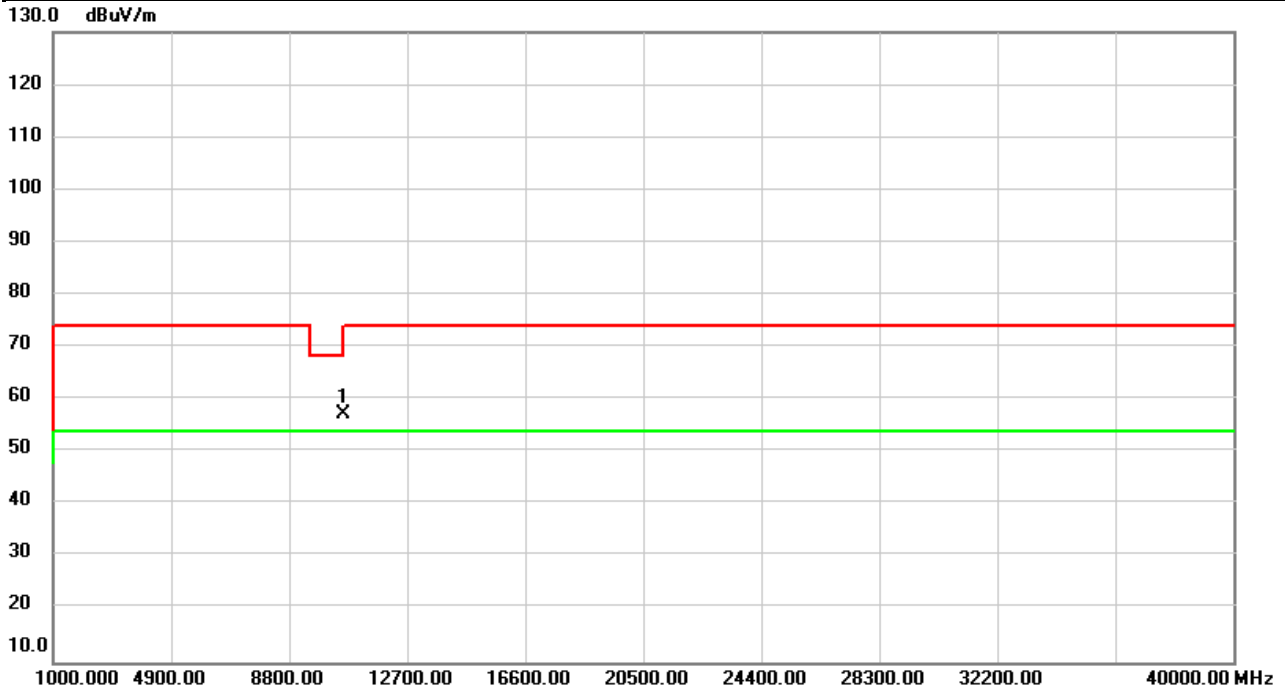


No.	Mk.	Freq.	Reading Level	Correct Factor	Measurement	Limit	Over	Detector	Comment
		MHz	dBuV	dB	dBuV/m	dBuV/m	dB		
1	*	10580.00	51.67	5.37	57.04	68.20	-11.16	peak	

REMARKS:

- (1) Measurement Value = Reading Level + Correct Factor.
- (2) Margin Level = Measurement Value - Limit Value.

Test Mode	IEEE802.11ax (HEW80)	Test Date	2021/3/28
Test Frequency	5290MHz	Polarization	Horizontal
Temp	22°C	Hum.	67%

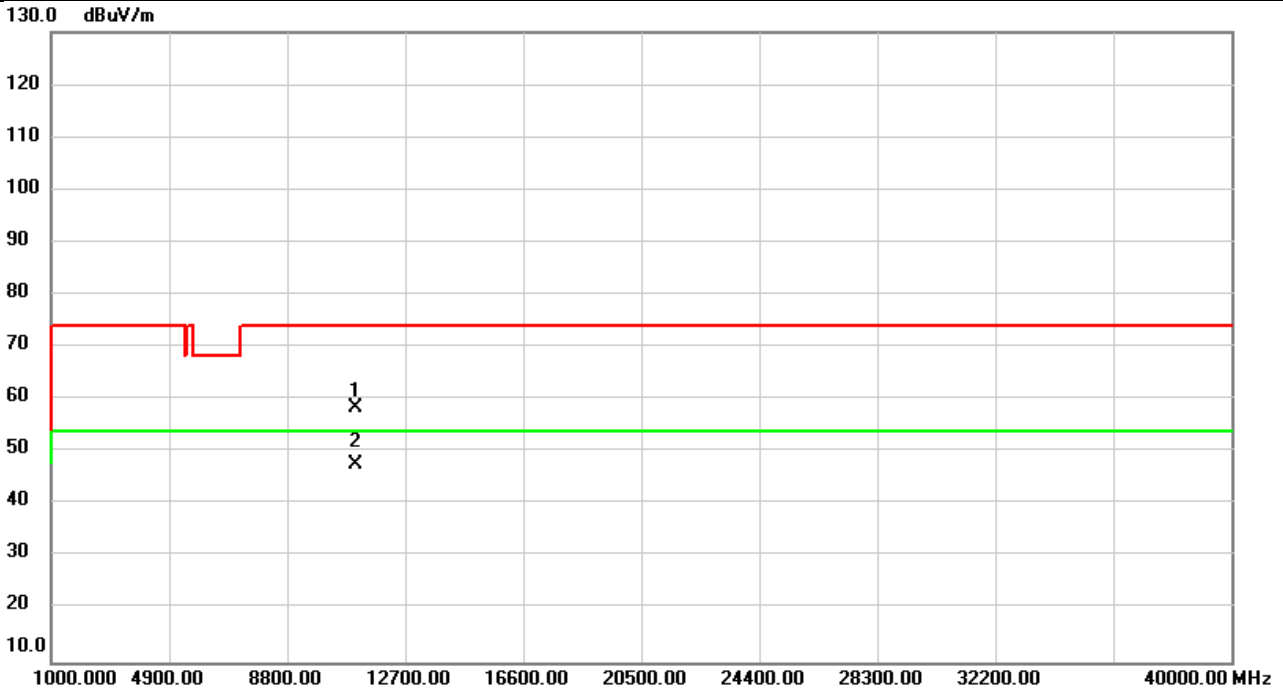


No.	Mk.	Freq.	Reading Level	Correct Factor	Measurement	Limit	Over	Detector	Comment
		MHz	dBuV	dB	dBuV/m	dBuV/m	dB		
1	*	10580.00	51.81	5.37	57.18	68.20	-11.02	peak	

REMARKS:

- (1) Measurement Value = Reading Level + Correct Factor.
- (2) Margin Level = Measurement Value - Limit Value.

Test Mode	IEEE802.11ax (HEW80)	Test Date	2021/3/28
Test Frequency	5530MHz	Polarization	Vertical
Temp	22°C	Hum.	67%

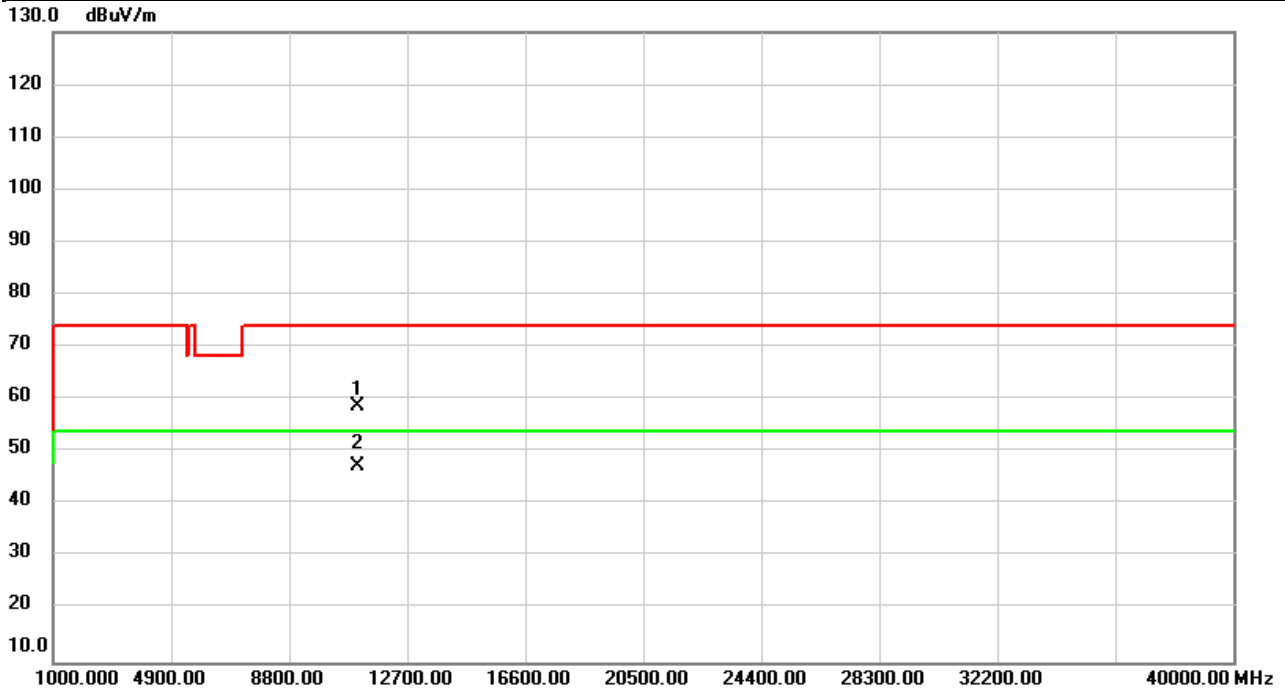


No.	Mk.	Freq.	Reading Level	Correct Factor	Measure-ment	Limit	Over	Detector	Comment
		MHz	dBuV	dB	dBuV/m	dBuV/m	dB		
1		11060.00	52.39	6.09	58.48	74.00	-15.52	peak	
2	*	11060.00	41.61	6.09	47.70	54.00	-6.30	AVG	

REMARKS:

- (1) Measurement Value = Reading Level + Correct Factor.
- (2) Margin Level = Measurement Value - Limit Value.

Test Mode	IEEE802.11ax (HEW80)	Test Date	2021/3/28
Test Frequency	5530MHz	Polarization	Horizontal
Temp	22°C	Hum.	67%

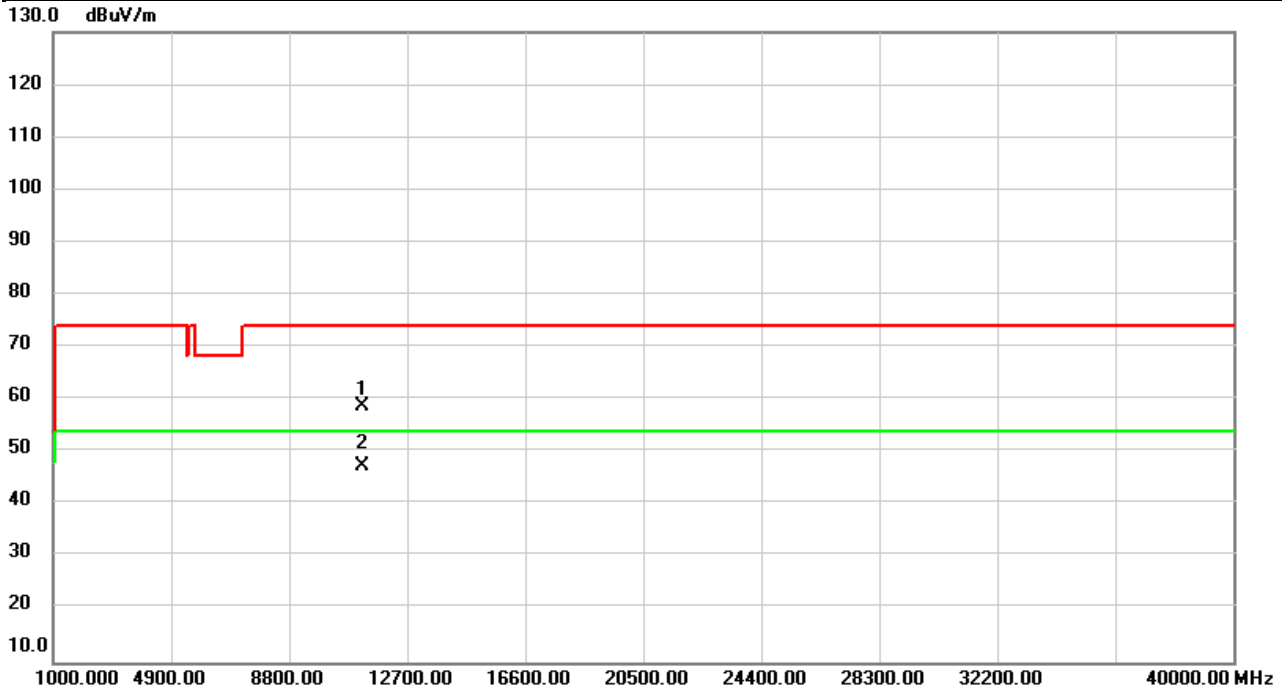


No.	Mk.	Freq.	Reading Level	Correct Factor	Measurement	Limit	Over	Detector	Comment
		MHz	dBuV	dB	dBuV/m	dBuV/m	dB		
1		11060.00	52.52	6.09	58.61	74.00	-15.39	peak	
2	*	11060.00	41.40	6.09	47.49	54.00	-6.51	AVG	

REMARKS:

- (1) Measurement Value = Reading Level + Correct Factor.
- (2) Margin Level = Measurement Value - Limit Value.

Test Mode	IEEE802.11ax (HEW80)	Test Date	2021/3/28
Test Frequency	5610MHz	Polarization	Vertical
Temp	22°C	Hum.	67%

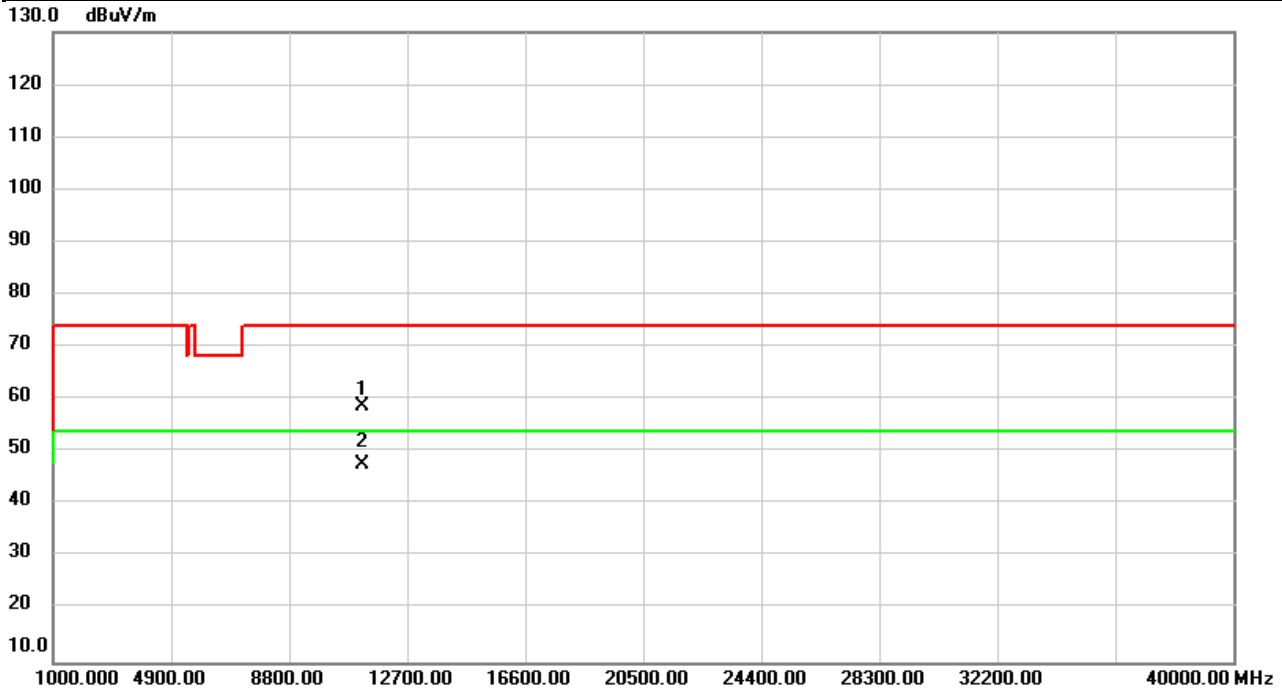


No.	Mk.	Freq. MHz	Reading Level dBuV	Correct Factor dB	Measure- ment dBuV/m	Limit dBuV/m	Over dB	Detector	Comment
1		11220.00	53.06	5.71	58.77	74.00	-15.23	peak	
2	*	11220.00	41.75	5.71	47.46	54.00	-6.54	AVG	

REMARKS:

- (1) Measurement Value = Reading Level + Correct Factor.
- (2) Margin Level = Measurement Value - Limit Value.

Test Mode	IEEE802.11ax (HEW80)	Test Date	2021/3/28
Test Frequency	5610MHz	Polarization	Horizontal
Temp	22°C	Hum.	67%

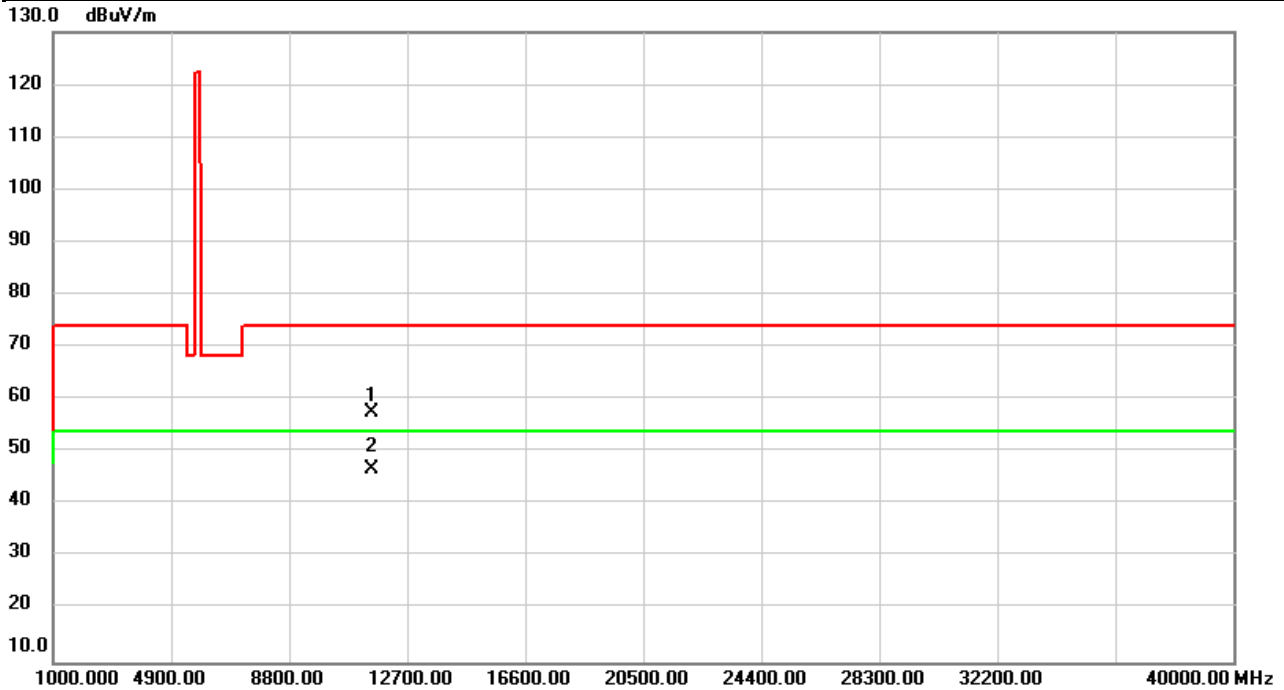


No.	Mk.	Freq.	Reading Level	Correct Factor	Measurement	Limit	Over	Detector	Comment
		MHz	dBuV	dB	dBuV/m	dBuV/m	dB		
1		11220.00	53.18	5.71	58.89	74.00	-15.11	peak	
2	*	11220.00	41.87	5.71	47.58	54.00	-6.42	AVG	

REMARKS:

- (1) Measurement Value = Reading Level + Correct Factor.
- (2) Margin Level = Measurement Value - Limit Value.

Test Mode	IEEE802.11ax (HEW80)	Test Date	2021/3/28
Test Frequency	5775MHz	Polarization	Vertical
Temp	22°C	Hum.	67%

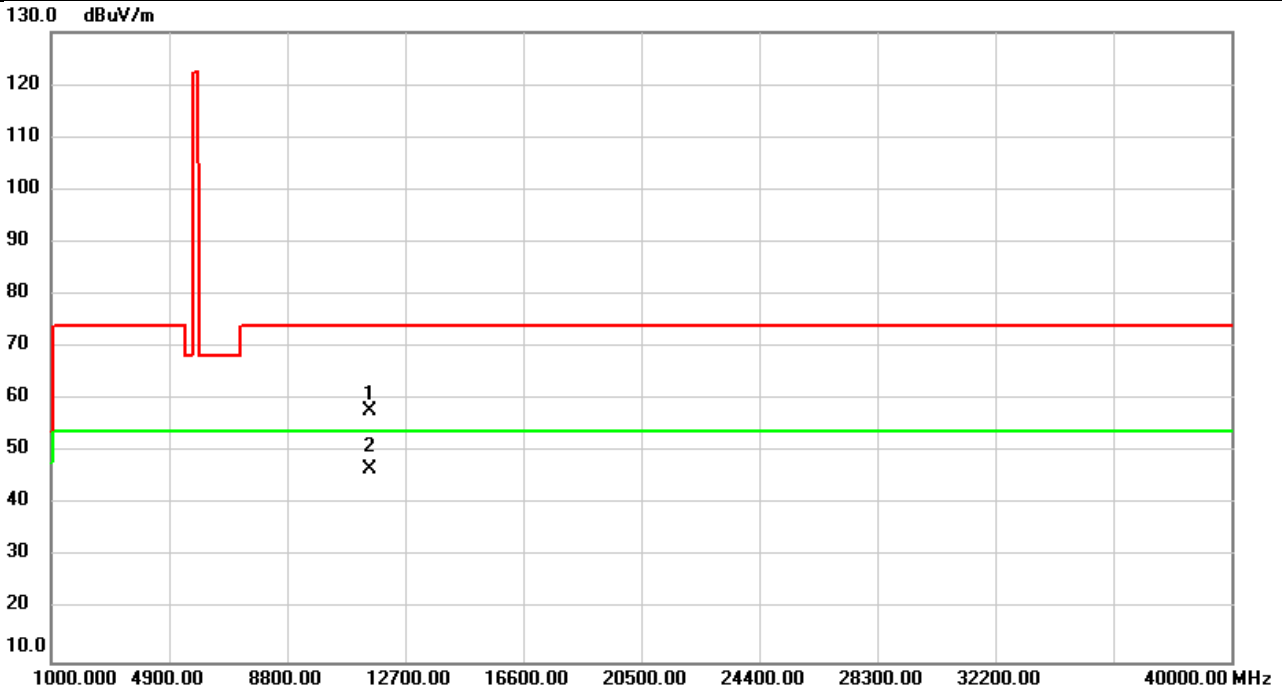


No.	Mk.	Freq.	Reading Level	Correct Factor	Measure-ment	Limit	Over	Detector	Comment
		MHz	dBuV	dB	dBuV/m	dBuV/m	dB		
1		11550.00	52.64	4.92	57.56	74.00	-16.44	peak	
2	*	11550.00	41.91	4.92	46.83	54.00	-7.17	AVG	

REMARKS:

- (1) Measurement Value = Reading Level + Correct Factor.
- (2) Margin Level = Measurement Value - Limit Value.

Test Mode	IEEE802.11ax (HEW80)	Test Date	2021/3/28
Test Frequency	5775MHz	Polarization	Horizontal
Temp	22°C	Hum.	67%

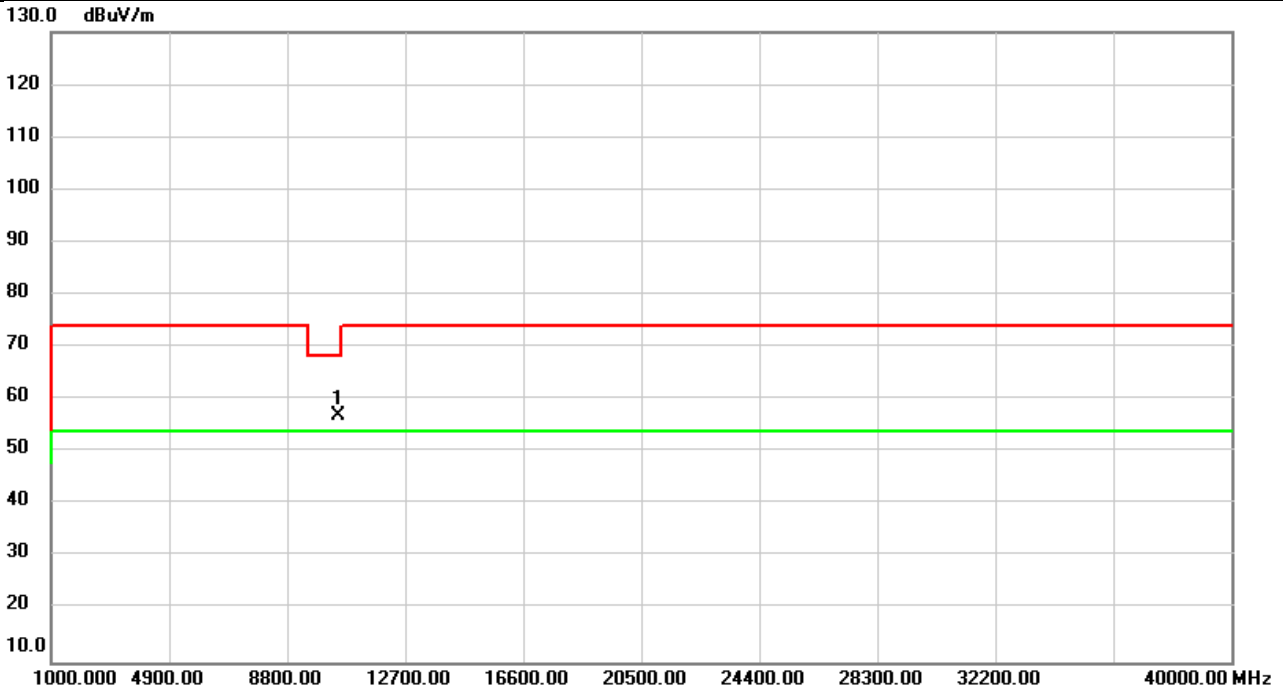


No.	Mk.	Freq.	Reading Level	Correct Factor	Measure-ment	Limit	Over	Detector	Comment
		MHz	dBuV	dB	dBuV/m	dBuV/m	dB		
1		11550.00	52.98	4.92	57.90	74.00	-16.10	peak	
2	*	11550.00	41.89	4.92	46.81	54.00	-7.19	AVG	

REMARKS:

- (1) Measurement Value = Reading Level + Correct Factor.
- (2) Margin Level = Measurement Value - Limit Value.

Test Mode	IEEE802.11ax (HEW160)	Test Date	2021/3/28
Test Frequency	5250MHz	Polarization	Vertical
Temp	22°C	Hum.	67%

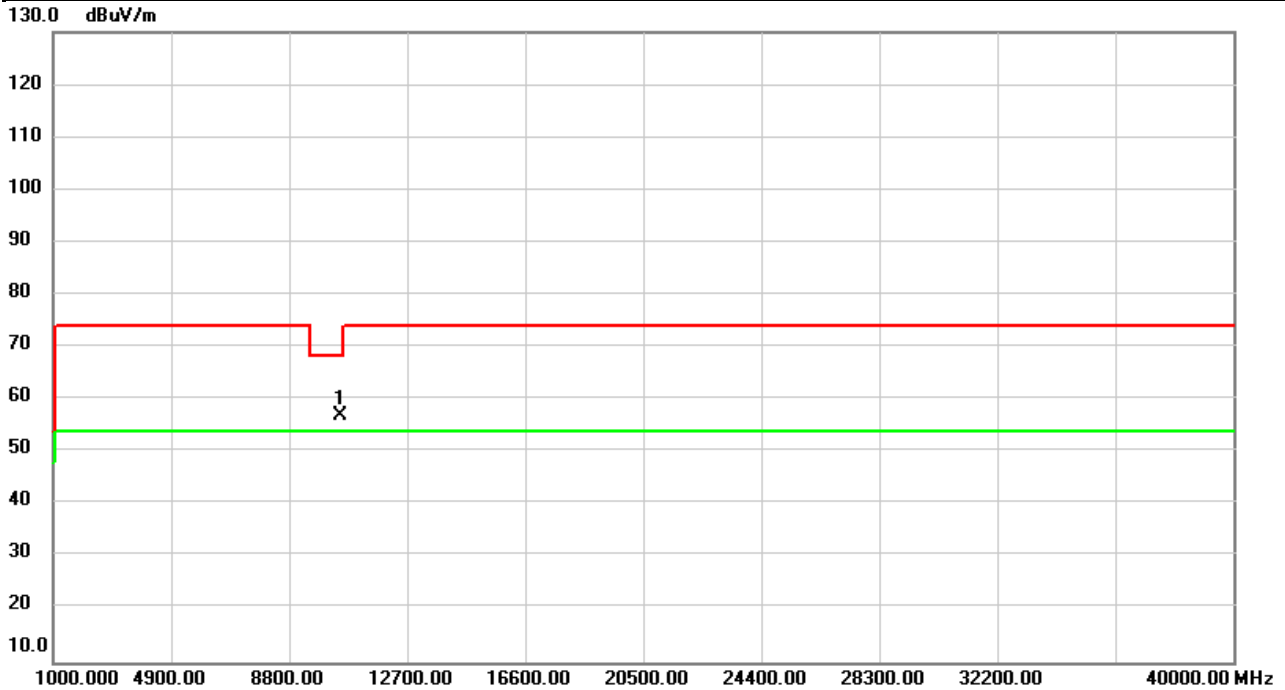


No.	Mk.	Freq.	Reading Level	Correct Factor	Measurement	Limit	Over	Detector	Comment
		MHz	dBuV	dB	dBuV/m	dBuV/m	dB		
1	*	10500.00	51.90	5.20	57.10	68.20	-11.10	peak	

REMARKS:

- (1) Measurement Value = Reading Level + Correct Factor.
- (2) Margin Level = Measurement Value - Limit Value.

Test Mode	IEEE802.11ax (HEW160)	Test Date	2021/3/28
Test Frequency	5250MHz	Polarization	Horizontal
Temp	22°C	Hum.	67%

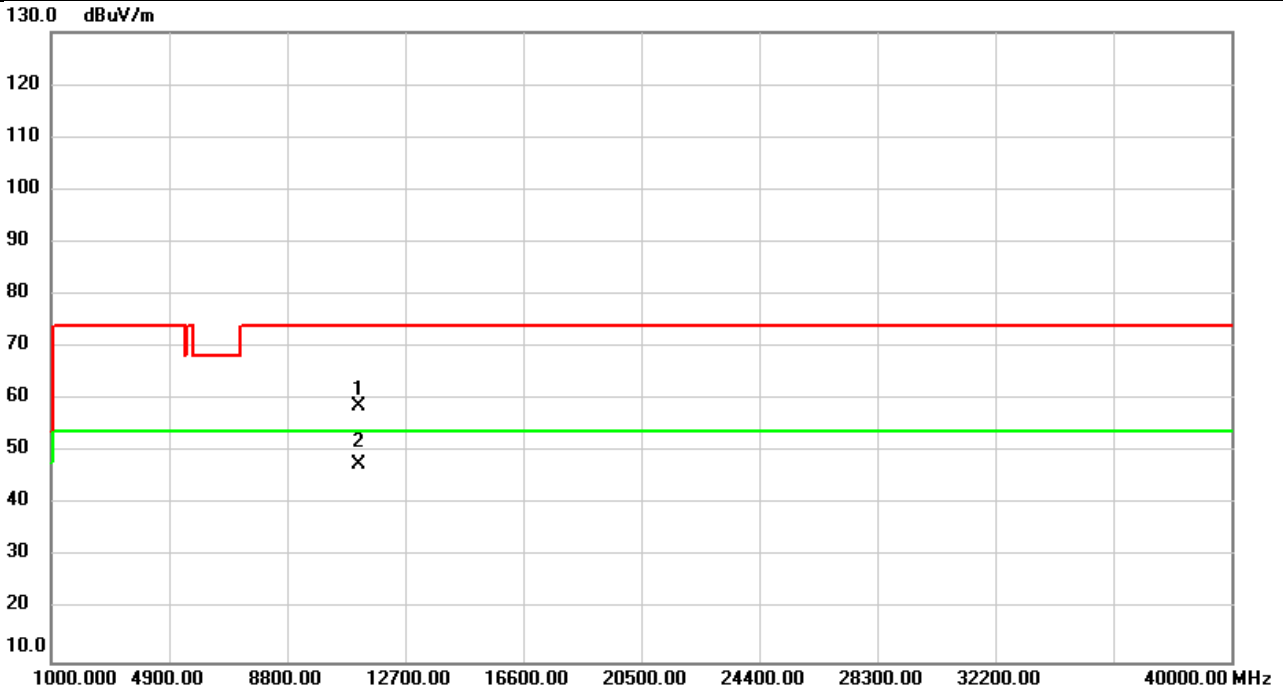


No.	Mk.	Freq.	Reading Level	Correct Factor	Measurement	Limit	Over	Detector	Comment
		MHz	dBuV	dB	dBuV/m	dBuV/m	dB		
1	*	10500.00	51.87	5.20	57.07	68.20	-11.13	peak	

REMARKS:

- (1) Measurement Value = Reading Level + Correct Factor.
- (2) Margin Level = Measurement Value - Limit Value.

Test Mode	IEEE802.11ax (HEW160)	Test Date	2021/3/28
Test Frequency	5570MHz	Polarization	Vertical
Temp	22°C	Hum.	67%

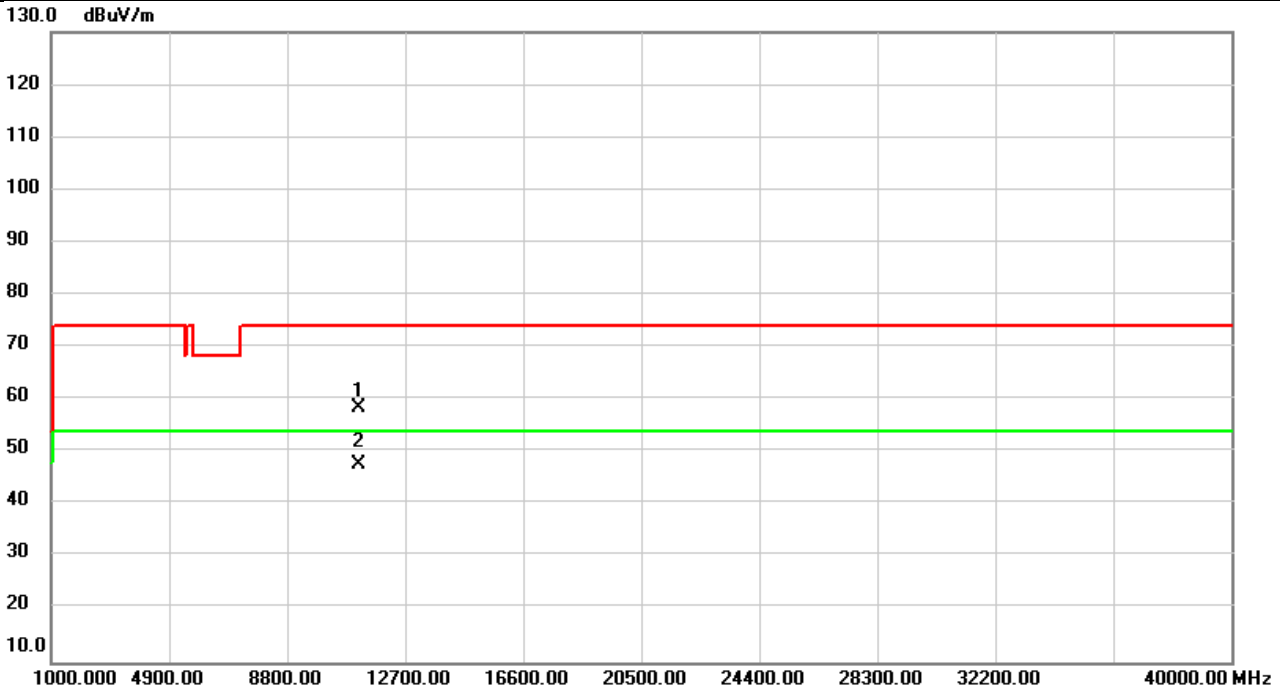


No.	Mk.	Freq.	Reading Level	Correct Factor	Measurement	Limit	Over	Detector	Comment
		MHz	dBuV	dB	dBuV/m	dBuV/m	dB		
1		11140.00	52.76	5.90	58.66	74.00	-15.34	peak	
2	*	11140.00	41.89	5.90	47.79	54.00	-6.21	AVG	

REMARKS:

- (1) Measurement Value = Reading Level + Correct Factor.
- (2) Margin Level = Measurement Value - Limit Value.

Test Mode	IEEE802.11ax (HEW160)	Test Date	2021/3/28
Test Frequency	5570MHz	Polarization	Horizontal
Temp	22°C	Hum.	67%



No.	Mk.	Freq.	Reading Level	Correct Factor	Measurement	Limit	Over	Detector	Comment
		MHz	dBuV	dB	dBuV/m	dBuV/m	dB		
1		11140.00	52.67	5.90	58.57	74.00	-15.43	peak	
2	*	11140.00	41.75	5.90	47.65	54.00	-6.35	AVG	

REMARKS:

- (1) Measurement Value = Reading Level + Correct Factor.
- (2) Margin Level = Measurement Value - Limit Value.

APPENDIX D OUTPUT POWER

Test Mode	IEEE 802.11a_SISO_Main	Tested Date	2021/3/19
-----------	------------------------	-------------	-----------

Test Frequency (MHz)	Conducted Power (dBm)	Conducted Power (W)	Max. Limit (dBm)	Max. Limit (W)	Result
5180	11.88	0.0154	23.98	0.2500	Pass
5200	11.94	0.0156	23.98	0.2500	Pass
5240	11.92	0.0156	23.98	0.2500	Pass
5260	11.89	0.0155	23.98	0.2500	Pass
5300	11.94	0.0156	23.98	0.2500	Pass
5320	11.94	0.0156	23.98	0.2500	Pass
5500	11.96	0.0157	23.98	0.2500	Pass
5580	11.90	0.0155	23.98	0.2500	Pass
5700	11.86	0.0153	23.98	0.2500	Pass
5745	11.96	0.0157	30.00	1.0000	Pass
5785	11.94	0.0156	30.00	1.0000	Pass
5825	11.94	0.0156	30.00	1.0000	Pass

Test Mode	IEEE 802.11n (HT20)_SISO_Main	Tested Date	2021/3/19
-----------	-------------------------------	-------------	-----------

Test Frequency (MHz)	Conducted Power (dBm)	Conducted Power (W)	Max. Limit (dBm)	Max. Limit (W)	Result
5180	11.92	0.0156	23.98	0.2500	Pass
5200	11.95	0.0157	23.98	0.2500	Pass
5240	11.93	0.0156	23.98	0.2500	Pass
5260	11.89	0.0155	23.98	0.2500	Pass
5300	11.87	0.0154	23.98	0.2500	Pass
5320	11.88	0.0154	23.98	0.2500	Pass
5500	11.89	0.0155	23.98	0.2500	Pass
5580	11.92	0.0156	23.98	0.2500	Pass
5700	11.94	0.0156	23.98	0.2500	Pass
5745	11.90	0.0155	30.00	1.0000	Pass
5785	11.95	0.0157	30.00	1.0000	Pass
5825	11.89	0.0155	30.00	1.0000	Pass

Test Mode	IEEE 802.11n (HT40)_SISO_Main	Tested Date	2021/3/19
-----------	-------------------------------	-------------	-----------

Test Frequency (MHz)	Conducted Power (dBm)	Conducted Power (W)	Max. Limit (dBm)	Max. Limit (W)	Result
5190	11.89	0.0155	23.98	0.2500	Pass
5230	11.90	0.0155	23.98	0.2500	Pass
5270	11.92	0.0156	23.98	0.2500	Pass
5310	11.87	0.0154	23.98	0.2500	Pass
5510	11.95	0.0157	23.98	0.2500	Pass
5550	11.91	0.0155	23.98	0.2500	Pass
5670	11.87	0.0154	23.98	0.2500	Pass
5755	11.93	0.0156	30.00	1.0000	Pass
5795	11.91	0.0155	30.00	1.0000	Pass

Test Mode	IEEE 802.11ac (VHT20)_SISO_Main	Tested Date	2021/3/19
-----------	---------------------------------	-------------	-----------

Test Frequency (MHz)	Conducted Power (dBm)	Conducted Power (W)	Max. Limit (dBm)	Max. Limit (W)	Result
5180	11.92	0.0156	23.98	0.2500	Pass
5200	11.94	0.0156	23.98	0.2500	Pass
5240	11.94	0.0156	23.98	0.2500	Pass
5260	11.88	0.0154	23.98	0.2500	Pass
5300	11.87	0.0154	23.98	0.2500	Pass
5320	11.91	0.0155	23.98	0.2500	Pass
5500	11.89	0.0155	23.98	0.2500	Pass
5580	11.92	0.0156	23.98	0.2500	Pass
5700	11.92	0.0156	23.98	0.2500	Pass
5745	11.92	0.0156	30.00	1.0000	Pass
5785	11.91	0.0155	30.00	1.0000	Pass
5825	11.88	0.0154	30.00	1.0000	Pass

Test Mode	IEEE 802.11ac (VHT40)_SISO_Main	Tested Date	2021/3/19
-----------	---------------------------------	-------------	-----------

Test Frequency (MHz)	Conducted Power (dBm)	Conducted Power (W)	Max. Limit (dBm)	Max. Limit (W)	Result
5190	11.85	0.0153	23.98	0.2500	Pass
5230	11.87	0.0154	23.98	0.2500	Pass
5270	11.84	0.0153	23.98	0.2500	Pass
5310	11.91	0.0155	23.98	0.2500	Pass
5510	11.93	0.0156	23.98	0.2500	Pass
5550	11.91	0.0155	23.98	0.2500	Pass
5670	11.93	0.0156	23.98	0.2500	Pass
5755	11.84	0.0153	30.00	1.0000	Pass
5795	11.86	0.0153	30.00	1.0000	Pass

Test Mode	IEEE 802.11ac (VHT80)_SISO_Main	Tested Date	2021/3/19
-----------	---------------------------------	-------------	-----------

Test Frequency (MHz)	Conducted Power (dBm)	Conducted Power (W)	Max. Limit (dBm)	Max. Limit (W)	Result
5210	11.93	0.0156	23.98	0.2500	Pass
5290	11.85	0.0153	23.98	0.2500	Pass
5530	11.94	0.0156	23.98	0.2500	Pass
5610	11.93	0.0156	23.98	0.2500	Pass
5775	11.97	0.0157	30.00	1.0000	Pass

Test Mode	IEEE 802.11ac (VHT160)_SISO_Main	Tested Date	2021/3/19
-----------	----------------------------------	-------------	-----------

Test Frequency (MHz)	Conducted Power (dBm)	Conducted Power (W)	Max. Limit (dBm)	Max. Limit (W)	Result
5250	11.97	0.0157	23.98	0.2500	Pass
5570	11.98	0.0158	23.98	0.2500	Pass

Test Mode	IEEE 802.11ax (HEW20)_SISO_Main	Tested Date	2021/3/19
-----------	---------------------------------	-------------	-----------

Test Frequency (MHz)	Conducted Power (dBm)	Conducted Power (W)	Max. Limit (dBm)	Max. Limit (W)	Result
5180_Full RU	11.93	0.0156	23.98	0.2500	Pass
5180_26 Tones	12.51	0.0178	23.98	0.2500	Pass
5180_52 Tones	12.25	0.0168	23.98	0.2500	Pass
5180_106 Tones	12.24	0.0167	23.98	0.2500	Pass
5200_Full RU	11.94	0.0156	23.98	0.2500	Pass
5240_Full RU	11.85	0.0153	23.98	0.2500	Pass
5260_Full RU	11.95	0.0157	23.98	0.2500	Pass
5260_26 Tones	11.59	0.0144	23.98	0.2500	Pass
5260_52 Tones	11.92	0.0156	23.98	0.2500	Pass
5260_106 Tones	12.29	0.0169	23.98	0.2500	Pass
5300_Full RU	11.91	0.0155	23.98	0.2500	Pass
5320_Full RU	11.94	0.0156	23.98	0.2500	Pass
5500_Full RU	11.94	0.0156	23.98	0.2500	Pass
5500_26 Tones	12.13	0.0163	23.98	0.2500	Pass
5500_52 Tones	12.19	0.0166	23.98	0.2500	Pass
5500_106 Tones	12.51	0.0178	23.98	0.2500	Pass
5580_Full RU	11.86	0.0153	23.98	0.2500	Pass
5700_Full RU	11.90	0.0155	23.98	0.2500	Pass
5745_Full RU	11.91	0.0155	30.00	1.0000	Pass
5745_26 Tones	12.11	0.0163	30.00	1.0000	Pass
5745_52 Tones	12.57	0.0181	30.00	1.0000	Pass
5745_106 Tones	12.59	0.0182	30.00	1.0000	Pass
5785_Full RU	11.92	0.0156	30.00	1.0000	Pass
5825_Full RU	11.94	0.0156	30.00	1.0000	Pass

Test Mode	IEEE 802.11ax (HEW40)_SISO_Main	Tested Date	2021/3/19
-----------	---------------------------------	-------------	-----------

Test Frequency (MHz)	Conducted Power (dBm)	Conducted Power (W)	Max. Limit (dBm)	Max. Limit (W)	Result
5190_Full RU	11.91	0.0155	23.98	0.2500	Pass
5190_242 Tones	12.19	0.0166	23.98	0.2500	Pass
5230_Full RU	11.94	0.0156	23.98	0.2500	Pass
5270_Full RU	11.88	0.0154	23.98	0.2500	Pass
5270_242 Tones	12.24	0.0167	23.98	0.2500	Pass
5310_Full RU	11.87	0.0154	23.98	0.2500	Pass
5510_Full RU	11.91	0.0155	23.98	0.2500	Pass
5510_242 Tones	12.22	0.0167	23.98	0.2500	Pass
5550_Full RU	11.85	0.0153	23.98	0.2500	Pass
5670_Full RU	11.93	0.0156	23.98	0.2500	Pass
5755_Full RU	11.94	0.0156	30.00	1.0000	Pass
5755_242 Tones	12.24	0.0167	30.00	1.0000	Pass
5795_Full RU	11.88	0.0154	30.00	1.0000	Pass

Test Mode	IEEE 802.11ax (HEW80)_SISO_Main	Tested Date	2021/3/19
-----------	---------------------------------	-------------	-----------

Test Frequency (MHz)	Conducted Power (dBm)	Conducted Power (W)	Max. Limit (dBm)	Max. Limit (W)	Result
5210_Full RU	11.88	0.0154	23.98	0.2500	Pass
5210_484 Tones	12.14	0.0164	23.98	0.2500	Pass
5290_Full RU	11.89	0.0155	23.98	0.2500	Pass
5290_484 Tones	12.10	0.0162	23.98	0.2500	Pass
5530_Full RU	11.95	0.0157	23.98	0.2500	Pass
5530_484 Tones	12.12	0.0163	23.98	0.2500	Pass
5610_Full RU	11.90	0.0155	23.98	0.2500	Pass
5775_Full RU	11.92	0.0156	30.00	1.0000	Pass
5775_484 Tones	12.21	0.0166	30.00	1.0000	Pass

Test Mode	IEEE 802.11ax (HEW160)_SISO_Main	Tested Date	2021/3/19
-----------	----------------------------------	-------------	-----------

Test Frequency (MHz)	Conducted Power (dBm)	Conducted Power (W)	Max. Limit (dBm)	Max. Limit (W)	Result
5250_Full RU	11.88	0.0154	23.98	0.2500	Pass
5250_996 Tones	11.70	0.0148	23.98	0.2500	Pass
5570_Full RU	11.94	0.0156	23.98	0.2500	Pass
5570_996 Tones	11.54	0.0143	23.98	0.2500	Pass

Test Mode	IEEE 802.11a_SISO_Main	Tested Date	2021/3/19
-----------	------------------------	-------------	-----------

Test Frequency (MHz)	Conducted Power (dBm)	Conducted Power (W)	Max. Limit (dBm)	Max. Limit (W)	Result
5720_Full RU	8.06	0.0064	23.98	0.2500	Pass
5720_Full RU	3.82	0.0024	30.00	1.0000	Pass

Test Mode	IEEE 802.11n (HT20)_SISO_Main	Tested Date	2021/3/19
-----------	-------------------------------	-------------	-----------

Test Frequency (MHz)	Conducted Power (dBm)	Conducted Power (W)	Max. Limit (dBm)	Max. Limit (W)	Result
5720_Full RU	8.32	0.0068	23.98	0.2500	Pass
5720_Full RU	3.91	0.0025	30.00	1.0000	Pass

Test Mode	IEEE 802.11n (HT40)_SISO_Main	Tested Date	2021/3/19
-----------	-------------------------------	-------------	-----------

Test Frequency (MHz)	Conducted Power (dBm)	Conducted Power (W)	Max. Limit (dBm)	Max. Limit (W)	Result
5710_Full RU	9.48	0.0089	23.98	0.2500	Pass
5710_Full RU	2.31	0.0017	30.00	1.0000	Pass

Test Mode	IEEE 802.11ac (VHT20)_SISO_Main	Tested Date	2021/3/19
-----------	---------------------------------	-------------	-----------

Test Frequency (MHz)	Conducted Power (dBm)	Conducted Power (W)	Max. Limit (dBm)	Max. Limit (W)	Result
5720_Full RU	8.13	0.0065	23.98	0.2500	Pass
5720_Full RU	3.82	0.0024	30.00	1.0000	Pass

Test Mode	IEEE 802.11ac (VHT40)_SISO_Main	Tested Date	2021/3/19
-----------	---------------------------------	-------------	-----------

Test Frequency (MHz)	Conducted Power (dBm)	Conducted Power (W)	Max. Limit (dBm)	Max. Limit (W)	Result
5710_Full RU	9.31	0.0085	23.98	0.2500	Pass
5710_Full RU	2.25	0.0017	30.00	1.0000	Pass

Test Mode	IEEE 802.11ac (VHT80)_SISO_Main	Tested Date	2021/3/19
-----------	---------------------------------	-------------	-----------

Test Frequency (MHz)	Conducted Power (dBm)	Conducted Power (W)	Max. Limit (dBm)	Max. Limit (W)	Result
5690_Full RU	11.86	0.0153	23.98	0.2500	Pass
5690_Full RU	0.13	0.0010	30.00	1.0000	Pass

Test Mode	IEEE 802.11ax (HEW20)_SISO_Main	Tested Date	2021/3/19
-----------	---------------------------------	-------------	-----------

Test Frequency (MHz)	Conducted Power (dBm)	Conducted Power (W)	Max. Limit (dBm)	Max. Limit (W)	Result
5720_Full RU	8.25	0.0067	23.98	0.2500	Pass
5720_Full RU	3.52	0.0022	30.00	1.0000	Pass

Test Mode	IEEE 802.11ax (HEW40)_SISO_Main	Tested Date	2021/3/19
-----------	---------------------------------	-------------	-----------

Test Frequency (MHz)	Conducted Power (dBm)	Conducted Power (W)	Max. Limit (dBm)	Max. Limit (W)	Result
5710_Full RU	9.31	0.0085	23.98	0.2500	Pass
5710_Full RU	2.13	0.0016	30.00	1.0000	Pass

Test Mode	IEEE 802.11ax (HEW80)_SISO_Main	Tested Date	2021/3/19
-----------	---------------------------------	-------------	-----------

Test Frequency (MHz)	Conducted Power (dBm)	Conducted Power (W)	Max. Limit (dBm)	Max. Limit (W)	Result
5690_Full RU	11.80	0.0151	23.98	0.2500	Pass
5690_Full RU	0.11	0.0010	30.00	1.0000	Pass

Test Mode	IEEE 802.11a_SISO_Aux	Tested Date	2021/3/19
-----------	-----------------------	-------------	-----------

Test Frequency (MHz)	Conducted Power (dBm)	Conducted Power (W)	Max. Limit (dBm)	Max. Limit (W)	Result
5180	11.94	0.0156	23.98	0.2500	Pass
5200	11.90	0.0155	23.98	0.2500	Pass
5240	11.87	0.0154	23.98	0.2500	Pass
5260	11.93	0.0156	23.98	0.2500	Pass
5300	11.91	0.0155	23.98	0.2500	Pass
5320	11.89	0.0155	23.98	0.2500	Pass
5500	11.93	0.0156	23.98	0.2500	Pass
5580	11.88	0.0154	23.98	0.2500	Pass
5700	11.85	0.0153	23.98	0.2500	Pass
5745	11.89	0.0155	30.00	1.0000	Pass
5785	11.92	0.0156	30.00	1.0000	Pass
5825	11.92	0.0156	30.00	1.0000	Pass

Test Mode	IEEE 802.11n (HT20)_SISO_Aux	Tested Date	2021/3/19
-----------	------------------------------	-------------	-----------

Test Frequency (MHz)	Conducted Power (dBm)	Conducted Power (W)	Max. Limit (dBm)	Max. Limit (W)	Result
5180	11.87	0.0154	23.98	0.2500	Pass
5200	11.91	0.0155	23.98	0.2500	Pass
5240	11.90	0.0155	23.98	0.2500	Pass
5260	11.95	0.0157	23.98	0.2500	Pass
5300	11.97	0.0157	23.98	0.2500	Pass
5320	11.88	0.0154	23.98	0.2500	Pass
5500	11.93	0.0156	23.98	0.2500	Pass
5580	11.82	0.0152	23.98	0.2500	Pass
5700	11.91	0.0155	23.98	0.2500	Pass
5745	11.86	0.0153	30.00	1.0000	Pass
5785	11.93	0.0156	30.00	1.0000	Pass
5825	11.91	0.0155	30.00	1.0000	Pass

Test Mode	IEEE 802.11n (HT40)_SISO_Aux	Tested Date	2021/3/19
-----------	------------------------------	-------------	-----------

Test Frequency (MHz)	Conducted Power (dBm)	Conducted Power (W)	Max. Limit (dBm)	Max. Limit (W)	Result
5190	11.96	0.0157	23.98	0.2500	Pass
5230	11.91	0.0155	23.98	0.2500	Pass
5270	11.95	0.0157	23.98	0.2500	Pass
5310	11.91	0.0155	23.98	0.2500	Pass
5510	11.94	0.0156	23.98	0.2500	Pass
5550	11.89	0.0155	23.98	0.2500	Pass
5670	12.93	0.0196	23.98	0.2500	Pass
5755	11.85	0.0153	30.00	1.0000	Pass
5795	11.93	0.0156	30.00	1.0000	Pass

Test Mode	IEEE 802.11ac (VHT20)_SISO_Aux	Tested Date	2021/3/19
-----------	--------------------------------	-------------	-----------

Test Frequency (MHz)	Conducted Power (dBm)	Conducted Power (W)	Max. Limit (dBm)	Max. Limit (W)	Result
5180	11.93	0.0156	23.98	0.2500	Pass
5200	11.93	0.0156	23.98	0.2500	Pass
5240	11.88	0.0154	23.98	0.2500	Pass
5260	11.89	0.0155	23.98	0.2500	Pass
5300	11.86	0.0153	23.98	0.2500	Pass
5320	11.87	0.0154	23.98	0.2500	Pass
5500	11.90	0.0155	23.98	0.2500	Pass
5580	11.91	0.0155	23.98	0.2500	Pass
5700	11.94	0.0156	23.98	0.2500	Pass
5745	11.91	0.0155	30.00	1.0000	Pass
5785	11.87	0.0154	30.00	1.0000	Pass
5825	11.80	0.0151	30.00	1.0000	Pass

Test Mode	IEEE 802.11ac (VHT40)_SISO_Aux	Tested Date	2021/3/19
-----------	--------------------------------	-------------	-----------

Test Frequency (MHz)	Conducted Power (dBm)	Conducted Power (W)	Max. Limit (dBm)	Max. Limit (W)	Result
5190	11.89	0.0155	23.98	0.2500	Pass
5230	11.92	0.0156	23.98	0.2500	Pass
5270	11.95	0.0157	23.98	0.2500	Pass
5310	11.92	0.0156	23.98	0.2500	Pass
5510	11.91	0.0155	23.98	0.2500	Pass
5550	11.96	0.0157	23.98	0.2500	Pass
5670	11.87	0.0154	23.98	0.2500	Pass
5755	11.92	0.0156	30.00	1.0000	Pass
5795	11.92	0.0156	30.00	1.0000	Pass

Test Mode	IEEE 802.11ac (VHT80)_SISO_Aux	Tested Date	2021/3/19
-----------	--------------------------------	-------------	-----------

Test Frequency (MHz)	Conducted Power (dBm)	Conducted Power (W)	Max. Limit (dBm)	Max. Limit (W)	Result
5210	11.90	0.0155	23.98	0.2500	Pass
5290	11.90	0.0155	23.98	0.2500	Pass
5530	11.96	0.0157	23.98	0.2500	Pass
5610	11.89	0.0155	23.98	0.2500	Pass
5775	11.92	0.0156	30.00	1.0000	Pass

Test Mode	IEEE 802.11ac (VHT160)_SISO_Aux	Tested Date	2021/3/19
-----------	---------------------------------	-------------	-----------

Test Frequency (MHz)	Conducted Power (dBm)	Conducted Power (W)	Max. Limit (dBm)	Max. Limit (W)	Result
5250	11.95	0.0157	23.98	0.2500	Pass
5570	11.90	0.0155	23.98	0.2500	Pass

Test Mode	IEEE 802.11ax (HEW20)_SISO_Aux	Tested Date	2021/3/19
-----------	--------------------------------	-------------	-----------

Test Frequency (MHz)	Conducted Power (dBm)	Conducted Power (W)	Max. Limit (dBm)	Max. Limit (W)	Result
5180_Full RU	11.88	0.0154	23.98	0.2500	Pass
5180_26 Tones	11.83	0.0152	23.98	0.2500	Pass
5180_52 Tones	12.31	0.0170	23.98	0.2500	Pass
5180_106 Tones	12.28	0.0169	23.98	0.2500	Pass
5200_Full RU	11.86	0.0153	23.98	0.2500	Pass
5240_Full RU	11.91	0.0155	23.98	0.2500	Pass
5260_Full RU	11.90	0.0155	23.98	0.2500	Pass
5260_26 Tones	11.89	0.0155	23.98	0.2500	Pass
5260_52 Tones	11.82	0.0152	23.98	0.2500	Pass
5260_106 Tones	11.86	0.0153	23.98	0.2500	Pass
5300_Full RU	11.91	0.0155	23.98	0.2500	Pass
5320_Full RU	11.86	0.0153	23.98	0.2500	Pass
5500_Full RU	11.88	0.0154	23.98	0.2500	Pass
5500_26 Tones	11.56	0.0143	23.98	0.2500	Pass
5500_52 Tones	11.74	0.0149	23.98	0.2500	Pass
5500_106 Tones	11.87	0.0154	23.98	0.2500	Pass
5580_Full RU	11.95	0.0157	23.98	0.2500	Pass
5700_Full RU	11.85	0.0153	23.98	0.2500	Pass
5745_Full RU	11.90	0.0155	30.00	1.0000	Pass
5745_26 Tones	11.68	0.0147	30.00	1.0000	Pass
5745_52 Tones	11.72	0.0149	30.00	1.0000	Pass
5745_106 Tones	11.77	0.0150	30.00	1.0000	Pass
5785_Full RU	11.87	0.0154	30.00	1.0000	Pass
5825_Full RU	11.89	0.0155	30.00	1.0000	Pass

Test Mode	IEEE 802.11ax (HEW40)_SISO_Aux	Tested Date	2021/3/19
-----------	--------------------------------	-------------	-----------

Test Frequency (MHz)	Conducted Power (dBm)	Conducted Power (W)	Max. Limit (dBm)	Max. Limit (W)	Result
5190_Full RU	11.92	0.0156	23.98	0.2500	Pass
5190_242 Tones	11.84	0.0153	23.98	0.2500	Pass
5230_Full RU	11.92	0.0156	23.98	0.2500	Pass
5270_Full RU	11.91	0.0155	23.98	0.2500	Pass
5270_242 Tones	11.74	0.0149	23.98	0.2500	Pass
5310_Full RU	11.90	0.0155	23.98	0.2500	Pass
5510_Full RU	11.86	0.0153	23.98	0.2500	Pass
5510_242 Tones	11.69	0.0148	23.98	0.2500	Pass
5550_Full RU	11.92	0.0156	23.98	0.2500	Pass
5670_Full RU	11.87	0.0154	23.98	0.2500	Pass
5755_Full RU	11.91	0.0155	30.00	1.0000	Pass
5755_242 Tones	11.84	0.0153	30.00	1.0000	Pass
5795_Full RU	11.90	0.0155	30.00	1.0000	Pass

Test Mode	IEEE 802.11ax (HEW80)_SISO_Aux	Tested Date	2021/3/19
-----------	--------------------------------	-------------	-----------

Test Frequency (MHz)	Conducted Power (dBm)	Conducted Power (W)	Max. Limit (dBm)	Max. Limit (W)	Result
5210_Full RU	11.92	0.0156	23.98	0.2500	Pass
5210_484 Tones	11.81	0.0152	23.98	0.2500	Pass
5290_Full RU	11.89	0.0155	23.98	0.2500	Pass
5290_484 Tones	11.83	0.0152	23.98	0.2500	Pass
5530_Full RU	11.87	0.0154	23.98	0.2500	Pass
5530_484 Tones	11.79	0.0151	23.98	0.2500	Pass
5610_Full RU	11.85	0.0153	23.98	0.2500	Pass
5775_Full RU	11.88	0.0154	30.00	1.0000	Pass
5775_484 Tones	11.84	0.0153	30.00	1.0000	Pass

Test Mode	IEEE 802.11ax (HEW160)_SISO_Aux	Tested Date	2021/3/19
-----------	---------------------------------	-------------	-----------

Test Frequency (MHz)	Conducted Power (dBm)	Conducted Power (W)	Max. Limit (dBm)	Max. Limit (W)	Result
5250_Full RU	11.88	0.0154	23.98	0.2500	Pass
5250_996 Tones	11.81	0.0152	23.98	0.2500	Pass
5570_Full RU	11.88	0.0154	23.98	0.2500	Pass
5570_996 Tones	11.79	0.0151	23.98	0.2500	Pass

Test Mode	IEEE 802.11a_SISO_Aux	Tested Date	2021/3/19
-----------	-----------------------	-------------	-----------

Test Frequency (MHz)	Conducted Power (dBm)	Conducted Power (W)	Max. Limit (dBm)	Max. Limit (W)	Result
5720_Full RU	8.01	0.0063	23.98	0.2500	Pass
5720_Full RU	3.74	0.0024	30.00	1.0000	Pass

Test Mode	IEEE 802.11n (HT20)_SISO_Aux	Tested Date	2021/3/19
-----------	------------------------------	-------------	-----------

Test Frequency (MHz)	Conducted Power (dBm)	Conducted Power (W)	Max. Limit (dBm)	Max. Limit (W)	Result
5720_Full RU	8.25	0.0067	23.98	0.2500	Pass
5720_Full RU	3.76	0.0024	30.00	1.0000	Pass

Test Mode	IEEE 802.11n (HT40)_SISO_Aux	Tested Date	2021/3/19
-----------	------------------------------	-------------	-----------

Test Frequency (MHz)	Conducted Power (dBm)	Conducted Power (W)	Max. Limit (dBm)	Max. Limit (W)	Result
5710_Full RU	9.42	0.0087	23.98	0.2500	Pass
5710_Full RU	2.16	0.0016	30.00	1.0000	Pass

Test Mode	IEEE 802.11ac (VHT20)_SISO_Aux	Tested Date	2021/3/19
-----------	--------------------------------	-------------	-----------

Test Frequency (MHz)	Conducted Power (dBm)	Conducted Power (W)	Max. Limit (dBm)	Max. Limit (W)	Result
5720_Full RU	8.11	0.0065	23.98	0.2500	Pass
5720_Full RU	3.64	0.0023	30.00	1.0000	Pass

Test Mode	IEEE 802.11ac (VHT40)_SISO_Aux	Tested Date	2021/3/19
-----------	--------------------------------	-------------	-----------

Test Frequency (MHz)	Conducted Power (dBm)	Conducted Power (W)	Max. Limit (dBm)	Max. Limit (W)	Result
5710_Full RU	9.28	0.0085	23.98	0.2500	Pass
5710_Full RU	2.16	0.0016	30.00	1.0000	Pass

Test Mode	IEEE 802.11ac (VHT80)_SISO_Aux	Tested Date	2021/3/19
-----------	--------------------------------	-------------	-----------

Test Frequency (MHz)	Conducted Power (dBm)	Conducted Power (W)	Max. Limit (dBm)	Max. Limit (W)	Result
5690_Full RU	11.92	0.0156	23.98	0.2500	Pass
5690_Full RU	0.11	0.0010	30.00	1.0000	Pass

Test Mode	IEEE 802.11ax (HEW20)_SISO_Aux	Tested Date	2021/3/19
-----------	--------------------------------	-------------	-----------

Test Frequency (MHz)	Conducted Power (dBm)	Conducted Power (W)	Max. Limit (dBm)	Max. Limit (W)	Result
5720_Full RU	8.13	0.0065	23.98	0.2500	Pass
5720_Full RU	3.46	0.0022	30.00	1.0000	Pass

Test Mode	IEEE 802.11ax (HEW40)_SISO_Aux	Tested Date	2021/3/19
-----------	--------------------------------	-------------	-----------

Test Frequency (MHz)	Conducted Power (dBm)	Conducted Power (W)	Max. Limit (dBm)	Max. Limit (W)	Result
5710_Full RU	9.25	0.0084	23.98	0.2500	Pass
5710_Full RU	2.11	0.0016	30.00	1.0000	Pass

Test Mode	IEEE 802.11ax (HEW80)_SISO_Aux	Tested Date	2021/3/19
-----------	--------------------------------	-------------	-----------

Test Frequency (MHz)	Conducted Power (dBm)	Conducted Power (W)	Max. Limit (dBm)	Max. Limit (W)	Result
5690_Full RU	11.56	0.0143	23.98	0.2500	Pass
5690_Full RU	0.13	0.0010	30.00	1.0000	Pass

Test Mode	IEEE 802.11n (HT20)_MIMO_Main	Tested Date	2021/3/19
-----------	-------------------------------	-------------	-----------

Test Frequency (MHz)	Conducted Power (dBm)	Conducted Power (W)	Max. Limit (dBm)	Max. Limit (W)	Result
5180	9.29	0.0085	23.98	0.2500	Pass
5200	9.11	0.0081	23.98	0.2500	Pass
5240	9.06	0.0081	23.98	0.2500	Pass
5260	9.35	0.0086	23.98	0.2500	Pass
5300	9.28	0.0085	23.98	0.2500	Pass
5320	9.37	0.0086	23.98	0.2500	Pass
5500	9.25	0.0084	23.98	0.2500	Pass
5580	9.21	0.0083	23.98	0.2500	Pass
5700	9.22	0.0084	23.98	0.2500	Pass
5745	9.10	0.0081	30.00	1.0000	Pass
5785	9.34	0.0086	30.00	1.0000	Pass
5825	9.30	0.0085	30.00	1.0000	Pass

Test Mode	IEEE 802.11n (HT20)_MIMO_Aux	Tested Date	2021/3/19
-----------	------------------------------	-------------	-----------

Test Frequency (MHz)	Conducted Power (dBm)	Conducted Power (W)	Max. Limit (dBm)	Max. Limit (W)	Result
5180	8.35	0.0068	23.98	0.2500	Pass
5200	8.68	0.0074	23.98	0.2500	Pass
5240	8.80	0.0076	23.98	0.2500	Pass
5260	8.31	0.0068	23.98	0.2500	Pass
5300	8.47	0.0070	23.98	0.2500	Pass
5320	8.51	0.0071	23.98	0.2500	Pass
5500	8.56	0.0072	23.98	0.2500	Pass
5580	8.65	0.0073	23.98	0.2500	Pass
5700	8.60	0.0072	23.98	0.2500	Pass
5745	8.64	0.0073	30.00	1.0000	Pass
5785	8.47	0.0070	30.00	1.0000	Pass
5825	8.56	0.0072	30.00	1.0000	Pass

Test Mode	IEEE 802.11n (HT20)_MIMO_Total	Tested Date	2021/3/19
-----------	--------------------------------	-------------	-----------

Test Frequency (MHz)	Conducted Power (dBm)	Conducted Power (W)	Max. Limit (dBm)	Max. Limit (W)	Result
5180	11.86	0.0153	23.98	0.2500	Pass
5200	11.91	0.0155	23.98	0.2500	Pass
5240	11.94	0.0156	23.98	0.2500	Pass
5260	11.87	0.0154	23.98	0.2500	Pass
5300	11.90	0.0155	23.98	0.2500	Pass
5320	11.97	0.0157	23.98	0.2500	Pass
5500	11.93	0.0156	23.98	0.2500	Pass
5580	11.95	0.0157	23.98	0.2500	Pass
5700	11.93	0.0156	23.98	0.2500	Pass
5745	11.89	0.0154	30.00	1.0000	Pass
5785	11.94	0.0156	30.00	1.0000	Pass
5825	11.96	0.0157	30.00	1.0000	Pass

Test Mode	IEEE 802.11n (HT40)_MIMO_Main	Tested Date	2021/3/19
-----------	-------------------------------	-------------	-----------

Test Frequency (MHz)	Conducted Power (dBm)	Conducted Power (W)	Max. Limit (dBm)	Max. Limit (W)	Result
5190	9.36	0.0086	23.98	0.2500	Pass
5230	9.33	0.0086	23.98	0.2500	Pass
5270	9.38	0.0087	23.98	0.2500	Pass
5310	9.31	0.0085	23.98	0.2500	Pass
5510	9.27	0.0085	23.98	0.2500	Pass
5550	9.27	0.0085	23.98	0.2500	Pass
5670	9.32	0.0086	23.98	0.2500	Pass
5755	9.15	0.0082	30.00	1.0000	Pass
5795	9.31	0.0085	30.00	1.0000	Pass

Test Mode	IEEE 802.11n (HT40)_MIMO_Aux	Tested Date	2021/3/19
-----------	------------------------------	-------------	-----------

Test Frequency (MHz)	Conducted Power (dBm)	Conducted Power (W)	Max. Limit (dBm)	Max. Limit (W)	Result
5190	8.49	0.0071	23.98	0.2500	Pass
5230	8.52	0.0071	23.98	0.2500	Pass
5270	8.40	0.0069	23.98	0.2500	Pass
5310	8.49	0.0071	23.98	0.2500	Pass
5510	8.47	0.0070	23.98	0.2500	Pass
5550	8.63	0.0073	23.98	0.2500	Pass
5670	8.54	0.0071	23.98	0.2500	Pass
5755	8.52	0.0071	30.00	1.0000	Pass
5795	8.55	0.0072	30.00	1.0000	Pass

Test Mode	IEEE 802.11n (HT40)_MIMO_Total	Tested Date	2021/3/19
-----------	--------------------------------	-------------	-----------

Test Frequency (MHz)	Conducted Power (dBm)	Conducted Power (W)	Max. Limit (dBm)	Max. Limit (W)	Result
5190	11.96	0.0157	23.98	0.2500	Pass
5230	11.95	0.0157	23.98	0.2500	Pass
5270	11.93	0.0156	23.98	0.2500	Pass
5310	11.93	0.0156	23.98	0.2500	Pass
5510	11.90	0.0155	23.98	0.2500	Pass
5550	11.97	0.0157	23.98	0.2500	Pass
5670	11.96	0.0157	23.98	0.2500	Pass
5755	11.86	0.0153	30.00	1.0000	Pass
5795	11.96	0.0157	30.00	1.0000	Pass

Test Mode	IEEE 802.11ac (VHT20)_MIMO_Main	Tested Date	2021/3/19
-----------	---------------------------------	-------------	-----------

Test Frequency (MHz)	Conducted Power (dBm)	Conducted Power (W)	Max. Limit (dBm)	Max. Limit (W)	Result
5180	9.19	0.0083	23.98	0.2500	Pass
5200	9.08	0.0081	23.98	0.2500	Pass
5240	8.94	0.0078	23.98	0.2500	Pass
5260	9.01	0.0080	23.98	0.2500	Pass
5300	8.94	0.0078	23.98	0.2500	Pass
5320	9.16	0.0082	23.98	0.2500	Pass
5500	8.99	0.0079	23.98	0.2500	Pass
5580	9.02	0.0080	23.98	0.2500	Pass
5700	9.05	0.0080	23.98	0.2500	Pass
5745	8.98	0.0079	30.00	1.0000	Pass
5785	9.29	0.0085	30.00	1.0000	Pass
5825	9.25	0.0084	30.00	1.0000	Pass

Test Mode	IEEE 802.11ac (VHT20)_MIMO_Aux	Tested Date	2021/3/19
-----------	--------------------------------	-------------	-----------

Test Frequency (MHz)	Conducted Power (dBm)	Conducted Power (W)	Max. Limit (dBm)	Max. Limit (W)	Result
5180	8.41	0.0069	23.98	0.2500	Pass
5200	8.66	0.0073	23.98	0.2500	Pass
5240	8.84	0.0077	23.98	0.2500	Pass
5260	8.63	0.0073	23.98	0.2500	Pass
5300	8.74	0.0075	23.98	0.2500	Pass
5320	8.61	0.0073	23.98	0.2500	Pass
5500	8.71	0.0074	23.98	0.2500	Pass
5580	8.63	0.0073	23.98	0.2500	Pass
5700	8.62	0.0073	23.98	0.2500	Pass
5745	8.73	0.0075	30.00	1.0000	Pass
5785	8.46	0.0070	30.00	1.0000	Pass
5825	8.56	0.0072	30.00	1.0000	Pass

Test Mode	IEEE 802.11ac (VHT20)_MIMO_Total	Tested Date	2021/3/19
-----------	----------------------------------	-------------	-----------

Test Frequency (MHz)	Conducted Power (dBm)	Conducted Power (W)	Max. Limit (dBm)	Max. Limit (W)	Result
5180	11.83	0.0152	23.98	0.2500	Pass
5200	11.89	0.0154	23.98	0.2500	Pass
5240	11.90	0.0155	23.98	0.2500	Pass
5260	11.83	0.0153	23.98	0.2500	Pass
5300	11.85	0.0153	23.98	0.2500	Pass
5320	11.90	0.0155	23.98	0.2500	Pass
5500	11.86	0.0154	23.98	0.2500	Pass
5580	11.84	0.0153	23.98	0.2500	Pass
5700	11.85	0.0153	23.98	0.2500	Pass
5745	11.87	0.0154	30.00	1.0000	Pass
5785	11.91	0.0155	30.00	1.0000	Pass
5825	11.93	0.0156	30.00	1.0000	Pass

Test Mode	IEEE 802.11ac (VHT40)_MIMO_Main	Tested Date	2021/3/19
-----------	---------------------------------	-------------	-----------

Test Frequency (MHz)	Conducted Power (dBm)	Conducted Power (W)	Max. Limit (dBm)	Max. Limit (W)	Result
5190	9.16	0.0082	23.98	0.2500	Pass
5230	9.09	0.0081	23.98	0.2500	Pass
5270	9.25	0.0084	23.98	0.2500	Pass
5310	9.05	0.0080	23.98	0.2500	Pass
5510	9.13	0.0082	23.98	0.2500	Pass
5550	9.19	0.0083	23.98	0.2500	Pass
5670	9.05	0.0080	23.98	0.2500	Pass
5755	8.95	0.0079	30.00	1.0000	Pass
5795	9.33	0.0086	30.00	1.0000	Pass

Test Mode	IEEE 802.11ac (VHT40)_MIMO_Aux	Tested Date	2021/3/19
-----------	--------------------------------	-------------	-----------

Test Frequency (MHz)	Conducted Power (dBm)	Conducted Power (W)	Max. Limit (dBm)	Max. Limit (W)	Result
5190	8.71	0.0074	23.98	0.2500	Pass
5230	8.69	0.0074	23.98	0.2500	Pass
5270	8.55	0.0072	23.98	0.2500	Pass
5310	8.72	0.0074	23.98	0.2500	Pass
5510	8.60	0.0072	23.98	0.2500	Pass
5550	8.69	0.0074	23.98	0.2500	Pass
5670	8.61	0.0073	23.98	0.2500	Pass
5755	8.70	0.0074	30.00	1.0000	Pass
5795	8.41	0.0069	30.00	1.0000	Pass

Test Mode	IEEE 802.11ac (VHT40)_MIMO_Total	Tested Date	2021/3/19
-----------	----------------------------------	-------------	-----------

Test Frequency (MHz)	Conducted Power (dBm)	Conducted Power (W)	Max. Limit (dBm)	Max. Limit (W)	Result
5190	11.95	0.0157	23.98	0.2500	Pass
5230	11.90	0.0155	23.98	0.2500	Pass
5270	11.92	0.0156	23.98	0.2500	Pass
5310	11.90	0.0155	23.98	0.2500	Pass
5510	11.88	0.0154	23.98	0.2500	Pass
5550	11.96	0.0157	23.98	0.2500	Pass
5670	11.85	0.0153	23.98	0.2500	Pass
5755	11.84	0.0153	30.00	1.0000	Pass
5795	11.90	0.0155	30.00	1.0000	Pass

Test Mode	IEEE 802.11ac (VHT80)_MIMO_Main	Tested Date	2021/3/19
-----------	---------------------------------	-------------	-----------

Test Frequency (MHz)	Conducted Power (dBm)	Conducted Power (W)	Max. Limit (dBm)	Max. Limit (W)	Result
5210	9.30	0.0085	23.98	0.2500	Pass
5290	9.35	0.0086	23.98	0.2500	Pass
5530	9.19	0.0083	23.98	0.2500	Pass
5610	9.15	0.0082	23.98	0.2500	Pass
5775	9.07	0.0081	30.00	1.0000	Pass

Test Mode	IEEE 802.11ac (VHT80)_MIMO_Aux	Tested Date	2021/3/19
-----------	--------------------------------	-------------	-----------

Test Frequency (MHz)	Conducted Power (dBm)	Conducted Power (W)	Max. Limit (dBm)	Max. Limit (W)	Result
5210	8.60	0.0072	23.98	0.2500	Pass
5290	8.54	0.0071	23.98	0.2500	Pass
5530	8.51	0.0071	23.98	0.2500	Pass
5610	8.66	0.0073	23.98	0.2500	Pass
5775	8.60	0.0072	30.00	1.0000	Pass

Test Mode	IEEE 802.11ac (VHT80)_MIMO_Total	Tested Date	2021/3/19
-----------	----------------------------------	-------------	-----------

Test Frequency (MHz)	Conducted Power (dBm)	Conducted Power (W)	Max. Limit (dBm)	Max. Limit (W)	Result
5210	11.97	0.0158	23.98	0.2500	Pass
5290	11.97	0.0158	23.98	0.2500	Pass
5530	11.87	0.0154	23.98	0.2500	Pass
5610	11.92	0.0156	23.98	0.2500	Pass
5775	11.85	0.0153	30.00	1.0000	Pass

Test Mode	IEEE 802.11ac (VHT160)_MIMO_Main	Tested Date	2021/3/19
-----------	----------------------------------	-------------	-----------

Test Frequency (MHz)	Conducted Power (dBm)	Conducted Power (W)	Max. Limit (dBm)	Max. Limit (W)	Result
5250	9.20	0.0083	23.98	0.2500	Pass
5570	9.15	0.0082	23.98	0.2500	Pass

Test Mode	IEEE 802.11ac (VHT160)_MIMO_Aux	Tested Date	2021/3/19
-----------	---------------------------------	-------------	-----------

Test Frequency (MHz)	Conducted Power (dBm)	Conducted Power (W)	Max. Limit (dBm)	Max. Limit (W)	Result
5250	8.72	0.0074	23.98	0.2500	Pass
5570	8.59	0.0072	23.98	0.2500	Pass

Test Mode	IEEE 802.11ac (VHT160)_MIMO_Total	Tested Date	2021/3/19
-----------	-----------------------------------	-------------	-----------

Test Frequency (MHz)	Conducted Power (dBm)	Conducted Power (W)	Max. Limit (dBm)	Max. Limit (W)	Result
5250	11.98	0.0158	23.98	0.2500	Pass
5570	11.89	0.0155	23.98	0.2500	Pass

Test Mode	IEEE 802.11ax (HEW20)_MIMO_Main	Tested Date	2021/3/19
-----------	---------------------------------	-------------	-----------

Test Frequency (MHz)	Conducted Power (dBm)	Conducted Power (W)	Max. Limit (dBm)	Max. Limit (W)	Result
5180_Full RU	9.24	0.0084	23.98	0.2500	Pass
5180_26 Tones	8.89	0.0077	23.98	0.2500	Pass
5180_52 Tones	10.10	0.0102	23.98	0.2500	Pass
5180_106 Tones	9.99	0.0100	23.98	0.2500	Pass
5200_Full RU	9.09	0.0081	23.98	0.2500	Pass
5240_Full RU	9.10	0.0081	23.98	0.2500	Pass
5260_Full RU	9.11	0.0081	23.98	0.2500	Pass
5260_26 Tones	10.09	0.0102	23.98	0.2500	Pass
5260_52 Tones	9.90	0.0098	23.98	0.2500	Pass
5260_106 Tones	9.93	0.0098	23.98	0.2500	Pass
5300_Full RU	8.91	0.0078	23.98	0.2500	Pass
5320_Full RU	9.12	0.0082	23.98	0.2500	Pass
5500_Full RU	8.92	0.0078	23.98	0.2500	Pass
5500_26 Tones	8.01	0.0063	23.98	0.2500	Pass
5500_52 Tones	9.30	0.0085	23.98	0.2500	Pass
5500_106 Tones	9.32	0.0086	23.98	0.2500	Pass
5580_Full RU	8.91	0.0078	23.98	0.2500	Pass
5700_Full RU	8.88	0.0077	23.98	0.2500	Pass
5745_Full RU	8.97	0.0079	30.00	1.0000	Pass
5745_26 Tones	9.43	0.0088	30.00	1.0000	Pass
5745_52 Tones	9.59	0.0091	30.00	1.0000	Pass
5745_106 Tones	9.51	0.0089	30.00	1.0000	Pass
5785_Full RU	9.13	0.0082	30.00	1.0000	Pass
5825_Full RU	9.14	0.0082	30.00	1.0000	Pass

Test Mode	IEEE 802.11ax (HEW20)_MIMO_Aux	Tested Date	2021/3/19
-----------	--------------------------------	-------------	-----------

Test Frequency (MHz)	Conducted Power (dBm)	Conducted Power (W)	Max. Limit (dBm)	Max. Limit (W)	Result
5180_Full RU	8.67	0.0074	23.98	0.2500	Pass
5180_26 Tones	8.50	0.0071	23.98	0.2500	Pass
5180_52 Tones	9.43	0.0088	23.98	0.2500	Pass
5180_106 Tones	9.47	0.0089	23.98	0.2500	Pass
5200_Full RU	8.71	0.0074	23.98	0.2500	Pass
5240_Full RU	8.69	0.0074	23.98	0.2500	Pass
5260_Full RU	8.61	0.0073	23.98	0.2500	Pass
5260_26 Tones	8.92	0.0078	23.98	0.2500	Pass
5260_52 Tones	9.02	0.0080	23.98	0.2500	Pass
5260_106 Tones	9.00	0.0079	23.98	0.2500	Pass
5300_Full RU	8.70	0.0074	23.98	0.2500	Pass
5320_Full RU	8.61	0.0073	23.98	0.2500	Pass
5500_Full RU	8.88	0.0077	23.98	0.2500	Pass
5500_26 Tones	8.61	0.0073	23.98	0.2500	Pass
5500_52 Tones	9.91	0.0098	23.98	0.2500	Pass
5500_106 Tones	8.63	0.0073	23.98	0.2500	Pass
5580_Full RU	8.81	0.0076	23.98	0.2500	Pass
5700_Full RU	8.83	0.0076	23.98	0.2500	Pass
5745_Full RU	8.83	0.0076	30.00	1.0000	Pass
5745_26 Tones	9.70	0.0093	30.00	1.0000	Pass
5745_52 Tones	9.67	0.0093	30.00	1.0000	Pass
5745_106 Tones	9.70	0.0093	30.00	1.0000	Pass
5785_Full RU	8.71	0.0074	30.00	1.0000	Pass
5825_Full RU	8.78	0.0076	30.00	1.0000	Pass

Test Mode	IEEE 802.11ax (HEW20)_MIMO_Total	Tested Date	2021/3/19
-----------	----------------------------------	-------------	-----------

Test Frequency (MHz)	Conducted Power (dBm)	Conducted Power (W)	Max. Limit (dBm)	Max. Limit (W)	Result
5180_Full RU	11.97	0.0158	23.98	0.2500	Pass
5180_26 Tones	11.71	0.0148	23.98	0.2500	Pass
5180_52 Tones	12.79	0.0190	23.98	0.2500	Pass
5180_106 Tones	12.75	0.0188	23.98	0.2500	Pass
5200_Full RU	11.91	0.0155	23.98	0.2500	Pass
5240_Full RU	11.91	0.0155	23.98	0.2500	Pass
5260_Full RU	11.88	0.0154	23.98	0.2500	Pass
5260_26 Tones	12.55	0.0180	23.98	0.2500	Pass
5260_52 Tones	12.49	0.0178	23.98	0.2500	Pass
5260_106 Tones	12.50	0.0178	23.98	0.2500	Pass
5300_Full RU	11.82	0.0152	23.98	0.2500	Pass
5320_Full RU	11.88	0.0154	23.98	0.2500	Pass
5500_Full RU	11.91	0.0155	23.98	0.2500	Pass
5500_26 Tones	11.33	0.0136	23.98	0.2500	Pass
5500_52 Tones	12.63	0.0183	23.98	0.2500	Pass
5500_106 Tones	12.00	0.0158	23.98	0.2500	Pass
5580_Full RU	11.87	0.0154	23.98	0.2500	Pass
5700_Full RU	11.87	0.0154	23.98	0.2500	Pass
5745_Full RU	11.91	0.0155	30.00	1.0000	Pass
5745_26 Tones	12.58	0.0181	30.00	1.0000	Pass
5745_52 Tones	12.64	0.0184	30.00	1.0000	Pass
5745_106 Tones	12.62	0.0183	30.00	1.0000	Pass
5785_Full RU	11.94	0.0156	30.00	1.0000	Pass
5825_Full RU	11.97	0.0158	30.00	1.0000	Pass

Test Mode	IEEE 802.11ax (HEW40)_MIMO_Main	Tested Date	2021/3/19
-----------	---------------------------------	-------------	-----------

Test Frequency (MHz)	Conducted Power (dBm)	Conducted Power (W)	Max. Limit (dBm)	Max. Limit (W)	Result
5190_Full RU	9.02	0.0080	23.98	0.2500	Pass
5190_242 Tones	9.88	0.0097	23.98	0.2500	Pass
5230_Full RU	8.94	0.0078	23.98	0.2500	Pass
5270_Full RU	9.10	0.0081	23.98	0.2500	Pass
5270_242 Tones	10.01	0.0100	23.98	0.2500	Pass
5310_Full RU	9.04	0.0080	23.98	0.2500	Pass
5510_Full RU	9.11	0.0081	23.98	0.2500	Pass
5510_242 Tones	9.95	0.0099	23.98	0.2500	Pass
5550_Full RU	8.95	0.0079	23.98	0.2500	Pass
5670_Full RU	9.06	0.0081	23.98	0.2500	Pass
5755_Full RU	8.94	0.0078	30.00	1.0000	Pass
5755_242 Tones	9.97	0.0099	30.00	1.0000	Pass
5795_Full RU	9.20	0.0083	30.00	1.0000	Pass

Test Mode	IEEE 802.11ax (HEW40)_MIMO_Aux	Tested Date	2021/3/19
-----------	--------------------------------	-------------	-----------

Test Frequency (MHz)	Conducted Power (dBm)	Conducted Power (W)	Max. Limit (dBm)	Max. Limit (W)	Result
5190_Full RU	8.75	0.0075	23.98	0.2500	Pass
5190_242 Tones	9.56	0.0090	23.98	0.2500	Pass
5230_Full RU	8.87	0.0077	23.98	0.2500	Pass
5270_Full RU	8.68	0.0074	23.98	0.2500	Pass
5270_242 Tones	9.64	0.0092	23.98	0.2500	Pass
5310_Full RU	8.82	0.0076	23.98	0.2500	Pass
5510_Full RU	8.83	0.0076	23.98	0.2500	Pass
5510_242 Tones	9.81	0.0096	23.98	0.2500	Pass
5550_Full RU	8.78	0.0076	23.98	0.2500	Pass
5670_Full RU	8.75	0.0075	23.98	0.2500	Pass
5755_Full RU	8.77	0.0075	30.00	1.0000	Pass
5755_242 Tones	9.69	0.0093	30.00	1.0000	Pass
5795_Full RU	8.59	0.0072	30.00	1.0000	Pass

Test Mode	IEEE 802.11ax (HEW40)_MIMO_Total	Tested Date	2021/3/19
-----------	----------------------------------	-------------	-----------

Test Frequency (MHz)	Conducted Power (dBm)	Conducted Power (W)	Max. Limit (dBm)	Max. Limit (W)	Result
5190_Full RU	11.90	0.0155	23.98	0.2500	Pass
5190_242 Tones	12.73	0.0188	23.98	0.2500	Pass
5230_Full RU	11.92	0.0155	23.98	0.2500	Pass
5270_Full RU	11.91	0.0155	23.98	0.2500	Pass
5270_242 Tones	12.84	0.0192	23.98	0.2500	Pass
5310_Full RU	11.94	0.0156	23.98	0.2500	Pass
5510_Full RU	11.98	0.0158	23.98	0.2500	Pass
5510_242 Tones	12.89	0.0195	23.98	0.2500	Pass
5550_Full RU	11.88	0.0154	23.98	0.2500	Pass
5670_Full RU	11.92	0.0156	23.98	0.2500	Pass
5755_Full RU	11.87	0.0154	30.00	1.0000	Pass
5755_242 Tones	12.84	0.0192	30.00	1.0000	Pass
5795_Full RU	11.92	0.0155	30.00	1.0000	Pass

Test Mode	IEEE 802.11ax (HEW80)_MIMO_Main	Tested Date	2021/3/19
-----------	---------------------------------	-------------	-----------

Test Frequency (MHz)	Conducted Power (dBm)	Conducted Power (W)	Max. Limit (dBm)	Max. Limit (W)	Result
5210_Full RU	9.08	0.0081	23.98	0.2500	Pass
5210_484 Tones	10.05	0.0101	23.98	0.2500	Pass
5290_Full RU	9.05	0.0080	23.98	0.2500	Pass
5290_484 Tones	9.73	0.0094	23.98	0.2500	Pass
5530_Full RU	9.05	0.0080	23.98	0.2500	Pass
5530_484 Tones	9.64	0.0092	23.98	0.2500	Pass
5610_Full RU	9.02	0.0080	23.98	0.2500	Pass
5775_Full RU	9.05	0.0080	30.00	1.0000	Pass
5775_484 Tones	9.53	0.0090	30.00	1.0000	Pass

Test Mode	IEEE 802.11ax (HEW80)_MIMO_Aux	Tested Date	2021/3/19
-----------	--------------------------------	-------------	-----------

Test Frequency (MHz)	Conducted Power (dBm)	Conducted Power (W)	Max. Limit (dBm)	Max. Limit (W)	Result
5210_Full RU	8.78	0.0076	23.98	0.2500	Pass
5210_484 Tones	9.21	0.0083	23.98	0.2500	Pass
5290_Full RU	8.79	0.0076	23.98	0.2500	Pass
5290_484 Tones	9.39	0.0087	23.98	0.2500	Pass
5530_Full RU	8.71	0.0074	23.98	0.2500	Pass
5530_484 Tones	9.11	0.0081	23.98	0.2500	Pass
5610_Full RU	8.79	0.0076	23.98	0.2500	Pass
5775_Full RU	8.67	0.0074	30.00	1.0000	Pass
5775_484 Tones	9.17	0.0083	30.00	1.0000	Pass

Test Mode	IEEE 802.11ax (HEW80)_MIMO_Total	Tested Date	2021/3/19
-----------	----------------------------------	-------------	-----------

Test Frequency (MHz)	Conducted Power (dBm)	Conducted Power (W)	Max. Limit (dBm)	Max. Limit (W)	Result
5210_Full RU	11.94	0.0156	23.98	0.2500	Pass
5210_484 Tones	12.66	0.0185	23.98	0.2500	Pass
5290_Full RU	11.93	0.0156	23.98	0.2500	Pass
5290_484 Tones	12.57	0.0181	23.98	0.2500	Pass
5530_Full RU	11.89	0.0155	23.98	0.2500	Pass
5530_484 Tones	12.39	0.0174	23.98	0.2500	Pass
5610_Full RU	11.92	0.0155	23.98	0.2500	Pass
5775_Full RU	11.87	0.0154	30.00	1.0000	Pass
5775_484 Tones	12.36	0.0172	30.00	1.0000	Pass

Test Mode	IEEE 802.11ax (HEW160)_MIMO_Main	Tested Date	2021/3/19
-----------	----------------------------------	-------------	-----------

Test Frequency (MHz)	Conducted Power (dBm)	Conducted Power (W)	Max. Limit (dBm)	Max. Limit (W)	Result
5250_Full RU	9.20	0.0083	23.98	0.2500	Pass
5250_996 Tones	9.37	0.0086	23.98	0.2500	Pass
5570_Full RU	9.13	0.0082	23.98	0.2500	Pass
5570_996 Tones	9.02	0.0080	23.98	0.2500	Pass

Test Mode	IEEE 802.11ax (HEW160)_MIMO_Aux	Tested Date	2021/3/19
-----------	---------------------------------	-------------	-----------

Test Frequency (MHz)	Conducted Power (dBm)	Conducted Power (W)	Max. Limit (dBm)	Max. Limit (W)	Result
5250_Full RU	8.70	0.0074	23.98	0.2500	Pass
5250_996 Tones	9.05	0.0080	23.98	0.2500	Pass
5570_Full RU	8.64	0.0073	23.98	0.2500	Pass
5570_996 Tones	8.77	0.0075	23.98	0.2500	Pass

Test Mode	IEEE 802.11ax (HEW160)_MIMO_Total	Tested Date	2021/3/19
-----------	-----------------------------------	-------------	-----------

Test Frequency (MHz)	Conducted Power (dBm)	Conducted Power (W)	Max. Limit (dBm)	Max. Limit (W)	Result
5250_Full RU	11.97	0.0157	23.98	0.2500	Pass
5250_996 Tones	12.22	0.0167	23.98	0.2500	Pass
5570_Full RU	11.90	0.0155	23.98	0.2500	Pass
5570_996 Tones	11.91	0.0155	23.98	0.2500	Pass

Test Mode	IEEE 802.11n (HT20)_MIMO_Main	Tested Date	2021/3/19
-----------	-------------------------------	-------------	-----------

Test Frequency (MHz)	Conducted Power (dBm)	Conducted Power (W)	Max. Limit (dBm)	Max. Limit (W)	Result
5720_Full RU	5.36	0.0034	23.98	0.2500	Pass
5720_Full RU	1.53	0.0014	30.00	1.0000	Pass

Test Mode	IEEE 802.11n (HT20)_MIMO_Aux	Tested Date	2021/3/19
-----------	------------------------------	-------------	-----------

Test Frequency (MHz)	Conducted Power (dBm)	Conducted Power (W)	Max. Limit (dBm)	Max. Limit (W)	Result
5720_Full RU	4.43	0.0028	23.98	0.2500	Pass
5720_Full RU	1.52	0.0014	30.00	1.0000	Pass

Test Mode	IEEE 802.11n (HT20)_MIMO_Total	Tested Date	2021/3/19
-----------	--------------------------------	-------------	-----------

Test Frequency (MHz)	Conducted Power (dBm)	Conducted Power (W)	Max. Limit (dBm)	Max. Limit (W)	Result
5720_Full RU	7.93	0.0062	23.98	0.2500	Pass
5720_Full RU	4.54	0.0028	30.00	1.0000	Pass

Test Mode	IEEE 802.11n (HT40)_MIMO_Main	Tested Date	2021/3/19
-----------	-------------------------------	-------------	-----------

Test Frequency (MHz)	Conducted Power (dBm)	Conducted Power (W)	Max. Limit (dBm)	Max. Limit (W)	Result
5710_Full RU	5.32	0.0034	23.98	0.2500	Pass
5710_Full RU	1.64	0.0015	30.00	1.0000	Pass

Test Mode	IEEE 802.11n (HT40)_MIMO_Aux	Tested Date	2021/3/19
-----------	------------------------------	-------------	-----------

Test Frequency (MHz)	Conducted Power (dBm)	Conducted Power (W)	Max. Limit (dBm)	Max. Limit (W)	Result
5710_Full RU	4.85	0.0031	23.98	0.2500	Pass
5710_Full RU	1.52	0.0014	30.00	1.0000	Pass

Test Mode	IEEE 802.11n (HT40)_MIMO_Total	Tested Date	2021/3/19
-----------	--------------------------------	-------------	-----------

Test Frequency (MHz)	Conducted Power (dBm)	Conducted Power (W)	Max. Limit (dBm)	Max. Limit (W)	Result
5710_Full RU	8.10	0.0065	23.98	0.2500	Pass
5710_Full RU	4.59	0.0029	30.00	1.0000	Pass

Test Mode	IEEE 802.11ac (VHT20)_MIMO_Main	Tested Date	2021/3/19
-----------	---------------------------------	-------------	-----------

Test Frequency (MHz)	Conducted Power (dBm)	Conducted Power (W)	Max. Limit (dBm)	Max. Limit (W)	Result
5720_Full RU	5.21	0.0033	23.98	0.2500	Pass
5720_Full RU	2.51	0.0018	30.00	1.0000	Pass

Test Mode	IEEE 802.11ac (VHT20)_MIMO_Aux	Tested Date	2021/3/19
-----------	--------------------------------	-------------	-----------

Test Frequency (MHz)	Conducted Power (dBm)	Conducted Power (W)	Max. Limit (dBm)	Max. Limit (W)	Result
5720_Full RU	4.38	0.0027	23.98	0.2500	Pass
5720_Full RU	1.39	0.0014	30.00	1.0000	Pass

Test Mode	IEEE 802.11ac (VHT20)_MIMO_Total	Tested Date	2021/3/19
-----------	----------------------------------	-------------	-----------

Test Frequency (MHz)	Conducted Power (dBm)	Conducted Power (W)	Max. Limit (dBm)	Max. Limit (W)	Result
5720_Full RU	7.83	0.0061	23.98	0.2500	Pass
5720_Full RU	5.00	0.0032	30.00	1.0000	Pass

Test Mode	IEEE 802.11ac (VHT40)_MIMO_Main	Tested Date	2021/3/19
-----------	---------------------------------	-------------	-----------

Test Frequency (MHz)	Conducted Power (dBm)	Conducted Power (W)	Max. Limit (dBm)	Max. Limit (W)	Result
5710_Full RU	5.21	0.0033	23.98	0.2500	Pass
5710_Full RU	1.52	0.0014	30.00	1.0000	Pass

Test Mode	IEEE 802.11ac (VHT40)_MIMO_Aux	Tested Date	2021/3/19
-----------	--------------------------------	-------------	-----------

Test Frequency (MHz)	Conducted Power (dBm)	Conducted Power (W)	Max. Limit (dBm)	Max. Limit (W)	Result
5710_Full RU	4.38	0.0027	23.98	0.2500	Pass
5710_Full RU	1.38	0.0014	30.00	1.0000	Pass

Test Mode	IEEE 802.11ac (VHT40)_MIMO_Total	Tested Date	2021/3/19
-----------	----------------------------------	-------------	-----------

Test Frequency (MHz)	Conducted Power (dBm)	Conducted Power (W)	Max. Limit (dBm)	Max. Limit (W)	Result
5710_Full RU	7.83	0.0061	23.98	0.2500	Pass
5710_Full RU	4.46	0.0028	30.00	1.0000	Pass

Test Mode	IEEE 802.11ac (VHT80)_MIMO_Main	Tested Date	2021/3/19
-----------	---------------------------------	-------------	-----------

Test Frequency (MHz)	Conducted Power (dBm)	Conducted Power (W)	Max. Limit (dBm)	Max. Limit (W)	Result
5690_Full RU	5.31	0.0034	23.98	0.2500	Pass
5690_Full RU	1.36	0.0014	30.00	1.0000	Pass

Test Mode	IEEE 802.11ac (VHT80)_MIMO_Aux	Tested Date	2021/3/19
-----------	--------------------------------	-------------	-----------

Test Frequency (MHz)	Conducted Power (dBm)	Conducted Power (W)	Max. Limit (dBm)	Max. Limit (W)	Result
5690_Full RU	4.25	0.0027	23.98	0.2500	Pass
5690_Full RU	1.52	0.0014	30.00	1.0000	Pass

Test Mode	IEEE 802.11ac (VHT80)_MIMO_Total	Tested Date	2021/3/19
-----------	----------------------------------	-------------	-----------

Test Frequency (MHz)	Conducted Power (dBm)	Conducted Power (W)	Max. Limit (dBm)	Max. Limit (W)	Result
5690_Full RU	7.82	0.0061	23.98	0.2500	Pass
5690_Full RU	4.45	0.0028	30.00	1.0000	Pass

Test Mode	IEEE 802.11ax (HEW20)_MIMO_Main	Tested Date	2021/3/19
-----------	---------------------------------	-------------	-----------

Test Frequency (MHz)	Conducted Power (dBm)	Conducted Power (W)	Max. Limit (dBm)	Max. Limit (W)	Result
5720_Full RU	5.13	0.0033	23.98	0.2500	Pass
5720_Full RU	2.43	0.0017	30.00	1.0000	Pass

Test Mode	IEEE 802.11ax (HEW20)_MIMO_Aux	Tested Date	2021/3/19
-----------	--------------------------------	-------------	-----------

Test Frequency (MHz)	Conducted Power (dBm)	Conducted Power (W)	Max. Limit (dBm)	Max. Limit (W)	Result
5720_Full RU	4.25	0.0027	23.98	0.2500	Pass
5720_Full RU	2.31	0.0017	30.00	1.0000	Pass

Test Mode	IEEE 802.11ax (HEW20)_MIMO_Total	Tested Date	2021/3/19
-----------	----------------------------------	-------------	-----------

Test Frequency (MHz)	Conducted Power (dBm)	Conducted Power (W)	Max. Limit (dBm)	Max. Limit (W)	Result
5720_Full RU	7.72	0.0059	23.98	0.2500	Pass
5720_Full RU	5.38	0.0035	30.00	1.0000	Pass

Test Mode	IEEE 802.11ax (HEW40)_MIMO_Main	Tested Date	2021/3/19
-----------	---------------------------------	-------------	-----------

Test Frequency (MHz)	Conducted Power (dBm)	Conducted Power (W)	Max. Limit (dBm)	Max. Limit (W)	Result
5710_Full RU	5.36	0.0034	23.98	0.2500	Pass
5710_Full RU	1.43	0.0014	30.00	1.0000	Pass

Test Mode	IEEE 802.11ax (HEW40)_MIMO_Aux	Tested Date	2021/3/19
-----------	--------------------------------	-------------	-----------

Test Frequency (MHz)	Conducted Power (dBm)	Conducted Power (W)	Max. Limit (dBm)	Max. Limit (W)	Result
5710_Full RU	4.25	0.0027	23.98	0.2500	Pass
5710_Full RU	1.28	0.0013	30.00	1.0000	Pass

Test Mode	IEEE 802.11ax (HEW40)_MIMO_Total	Tested Date	2021/3/19
-----------	----------------------------------	-------------	-----------

Test Frequency (MHz)	Conducted Power (dBm)	Conducted Power (W)	Max. Limit (dBm)	Max. Limit (W)	Result
5710_Full RU	7.85	0.0061	23.98	0.2500	Pass
5710_Full RU	4.37	0.0027	30.00	1.0000	Pass

Test Mode	IEEE 802.11ax (HEW80)_MIMO_Main	Tested Date	2021/3/19
-----------	---------------------------------	-------------	-----------

Test Frequency (MHz)	Conducted Power (dBm)	Conducted Power (W)	Max. Limit (dBm)	Max. Limit (W)	Result
5690_Full RU	5.21	0.0033	23.98	0.2500	Pass
5690_Full RU	1.25	0.0013	30.00	1.0000	Pass

Test Mode	IEEE 802.11ax (HEW80)_MIMO_Aux	Tested Date	2021/3/19
-----------	--------------------------------	-------------	-----------

Test Frequency (MHz)	Conducted Power (dBm)	Conducted Power (W)	Max. Limit (dBm)	Max. Limit (W)	Result
5690_Full RU	4.31	0.0027	23.98	0.2500	Pass
5690_Full RU	1.13	0.0013	30.00	1.0000	Pass

Test Mode	IEEE 802.11ax (HEW80)_MIMO_Total	Tested Date	2021/3/19
-----------	----------------------------------	-------------	-----------

Test Frequency (MHz)	Conducted Power (dBm)	Conducted Power (W)	Max. Limit (dBm)	Max. Limit (W)	Result
5690_Full RU	7.79	0.0060	23.98	0.2500	Pass
5690_Full RU	4.20	0.0026	30.00	1.0000	Pass

End of Test Report