

# FCC Radio Test Report

## FCC ID: PU5-LN300WG3

**Report No.** : BTL-FCCP-3-2102T172B  
**Equipment** : Notebook Computer  
**Model Name** : Lenovo 300w Gen 3xxxxxxx (The "x" in model name can be 0 to 9, A to Z, a to z, "-" or blank, for marketing purpose only)  
**Brand Name** : Lenovo  
**Applicant** : Wistron Corporation  
**Address** : 21F, No. 88, Sec. 1, Hsin Tai Wu Rd., Hsichih Dist, New Taipei City 221, Taiwan

**Radio Function** : WLAN 2.4 GHz

**FCC Rule Part(s)** : FCC Part15, Subpart C (15.247)  
**Measurement Procedure(s)** : ANSI C63.10-2013

**Date of Receipt** : 2021/3/12  
**Date of Test** : 2021/3/12 ~ 2021/5/8  
**Issued Date** : 2021/5/26


The above equipment has been tested and found in compliance with the requirement of the above standards by BTL Inc.

Prepared by

  
Peter Chen, Engineer



Approved by

  
Scott Hsu, Manager

**BTL Inc.**

No.18, Ln. 171, Sec. 2, Jiuzong Rd., Neihu Dist., Taipei City 114, Taiwan

Tel: +886-2-2657-3299

Fax: +886-2-2657-3331

Web: [www.newbtl.com](http://www.newbtl.com)

**Declaration**

**BTL** represents to the client that testing is done in accordance with standard procedures as applicable and that test instruments used has been calibrated with standards traceable to international standard(s) and/or national standard(s).

**BTL's** reports apply only to the specific samples tested under conditions. It is manufacture's responsibility to ensure that additional production units of this model are manufactured with the identical electrical and mechanical components. **BTL** shall have no liability for any declarations, inferences or generalizations drawn by the client or others from **BTL** issued reports.

This report is the confidential property of the client. As a mutual protection to the clients, the public and ourselves, the test report shall not be reproduced, except in full, without our written approval.

**BTL's** laboratory quality assurance procedures are in compliance with the **ISO/IEC 17025** requirements, and accredited by the conformity assessment authorities listed in this test report.

**BTL** is not responsible for the sampling stage, so the results only apply to the sample as received.

The information, data and test plan are provided by manufacturer which may affect the validity of results, so it is manufacturer's responsibility to ensure that the apparatus meets the essential requirements of applied standards and in all the possible configurations as representative of its intended use.

**Limitation**

For the use of the authority's logo is limited unless the Test Standard(s)/Scope(s)/Item(s) mentioned in this test report is (are) included in the conformity assessment authorities acceptance respective.

Please note that the measurement uncertainty is provided for informational purpose only and are not use in determining the Pass/Fail results.

**CONTENTS**

1	SUMMARY OF TEST RESULTS	5
1.1	TEST FACILITY	6
1.2	MEASUREMENT UNCERTAINTY	6
1.3	TEST ENVIRONMENT CONDITIONS	6
1.4	TABLE OF PARAMETERS OF TEST SOFTWARE SETTING	7
1.5	DUTY CYCLE	8
2	GENERAL INFORMATION	10
2.1	DESCRIPTION OF EUT	10
2.2	TEST MODES	12
2.3	BLOCK DIAGRAM SHOWING THE CONFIGURATION OF SYSTEM TESTED	13
2.4	SUPPORT UNITS	14
3	AC POWER LINE CONDUCTED EMISSIONS TEST	15
3.1	LIMIT	15
3.2	TEST PROCEDURE	15
3.3	DEVIATION FROM TEST STANDARD	15
3.4	TEST SETUP	16
3.5	TEST RESULT	16
4	RADIATED EMISSIONS TEST	17
4.1	LIMIT	17
4.2	TEST PROCEDURE	18
4.3	DEVIATION FROM TEST STANDARD	18
4.4	TEST SETUP	19
4.5	EUT OPERATING CONDITIONS	20
4.6	TEST RESULT – 30 MHZ TO 1 GHZ	20
4.7	TEST RESULT – ABOVE 1 GHZ	20
5	OUTPUT POWER TEST	21
5.1	LIMIT	21
5.2	TEST PROCEDURE	21
5.3	DEVIATION FROM TEST STANDARD	21
5.4	TEST SETUP	21
5.5	EUT OPERATING CONDITIONS	21
5.6	TEST RESULT	21
6	LIST OF MEASURING EQUIPMENTS	22
7	EUT TEST PHOTO	23
8	EUT PHOTOS	23
APPENDIX A	AC POWER LINE CONDUCTED EMISSIONS	24
APPENDIX B	RADIATED EMISSIONS - 30 MHZ TO 1 GHZ	29
APPENDIX C	RADIATED EMISSIONS - ABOVE 1 GHZ	32
APPENDIX D	OUTPUT POWER	119

**REVISION HISTORY**

Report No.	Version	Description	Issued Date
BTL-FCCP-3-2102T172B	R00	Original Report.	2021/4/27
BTL-FCCP-3-2102T172B	R01	Revised report to address TCB's comments.	2021/5/20
BTL-FCCP-3-2102T172B	R02	Revised report to address TCB's comments.	2021/5/26

## 1 SUMMARY OF TEST RESULTS

Test procedures according to the technical standards.

Standard(s) Section	Description	Test Result	Judgement	Remark
15.207	AC Power Line Conducted Emissions	APPENDIX A	Pass	-----
15.205 15.209 15.247(d)	Radiated Emissions	APPENDIX B APPENDIX C	Pass	-----
15.247(a)	Bandwidth	NOTE (3)	Pass	-----
15.247(b)	Output Power	APPENDIX D	Pass	-----
15.247(e)	Power Spectral Density	NOTE (3)	Pass	-----
15.247(d)	Antenna conducted Spurious Emission	NOTE (3)	Pass	-----
15.203	Antenna Requirement	-----	Pass	-----

**NOTE:**

- (1) "N/A" denotes test is not applicable in this Test Report.
- (2) The report format version is TP.1.1.1.
- (3) This item is demonstrated to full compliance referring to the test report number 181210-03.TR04 of the integrated module (model name: AX200NGW, FCC ID: PD9AX200NG), according to KDB 996369 D02 Q1 a) 2).
- (4) The ac power lines conducted emissions and radiated emissions are tested to demonstrate full compliance of both module integrated into the host and host itself.
- (5) The output power of integrated module have been reduced, therefore, the full output power tests are performed and recorded.

### 1.1 TEST FACILITY

The test facilities used to collect the test data in this report:

No. 68-1, Ln. 169, Sec. 2, Datong Rd., Xizhi Dist., New Taipei City 221, Taiwan

The test sites and facilities are covered under FCC RN: 674415 and DN: TW0659.

- C05       CB08       CB11       CB15       CB16  
 SR05

### 1.2 MEASUREMENT UNCERTAINTY

The reported uncertainty of measurement  $y \pm U$ , where expanded uncertainty  $U$  is based on a standard uncertainty multiplied by a coverage factor of  $k = 2$ , providing a level of confidence of approximately **95 %**. The measurement instrumentation uncertainty considerations contained in CISPR 16-4-2. The BTL measurement uncertainty is less than the CISPR 16-4-2  $U_{cispr}$  requirement.

#### A. AC power line conducted emissions test:

Test Site	Method	Measurement Frequency Range	U (dB)
C05	CISPR	150 kHz ~ 30MHz	3.44

#### B. Radiated emissions test :

Test Site	Measurement Frequency Range	U,(dB)
CB15	0.03 GHz ~ 0.2 GHz	4.17
	0.2 GHz ~ 1 GHz	4.72
	1 GHz ~ 6 GHz	5.21
	6 GHz ~ 18 GHz	5.51
	18 GHz ~ 26 GHz	3.69
	26 GHz ~ 40 GHz	4.23

#### C. Conducted test :

Test Item	U,(dB)
Output Power	1.06

#### NOTE:

Unless specifically mentioned, the uncertainty of measurement has not been taken into account to declare the compliance or non-compliance to the specification.

### 1.3 TEST ENVIRONMENT CONDITIONS

Test Item	Environment Condition	Test Voltage	Tested by
AC Power Line Conducted Emissions	20 °C, 73 %	AC 120V	Vincent Lee
Radiated emissions below 1 GHz	Refer to data	AC 120V	Jay Kao
Radiated emissions above 1 GHz	Refer to data	AC 120V	Jay Kao
Output Power	25.8 °C, 54 %	AC 120V	Tim Lee

**1.4 TABLE OF PARAMETERS OF TEST SOFTWARE SETTING**

Antenna Mode	SISO_Main					
Test Software	DRTU V.12.1947.0-10428					
Mode	2412 MHz	2437 MHz	2462 MHz	2467 MHz	2472 MHz	Data Rate
IEEE 802.11b	14.625	14.625	14.75	14.625	14.625	1 Mbps
IEEE 802.11g	14.875	14.875	14.75	14.75	14	6 Mbps
IEEE 802.11n (HT20)	14.875	14.875	14.75	14.875	14	MCS 0
Modulation Mode	2422 MHz	2437 MHz	2452 MHz	2457 MHz	2462 MHz	Data Rate
IEEE 802.11n (HT40)	14.75	14.75	14.75	14.625	14	MCS 0

RU Configuration Mode	2412 MHz				2437 MHz	2462 MHz	2467 MHz	2472 MHz	Data Rate
	Full	26 Tones	52 Tones	106 Tones	Full	Full	Full	Full	
IEEE 802.11ax (HEW20)	15.25	15.25	15.25	15.25	15.125	15	15	14	MCS 0
RU Configuration Mode	2422 MHz			2437 MHz	2452 MHz	2457 MHz	2462 MHz	Data Rate	
	Full	242 Tones		Full	Full	Full	Full		
IEEE 802.11ax (HEW40)	15	15		15	15	15	14	MCS 0	

Antenna Mode	SISO_Aux					
Test Software	DRTU V.12.1947.0-10428					
Modulation Mode	2412 MHz	2437 MHz	2462 MHz	2467 MHz	2472 MHz	Data Rate
IEEE 802.11b	14.625	14.625	14.625	14.625	14.5	1 Mbps
IEEE 802.11g	14.75	14.75	14.625	14.75	11	6 Mbps
IEEE 802.11n (HT20)	14.875	14.875	14.75	14.875	14	MCS 0
Modulation Mode	2422 MHz	2437 MHz	2452 MHz	2457 MHz	2462 MHz	Data Rate
IEEE 802.11n (HT40)	14.75	14.75	14.75	14.75	14.5	MCS 0

RU Configuration Mode	2412 MHz				2437 MHz	2462 MHz	2467 MHz	2472 MHz	Data Rate
	Full	26 Tones	52 Tones	106 Tones	Full	Full	Full	Full	
IEEE 802.11ax (HEW20)	15.125	15.125	15.125	15.125	15.125	15.375	15.375	14.875	MCS 0
RU Configuration Mode	2422 MHz			2437 MHz	2452 MHz	2457 MHz	2462 MHz	Data Rate	
	Full	242 Tones		Full	Full	Full	Full		
IEEE 802.11ax (HEW40)	15	15		15	15	15	14.5	MCS 0	

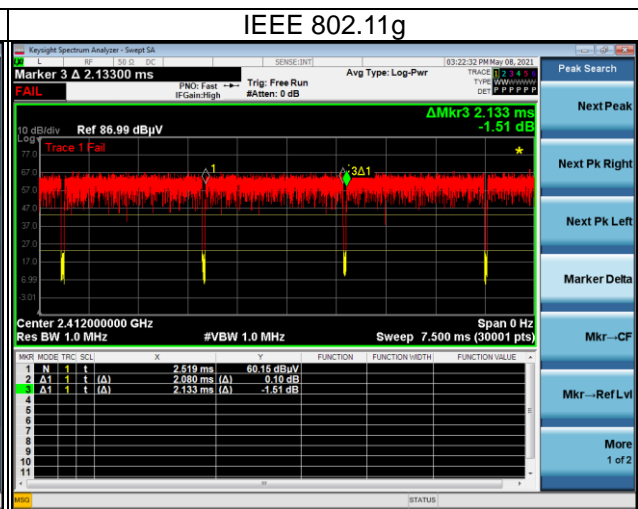
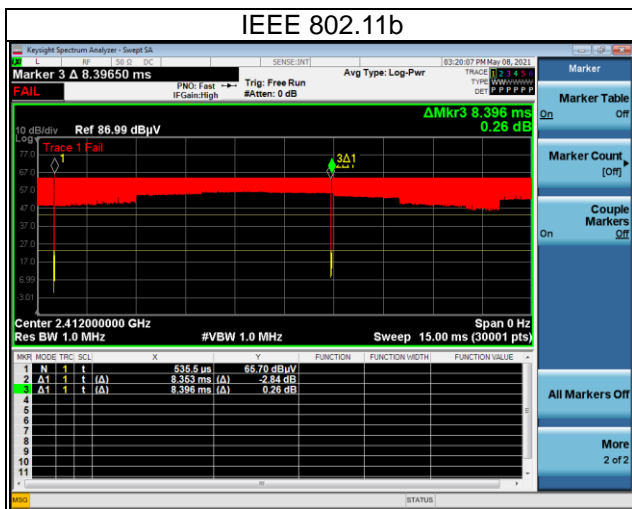
Antenna Mode	MIMO					
Test Software	DRTU V.12.1947.0-10428					
Modulation Mode	2412 MHz	2437 MHz	2462 MHz	2467 MHz	2472 MHz	Data Rate
IEEE 802.11n (HT20)	11.875	12	11.875	11.875	11	MCS 0
Modulation Mode	2422 MHz	2437 MHz	2452 MHz	2457 MHz	2462 MHz	Data Rate
IEEE 802.11n (HT40)	11.75		11.75	11.625	11.5	MCS 0

RU Configuration	2412 MHz				2437 MHz	2462 MHz	2467 MHz	2472 MHz	Data Rate
	Mode	Full	26 Tones	52 Tones	106 Tones	Full	Full	Full	
IEEE 802.11ax (HEW20)	12.5	12.5	12.5	12.5	12.5	12.375	12.375	11	MCS 0
RU Configuration	2422 MHz				2437 MHz	2452 MHz	2457 MHz	2462 MHz	Data Rate
	Mode	Full		242 Tones		Full	Full	Full	
IEEE 802.11ax (HEW40)	12.5		12.5		12.5	12.5	12.5	11.625	MCS 0

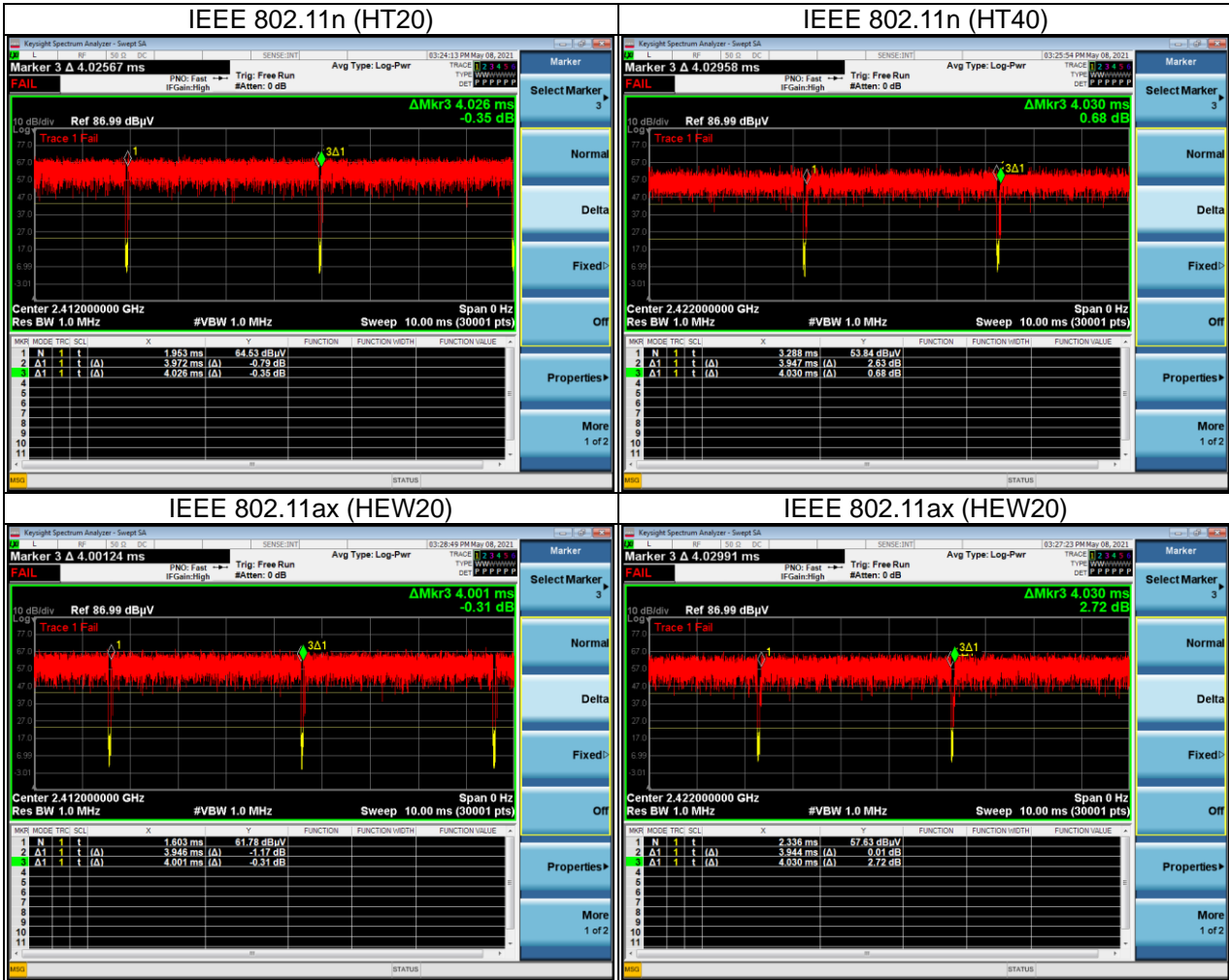
### 1.5 DUTY CYCLE

If duty cycle is  $\geq 98\%$ , duty factor is not required.  
 If duty cycle is  $< 98\%$ , duty factor shall be considered.

Remark	Delta 1			Delta 2	On Time/Period	10 log(1/Duty Cycle)
Mode	ON (ms)	Numbers (ON)	On Time (B) (ms)	Period (ON+OFF) (ms)	Duty Cycle (%)	Duty Factor (dB)
IEEE 802.11b	8.353	1	8.353	8.396	99.49%	0.02
IEEE 802.11g	2.080	1	2.080	2.133	97.52%	0.11
IEEE 802.11n (HT20)	3.972	1	3.972	4.026	98.66%	0.06
IEEE 802.11n (HT40)	3.947	1	3.947	4.030	97.94%	0.09
IEEE 802.11ax (HEW20)	3.946	1	3.946	4.001	98.63%	0.06
IEEE 802.11ax (HEW40)	3.944	1	3.944	4.030	97.87%	0.09







## 2 GENERAL INFORMATION

### 2.1 DESCRIPTION OF EUT

Equipment	Notebook Computer
Model Name	Lenovo 300w Gen 3xxxxxxx (The "x" in model name can be 0 to 9, A to Z, a to z, "-" or blank, for marketing purpose only)
Brand Name	Lenovo
Model Difference	Different model distribute to different area.
Power Source	DC voltage supplied from External Power Supply. (Lenovo/ADLX45YLC3D)
Power Rating	I/P: 100-240V~1.3A 50-60Hz O/P: 20.0V---2.25A 45.0W / 15.0V---3.0A / 9.0V---2.0A / 5.0V---2.0A 10.0W
Products Covered	1 * Adapter: Lenovo/ADLX45YLC3D
WIFI+BT Module	Intel® Wi-Fi 6 AX200 / AX200NGW
Operation Band	2400 MHz ~ 2483.5 MHz
Operation Frequency	2412 MHz ~ 2472 MHz
Modulation Technology	IEEE 802.11b: DSSS IEEE 802.11g: OFDM IEEE 802.11n: OFDM IEEE 802.11ax: OFDMA
Transfer Rate	IEEE 802.11b: 11/5.5/2/1 Mbps IEEE 802.11g: 54/48/36/24/18/12/9/6 Mbps IEEE 802.11n/ax: up to 573.5 Mbps
Maximum Output Power (SISO-Main)	IEEE 802.11b: 16.56 dBm (0.0453 W) IEEE 802.11g: 22.84 dBm (0.1923 W) IEEE 802.11n (HT20): 22.13 dBm (0.1633 W) IEEE 802.11n (HT40): 22.81 dBm (0.1910 W) IEEE 802.11ax (HEW20): 24.05 dBm (0.2541 W) IEEE 802.11ax (HEW40): 22.26 dBm (0.1683 W)
Maximum Output Power (SISO-Aux)	IEEE 802.11b: 16.68 dBm (0.0466 W) IEEE 802.11g: 19.73 dBm (0.0940 W) IEEE 802.11n (HT20): 22.25 dBm (0.1679 W) IEEE 802.11n (HT40): 22.94 dBm (0.1968 W) IEEE 802.11ax (HEW20): 23.88 dBm (0.2443 W) IEEE 802.11ax (HEW40): 22.74 dBm (0.1879 W)
Maximum Output Power (MIMO)	IEEE 802.11n (HT20): 24.92 dBm (0.3108 W) IEEE 802.11n (HT20): 24.33 dBm (0.2710 W) IEEE 802.11ax (HEW20): 27.12 dBm (0.5156 W) IEEE 802.11ax (HEW40): 26.61 dBm (0.4584 W)
Test Model	Lenovo 300w Gen 3
Sample Status	Engineering Sample
EUT Modification(s)	N/A

**NOTE:**

(1) For a more detailed features description, please refer to the manufacturer's specifications or the user's manual.

(2) Channel List:

Channel	Frequency (MHz)	Channel	Frequency (MHz)	Channel	Frequency (MHz)
01	2412	06	2437	11	2462
02	2417	07	2442	12	2467
03	2422	08	2447	13	2472
04	2427	09	2452		
05	2432	10	2457		

(3) Table for Filed Antenna:

Antenna	Manufacture	Part Number	Type	Connector	Frequency Range (MHz)	Gain (dBi)
Main	INPAQ Corporation	025.901U5.0001	PIFA	I-PEX	2400-2500	-0.14
					5150-5350	1.09
					5470-5725	-0.33
					5725-5850	-0.68
Aux	INPAQ Corporation	025.901U6.0001	PIFA	I-PEX	2400-2500	-2.22
					5150-5350	1.87
					5740-5725	-0.98
					5725-5850	-1.40

Antenna	Manufacture	Part Number	Type	Connector	Frequency Range (MHz)	Gain (dBi)
Main	AWAN	025.901U7.0001	PIFA	I-PEX	2400-2500	-0.60
					5150-5350	-2.18
					5470-5725	-2.10
					5725-5850	-2.08
Aux	AWAN	025.901U8.0001	PIFA	I-PEX	2400-2500	0.45
					5150-5350	-1.00
					5740-5725	-1.37
					5725-5850	-1.37

NOTE: Since the antenna gain of Antenna \_ AWAN is the highest one among all, Antenna \_ AWAN had used for testing.

**2.2 TEST MODES**

Test Items	Test mode	Channel	Note
AC power line conducted emissions	Normal/Idle	-	-
Transmitter Radiated Emissions (below 1GHz)	IEEE 802.11g	13	-
Transmitter Radiated Emissions (above 1GHz)	IEEE 802.11b	01/11/12/13	Bandedge
	IEEE 802.11g		
	IEEE 802.11n (HT20)		
	IEEE 802.11ax (HEW20)		
	IEEE 802.11n (HT40)	03/09/10/11	
	IEEE 802.11ax (HEW40)		
Transmitter Radiated Emissions (above 1GHz)	IEEE 802.11b	01/06/11/12/13	Harmonic
	IEEE 802.11g		
	IEEE 802.11n (HT20)		
	IEEE 802.11ax (HEW20)		
	IEEE 802.11n (HT40)	03/06/09/10/11	
	IEEE 802.11ax (HEW40)		
Output Power	IEEE 802.11b	01/06/11/12/13	-
	IEEE 802.11g		
	IEEE 802.11n (HT20)		
	IEEE 802.11ax (HEW20)		
	IEEE 802.11n (HT40)	03/06/09/10/11	
	IEEE 802.11ax (HEW40)		

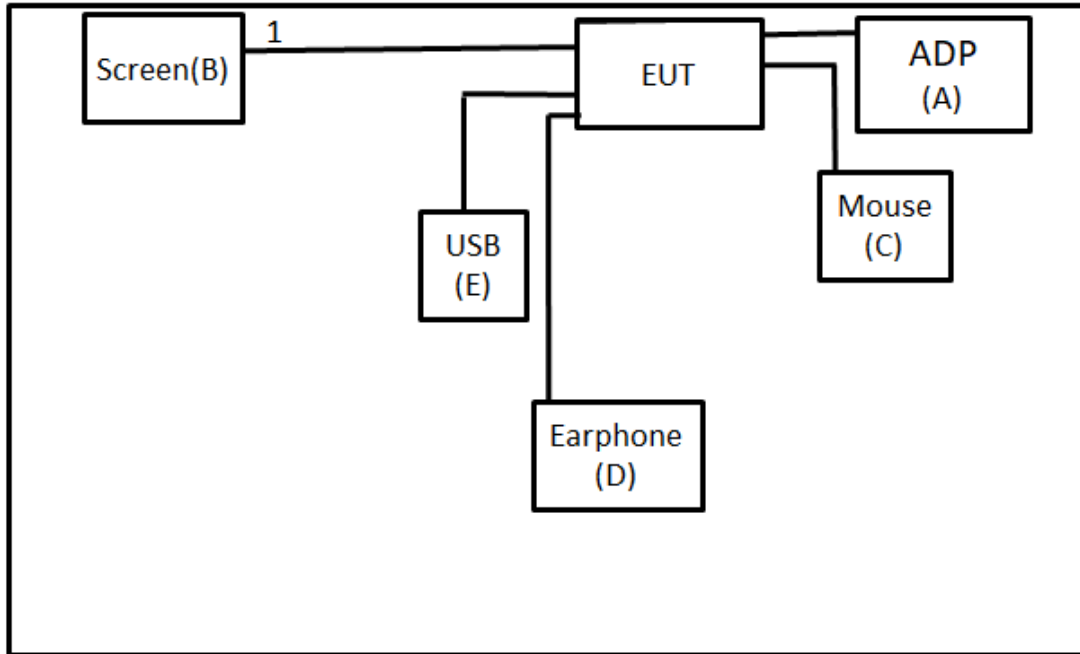
**NOTE:**

- (1) The Radiated emissions test was verified based on the worst conducted power and Bandwidth test results reported in the original report.
- (2) For radiated emission band edge test, both Vertical and Horizontal are evaluated, but only the worst case (Horizontal) is recorded.
- (3) All X, Y and Z axes are evaluated, but only the worst case (Y axis) is recorded.
- (4) For IEEE 802.11b and IEEE 802.11g modes, only SISO mode is supported.
- (5) For IEEE 802.11ax modes, refer to TCB Workshop presentations on October 3, 2018, after evaluated, all testing are performed under fully loaded conditions (Full RU). In the test data, only the partially loaded conditions data are marked with tones.

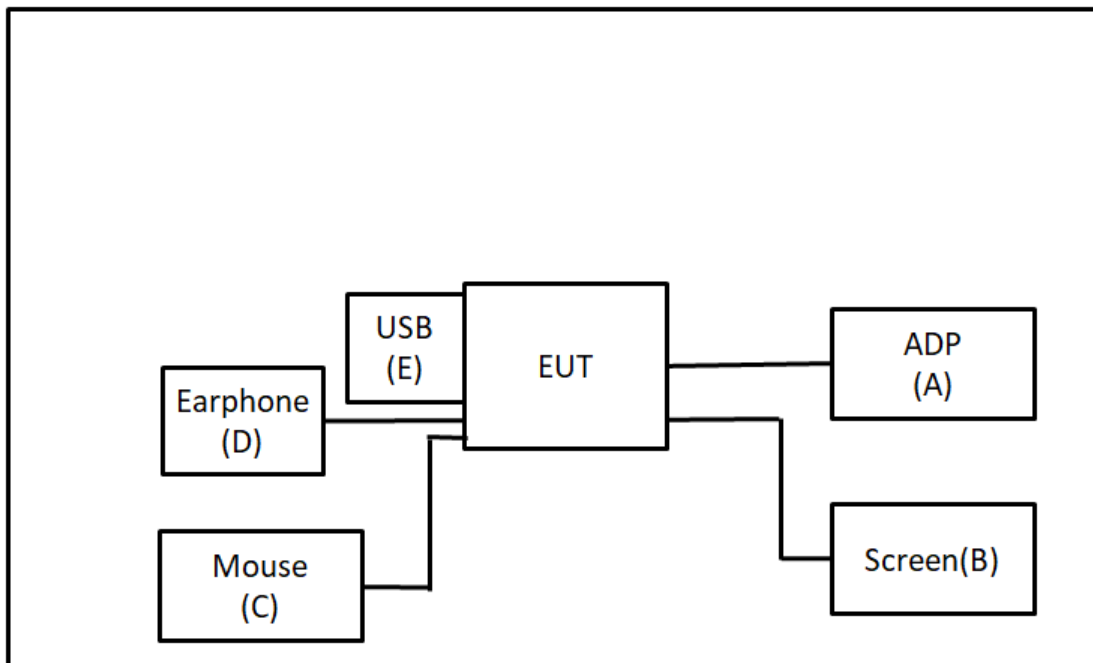
**2.3 BLOCK DIAGRAM SHOWING THE CONFIGURATION OF SYSTEM TESTED**

Equipment letters and Cable numbers refer to item numbers described in the tables of clause 2.4.

AC Power Line Conducted Emissions Test



Radiated Emissions Test



**2.4 SUPPORT UNITS**

Item	Equipment	Brand	Model No.	Series No.	Remarks
A	ADP	Lenovo	ADLX45YLC3D	N/A	Supplied by test requester.
B	Screen	ASUS	MX27U	N/A	Furnished by test lab.
C	Mouse	ACER	MP-368	N/A	Furnished by test lab.
D	Earphone	Sony	MDR-E9LP	N/A	Furnished by test lab.
E	USB	Kingston	C7052-322.AOOL F	N/A	Furnished by test lab.

Item	Shielded	Ferrite Core	Length	Cable Type	Remarks
1	N/A	N/A	1.8m	HDMI Cable	Furnished by test lab.

### 3 AC POWER LINE CONDUCTED EMISSIONS TEST

#### 3.1 LIMIT

Frequency (MHz)	Limit (dB $\mu$ V)	
	Quasi-peak	Average
0.15 - 0.5	66 - 56 *	56 - 46 *
0.50 - 5.0	56	46
5.0 - 30.0	60	50

**NOTE:**

- (1) The tighter limit applies at the band edges.
- (2) The limit of " \* " marked band means the limitation decreases linearly with the logarithm of the frequency in the range.
- (3) The test result calculated as following:  
 Measurement Value = Reading Level + Correct Factor  
 Correct Factor = Insertion Loss + Cable Loss + Attenuator Factor (if use)  
 Margin Level = Measurement Value – Limit Value  
 Calculation example:

Reading Level		Correct Factor		Measurement Value
38.22	+	3.45	=	41.67

Measurement Value		Limit Value		Margin Level
41.67	-	60	=	-18.33

The following table is the setting of the receiver.

Receiver Parameter	Setting
Attenuation	10 dB
Start Frequency	0.15 MHz
Stop Frequency	30 MHz
IF Bandwidth	9 KHz

#### 3.2 TEST PROCEDURE

- a. The EUT was placed 0.8 m above the horizontal ground plane with the EUT being connected to the power mains through a line impedance stabilization network (LISN).  
 All other support equipment were powered from an additional LISN(s).  
 The LISN provides 50 Ohm/50uH of impedance for the measuring instrument.
- b. Interconnecting cables that hang closer than 40 cm to the ground plane shall be folded back and forth in the center forming a bundle to keep the cable above 40 cm.
- c. Excess I/O cables that are not connected to a peripheral shall be bundled in the center.  
 The end of the cable will be terminated, using the correct terminating impedance.  
 The overall length shall not exceed 1 m.
- d. The LISN is spaced at least 80 cm from the nearest part of the EUT chassis.
- e. For the actual test configuration, please refer to the related Item - EUT TEST PHOTO.

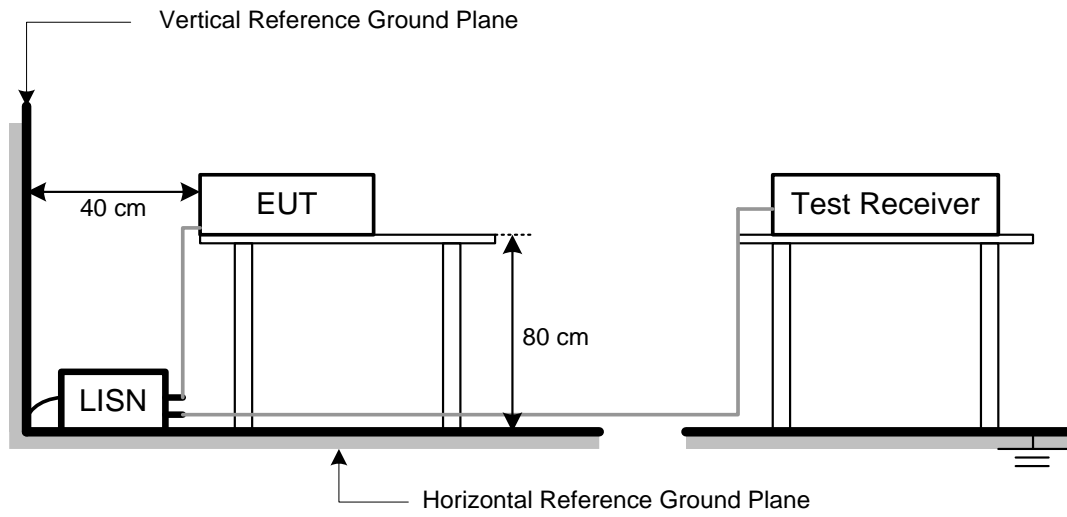
**NOTE:**

- (1) In the results, each reading is marked as Peak, QP or AVG per the detector used.  
 BW=9 kHz (6 dB Bandwidth)
- (2) All readings are Peak unless otherwise stated QP or AVG in column of Note. Both the QP and the AVG readings must be less than the limit for compliance.

#### 3.3 DEVIATION FROM TEST STANDARD

No deviation.

### 3.4 TEST SETUP



### 3.5 TEST RESULT

Please refer to the APPENDIX A.



## 4 RADIATED EMISSIONS TEST

### 4.1 LIMIT

In case the emission fall within the restricted band specified on 15.205, then the 15.209 limit in the table below has to be followed.

#### LIMITS OF RADIATED EMISSIONS MEASUREMENT (9 kHz to 1000 MHz)

Frequency (MHz)	Field Strength (microvolts/meter)	Measurement Distance (meters)
0.009~0.490	2400/F(KHz)	300
0.490~1.705	24000/F(KHz)	30
1.705~30.0	30	30
30~88	100	3
88~216	150	3
216~960	200	3
960~1000	500	3

#### LIMITS OF RADIATED EMISSIONS MEASUREMENT (Above 1000 MHz)

Frequency (MHz)	Radiated Emissions (dBuV/m)		Measurement Distance (meters)
	Peak	Average	
Above 1000	74	54	3

#### NOTE:

- (1) The limit for radiated test was performed according to FCC Part 15, Subpart C.
- (2) The tighter limit applies at the band edges.
- (3) Emission level (dBuV/m)=20log Emission level (uV/m).
- (4) The test result calculated as following:

Measurement Value = Reading Level + Correct Factor

Correct Factor = Antenna Factor + Cable Loss - Amplifier Gain(if use)

Margin Level = Measurement Value - Limit Value

Calculation example:

Reading Level		Correct Factor		Measurement Value
19.11	+	2.11	=	21.22

Measurement Value		Limit Value		Margin Level
21.22	-	54	=	-32.78

Spectrum Parameter	Setting
Attenuation	Auto
Start Frequency	1000 MHz
Stop Frequency	10th carrier harmonic
RBW / VBW (Emission in restricted band)	1MHz / 3MHz for Peak, 1MHz / 1/T for Average

Spectrum Parameter	Setting
Attenuation	Auto
Start ~ Stop Frequency	9KHz~90KHz for PK/AVG detector
Start ~ Stop Frequency	90KHz~110KHz for QP detector
Start ~ Stop Frequency	110KHz~490KHz for PK/AVG detector
Start ~ Stop Frequency	490KHz~30MHz for QP detector
Start ~ Stop Frequency	30MHz~1000MHz for QP detector

#### 4.2 TEST PROCEDURE

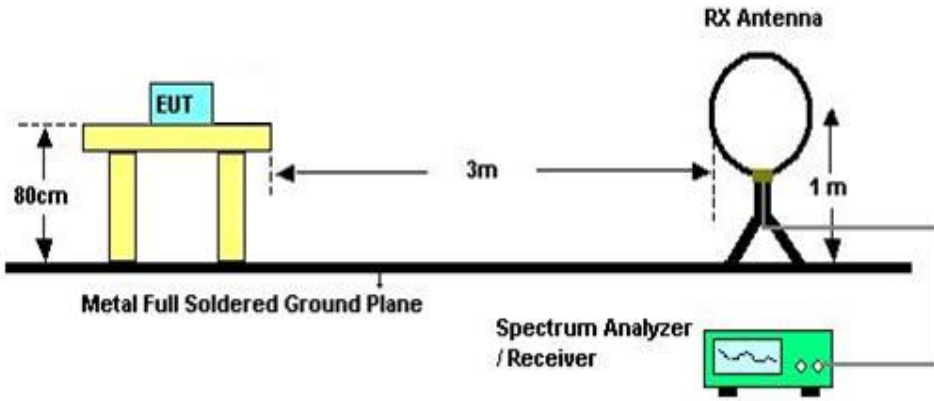
- a. The measuring distance of 3 m shall be used for measurements. The EUT was placed on the top of a rotating table 0.8 meter above the ground at a 3 meter semi-anechoic chamber. The table was rotated 360 degrees to determine the position of the highest radiation.(below 1GHz)
- b. The measuring distance of 3 m shall be used for measurements. The EUT was placed on the top of a rotating table 1.5 meter above the ground at a 3 meter semi-anechoic chamber. The table was rotated 360 degrees to determine the position of the highest radiation.(above 1GHz)
- c. The height of the equipment or of the substitution antenna shall be 0.8 m or 1.5 m, the height of the test antenna shall vary between 1 m to 4 m. Both horizontal and vertical polarizations of the antenna are set to make the measurement.
- d. For each suspected emission, the EUT was arranged to its worst case and then the antenna was tuned to heights find the maximum reading (used Bore sight function).
- e. The receiver system was set to peak and average detect function and specified bandwidth with maximum hold mode when the test frequency is above 1GHz.
- f. The initial step in collecting radiated emission data is a receiver peak detector mode pre-scanning the measurement frequency range. Significant peaks are then marked and then Quasi Peak detector mode re-measured.
- g. All readings are Peak unless otherwise stated QP in column of Note. Peak denotes that the Peak reading compliance with the QP Limits and then QP Mode measurement didn't perform. (below 1GHz)
- h. All readings are Peak Mode value unless otherwise stated AVG in column of Note. If the Peak Mode Measured value compliance with the Peak Limits and lower than AVG Limits, the EUT shall be deemed to meet both Peak & AVG Limits and then only Peak Mode was measured, but AVG Mode didn't perform. (above 1GHz)
- i. For the actual test configuration, please refer to the related Item – EUT TEST PHOTO.

#### 4.3 DEVIATION FROM TEST STANDARD

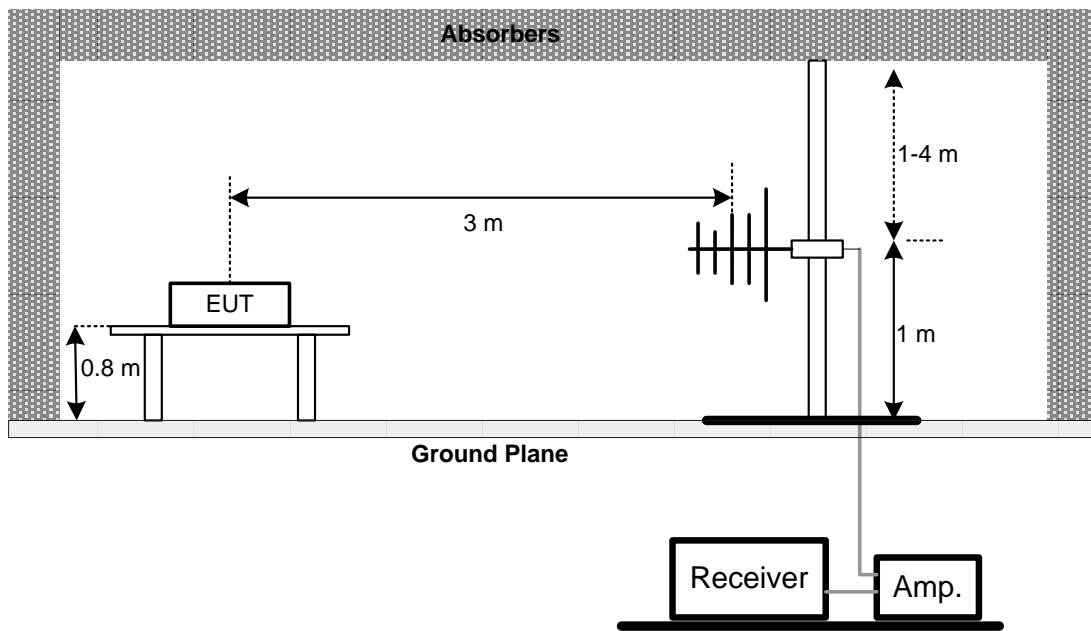
No deviation.

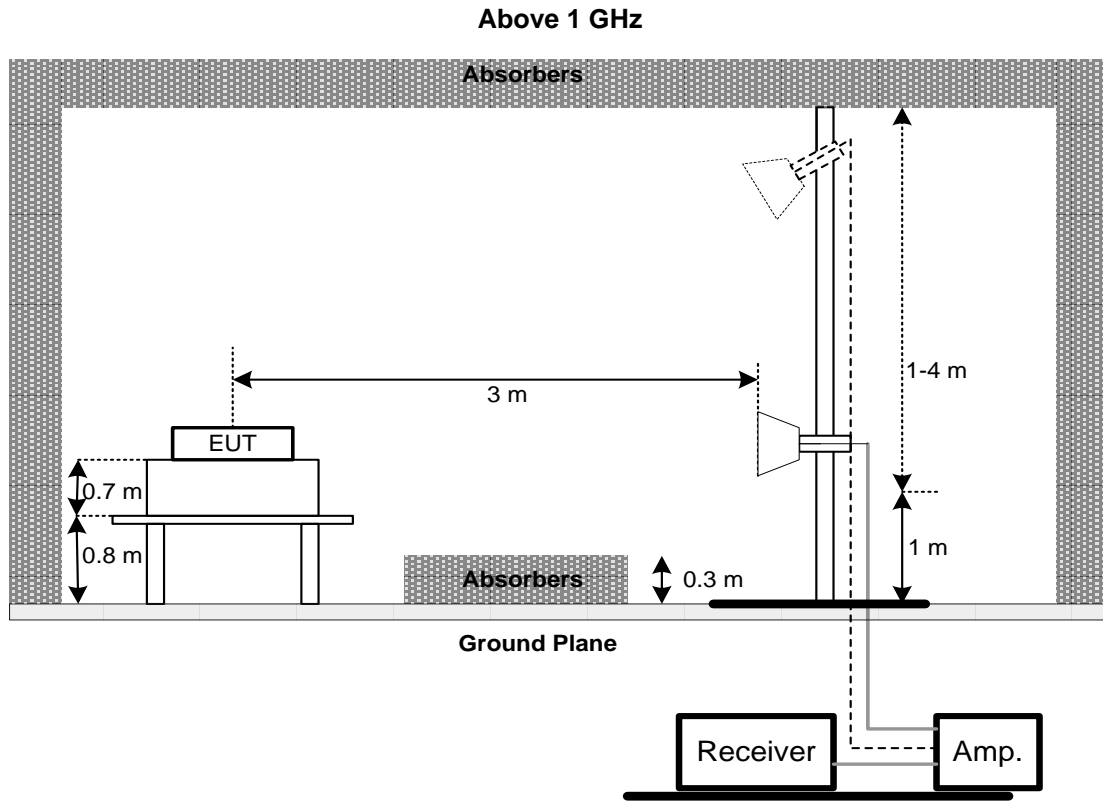
## 4.4 TEST SETUP

9 kHz to 30 MHz



30 MHz to 1 GHz





#### 4.5 EUT OPERATING CONDITIONS

The EUT was programmed to be in continuously transmitting mode.

NOTE:

- (1) Distance extrapolation factor =  $40 \log (\text{specific distance} / \text{test distance})$  (dB).
- (2) Limit line = specific limits (dBuV) + distance extrapolation factor.

#### 4.6 TEST RESULT – 30 MHZ TO 1 GHZ

Please refer to the APPENDIX B.

#### 4.7 TEST RESULT – ABOVE 1 GHZ

Please refer to the APPENDIX C.

NOTE:

- (1) No limit: This is fundamental signal, the judgment is not applicable. For fundamental signal judgment was referred to Peak output test.

**5 OUTPUT POWER TEST****5.1 LIMIT**

FCC Part15, Subpart C (15.247)		
Section	Test Item	Limit
15.247(b)	Maximum Output Power	1 Watt or 30dBm

**5.2 TEST PROCEDURE**

- a. The EUT was directly connected to the power meter and antenna output port as show in the block diagram below.
- b. The maximum peak conducted output power was performed in accordance with FCC KDB 558074 D01 15.247 Meas Guidance.
- c. Subclause 11.9.1.1 of ANSI C63.10 is applied. The maximum peak conducted output power may be measured using a broadband peak RF power meter. The power meter shall have a video bandwidth that is greater than or equal to the DTS bandwidth and shall use a fast-responding diode detector.

**5.3 DEVIATION FROM TEST STANDARD**

No deviation.

**5.4 TEST SETUP****5.5 EUT OPERATING CONDITIONS**

The EUT was programmed to be in continuously transmitting mode.

**5.6 TEST RESULT**

Please refer to the APPENDIX D.

## 6 LIST OF MEASURING EQUIPMENTS

AC Power Line Conducted Emissions						
Item	Kind of Equipment	Manufacturer	Type No.	Serial No.	Calibrated Date	Calibrated Until
1	TWO-LINE V-NETWORK	R&S	ENV216	101050	2020/6/11	2021/6/10
2	Test Cable	EMCI	EMC400-BM-BM-5000	170501	2020/6/8	2021/6/7
3	EMI Test Receiver	R&S	ESCI	100080	2020/6/15	2021/6/14
4	Measurement Software	EZ	EZ EMC (Version NB-03A1-01)	N/A	N/A	N/A

Radiated Emissions						
Item	Kind of Equipment	Manufacturer	Type No.	Serial No.	Calibrated Date	Calibrated Until
1	Preamplifier	EMCI	EMC02325B	980217	2020/4/10	2021/4/9
2	Preamplifier	EMCI	EMC012645B	980267	2020/4/10	2021/4/9
3	Test Cable	EMCI	EMC-SM-SM-1000	180809	2020/4/10	2021/4/9
4	Test Cable	EMCI	EMC104-SM-SM-3000	151205	2020/4/10	2021/4/9
5	Test Cable	EMCI	EMC-SM-SM-7000	180408	2020/4/10	2021/4/9
6	MXE EMI Receiver	Agilent	N9038A	MY554200087	2020/6/10	2021/6/9
7	Signal Analyzer	Agilent	N9010A	MY56480554	2020/8/25	2021/8/24
8	Horn Ant	SCHWARZBECK	BBHA 9120D	9120D-1342	2020/6/12	2021/6/11
9	Horn Ant	Schwarzbeck	BBHA 9170	BBHA 9170340	2020/7/9	2021/7/8
10	Loop Ant	Electro-Metrics	EMCI-LPA600	274	2020/6/16	2021/6/15
11	Trilog-Broadband Antenna	Schwarzbeck	VULB 9168	VULB 9168-352	2020/7/24	2021/7/23
12	5dB Attenuator	EMCI	EMCI-N-6-05	AT-N0625	2020/7/24	2021/7/23
13	Measurement Software	EZ	EZ EMC (Version NB-03A1-01)	N/A	N/A	N/A

Output Power						
Item	Kind of Equipment	Manufacturer	Type No.	Serial No.	Calibrated Date	Calibrated Until
1	Power Meter	Anritsu	ML2487A	6K00004714	2020/9/3	2021/9/2
2	Power Sensor	Anritsu	MA2491A	034138	2020/9/3	2021/9/2

Remark: "N/A" denotes no model name, no serial no. or no calibration specified.  
All calibration period of equipment list is one year.

**7 EUT TEST PHOTO**

Please refer to document Appendix No.: TP-2102T172B-FCCP-1 (APPENDIX-TEST PHOTOS).

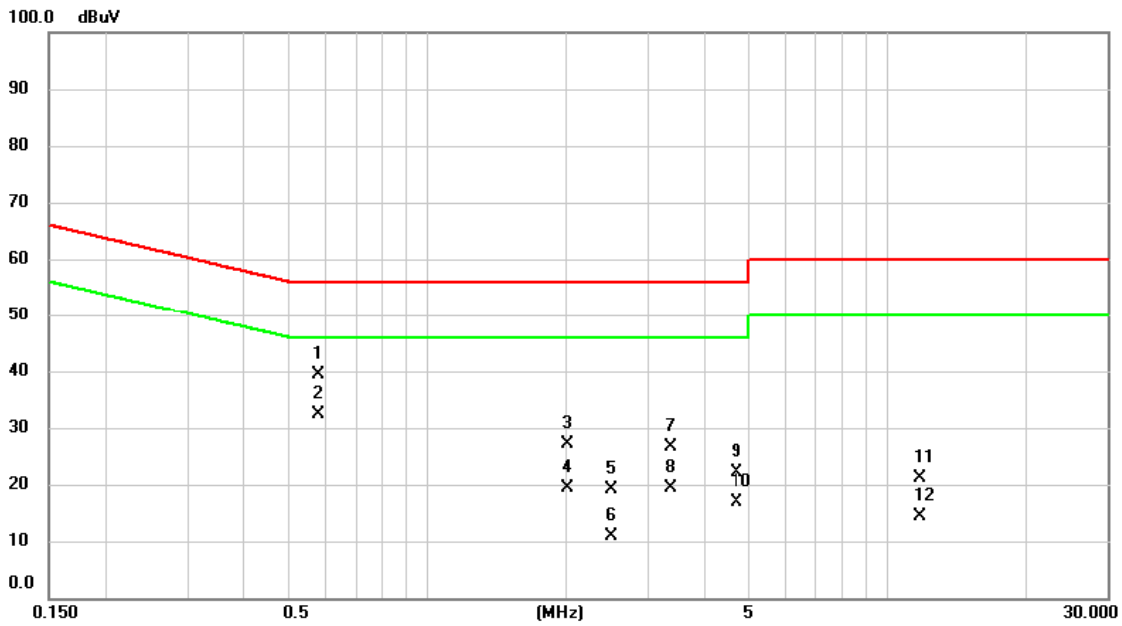
**8 EUT PHOTOS**

Please refer to document Appendix No.: EP-2102T172B-1 (APPENDIX-EUT PHOTOS).

## **APPENDIX A AC POWER LINE CONDUCTED EMISSIONS**



Test Mode	Normal	Tested Date	2021/3/24
Test Frequency	-	Phase	Line

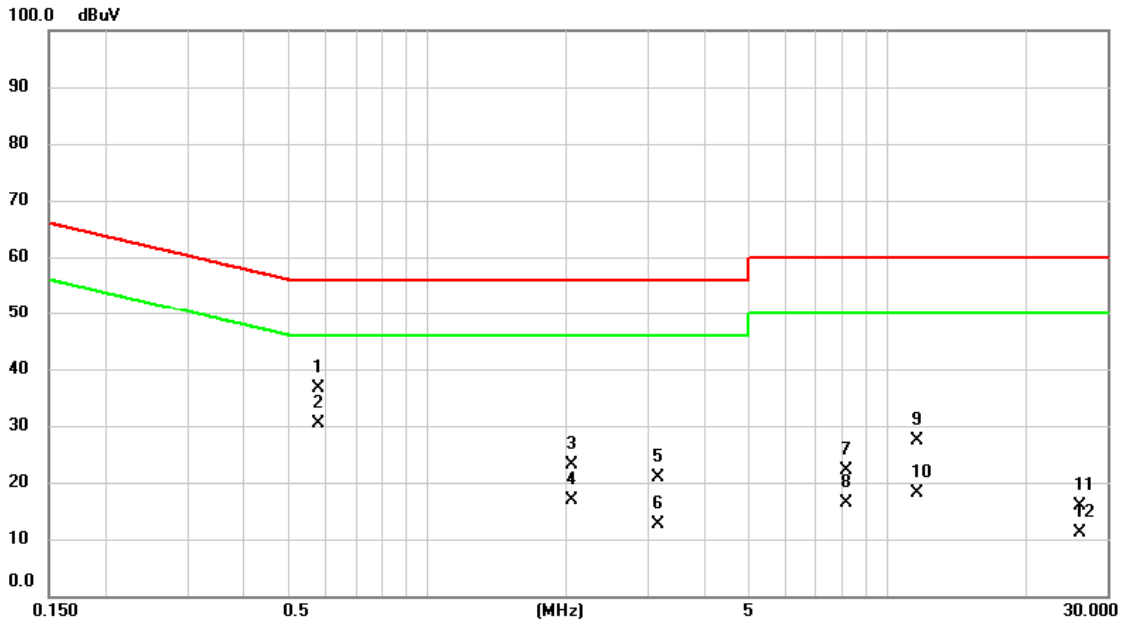


No.	Mk.	Freq. MHz	Reading Level dBuV	Correct Factor dB	Measure- ment dBuV	Limit dBuV	Margin dB	Detector	Comment
1		0.5820	29.82	9.68	39.50	56.00	-16.50	QP	
2	*	0.5820	22.74	9.68	32.42	46.00	-13.58	AVG	
3		2.0108	17.37	9.74	27.11	56.00	-28.89	QP	
4		2.0108	9.60	9.74	19.34	46.00	-26.66	AVG	
5		2.5080	9.44	9.76	19.20	56.00	-36.80	QP	
6		2.5080	1.05	9.76	10.81	46.00	-35.19	AVG	
7		3.3608	16.85	9.77	26.62	56.00	-29.38	QP	
8		3.3608	9.65	9.77	19.42	46.00	-26.58	AVG	
9		4.6815	12.29	9.81	22.10	56.00	-33.90	QP	
10		4.6815	7.07	9.81	16.88	46.00	-29.12	AVG	
11		11.7758	11.24	9.93	21.17	60.00	-38.83	QP	
12		11.7758	4.33	9.93	14.26	50.00	-35.74	AVG	

**REMARKS:**

- (1) Measurement Value = Reading Level + Correct Factor.
- (2) Margin Level = Measurement Value - Limit Value.

Test Mode	Normal	Tested Date	2021/3/24
Test Frequency	-	Phase	Neutral

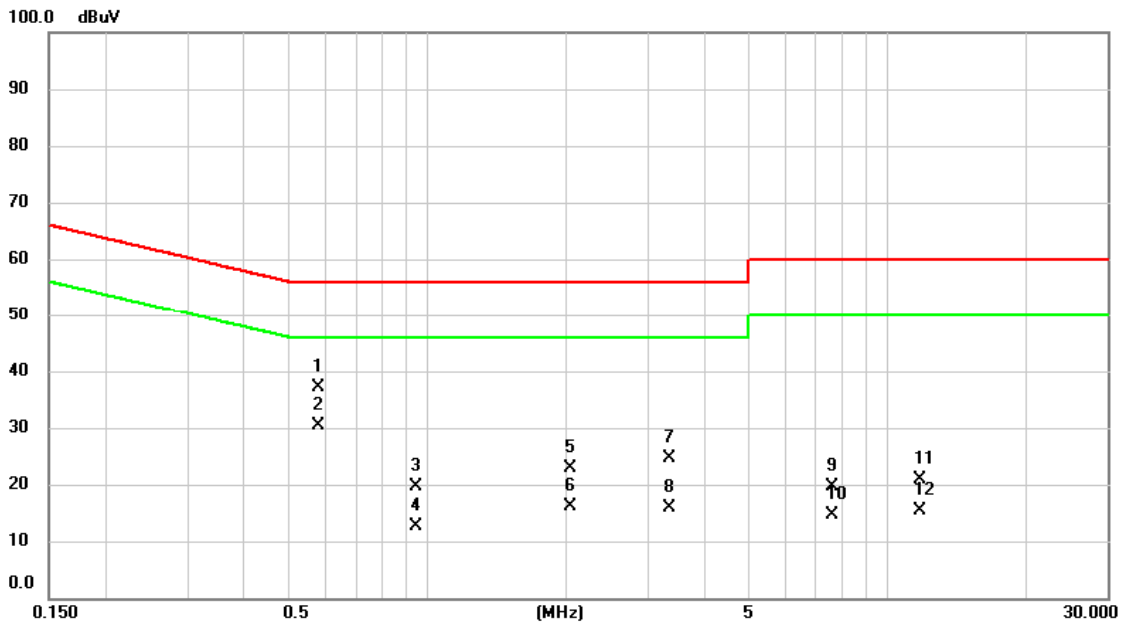


No.	Mk.	Freq. MHz	Reading Level dBuV	Correct Factor dB	Measure- ment dBuV	Limit dBuV	Margin dB	Detector	Comment
1		0.5797	27.02	9.68	36.70	56.00	-19.30	QP	
2	*	0.5797	20.68	9.68	30.36	46.00	-15.64	AVG	
3		2.0512	13.47	9.74	23.21	56.00	-32.79	QP	
4		2.0512	7.02	9.74	16.76	46.00	-29.24	AVG	
5		3.1583	11.08	9.76	20.84	56.00	-35.16	QP	
6		3.1583	2.95	9.76	12.71	46.00	-33.29	AVG	
7		8.1600	12.21	9.89	22.10	60.00	-37.90	QP	
8		8.1600	6.50	9.89	16.39	50.00	-33.61	AVG	
9		11.5844	17.51	9.93	27.44	60.00	-32.56	QP	
10		11.5844	8.10	9.93	18.03	50.00	-31.97	AVG	
11		26.1780	6.04	9.95	15.99	60.00	-44.01	QP	
12		26.1780	1.14	9.95	11.09	50.00	-38.91	AVG	

**REMARKS:**

- (1) Measurement Value = Reading Level + Correct Factor.
- (2) Margin Level = Measurement Value - Limit Value.

Test Mode	Idle	Tested Date	2021/3/24
Test Frequency	-	Phase	Line

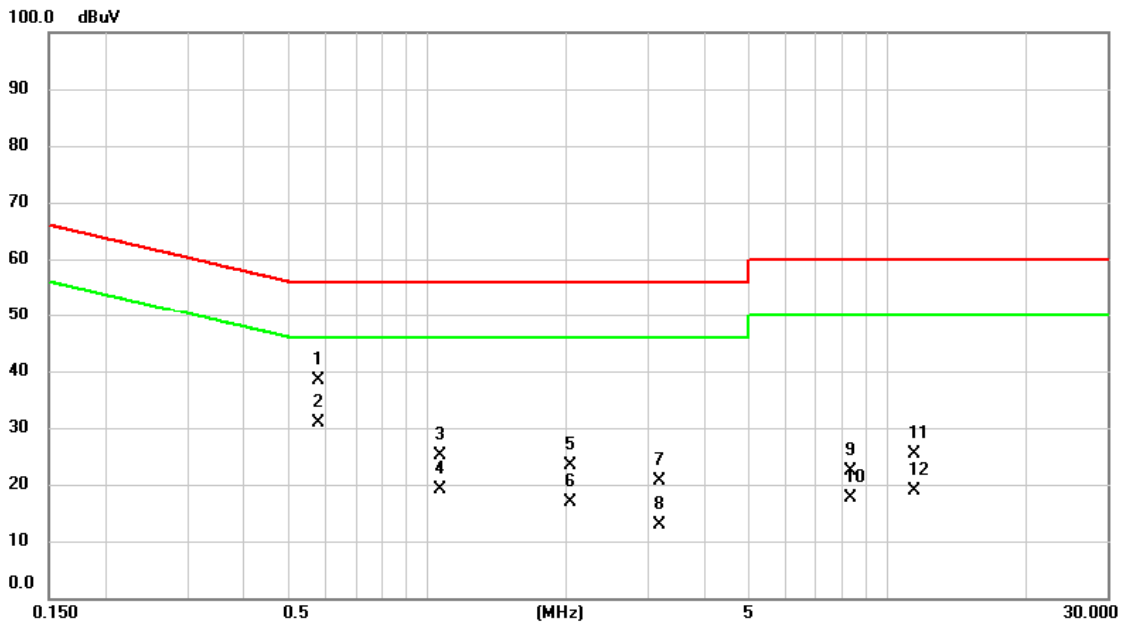


No.	Mk.	Freq. MHz	Reading Level dBuV	Correct Factor dB	Measure- ment dBuV	Limit dBuV	Margin dB	Detector	Comment
1		0.5797	27.33	9.68	37.01	56.00	-18.99	QP	
2	*	0.5797	20.71	9.68	30.39	46.00	-15.61	AVG	
3		0.9442	9.95	9.69	19.64	56.00	-36.36	QP	
4		0.9442	3.05	9.69	12.74	46.00	-33.26	AVG	
5		2.0400	13.19	9.74	22.93	56.00	-33.07	QP	
6		2.0400	6.32	9.74	16.06	46.00	-29.94	AVG	
7		3.3360	14.91	9.77	24.68	56.00	-31.32	QP	
8		3.3360	6.20	9.77	15.97	46.00	-30.03	AVG	
9		7.5885	9.84	9.88	19.72	60.00	-40.28	QP	
10		7.5885	4.87	9.88	14.75	50.00	-35.25	AVG	
11		11.7938	11.00	9.93	20.93	60.00	-39.07	QP	
12		11.7938	5.56	9.93	15.49	50.00	-34.51	AVG	

**REMARKS:**

- (1) Measurement Value = Reading Level + Correct Factor.
- (2) Margin Level = Measurement Value - Limit Value.

Test Mode	Idle	Tested Date	2021/3/24
Test Frequency	-	Phase	Neutral



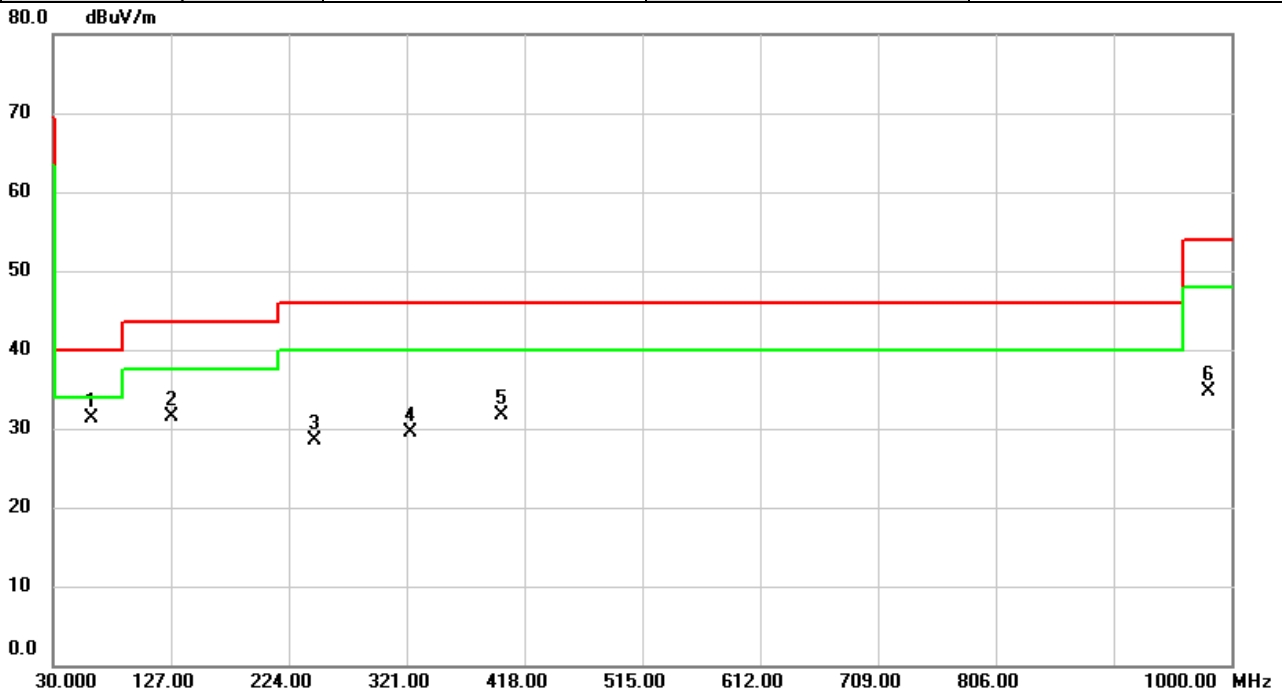
No.	Mk.	Freq. MHz	Reading Level dBuV	Correct Factor dB	Measure- ment dBuV	Limit dBuV	Margin dB	Detector	Comment
1		0.5797	28.64	9.68	38.32	56.00	-17.68	QP	
2	*	0.5797	21.30	9.68	30.98	46.00	-15.02	AVG	
3		1.0680	15.51	9.69	25.20	56.00	-30.80	QP	
4		1.0680	9.46	9.69	19.15	46.00	-26.85	AVG	
5		2.0468	13.69	9.74	23.43	56.00	-32.57	QP	
6		2.0468	7.23	9.74	16.97	46.00	-29.03	AVG	
7		3.1762	10.85	9.76	20.61	56.00	-35.39	QP	
8		3.1762	3.04	9.76	12.80	46.00	-33.20	AVG	
9		8.3018	12.40	9.90	22.30	60.00	-37.70	QP	
10		8.3018	7.84	9.90	17.74	50.00	-32.26	AVG	
11		11.4113	15.55	9.93	25.48	60.00	-34.52	QP	
12		11.4113	8.99	9.93	18.92	50.00	-31.08	AVG	

**REMARKS:**

- (1) Measurement Value = Reading Level + Correct Factor.
- (2) Margin Level = Measurement Value - Limit Value.

## **APPENDIX B    RADIATED EMISSIONS - 30 MHZ TO 1 GHZ**

Test Mode	IEEE802.11g	Test Date	2021/3/29
Test Frequency	2472MHz	Polarization	Vertical
Temp	22°C	Hum.	67%

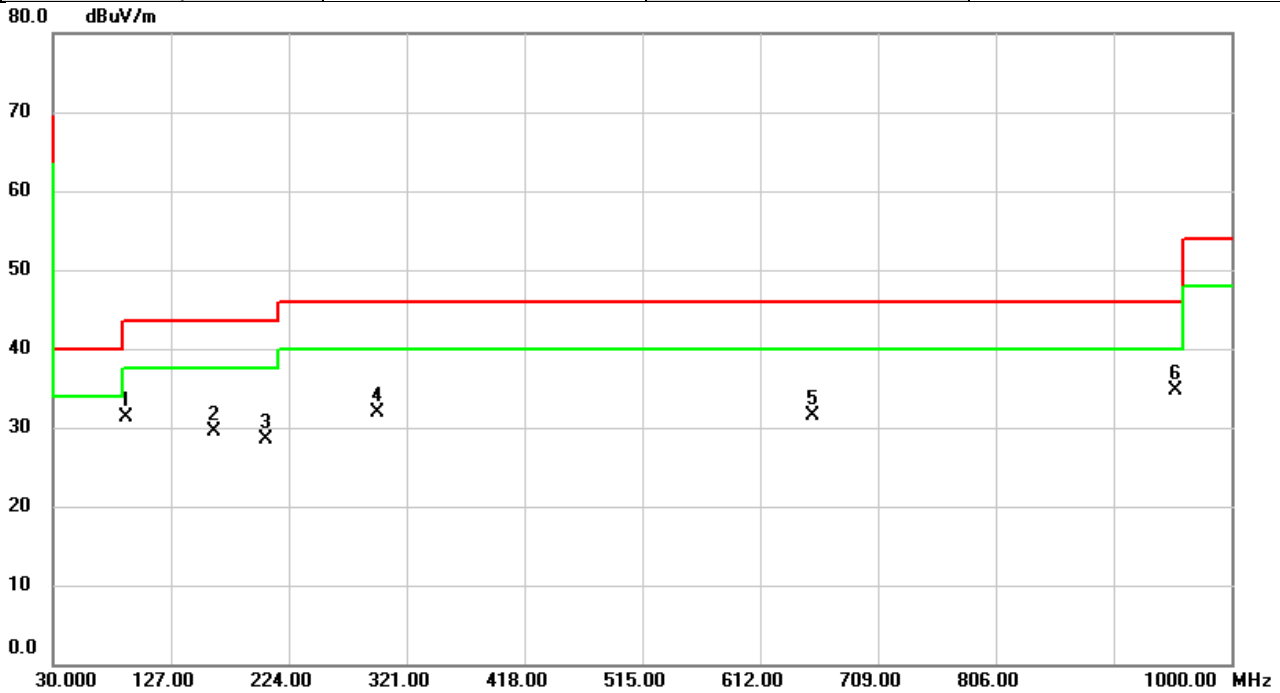


No.	Mk.	Freq. MHz	Reading Level dBuV	Correct Factor dB	Measurement dBuV/m	Limit dBuV/m	Over dB	Detector	Comment
1	*	61.5250	40.33	-8.98	31.35	40.00	-8.65	peak	
2		128.0023	41.15	-9.64	31.51	43.50	-11.99	peak	
3		245.3400	37.91	-9.46	28.45	46.00	-17.55	peak	
4		324.2010	36.18	-6.77	29.41	46.00	-16.59	peak	
5		399.1172	36.58	-4.85	31.73	46.00	-14.27	peak	
6		980.6646	29.21	5.46	34.67	54.00	-19.33	peak	

**REMARKS:**

- (1) Measurement Value = Reading Level + Correct Factor.
- (2) Margin Level = Measurement Value - Limit Value.

Test Mode	IEEE802.11g	Test Date	2021/3/29
Test Frequency	2472MHz	Polarization	Horizontal
Temp	22°C	Hum.	67%



No.	Mk.	Freq.	Reading Level	Correct Factor	Measurement	Limit	Over	Detector	Comment
		MHz	dBuV	dB	dBuV/m	dBuV/m	dB		
1		90.2045	45.95	-14.74	31.21	43.50	-12.29	peak	
2		163.0515	37.95	-8.35	29.60	43.50	-13.90	peak	
3		205.2790	39.21	-10.76	28.45	43.50	-15.05	peak	
4		296.5883	39.37	-7.46	31.91	46.00	-14.09	peak	
5		655.8115	31.42	0.13	31.55	46.00	-14.45	peak	
6	*	954.1512	29.67	5.13	34.80	46.00	-11.20	peak	

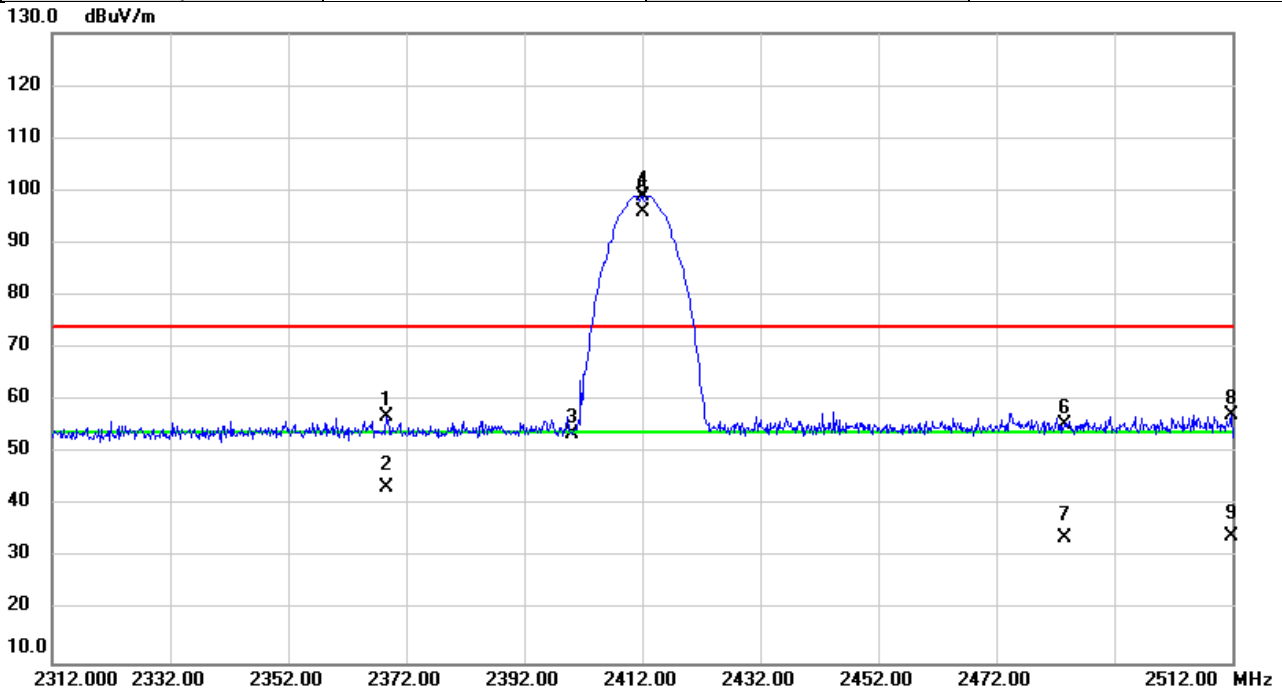
**REMARKS:**

- (1) Measurement Value = Reading Level + Correct Factor.
- (2) Margin Level = Measurement Value - Limit Value.

## **APPENDIX C RADIATED EMISSIONS - ABOVE 1 GHZ**



Test Mode	IEEE802.11b	Test Date	2021/3/25
Test Frequency	2412MHz	Polarization	Horizontal
Temp	22°C	Hum.	67%

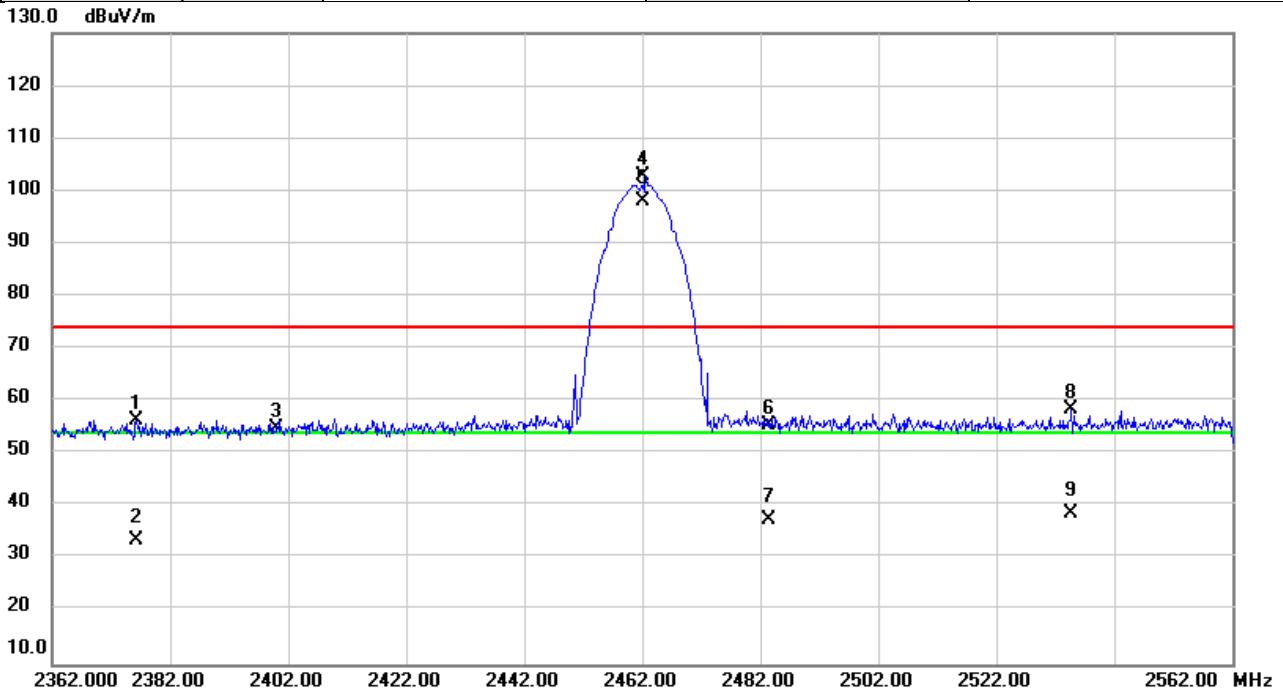


No.	Mk.	Freq.	Reading Level	Correct Factor	Measurement	Limit	Over	Detector	Comment
		MHz	dBuV	dB	dBuV/m	dBuV/m	dB		
1		2368.720	26.21	30.70	56.91	74.00	-17.09	peak	
2		2368.720	12.70	30.70	43.40	54.00	-10.60	AVG	
3		2400.000	22.82	30.83	53.65	74.00	-20.35	peak	
4	X	2412.000	68.22	30.88	99.10	74.00	25.10	peak	NoLimit
5	*	2412.000	65.05	30.88	95.93	54.00	41.93	AVG	NoLimit
6		2483.500	24.43	31.16	55.59	74.00	-18.41	peak	
7		2483.500	2.79	31.16	33.95	54.00	-20.05	AVG	
8		2511.867	25.95	31.28	57.23	74.00	-16.77	peak	
9		2511.867	2.86	31.28	34.14	54.00	-19.86	AVG	

REMARKS:

- (1) Measurement Value = Reading Level + Correct Factor.
- (2) Margin Level = Measurement Value - Limit Value.

Test Mode	IEEE802.11b	Test Date	2021/3/26
Test Frequency	2462MHz	Polarization	Horizontal
Temp	22°C	Hum.	67%



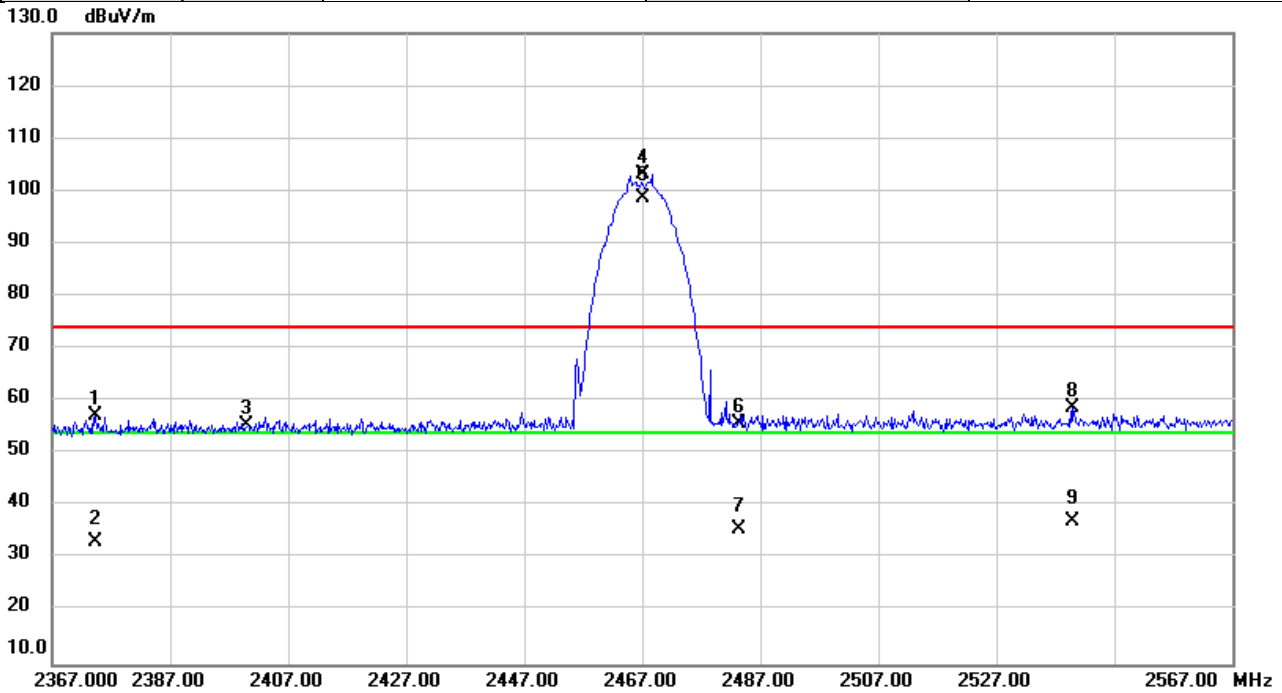
No.	Mk.	Freq.	Reading Level	Correct Factor	Measurement	Limit	Over	Detector	Comment
		MHz	dBuV	dB	dBuV/m	dBuV/m	dB		
1		2376.320	25.58	30.74	56.32	74.00	-17.68	peak	
2		2376.320	2.70	30.74	33.44	54.00	-20.56	AVG	
3		2400.000	24.09	30.83	54.92	74.00	-19.08	peak	
4	X	2462.000	71.77	31.08	102.85	74.00	28.85	peak	NoLimit
5	*	2462.000	67.06	31.08	98.14	54.00	44.14	AVG	NoLimit
6		2483.500	24.29	31.16	55.45	74.00	-18.55	peak	
7		2483.500	6.34	31.16	37.50	54.00	-16.50	AVG	
8		2534.720	27.22	31.37	58.59	74.00	-15.41	peak	
9		2534.720	7.28	31.37	38.65	54.00	-15.35	AVG	

**REMARKS:**

(1) Measurement Value = Reading Level + Correct Factor.

(2) Margin Level = Measurement Value - Limit Value.

Test Mode	IEEE802.11b	Test Date	2021/3/26
Test Frequency	2467MHz	Polarization	Horizontal
Temp	22°C	Hum.	67%



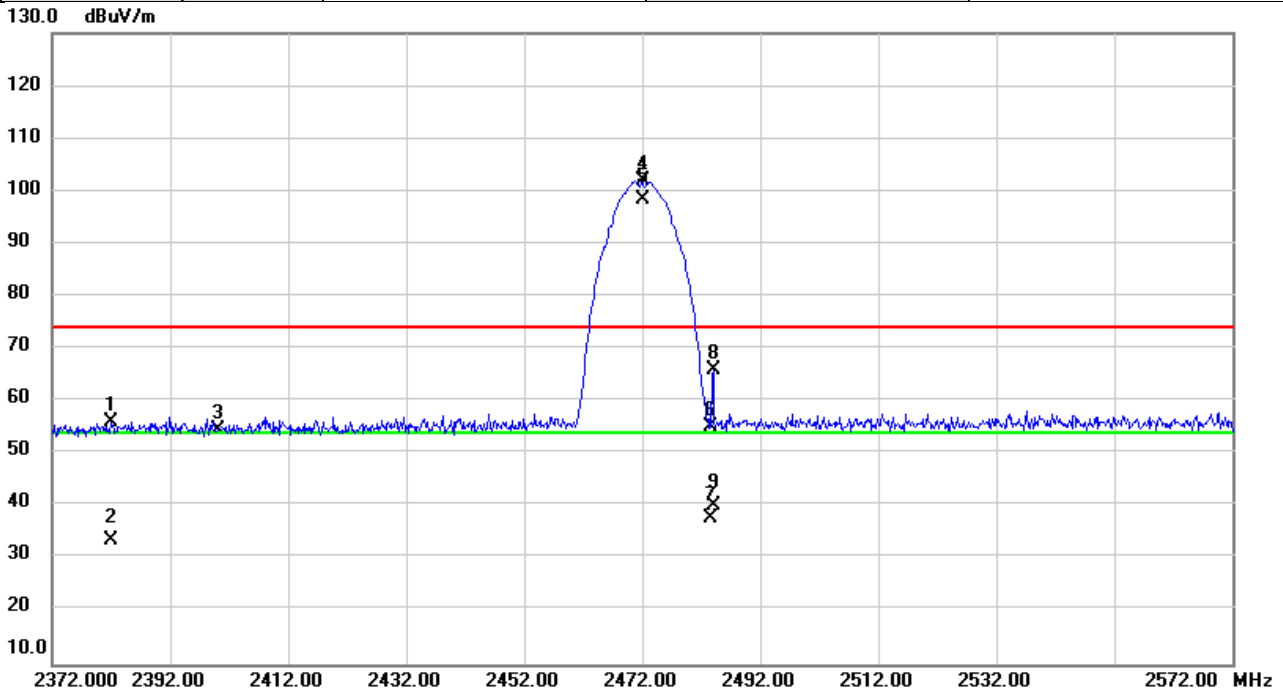
No.	Mk.	Freq. MHz	Reading Level dBuV	Correct Factor dB	Measure- ment dBuV/m	Limit dBuV/m	Over dB	Detector	Comment
1		2374.207	26.39	30.72	57.11	74.00	-16.89	peak	
2		2374.207	2.58	30.72	33.30	54.00	-20.70	AVG	
3		2400.000	24.64	30.83	55.47	74.00	-18.53	peak	
4	X	2467.000	72.00	31.10	103.10	74.00	29.10	peak	NoLimit
5	*	2467.000	67.50	31.10	98.60	54.00	44.60	AVG	NoLimit
6		2483.500	24.60	31.16	55.76	74.00	-18.24	peak	
7		2483.500	4.52	31.16	35.68	54.00	-18.32	AVG	
8		2540.047	27.26	31.40	58.66	74.00	-15.34	peak	
9		2540.047	5.62	31.40	37.02	54.00	-16.98	AVG	

**REMARKS:**

(1) Measurement Value = Reading Level + Correct Factor.

(2) Margin Level = Measurement Value - Limit Value.

Test Mode	IEEE802.11b	Test Date	2021/3/26
Test Frequency	2472MHz	Polarization	Horizontal
Temp	22°C	Hum.	67%

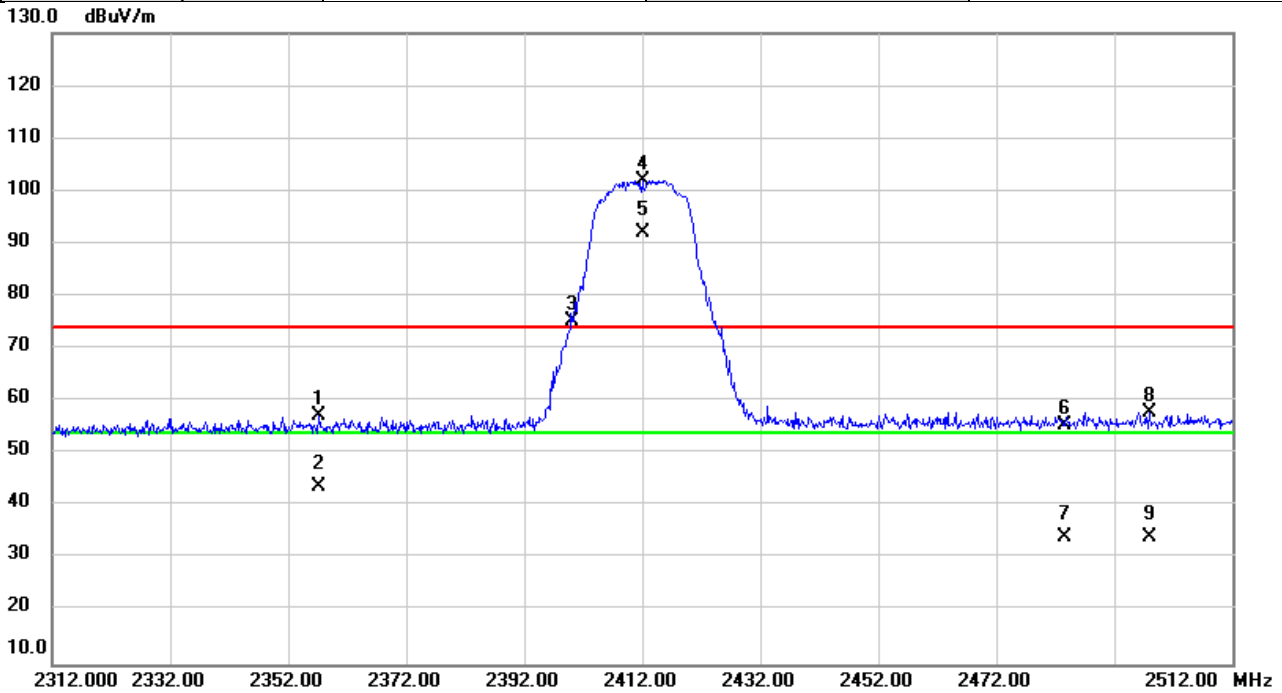


No.	Mk.	Freq. MHz	Reading Level dBuV	Correct Factor dB	Measure- ment dBuV/m	Limit dBuV/m	Over dB	Detector	Comment
1		2382.133	25.42	30.76	56.18	74.00	-17.82	peak	
2		2382.133	2.71	30.76	33.47	54.00	-20.53	AVG	
3		2400.000	23.61	30.83	54.44	74.00	-19.56	peak	
4	X	2472.000	70.71	31.11	101.82	74.00	27.82	peak	NoLimit
5	*	2472.000	67.39	31.11	98.50	54.00	44.50	AVG	NoLimit
6		2483.500	23.96	31.16	55.12	74.00	-18.88	peak	
7		2483.500	6.44	31.16	37.60	54.00	-16.40	AVG	
8		2484.013	34.67	31.17	65.84	74.00	-8.16	peak	
9		2484.013	8.92	31.17	40.09	54.00	-13.91	AVG	

**REMARKS:**

- (1) Measurement Value = Reading Level + Correct Factor.
- (2) Margin Level = Measurement Value - Limit Value.

Test Mode	IEEE802.11g	Test Date	2021/3/26
Test Frequency	2412MHz	Polarization	Horizontal
Temp	22°C	Hum.	67%

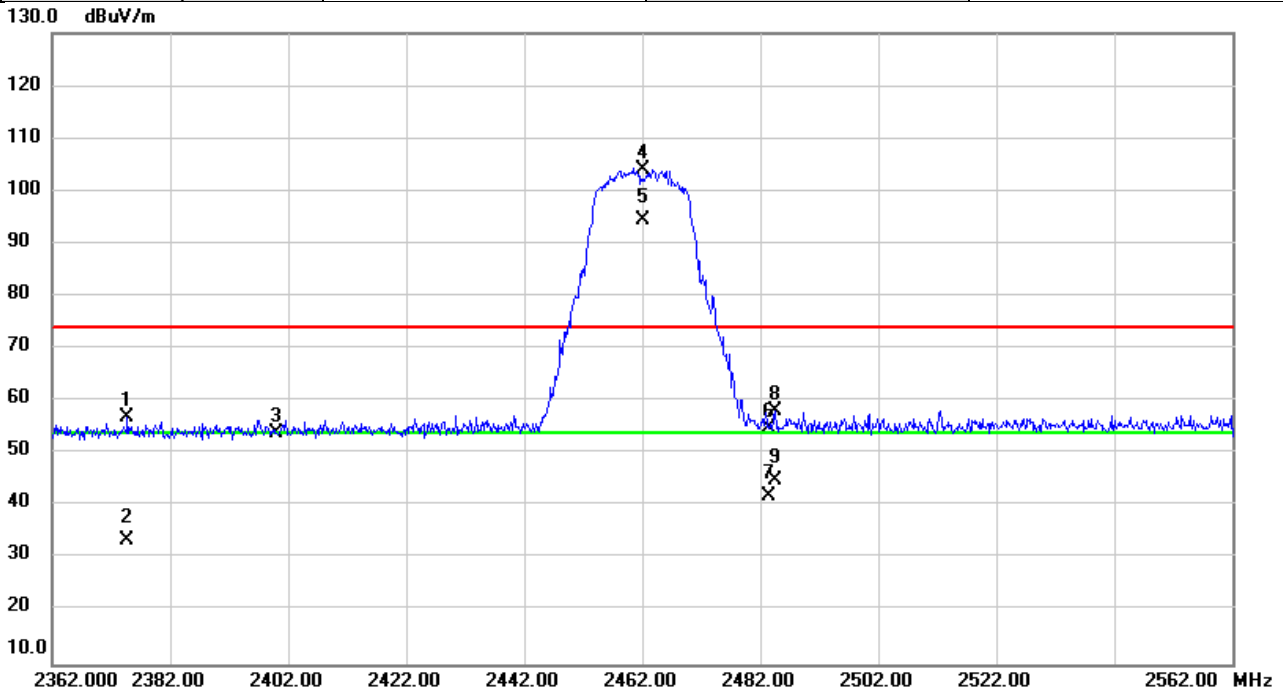


No.	Mk.	Freq. MHz	Reading Level dBuV	Correct Factor dB	Measure- ment dBuV/m	Limit dBuV/m	Over dB	Detector	Comment
1		2357.160	26.68	30.65	57.33	74.00	-16.67	peak	
2		2357.160	13.12	30.65	43.77	54.00	-10.23	AVG	
3	X	2400.000	44.36	30.83	75.19	74.00	1.19	peak	NoLimit
4	X	2412.000	71.19	30.88	102.07	74.00	28.07	peak	NoLimit
5	*	2412.000	61.08	30.88	91.96	54.00	37.96	AVG	NoLimit
6		2483.500	24.44	31.16	55.60	74.00	-18.40	peak	
7		2483.500	2.93	31.16	34.09	54.00	-19.91	AVG	
8		2497.940	26.70	31.22	57.92	74.00	-16.08	peak	
9		2497.940	2.87	31.22	34.09	54.00	-19.91	AVG	

**REMARKS:**

- (1) Measurement Value = Reading Level + Correct Factor.
- (2) Margin Level = Measurement Value - Limit Value.

Test Mode	IEEE802.11g	Test Date	2021/3/26
Test Frequency	24162MHz	Polarization	Horizontal
Temp	22°C	Hum.	67%



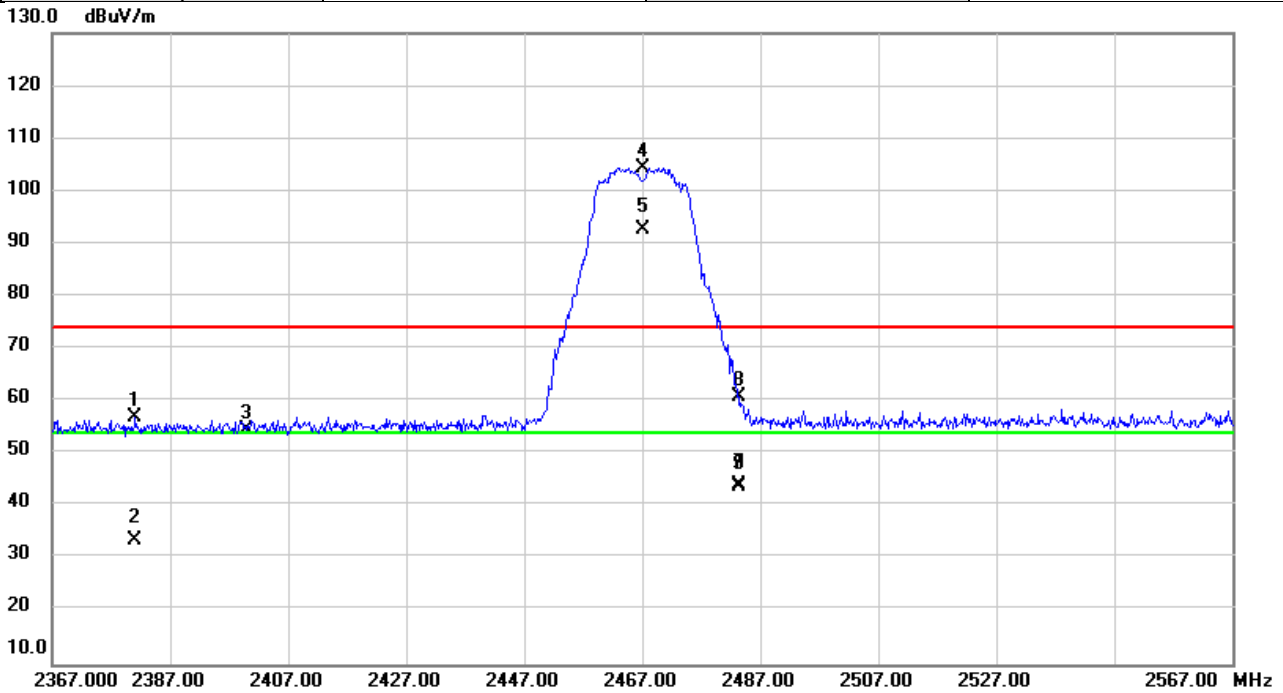
No.	Mk.	Freq. MHz	Reading Level dBuV	Correct Factor dB	Measure- ment dBuV/m	Limit dBuV/m	Over dB	Detector	Comment
1		2374.713	26.28	30.72	57.00	74.00	-17.00	peak	
2		2374.713	2.86	30.72	33.58	54.00	-20.42	AVG	
3		2400.000	23.16	30.83	53.99	74.00	-20.01	peak	
4	X	2462.000	73.12	31.08	104.20	74.00	30.20	peak	NoLimit
5	*	2462.000	63.46	31.08	94.54	54.00	40.54	AVG	NoLimit
6		2483.500	23.70	31.16	54.86	74.00	-19.14	peak	
7		2483.500	10.74	31.16	41.90	54.00	-12.10	AVG	
8		2484.487	27.11	31.17	58.28	74.00	-15.72	peak	
9		2484.487	13.71	31.17	44.88	54.00	-9.12	AVG	

**REMARKS:**

(1) Measurement Value = Reading Level + Correct Factor.

(2) Margin Level = Measurement Value - Limit Value.

Test Mode	IEEE802.11g	Test Date	2021/3/26
Test Frequency	2467MHz	Polarization	Horizontal
Temp	22°C	Hum.	67%



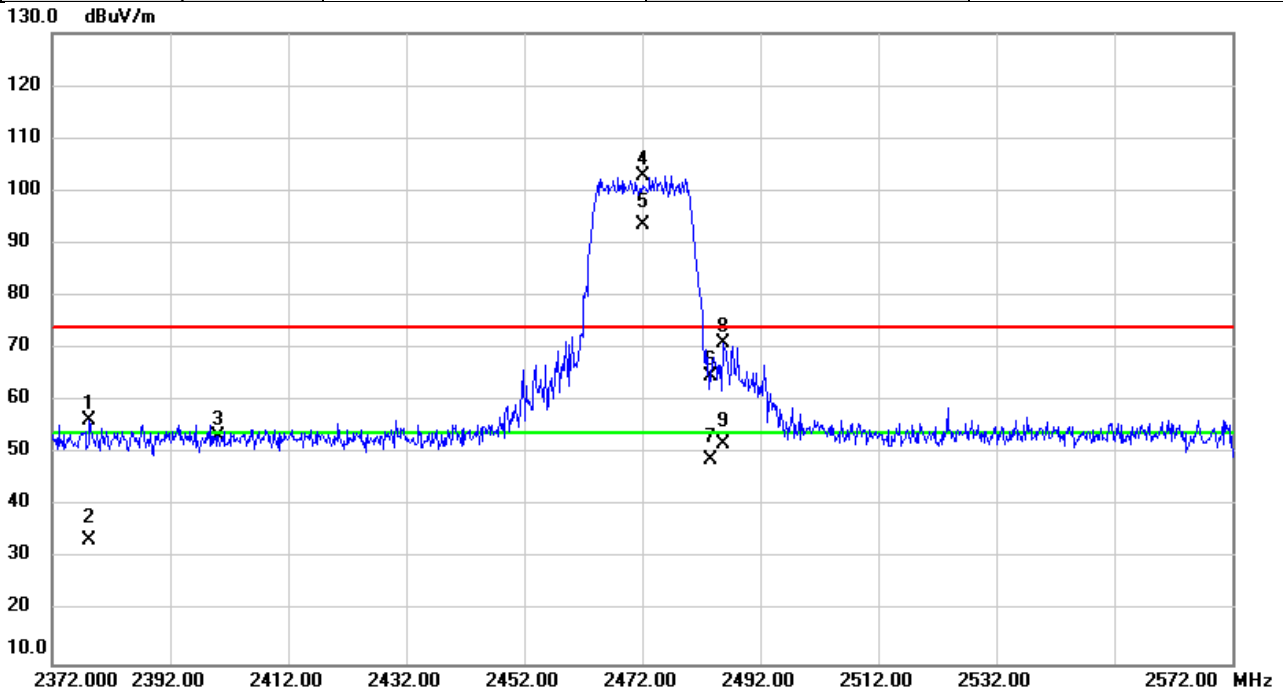
No.	Mk.	Freq. MHz	Reading Level dBuV	Correct Factor dB	Measure- ment dBuV/m	Limit dBuV/m	Over dB	Detector	Comment
1		2381.087	26.18	30.76	56.94	74.00	-17.06	peak	
2		2381.087	2.79	30.76	33.55	54.00	-20.45	AVG	
3		2400.000	23.82	30.83	54.65	74.00	-19.35	peak	
4	X	2467.000	73.39	31.10	104.49	74.00	30.49	peak	NoLimit
5	*	2467.000	61.52	31.10	92.62	54.00	38.62	AVG	NoLimit
6		2483.500	29.56	31.16	60.72	74.00	-13.28	peak	
7		2483.500	12.93	31.16	44.09	54.00	-9.91	AVG	
8		2483.527	29.56	31.16	60.72	74.00	-13.28	peak	
9		2483.527	12.68	31.16	43.84	54.00	-10.16	AVG	

**REMARKS:**

(1) Measurement Value = Reading Level + Correct Factor.

(2) Margin Level = Measurement Value - Limit Value.

Test Mode	IEEE802.11g	Test Date	2021/3/26
Test Frequency	2472MHz	Polarization	Horizontal
Temp	22°C	Hum.	67%



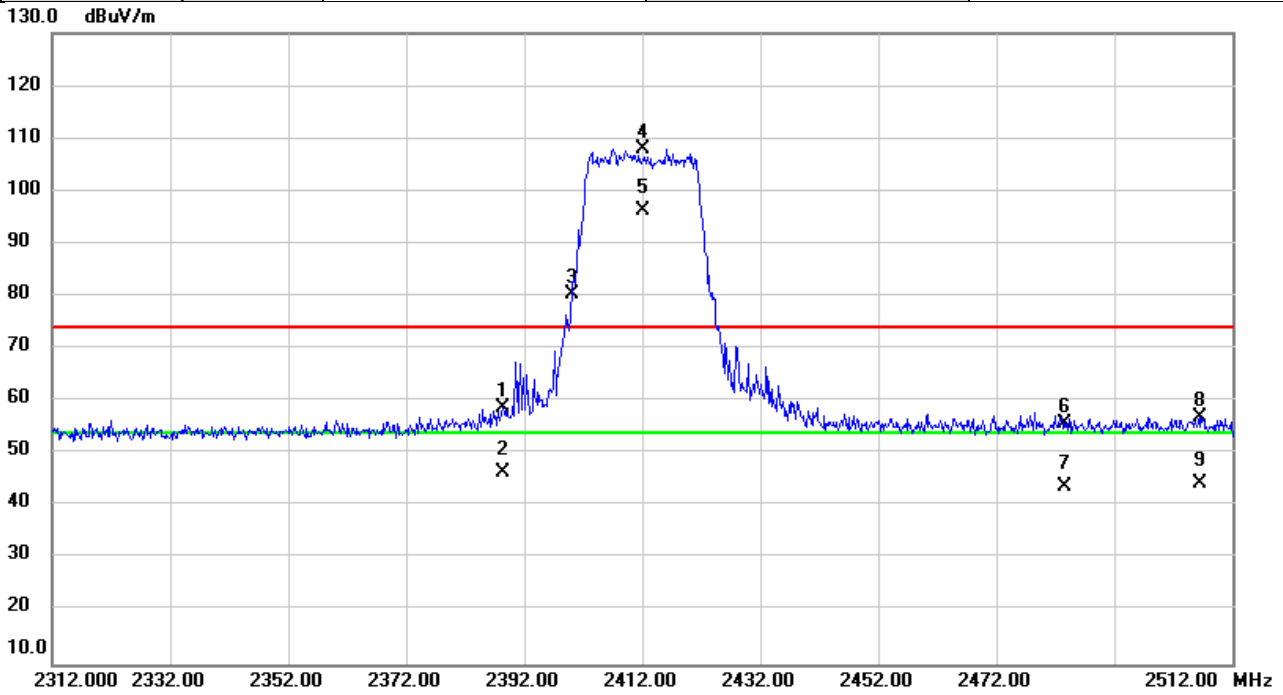
No.	Mk.	Freq.	Reading Level	Correct Factor	Measurement	Limit	Over	Detector	Comment
		MHz	dBuV	dB	dBuV/m	dBuV/m	dB		
1		2378.380	25.71	30.75	56.46	74.00	-17.54	peak	
2		2378.380	2.73	30.75	33.48	54.00	-20.52	AVG	
3		2400.000	22.47	30.83	53.30	74.00	-20.70	peak	
4	X	2472.000	71.68	31.11	102.79	74.00	28.79	peak	NoLimit
5	*	2472.000	62.52	31.11	93.63	54.00	39.63	AVG	NoLimit
6		2483.500	33.53	31.16	64.69	74.00	-9.31	peak	
7		2483.500	17.62	31.16	48.78	54.00	-5.22	AVG	
8		2485.793	39.92	31.17	71.09	74.00	-2.91	peak	
9		2485.793	20.70	31.17	51.87	54.00	-2.13	AVG	

**REMARKS:**

- (1) Measurement Value = Reading Level + Correct Factor.
- (2) Margin Level = Measurement Value - Limit Value.



Test Mode	IEEE802.11n(HT20)	Test Date	2021/3/26
Test Frequency	2412MHz	Polarization	Horizontal
Temp	22°C	Hum.	67%

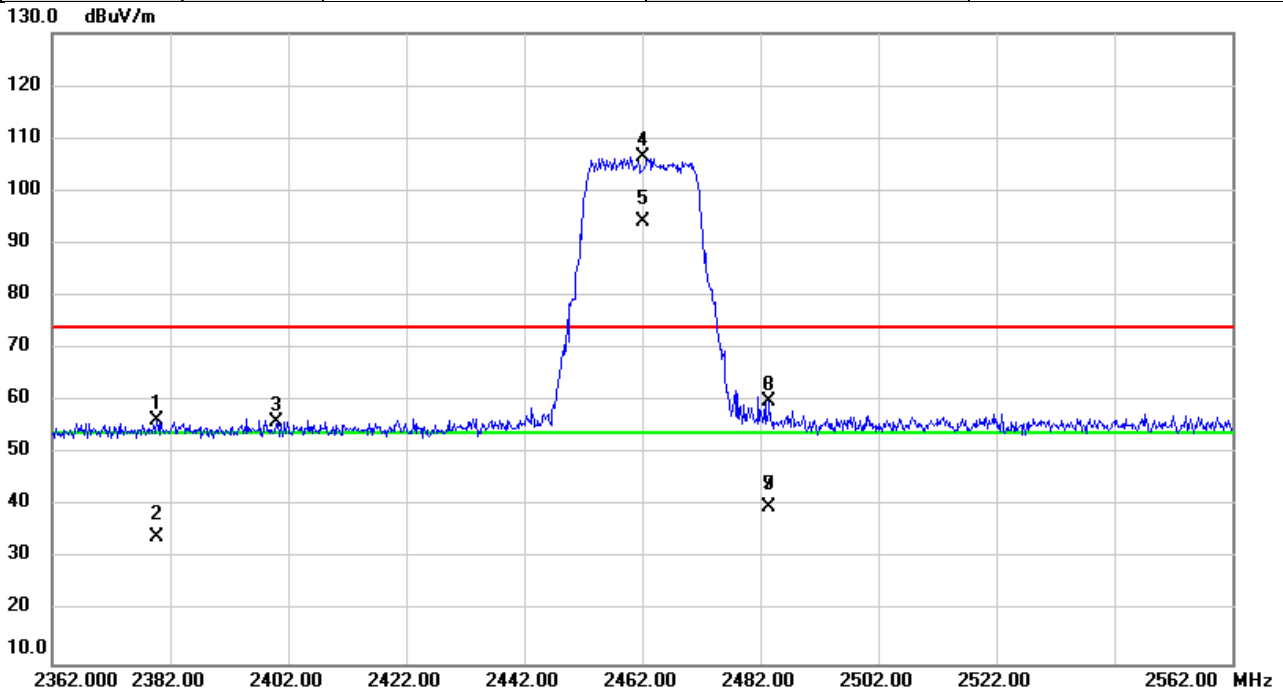


No.	Mk.	Freq.	Reading Level	Correct Factor	Measurement	Limit	Over	Detector	Comment
		MHz	dBuV	dB	dBuV/m	dBuV/m	dB		
1		2388.400	28.08	30.78	58.86	74.00	-15.14	peak	
2		2388.400	15.81	30.78	46.59	54.00	-7.41	AVG	
3	X	2400.000	49.41	30.83	80.24	74.00	6.24	peak	NoLimit
4	X	2412.000	77.21	30.88	108.09	74.00	34.09	peak	NoLimit
5	*	2412.000	65.24	30.88	96.12	54.00	42.12	AVG	NoLimit
6		2483.500	24.69	31.16	55.85	74.00	-18.15	peak	
7		2483.500	12.67	31.16	43.83	54.00	-10.17	AVG	
8		2506.407	25.81	31.26	57.07	74.00	-16.93	peak	
9		2506.407	13.12	31.26	44.38	54.00	-9.62	AVG	

**REMARKS:**

- (1) Measurement Value = Reading Level + Correct Factor.
- (2) Margin Level = Measurement Value - Limit Value.

Test Mode	IEEE802.11n(HT20)	Test Date	2021/3/26
Test Frequency	2462MHz	Polarization	Horizontal
Temp	22°C	Hum.	67%

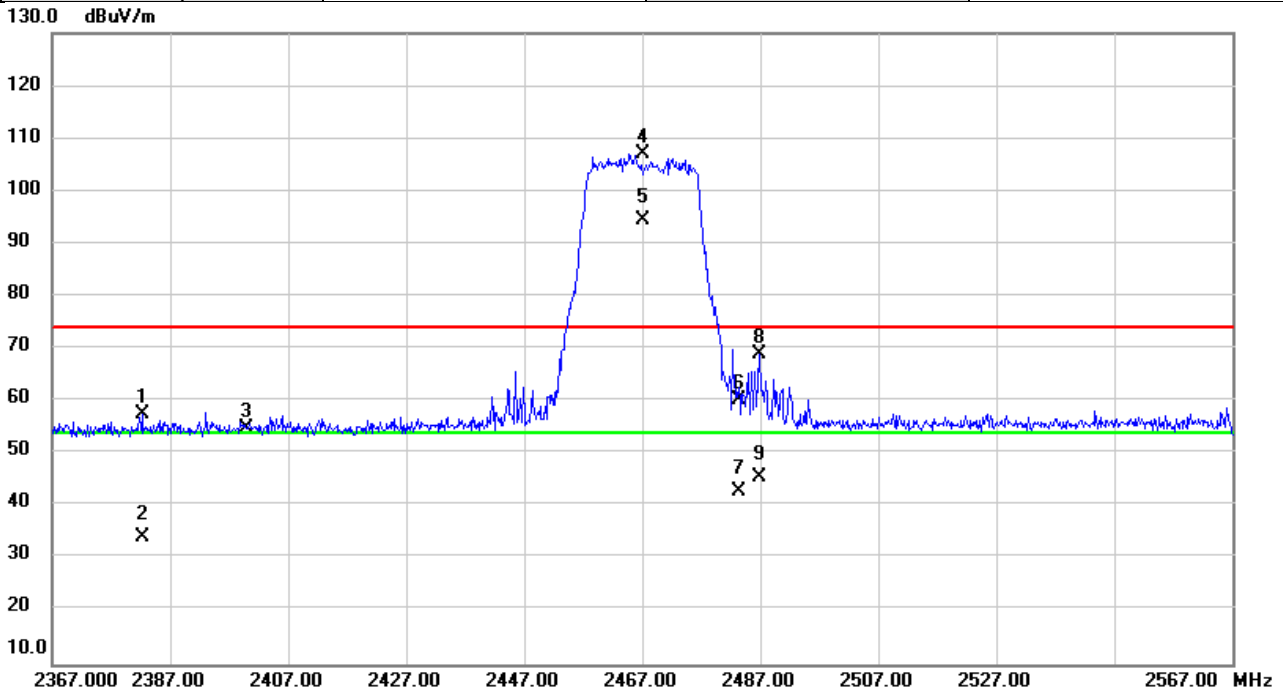


No.	Mk.	Freq. MHz	Reading Level dBuV	Correct Factor dB	Measure- ment dBuV/m	Limit dBuV/m	Over dB	Detector	Comment
1		2379.793	25.70	30.75	56.45	74.00	-17.55	peak	
2		2379.793	3.51	30.75	34.26	54.00	-19.74	AVG	
3		2400.000	25.21	30.83	56.04	74.00	-17.96	peak	
4	X	2462.000	75.46	31.08	106.54	74.00	32.54	peak	NoLimit
5	*	2462.000	62.93	31.08	94.01	54.00	40.01	AVG	NoLimit
6		2483.500	28.67	31.16	59.83	74.00	-14.17	peak	
7		2483.500	8.74	31.16	39.90	54.00	-14.10	AVG	
8		2483.520	28.67	31.16	59.83	74.00	-14.17	peak	
9		2483.520	8.69	31.16	39.85	54.00	-14.15	AVG	

**REMARKS:**

- (1) Measurement Value = Reading Level + Correct Factor.
- (2) Margin Level = Measurement Value - Limit Value.

Test Mode	IEEE802.11n(HT20)	Test Date	2021/3/26
Test Frequency	2467MHz	Polarization	Horizontal
Temp	22°C	Hum.	67%



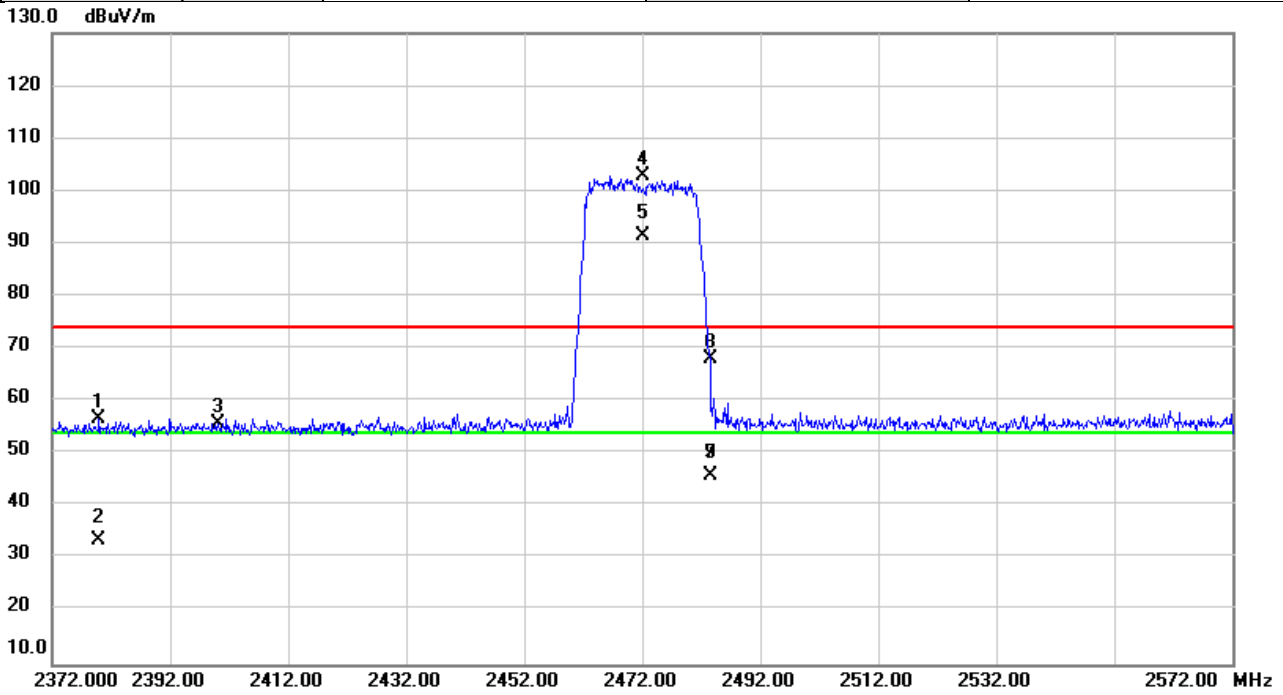
No.	Mk.	Freq. MHz	Reading Level dBuV	Correct Factor dB	Measure- ment dBuV/m	Limit dBuV/m	Over dB	Detector	Comment
1		2382.253	26.75	30.76	57.51	74.00	-16.49	peak	
2		2382.253	3.44	30.76	34.20	54.00	-19.80	AVG	
3		2400.000	24.00	30.83	54.83	74.00	-19.17	peak	
4	X	2467.000	75.91	31.10	107.01	74.00	33.01	peak	NoLimit
5	*	2467.000	63.46	31.10	94.56	54.00	40.56	AVG	NoLimit
6		2483.500	29.05	31.16	60.21	74.00	-13.79	peak	
7		2483.500	11.64	31.16	42.80	54.00	-11.20	AVG	
8		2486.893	37.85	31.18	69.03	74.00	-4.97	peak	
9		2486.893	14.44	31.18	45.62	54.00	-8.38	AVG	

**REMARKS:**

(1) Measurement Value = Reading Level + Correct Factor.

(2) Margin Level = Measurement Value - Limit Value.

Test Mode	IEEE802.11n(HT20)	Test Date	2021/3/26
Test Frequency	2472MHz	Polarization	Horizontal
Temp	22°C	Hum.	67%

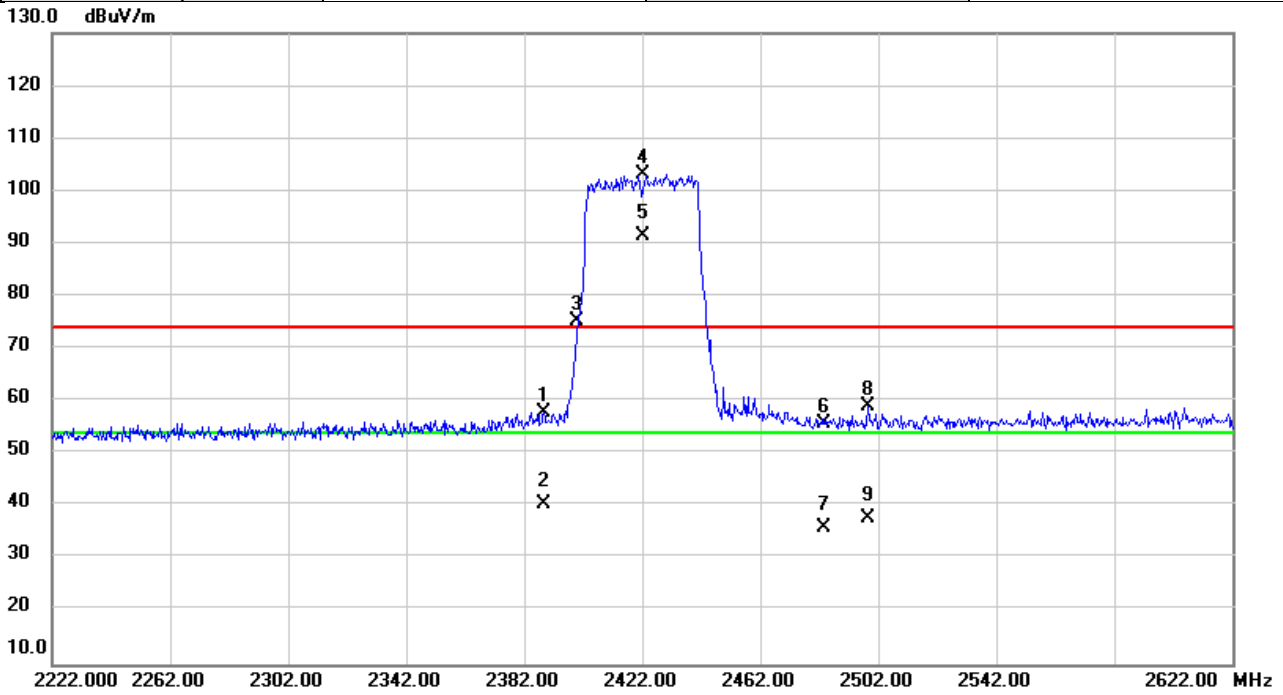


No.	Mk.	Freq. MHz	Reading Level dBuV	Correct Factor dB	Measure- ment dBuV/m	Limit dBuV/m	Over dB	Detector	Comment
1		2379.900	25.84	30.75	56.59	74.00	-17.41	peak	
2		2379.900	2.94	30.75	33.69	54.00	-20.31	AVG	
3		2400.000	24.96	30.83	55.79	74.00	-18.21	peak	
4	X	2472.000	71.62	31.11	102.73	74.00	28.73	peak	NoLimit
5	*	2472.000	60.44	31.11	91.55	54.00	37.55	AVG	NoLimit
6		2483.500	36.91	31.16	68.07	74.00	-5.93	peak	
7		2483.500	14.59	31.16	45.75	54.00	-8.25	AVG	
8		2483.507	36.91	31.16	68.07	74.00	-5.93	peak	
9		2483.507	14.54	31.16	45.70	54.00	-8.30	AVG	

REMARKS:

- (1) Measurement Value = Reading Level + Correct Factor.
- (2) Margin Level = Measurement Value - Limit Value.

Test Mode	IEEE802.11n(HT40)	Test Date	2021/3/26
Test Frequency	2422MHz	Polarization	Horizontal
Temp	22°C	Hum.	67%

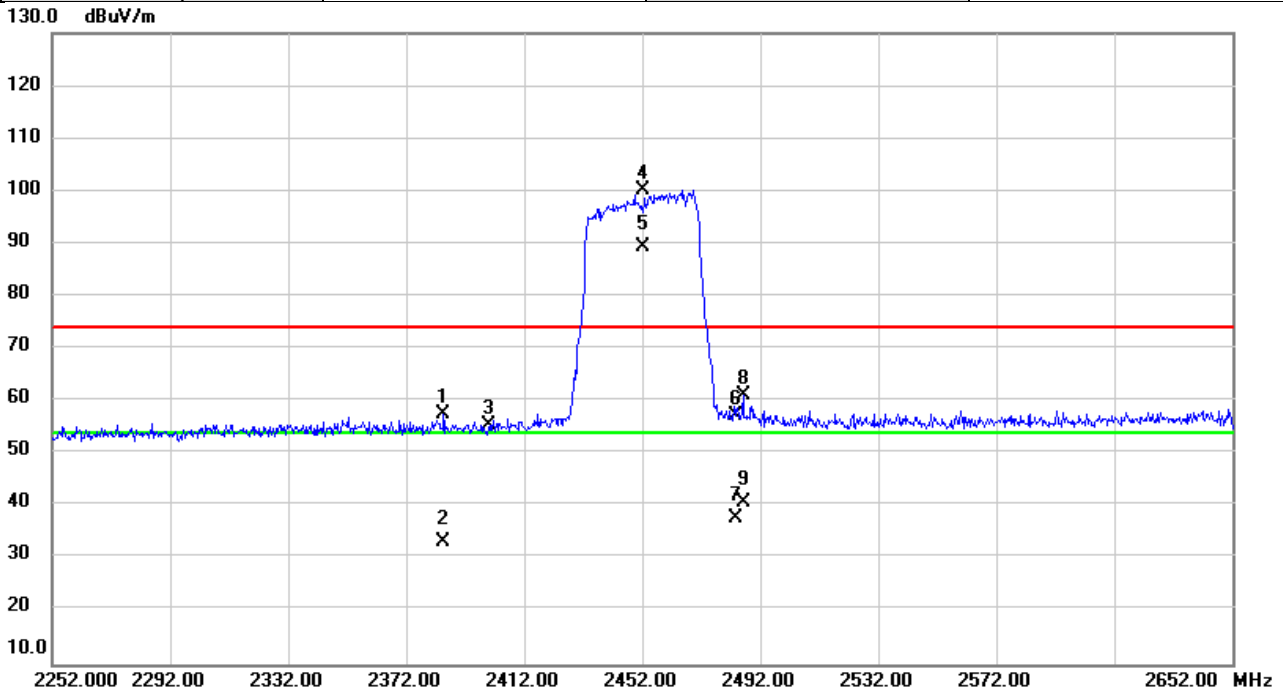


No.	Mk.	Freq.	Reading Level	Correct Factor	Measurement	Limit	Over	Detector	Comment
		MHz	dBuV	dB	dBuV/m	dBuV/m	dB		
1		2388.600	27.15	30.78	57.93	74.00	-16.07	peak	
2		2388.600	9.80	30.78	40.58	54.00	-13.42	AVG	
3	X	2400.000	44.44	30.83	75.27	74.00	1.27	peak	NoLimit
4	X	2422.000	72.10	30.91	103.01	74.00	29.01	peak	NoLimit
5	*	2422.000	60.43	30.91	91.34	54.00	37.34	AVG	NoLimit
6		2483.500	24.47	31.16	55.63	74.00	-18.37	peak	
7		2483.500	4.78	31.16	35.94	54.00	-18.06	AVG	
8		2498.693	27.70	31.23	58.93	74.00	-15.07	peak	
9		2498.693	6.42	31.23	37.65	54.00	-16.35	AVG	

**REMARKS:**

- (1) Measurement Value = Reading Level + Correct Factor.
- (2) Margin Level = Measurement Value - Limit Value.

Test Mode	IEEE802.11n(HT40)	Test Date	2021/3/26
Test Frequency	2452MHz	Polarization	Horizontal
Temp	22°C	Hum.	67%

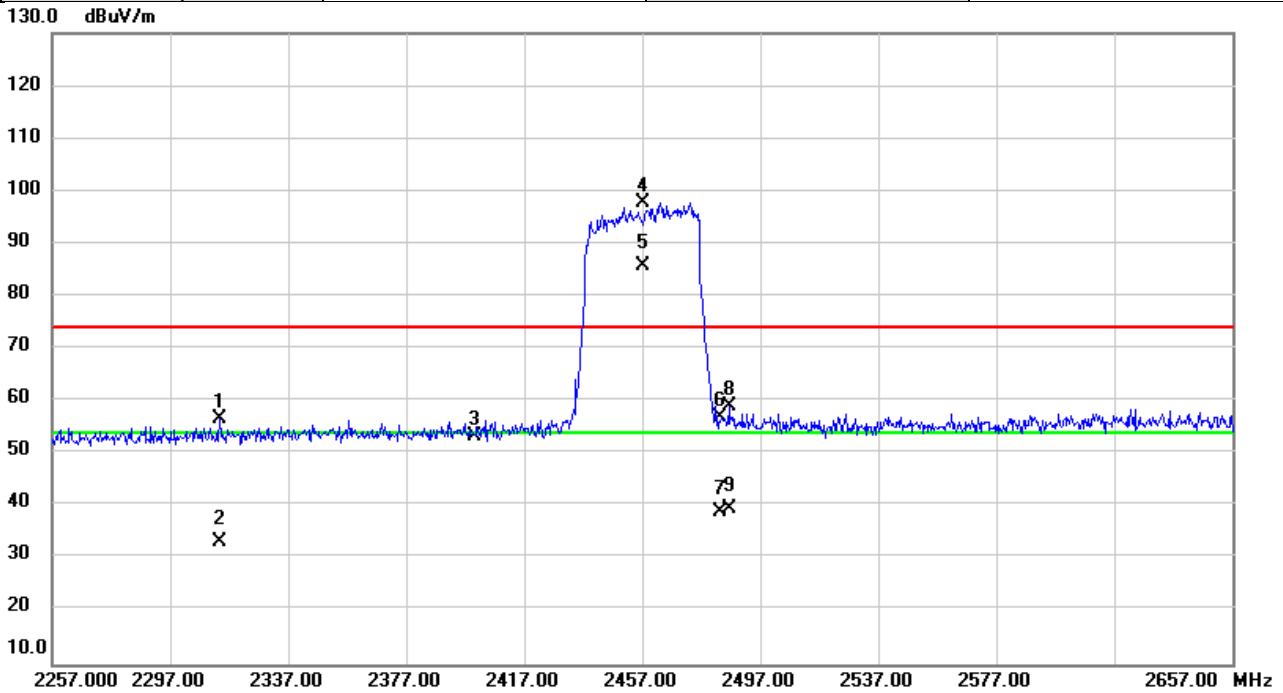


No.	Mk.	Freq. MHz	Reading Level dBuV	Correct Factor dB	Measure- ment dBuV/m	Limit dBuV/m	Over dB	Detector	Comment
1		2384.640	26.74	30.77	57.51	74.00	-16.49	peak	
2		2384.640	2.60	30.77	33.37	54.00	-20.63	AVG	
3		2400.000	24.51	30.83	55.34	74.00	-18.66	peak	
4	X	2452.000	69.07	31.04	100.11	74.00	26.11	peak	NoLimit
5	*	2452.000	58.19	31.04	89.23	54.00	35.23	AVG	NoLimit
6		2483.500	25.97	31.16	57.13	74.00	-16.87	peak	
7		2483.500	6.48	31.16	37.64	54.00	-16.36	AVG	
8		2486.307	30.00	31.17	61.17	74.00	-12.83	peak	
9		2486.307	9.52	31.17	40.69	54.00	-13.31	AVG	

**REMARKS:**

- (1) Measurement Value = Reading Level + Correct Factor.
- (2) Margin Level = Measurement Value - Limit Value.

Test Mode	IEEE802.11n(HT40)	Test Date	2021/3/26
Test Frequency	2457MHz	Polarization	Horizontal
Temp	22°C	Hum.	67%

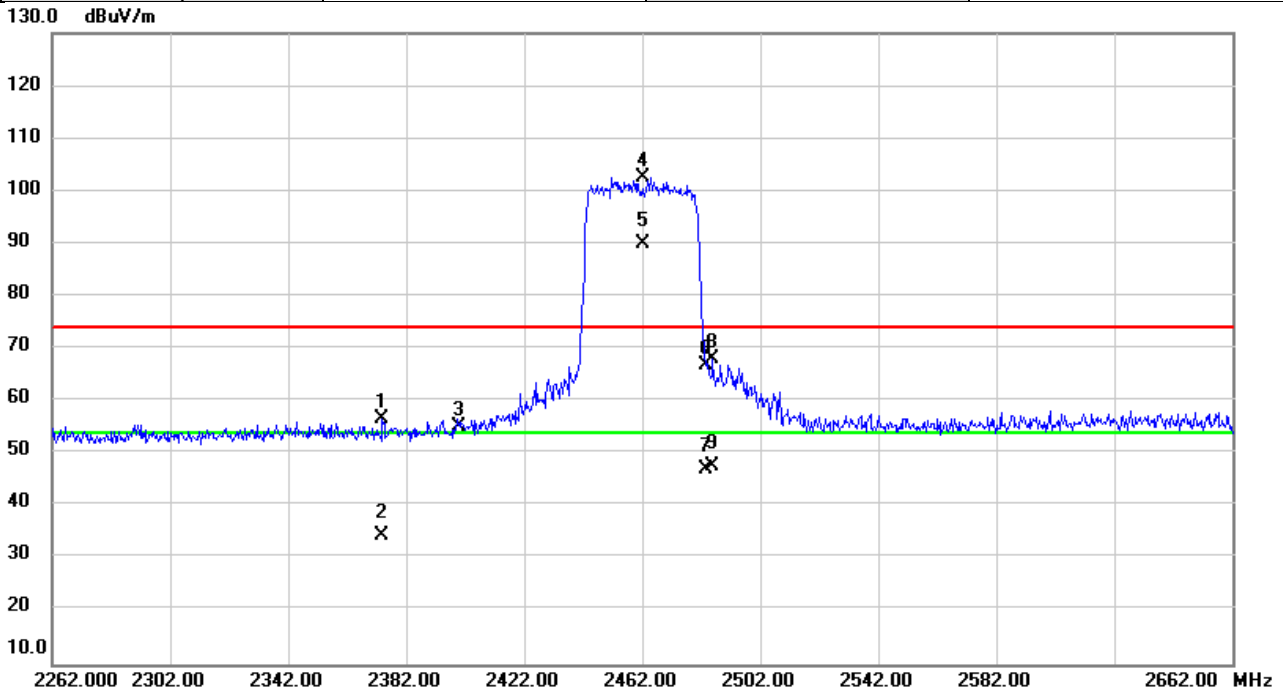


No.	Mk.	Freq. MHz	Reading Level dBuV	Correct Factor dB	Measure- ment dBuV/m	Limit dBuV/m	Over dB	Detector	Comment
1		2313.560	26.16	30.49	56.65	74.00	-17.35	peak	
2		2313.560	2.89	30.49	33.38	54.00	-20.62	AVG	
3		2400.000	22.52	30.83	53.35	74.00	-20.65	peak	
4	X	2457.000	66.83	31.05	97.88	74.00	23.88	peak	NoLimit
5	*	2457.000	54.63	31.05	85.68	54.00	31.68	AVG	NoLimit
6		2483.500	25.65	31.16	56.81	74.00	-17.19	peak	
7		2483.500	7.92	31.16	39.08	54.00	-14.92	AVG	
8		2486.453	27.76	31.17	58.93	74.00	-15.07	peak	
9		2486.453	8.50	31.17	39.67	54.00	-14.33	AVG	

**REMARKS:**

- (1) Measurement Value = Reading Level + Correct Factor.
- (2) Margin Level = Measurement Value - Limit Value.

Test Mode	IEEE802.11n(HT40)	Test Date	2021/3/26
Test Frequency	2462MHz	Polarization	Horizontal
Temp	22°C	Hum.	67%



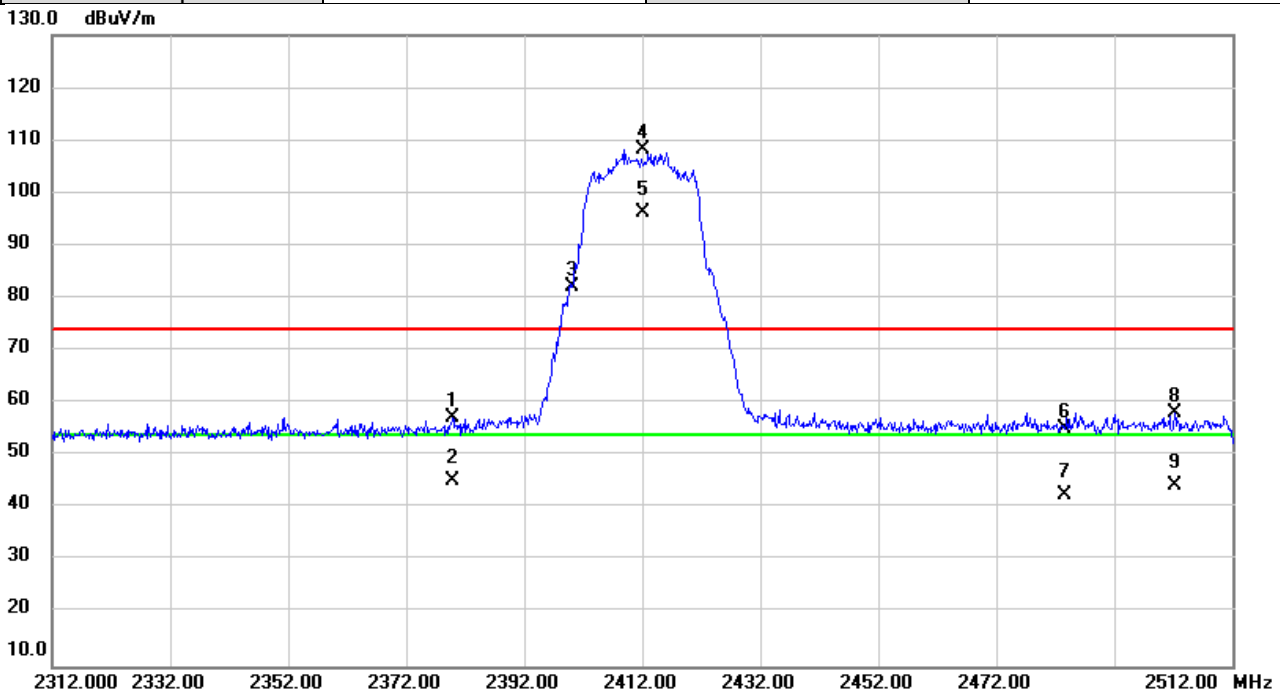
No.	Mk.	Freq.	Reading Level	Correct Factor	Measurement	Limit	Over	Detector	Comment
		MHz	dBuV	dB	dBuV/m	dBuV/m	dB		
1		2373.973	25.81	30.72	56.53	74.00	-17.47	peak	
2		2373.973	3.86	30.72	34.58	54.00	-19.42	AVG	
3		2400.000	24.41	30.83	55.24	74.00	-18.76	peak	
4	X	2462.000	71.59	31.08	102.67	74.00	28.67	peak	NoLimit
5	*	2462.000	59.02	31.08	90.10	54.00	36.10	AVG	NoLimit
6		2483.500	35.77	31.16	66.93	74.00	-7.07	peak	
7		2483.500	15.89	31.16	47.05	54.00	-6.95	AVG	
8		2485.907	36.78	31.17	67.95	74.00	-6.05	peak	
9		2485.907	16.51	31.17	47.68	54.00	-6.32	AVG	

**REMARKS:**

- (1) Measurement Value = Reading Level + Correct Factor.
- (2) Margin Level = Measurement Value - Limit Value.



Test Mode	IEEE802.11ax(HEW20)	Test Date	2021/3/26
Test Frequency	2412MHz	Polarization	Horizontal
Temp	22°C	Hum.	67%



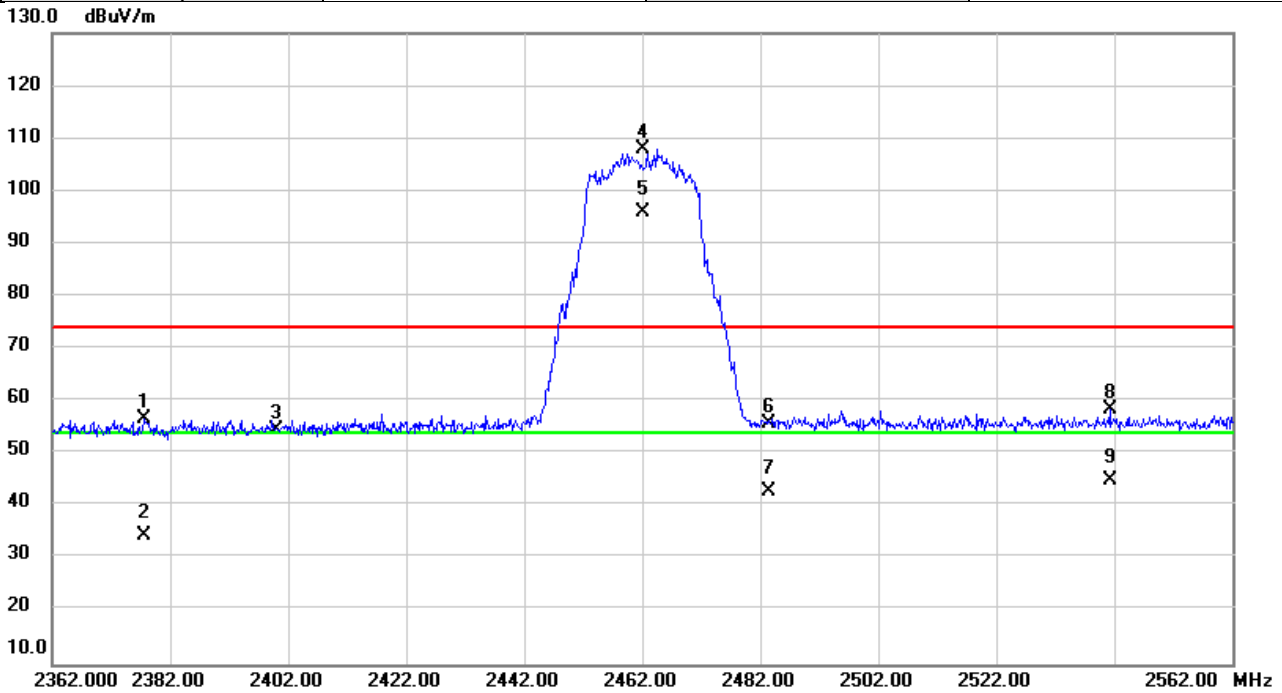
No.	Mk.	Freq.	Reading Level	Correct Factor	Measurement	Limit	Over	Detector	Comment
		MHz	dBuV	dB	dBuV/m	dBuV/m	dB		
1		2379.813	26.60	30.75	57.35	74.00	-16.65	peak	
2		2379.813	14.43	30.75	45.18	54.00	-8.82	AVG	
3	X	2400.000	51.40	30.83	82.23	74.00	8.23	peak	NoLimit
4	X	2412.000	77.47	30.88	108.35	74.00	34.35	peak	NoLimit
5	*	2412.000	65.39	30.88	96.27	54.00	42.27	AVG	NoLimit
6		2483.500	24.06	31.16	55.22	74.00	-18.78	peak	
7		2483.500	11.52	31.16	42.68	54.00	-11.32	AVG	
8		2502.333	26.98	31.24	58.22	74.00	-15.78	peak	
9		2502.333	13.09	31.24	44.33	54.00	-9.67	AVG	

**REMARKS:**

(1) Measurement Value = Reading Level + Correct Factor.

(2) Margin Level = Measurement Value - Limit Value.

Test Mode	IEEE802.11ax(HEW20)	Test Date	2021/3/26
Test Frequency	2462MHz	Polarization	Horizontal
Temp	22°C	Hum.	67%



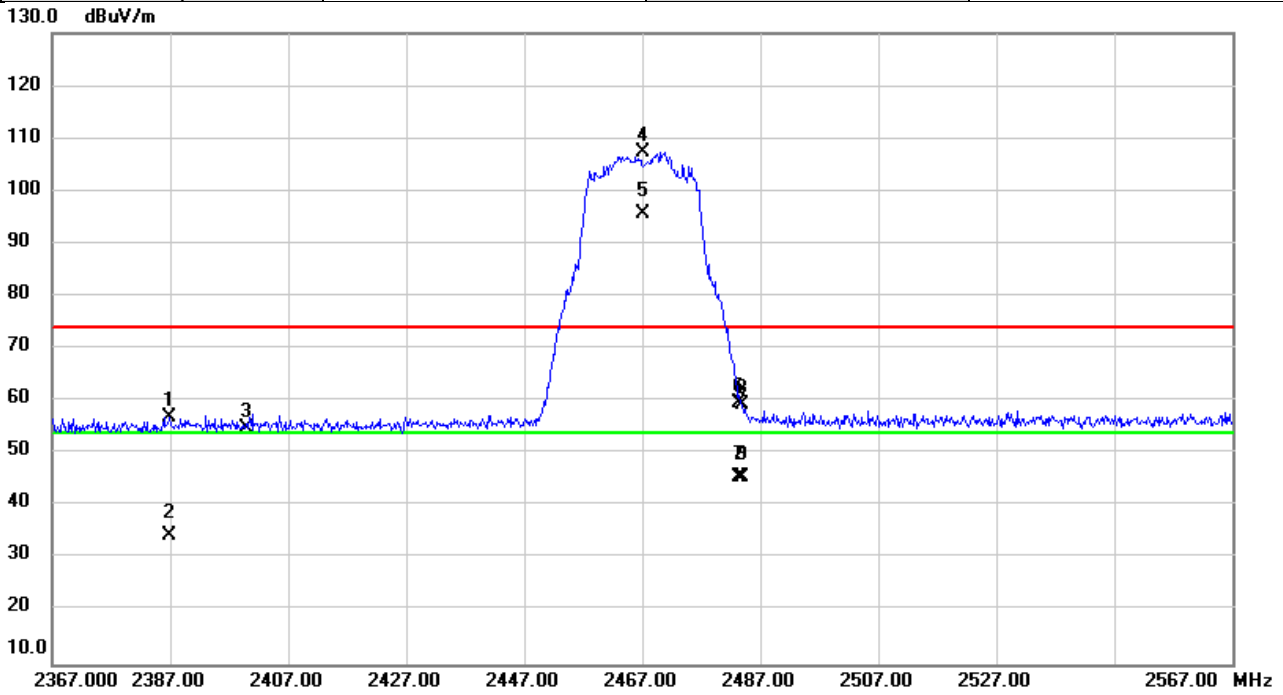
No.	Mk.	Freq. MHz	Reading Level dBuV	Correct Factor dB	Measure- ment dBuV/m	Limit dBuV/m	Over dB	Detector	Comment
1		2377.733	25.84	30.74	56.58	74.00	-17.42	peak	
2		2377.733	3.62	30.74	34.36	54.00	-19.64	AVG	
3		2400.000	23.78	30.83	54.61	74.00	-19.39	peak	
4	X	2462.000	76.94	31.08	108.02	74.00	34.02	peak	NoLimit
5	*	2462.000	64.74	31.08	95.82	54.00	41.82	AVG	NoLimit
6		2483.500	24.53	31.16	55.69	74.00	-18.31	peak	
7		2483.500	11.66	31.16	42.82	54.00	-11.18	AVG	
8		2541.273	27.10	31.40	58.50	74.00	-15.50	peak	
9		2541.273	13.43	31.40	44.83	54.00	-9.17	AVG	

**REMARKS:**

(1) Measurement Value = Reading Level + Correct Factor.

(2) Margin Level = Measurement Value - Limit Value.

Test Mode	IEEE802.11ax(HEW20)	Test Date	2021/3/26
Test Frequency	2467MHz	Polarization	Horizontal
Temp	22°C	Hum.	67%

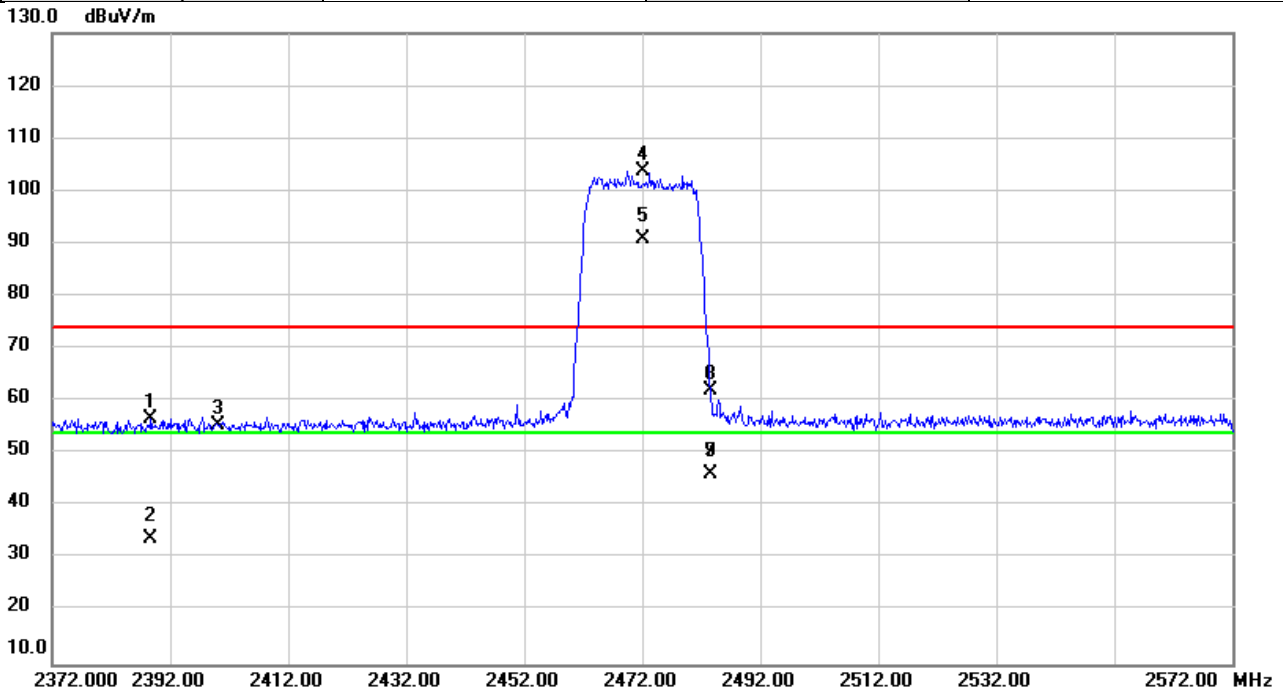


No.	Mk.	Freq. MHz	Reading Level dBuV	Correct Factor dB	Measure- ment dBuV/m	Limit dBuV/m	Over dB	Detector	Comment
1		2386.807	26.31	30.78	57.09	74.00	-16.91	peak	
2		2386.807	3.56	30.78	34.34	54.00	-19.66	AVG	
3		2400.000	23.99	30.83	54.82	74.00	-19.18	peak	
4	X	2467.000	76.26	31.10	107.36	74.00	33.36	peak	NoLimit
5	*	2467.000	64.70	31.10	95.80	54.00	41.80	AVG	NoLimit
6		2483.500	28.50	31.16	59.66	74.00	-14.34	peak	
7		2483.500	14.51	31.16	45.67	54.00	-8.33	AVG	
8		2483.927	28.33	31.17	59.50	74.00	-14.50	peak	
9		2483.927	14.36	31.17	45.53	54.00	-8.47	AVG	

**REMARKS:**

- (1) Measurement Value = Reading Level + Correct Factor.
- (2) Margin Level = Measurement Value - Limit Value.

Test Mode	IEEE802.11ax(HEW20)	Test Date	2021/3/26
Test Frequency	2472MHz	Polarization	Horizontal
Temp	22°C	Hum.	67%

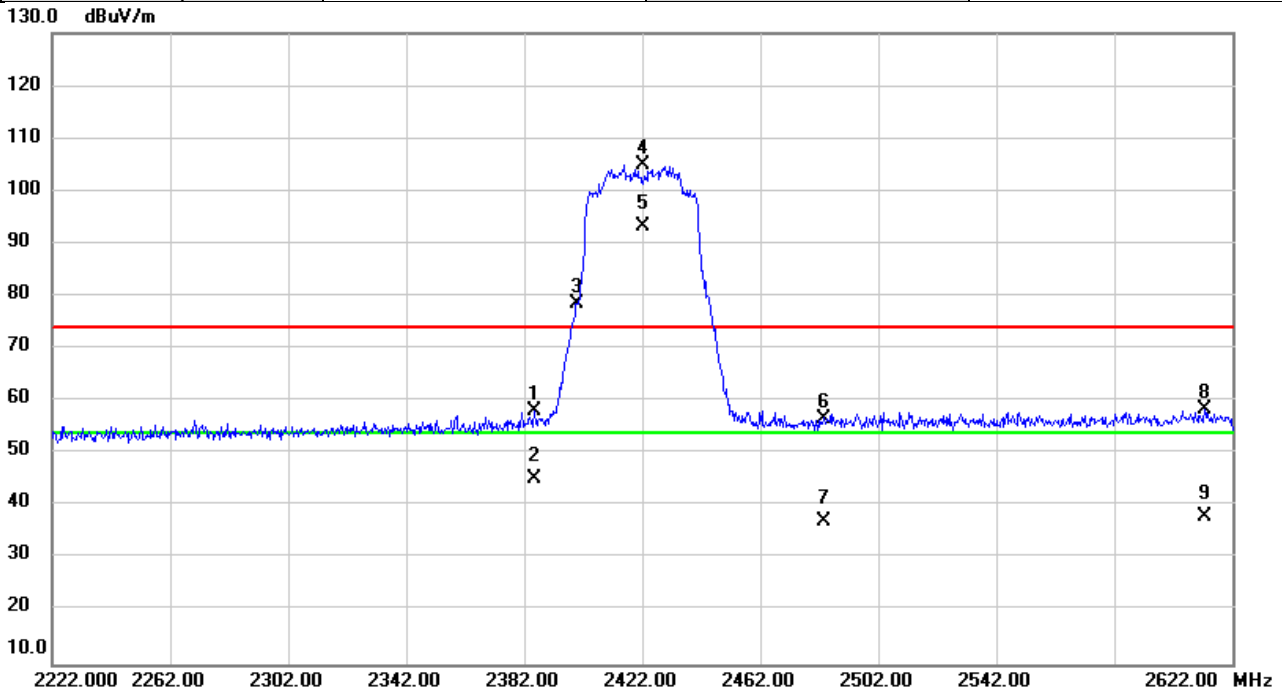


No.	Mk.	Freq.	Reading Level	Correct Factor	Measurement	Limit	Over	Detector	Comment
		MHz	dBuV	dB	dBuV/m	dBuV/m	dB		
1		2388.680	25.85	30.78	56.63	74.00	-17.37	peak	
2		2388.680	2.99	30.78	33.77	54.00	-20.23	AVG	
3		2400.000	24.51	30.83	55.34	74.00	-18.66	peak	
4	X	2472.000	72.59	31.11	103.70	74.00	29.70	peak	NoLimit
5	*	2472.000	59.71	31.11	90.82	54.00	36.82	AVG	NoLimit
6		2483.500	30.85	31.16	62.01	74.00	-11.99	peak	
7		2483.500	15.13	31.16	46.29	54.00	-7.71	AVG	
8		2483.600	30.85	31.16	62.01	74.00	-11.99	peak	
9		2483.600	14.88	31.16	46.04	54.00	-7.96	AVG	

**REMARKS:**

- (1) Measurement Value = Reading Level + Correct Factor.
- (2) Margin Level = Measurement Value - Limit Value.

Test Mode	IEEE802.11ax(HEW40)	Test Date	2021/3/26
Test Frequency	2422MHz	Polarization	Horizontal
Temp	22°C	Hum.	67%



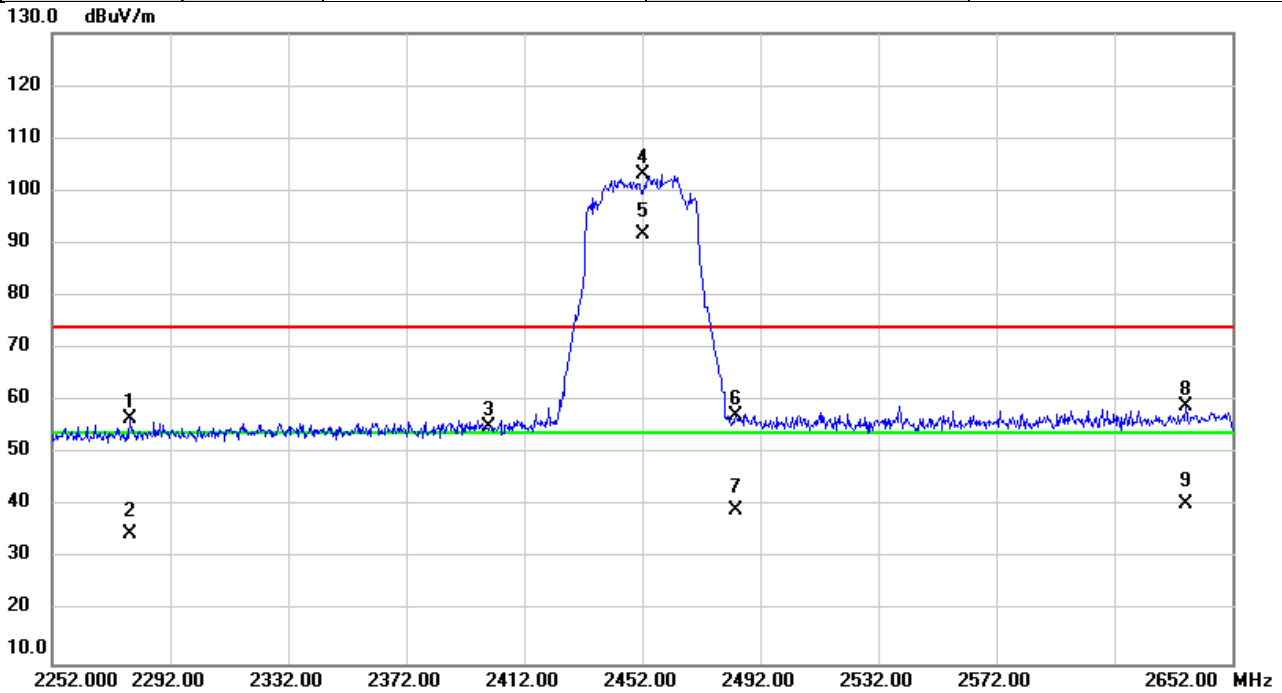
No.	Mk.	Freq.	Reading Level	Correct Factor	Measurement	Limit	Over	Detector	Comment
		MHz	dBuV	dB	dBuV/m	dBuV/m	dB		
1		2385.333	27.28	30.77	58.05	74.00	-15.95	peak	
2		2385.333	14.41	30.77	45.18	54.00	-8.82	AVG	
3	X	2400.000	47.65	30.83	78.48	74.00	4.48	peak	NoLimit
4	X	2422.000	73.92	30.91	104.83	74.00	30.83	peak	NoLimit
5	*	2422.000	62.25	30.91	93.16	54.00	39.16	AVG	NoLimit
6		2483.500	25.44	31.16	56.60	74.00	-17.40	peak	
7		2483.500	5.85	31.16	37.01	54.00	-16.99	AVG	
8		2612.507	26.88	31.70	58.58	74.00	-15.42	peak	
9		2612.507	6.25	31.70	37.95	54.00	-16.05	AVG	

**REMARKS:**

(1) Measurement Value = Reading Level + Correct Factor.

(2) Margin Level = Measurement Value - Limit Value.

Test Mode	IEEE802.11ax(HEW40)	Test Date	2021/3/26
Test Frequency	2452MHz	Polarization	Horizontal
Temp	22°C	Hum.	67%



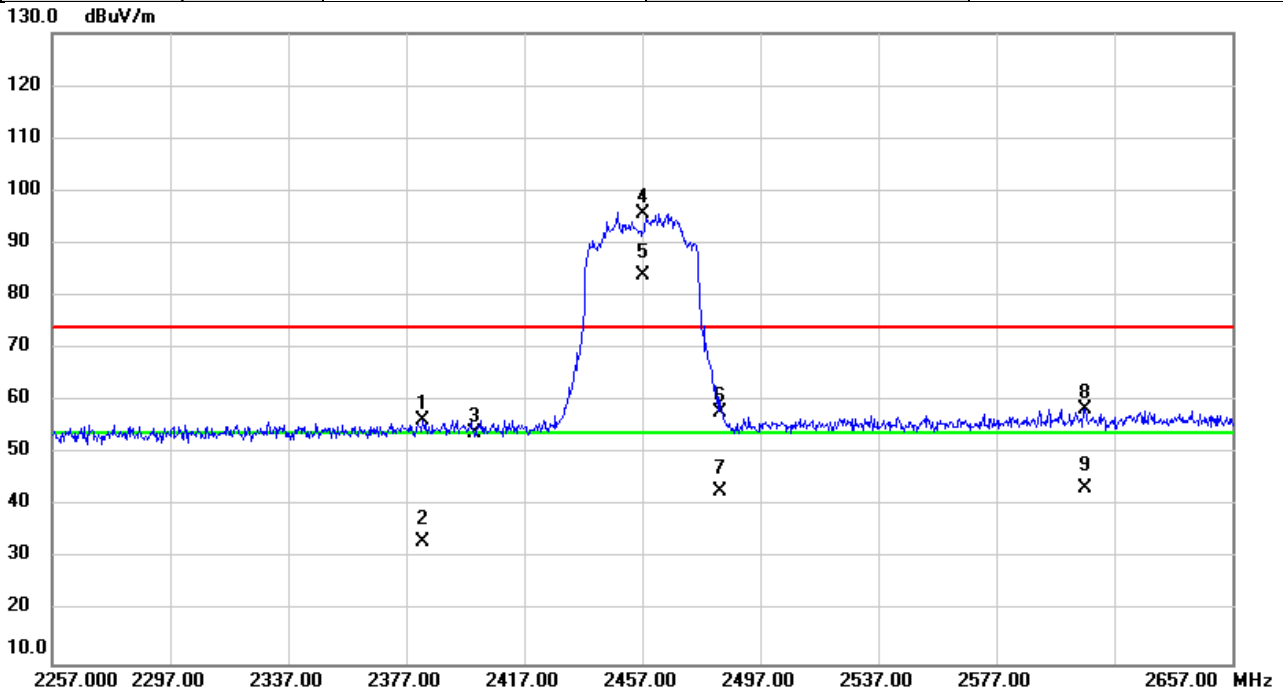
No.	Mk.	Freq. MHz	Reading Level dBuV	Correct Factor dB	Measure- ment dBuV/m	Limit dBuV/m	Over dB	Detector	Comment
1		2278.360	26.40	30.35	56.75	74.00	-17.25	peak	
2		2278.360	4.31	30.35	34.66	54.00	-19.34	AVG	
3		2400.000	24.25	30.83	55.08	74.00	-18.92	peak	
4	X	2452.000	72.15	31.04	103.19	74.00	29.19	peak	NoLimit
5	*	2452.000	60.84	31.04	91.88	54.00	37.88	AVG	NoLimit
6		2483.500	26.07	31.16	57.23	74.00	-16.77	peak	
7		2483.500	8.22	31.16	39.38	54.00	-14.62	AVG	
8		2636.080	27.35	31.80	59.15	74.00	-14.85	peak	
9		2636.080	8.59	31.80	40.39	54.00	-13.61	AVG	

**REMARKS:**

(1) Measurement Value = Reading Level + Correct Factor.

(2) Margin Level = Measurement Value - Limit Value.

Test Mode	IEEE802.11ax(HEW40)	Test Date	2021/3/26
Test Frequency	2457MHz	Polarization	Horizontal
Temp	22°C	Hum.	67%



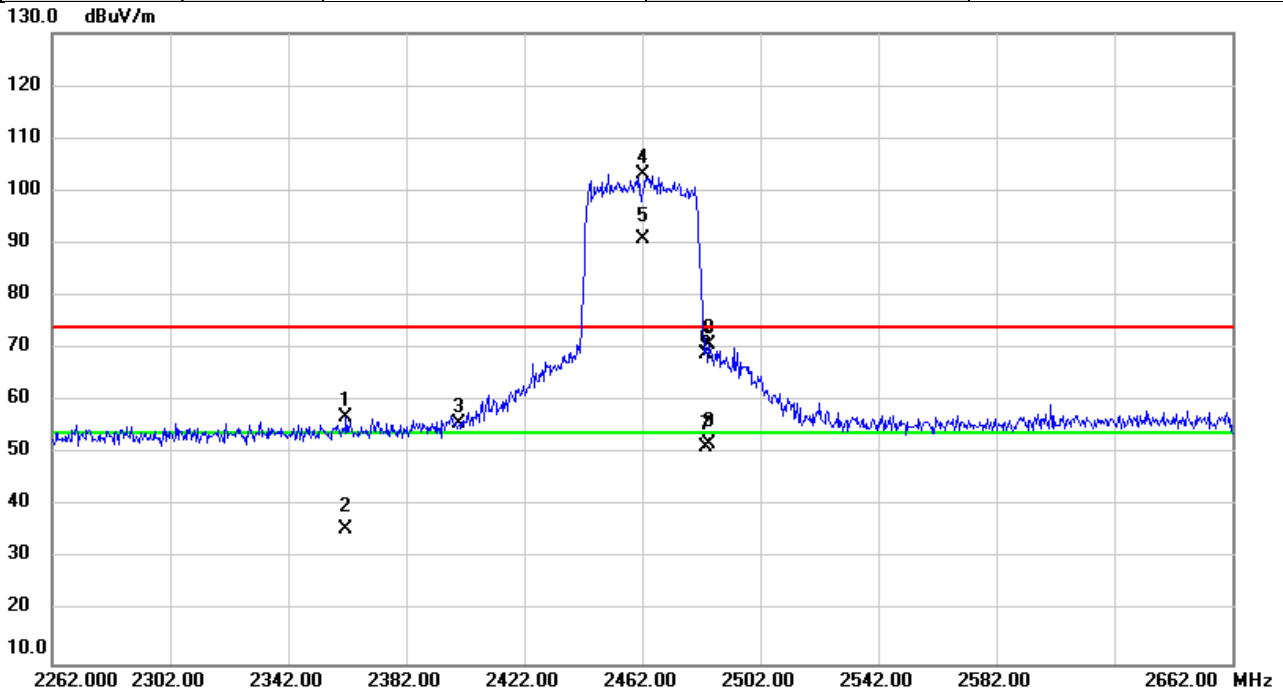
No.	Mk.	Freq. MHz	Reading Level dBuV	Correct Factor dB	Measure- ment dBuV/m	Limit dBuV/m	Over dB	Detector	Comment
1		2382.680	25.53	30.76	56.29	74.00	-17.71	peak	
2		2382.680	2.62	30.76	33.38	54.00	-20.62	AVG	
3		2400.000	23.22	30.83	54.05	74.00	-19.95	peak	
4	X	2457.000	64.75	31.05	95.80	74.00	21.80	peak	NoLimit
5	*	2457.000	52.95	31.05	84.00	54.00	30.00	AVG	NoLimit
6		2483.500	26.68	31.16	57.84	74.00	-16.16	peak	
7		2483.500	11.83	31.16	42.99	54.00	-11.01	AVG	
8		2607.187	26.79	31.67	58.46	74.00	-15.54	peak	
9		2607.187	11.90	31.67	43.57	54.00	-10.43	AVG	

**REMARKS:**

(1) Measurement Value = Reading Level + Correct Factor.

(2) Margin Level = Measurement Value - Limit Value.

Test Mode	IEEE802.11ax(HEW40)	Test Date	2021/3/26
Test Frequency	2462MHz	Polarization	Horizontal
Temp	22°C	Hum.	67%



No.	Mk.	Freq.	Reading Level	Correct Factor	Measurement	Limit	Over	Detector	Comment
		MHz	dBuV	dB	dBuV/m	dBuV/m	dB		
1		2361.733	26.25	30.68	56.93	74.00	-17.07	peak	
2		2361.733	4.89	30.68	35.57	54.00	-18.43	AVG	
3		2400.000	24.95	30.83	55.78	74.00	-18.22	peak	
4	X	2462.000	72.11	31.08	103.19	74.00	29.19	peak	NoLimit
5	*	2462.000	59.63	31.08	90.71	54.00	36.71	AVG	NoLimit
6		2483.500	37.86	31.16	69.02	74.00	-4.98	peak	
7		2483.500	20.08	31.16	51.24	54.00	-2.76	AVG	
8		2484.773	39.51	31.17	70.68	74.00	-3.32	peak	
9		2484.773	20.82	31.17	51.99	54.00	-2.01	AVG	

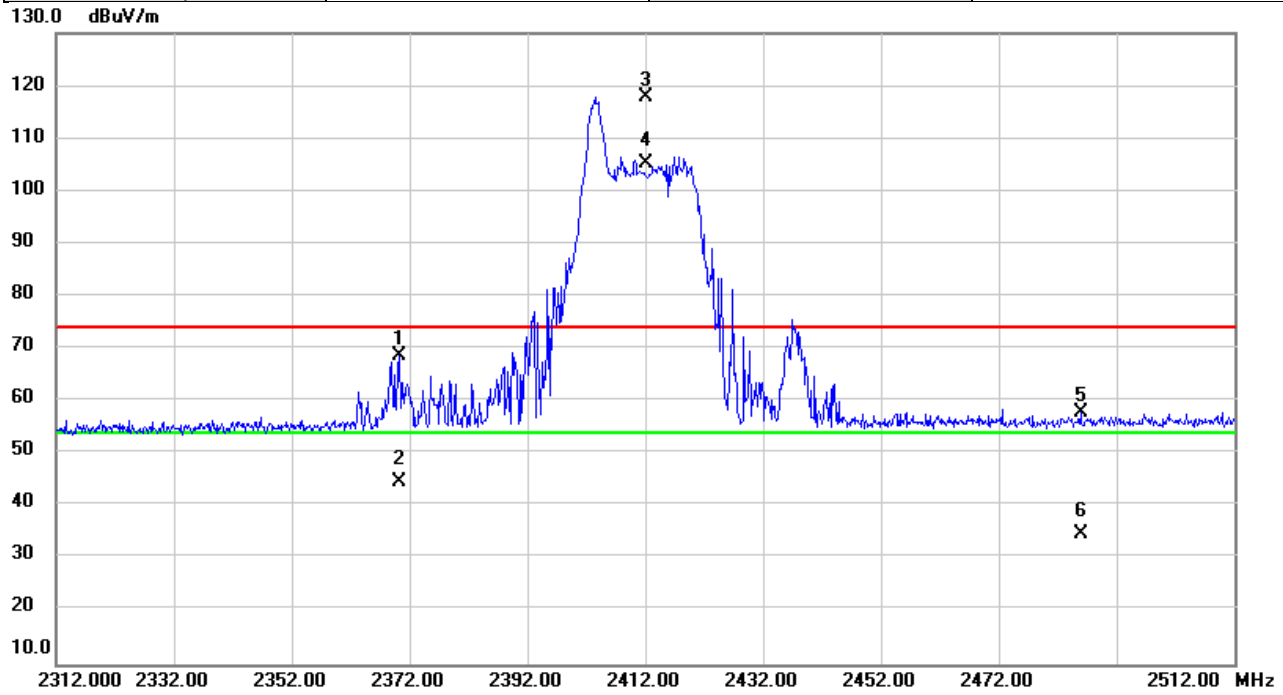
**REMARKS:**

- (1) Measurement Value = Reading Level + Correct Factor.
- (2) Margin Level = Measurement Value - Limit Value.



**RU Configuration:**

Test Mode	IEEE802.11ax (HEW20)	Test Date	2021/3/25
Test Frequency	2412MHz	Polarization	Horizontal
Temp	22°C	Hum.	67%

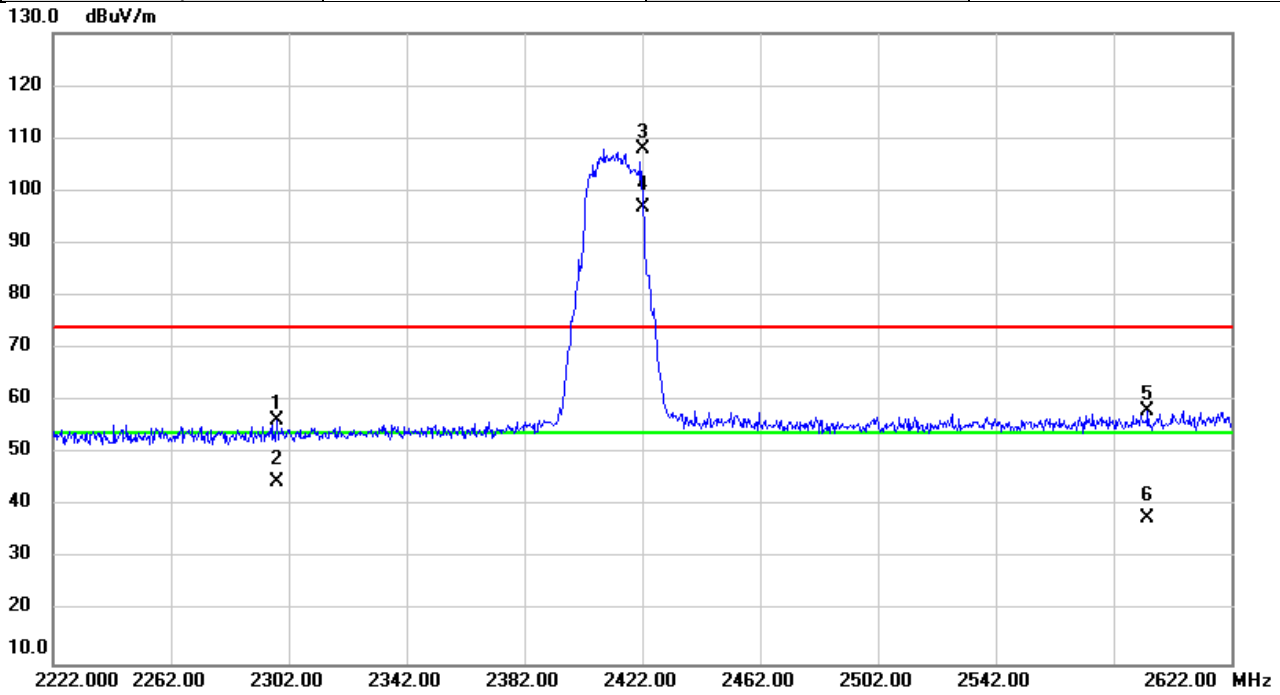


No.	Mk.	Freq.	Reading Level	Correct Factor	Measurement	Limit	Over	Detector	Comment
		MHz	dBuV	dB	dBuV/m	dBuV/m	dB		
1		2370.347	37.89	30.71	68.60	74.00	-5.40	peak	
2		2370.347	13.80	30.71	44.51	54.00	-9.49	AVG	
3	X	2412.000	87.12	30.88	118.00	74.00	44.00	peak	NoLimit
4	*	2412.000	74.37	30.88	105.25	54.00	51.25	AVG	NoLimit
5		2485.940	26.63	31.17	57.80	74.00	-16.20	peak	
6		2485.940	3.63	31.17	34.80	54.00	-19.20	AVG	

**REMARKS:**

- (1) Measurement Value = Reading Level + Correct Factor.
- (2) Margin Level = Measurement Value - Limit Value.

Test Mode	IEEE802.11ax (HEW40)	Test Date	2021/3/25
Test Frequency	2422MHz	Polarization	Horizontal
Temp	22°C	Hum.	67%

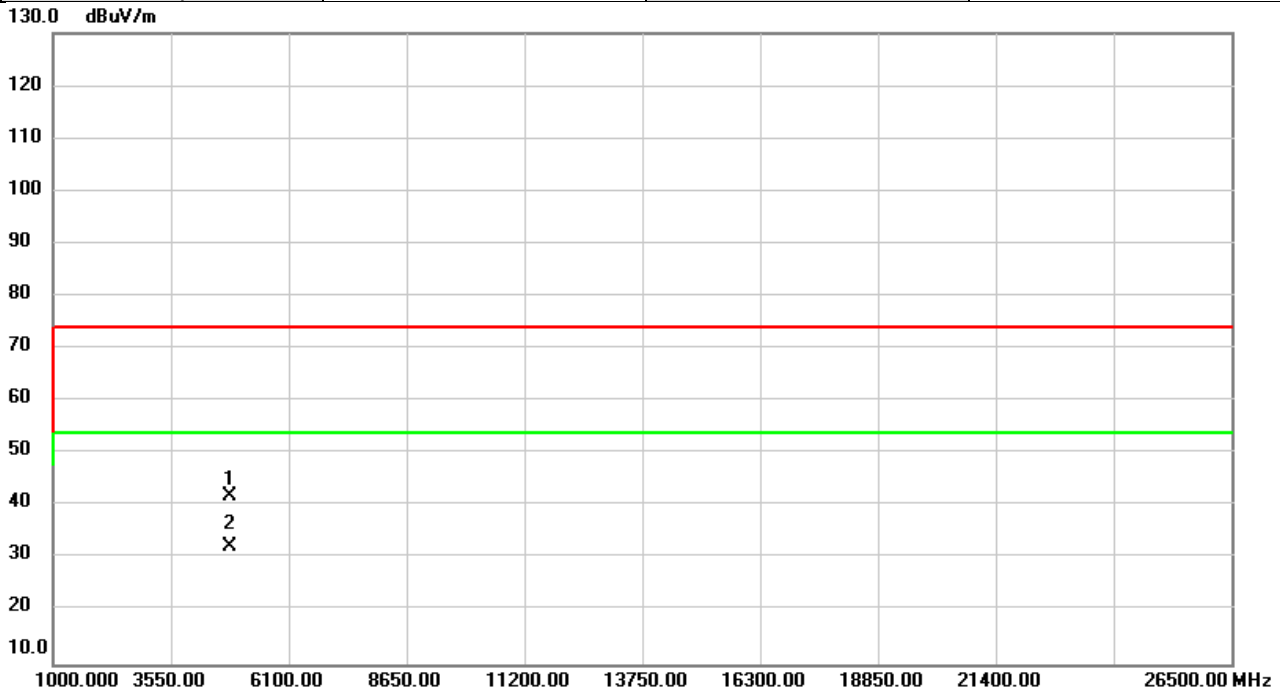


No.	Mk.	Freq.	Reading Level	Correct Factor	Measurement	Limit	Over	Detector	Comment
		MHz	dBuV	dB	dBuV/m	dBuV/m	dB		
1		2297.880	25.85	30.42	56.27	74.00	-17.73	peak	
2		2297.880	14.33	30.42	44.75	54.00	-9.25	AVG	
3	X	2422.000	76.92	30.91	107.83	74.00	33.83	peak	NoLimit
4	*	2422.000	65.82	30.91	96.73	54.00	42.73	AVG	NoLimit
5		2593.733	26.58	31.62	58.20	74.00	-15.80	peak	
6		2593.733	6.19	31.62	37.81	54.00	-16.19	AVG	

**REMARKS:**

- (1) Measurement Value = Reading Level + Correct Factor.
- (2) Margin Level = Measurement Value - Limit Value.

Test Mode	IEEE802.11b	Test Date	2021/3/26
Test Frequency	2412MHz	Polarization	Vertical
Temp	22°C	Hum.	67%

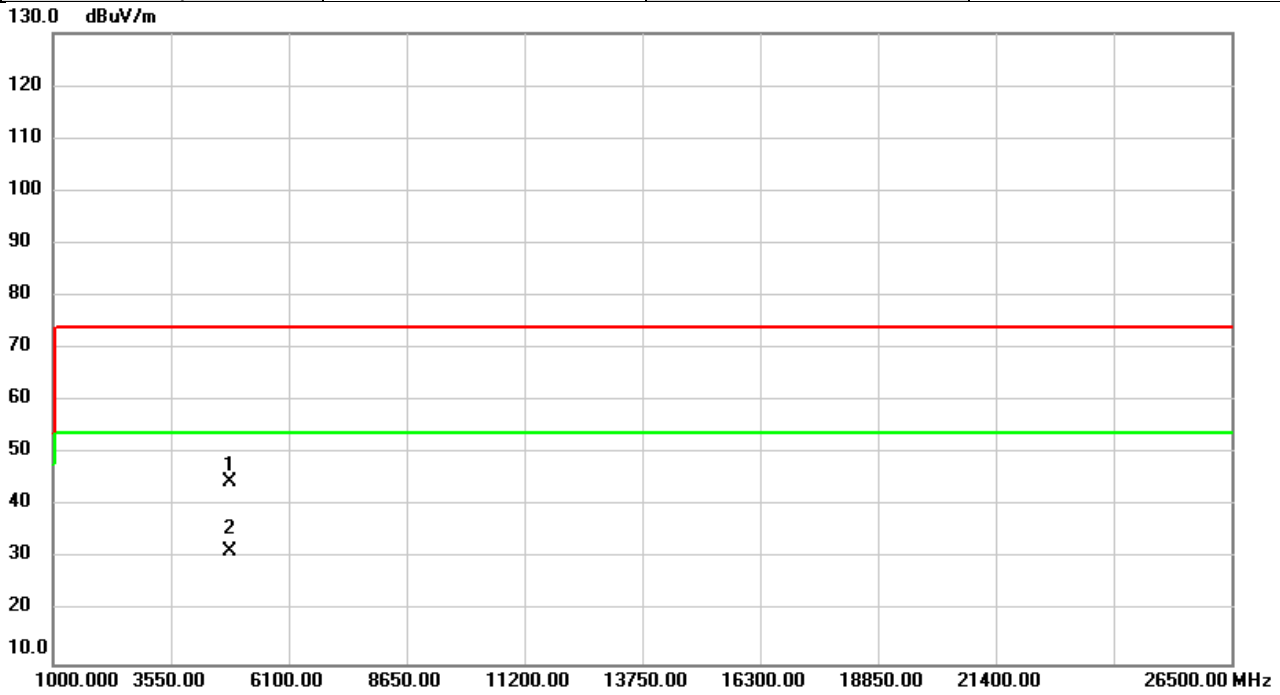


No.	Mk.	Freq.	Reading Level	Correct Factor	Measurement	Limit	Over	Detector	Comment
		MHz	dBuV	dB	dBuV/m	dBuV/m	dB		
1		4824.000	51.94	-9.96	41.98	74.00	-32.02	peak	
2	*	4824.000	42.36	-9.96	32.40	54.00	-21.60	AVG	

**REMARKS:**

- (1) Measurement Value = Reading Level + Correct Factor.
- (2) Margin Level = Measurement Value - Limit Value.

Test Mode	IEEE802.11b	Test Date	2021/3/26
Test Frequency	2412MHz	Polarization	Horizontal
Temp	22°C	Hum.	67%

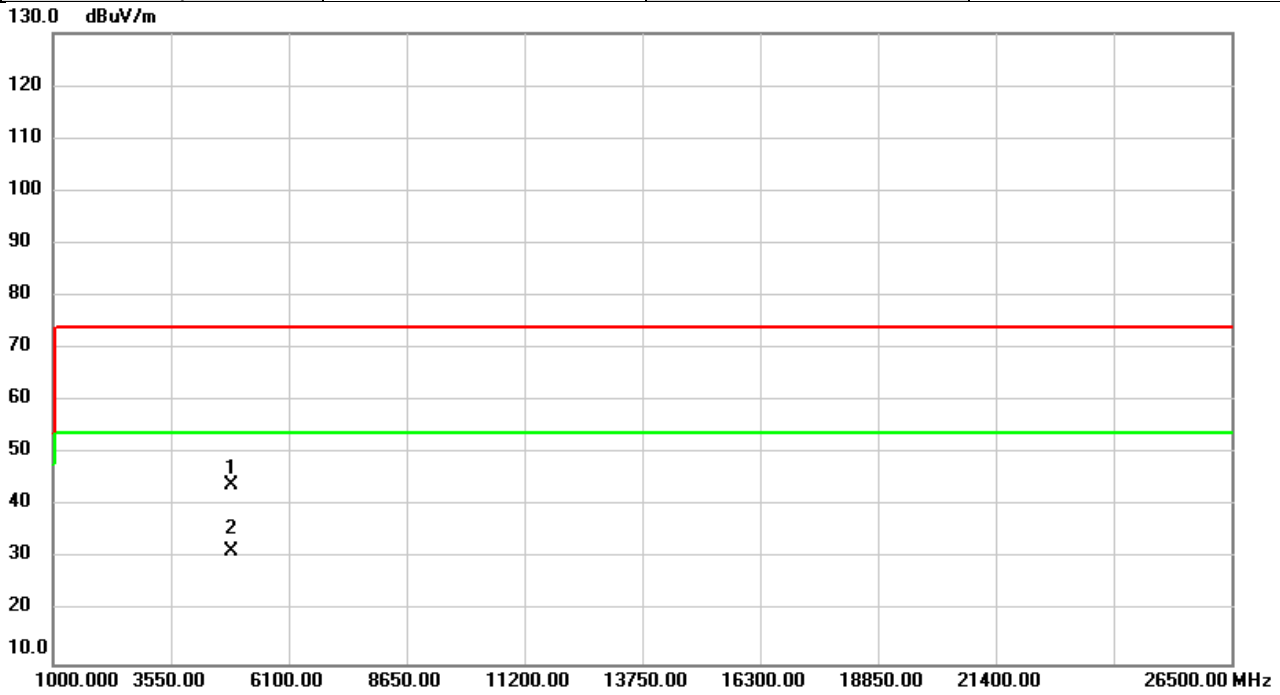


No.	Mk.	Freq. MHz	Reading Level dBuV	Correct Factor dB	Measure- ment dBuV/m	Limit dBuV/m	Over dB	Detector	Comment
1		4824.000	54.60	-9.96	44.64	74.00	-29.36	peak	
2	*	4824.000	41.54	-9.96	31.58	54.00	-22.42	AVG	

**REMARKS:**

- (1) Measurement Value = Reading Level + Correct Factor.
- (2) Margin Level = Measurement Value - Limit Value.

Test Mode	IEEE802.11b	Test Date	2021/3/26
Test Frequency	2437MHz	Polarization	Vertical
Temp	22°C	Hum.	67%

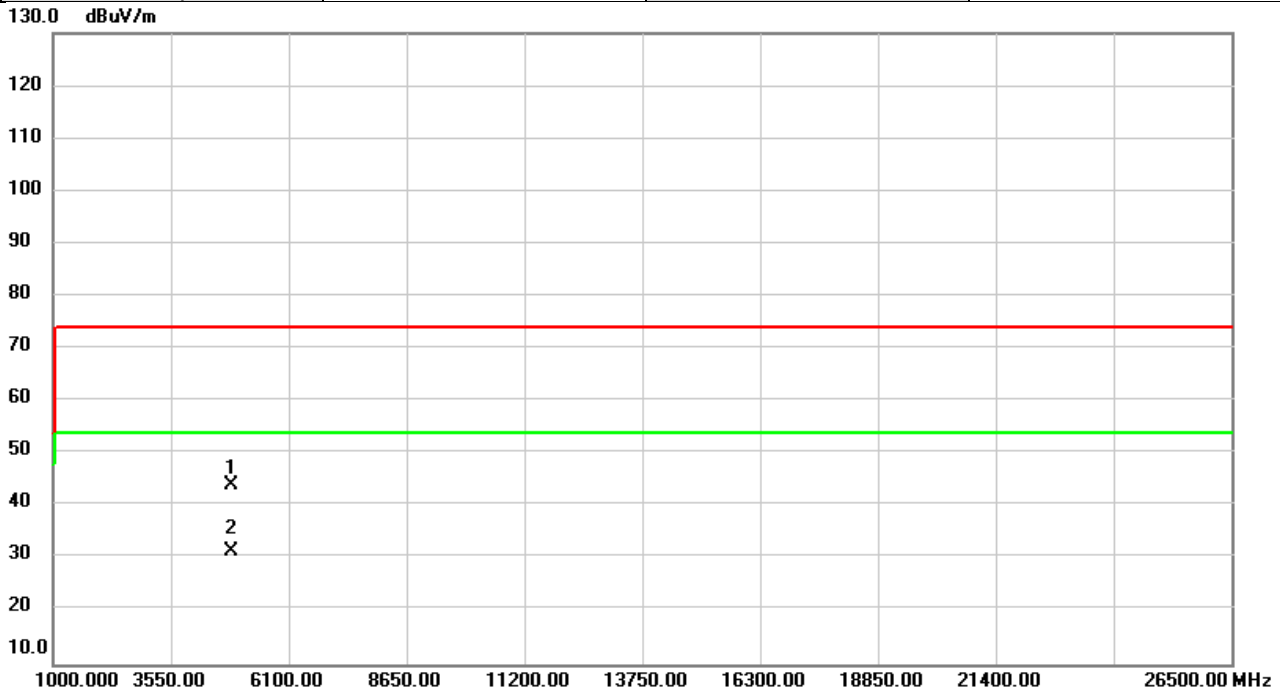


No.	Mk.	Freq.	Reading Level	Correct Factor	Measurement	Limit	Over	Detector	Comment
		MHz	dBuV	dB	dBuV/m	dBuV/m	dB		
1		4874.000	53.71	-9.79	43.92	74.00	-30.08	peak	
2	*	4874.000	41.28	-9.79	31.49	54.00	-22.51	AVG	

**REMARKS:**

- (1) Measurement Value = Reading Level + Correct Factor.
- (2) Margin Level = Measurement Value - Limit Value.

Test Mode	IEEE802.11b	Test Date	2021/3/26
Test Frequency	2437MHz	Polarization	Horizontal
Temp	22°C	Hum.	67%

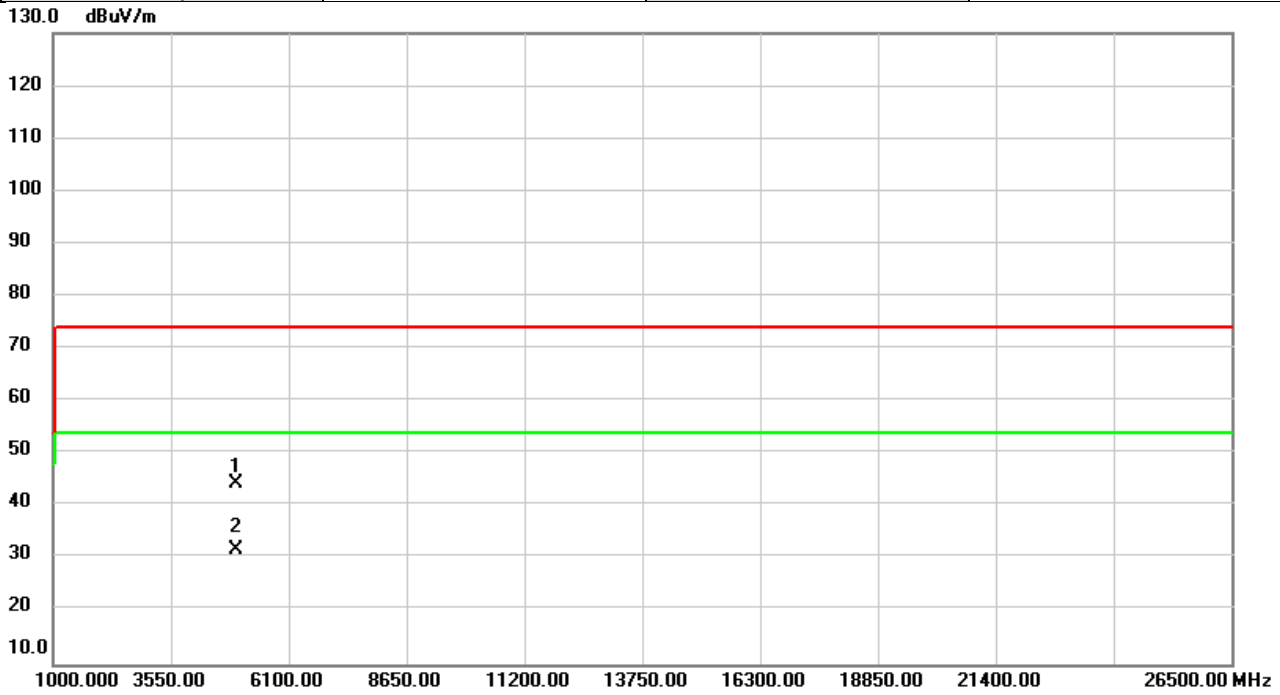


No.	Mk.	Freq. MHz	Reading Level dBuV	Correct Factor dB	Measure- ment dBuV/m	Limit dBuV/m	Over dB	Detector	Comment
1		4874.000	53.96	-9.79	44.17	74.00	-29.83	peak	
2	*	4874.000	41.22	-9.79	31.43	54.00	-22.57	AVG	

**REMARKS:**

- (1) Measurement Value = Reading Level + Correct Factor.
- (2) Margin Level = Measurement Value - Limit Value.

Test Mode	IEEE802.11b	Test Date	2021/3/26
Test Frequency	2462MHz	Polarization	Vertical
Temp	22°C	Hum.	67%

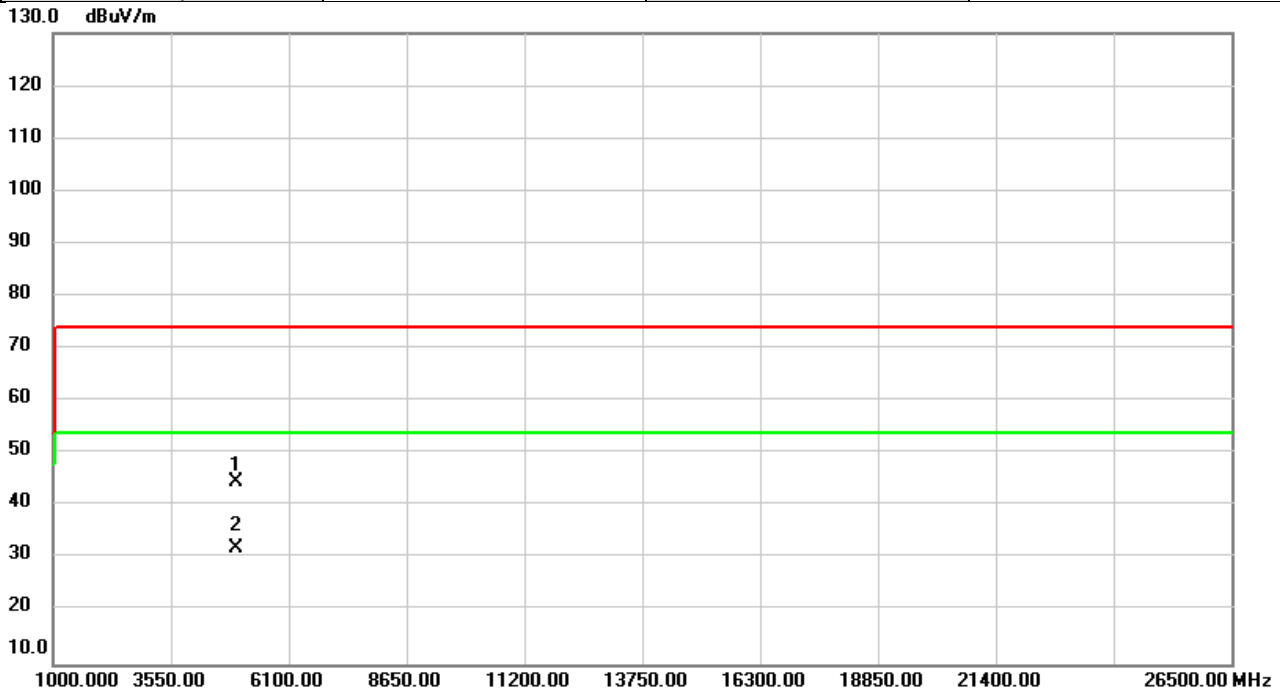


No.	Mk.	Freq.	Reading Level	Correct Factor	Measurement	Limit	Over	Detector	Comment
		MHz	dBuV	dB	dBuV/m	dBuV/m	dB		
1		4944.000	53.83	-9.55	44.28	74.00	-29.72	peak	
2	*	4944.000	41.39	-9.55	31.84	54.00	-22.16	AVG	

**REMARKS:**

- (1) Measurement Value = Reading Level + Correct Factor.
- (2) Margin Level = Measurement Value - Limit Value.

Test Mode	IEEE802.11b	Test Date	2021/3/26
Test Frequency	2462MHz	Polarization	Horizontal
Temp	22°C	Hum.	67%



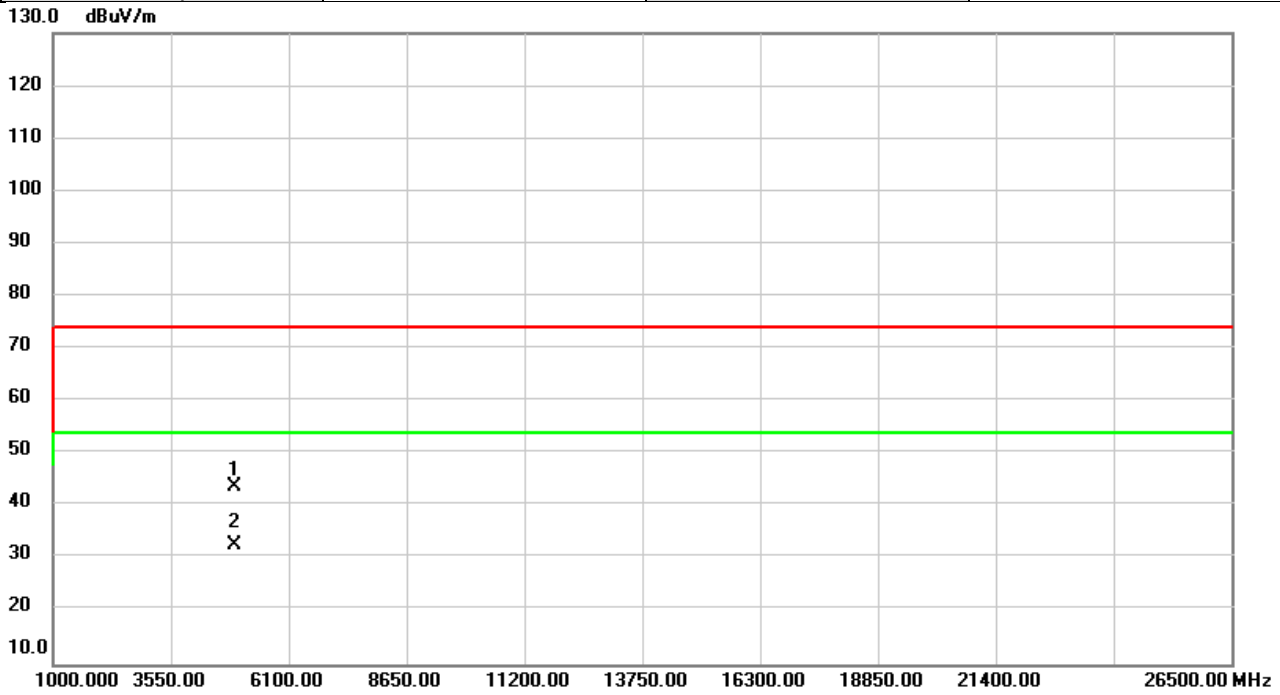
No.	Mk.	Freq. MHz	Reading Level dBuV	Correct Factor dB	Measure- ment dBuV/m	Limit dBuV/m	Over dB	Detector	Comment
1		4944.000	54.09	-9.55	44.54	74.00	-29.46	peak	
2	*	4944.000	41.51	-9.55	31.96	54.00	-22.04	AVG	

**REMARKS:**

- (1) Measurement Value = Reading Level + Correct Factor.
- (2) Margin Level = Measurement Value - Limit Value.



Test Mode	IEEE802.11b	Test Date	2021/3/26
Test Frequency	2467MHz	Polarization	Vertical
Temp	22°C	Hum.	67%

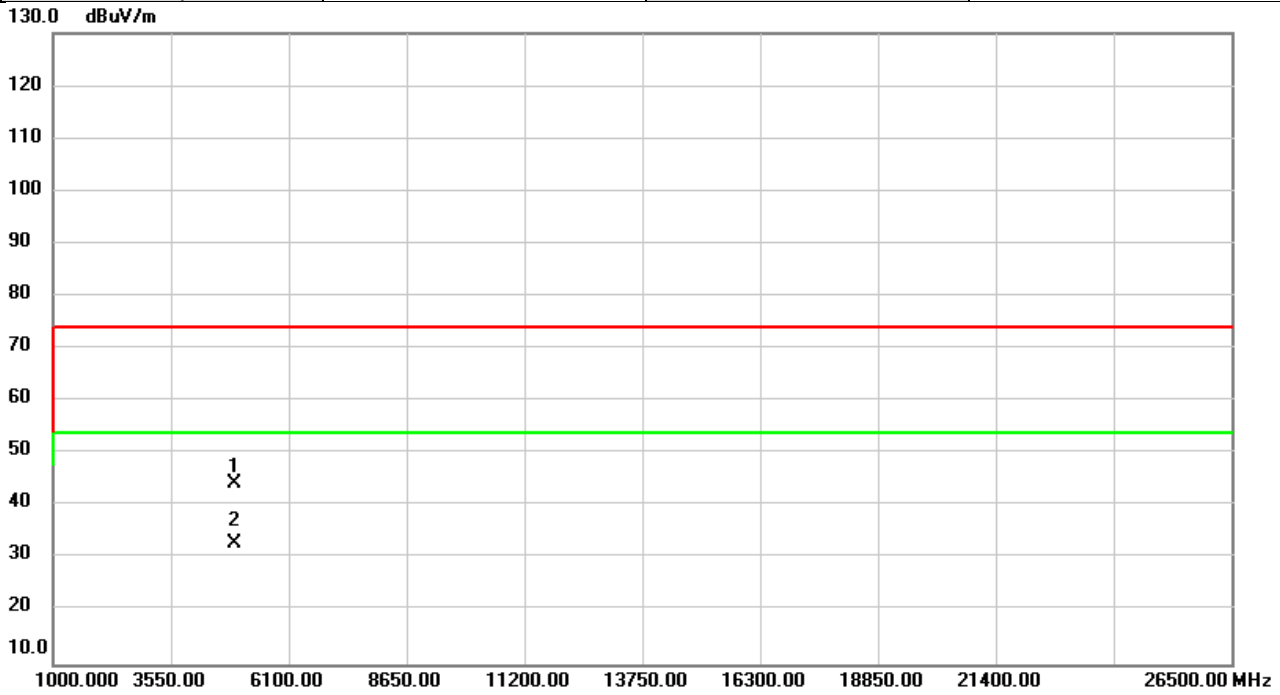


No.	Mk.	Freq.	Reading Level	Correct Factor	Measurement	Limit	Over	Detector	Comment
		MHz	dBuV	dB	dBuV/m	dBuV/m	dB		
1		4934.000	53.38	-9.59	43.79	74.00	-30.21	peak	
2	*	4934.000	42.20	-9.59	32.61	54.00	-21.39	AVG	

**REMARKS:**

- (1) Measurement Value = Reading Level + Correct Factor.
- (2) Margin Level = Measurement Value - Limit Value.

Test Mode	IEEE802.11b	Test Date	2021/3/26
Test Frequency	2467MHz	Polarization	Horizontal
Temp	22°C	Hum.	67%

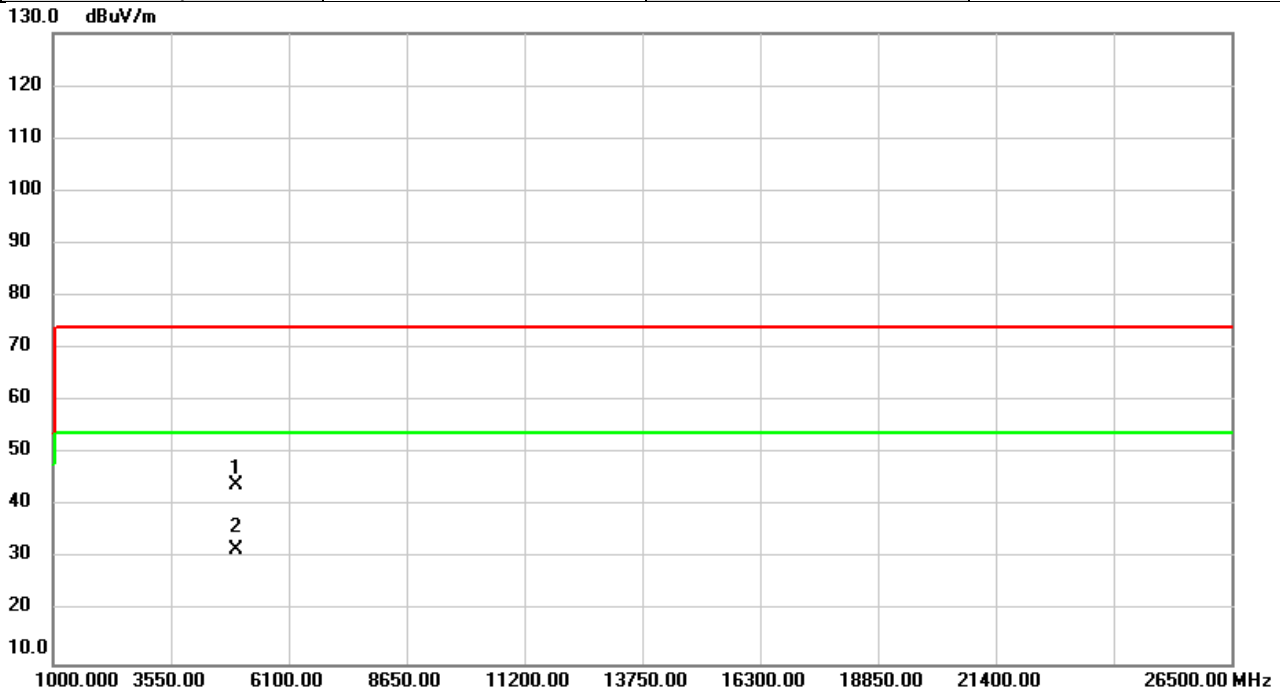


No.	Mk.	Freq.	Reading Level	Correct Factor	Measurement	Limit	Over	Detector	Comment
		MHz	dBuV	dB	dBuV/m	dBuV/m	dB		
1		4934.000	53.85	-9.59	44.26	74.00	-29.74	peak	
2	*	4934.000	42.57	-9.59	32.98	54.00	-21.02	AVG	

**REMARKS:**

- (1) Measurement Value = Reading Level + Correct Factor.
- (2) Margin Level = Measurement Value - Limit Value.

Test Mode	IEEE802.11b	Test Date	2021/3/26
Test Frequency	2472MHz	Polarization	Vertical
Temp	22°C	Hum.	67%

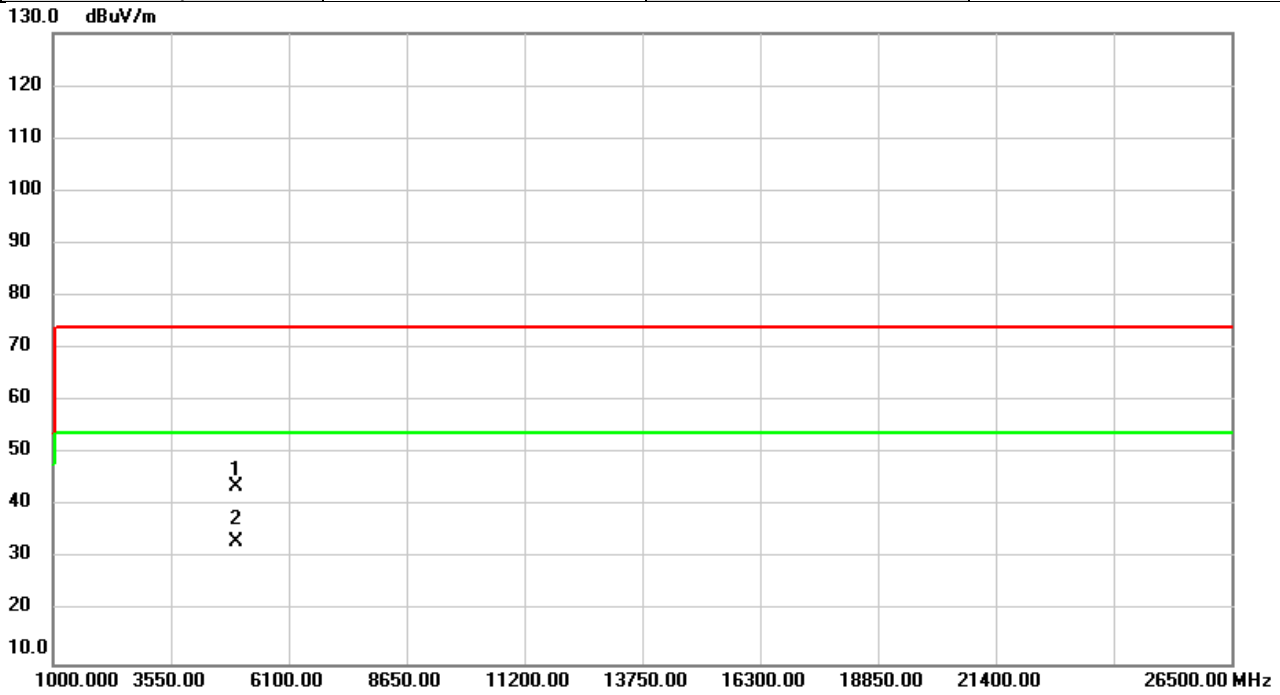


No.	Mk.	Freq. MHz	Reading Level dBuV	Correct Factor dB	Measure- ment dBuV/m	Limit dBuV/m	Over dB	Detector	Comment
1		4944.000	53.58	-9.55	44.03	74.00	-29.97	peak	
2	*	4944.000	41.25	-9.55	31.70	54.00	-22.30	AVG	

**REMARKS:**

- (1) Measurement Value = Reading Level + Correct Factor.
- (2) Margin Level = Measurement Value - Limit Value.

Test Mode	IEEE802.11b	Test Date	2021/3/26
Test Frequency	2472MHz	Polarization	Horizontal
Temp	22°C	Hum.	67%

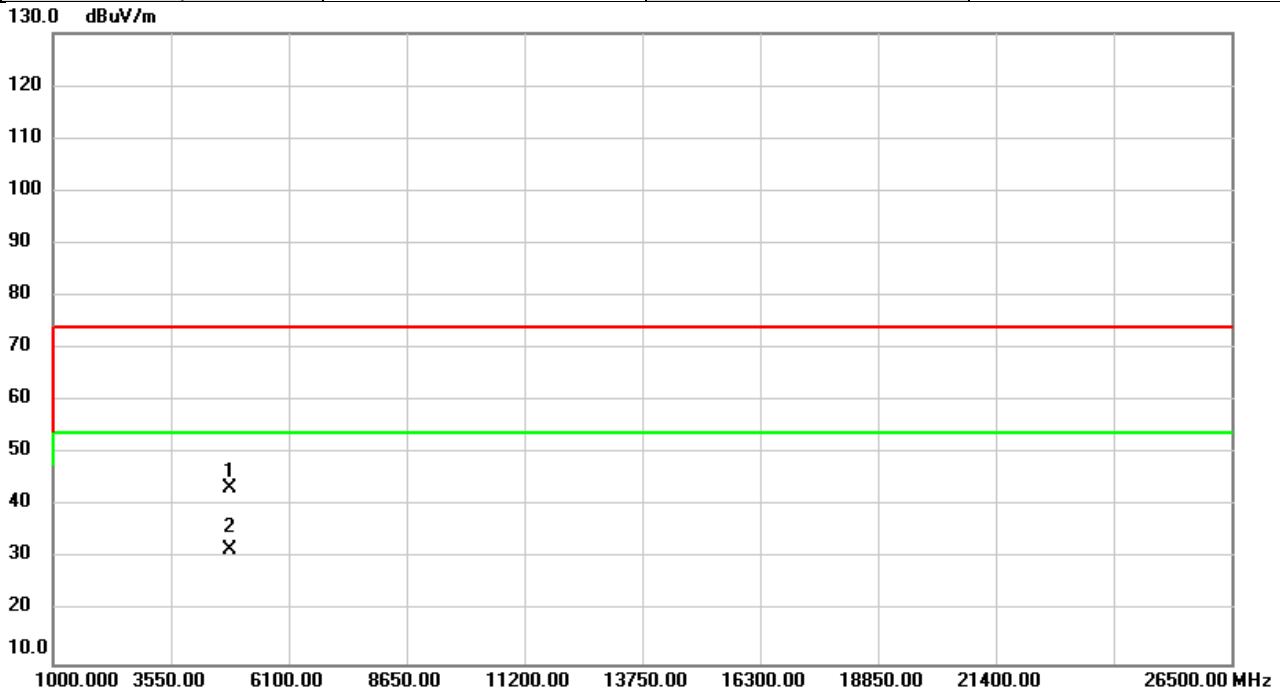


No.	Mk.	Freq. MHz	Reading Level dBuV	Correct Factor dB	Measure- ment dBuV/m	Limit dBuV/m	Over dB	Detector	Comment
1		4944.000	53.35	-9.55	43.80	74.00	-30.20	peak	
2	*	4944.000	42.82	-9.55	33.27	54.00	-20.73	AVG	

**REMARKS:**

- (1) Measurement Value = Reading Level + Correct Factor.
- (2) Margin Level = Measurement Value - Limit Value.

Test Mode	IEEE802.11g	Test Date	2021/3/26
Test Frequency	2412MHz	Polarization	Vertical
Temp	22°C	Hum.	67%

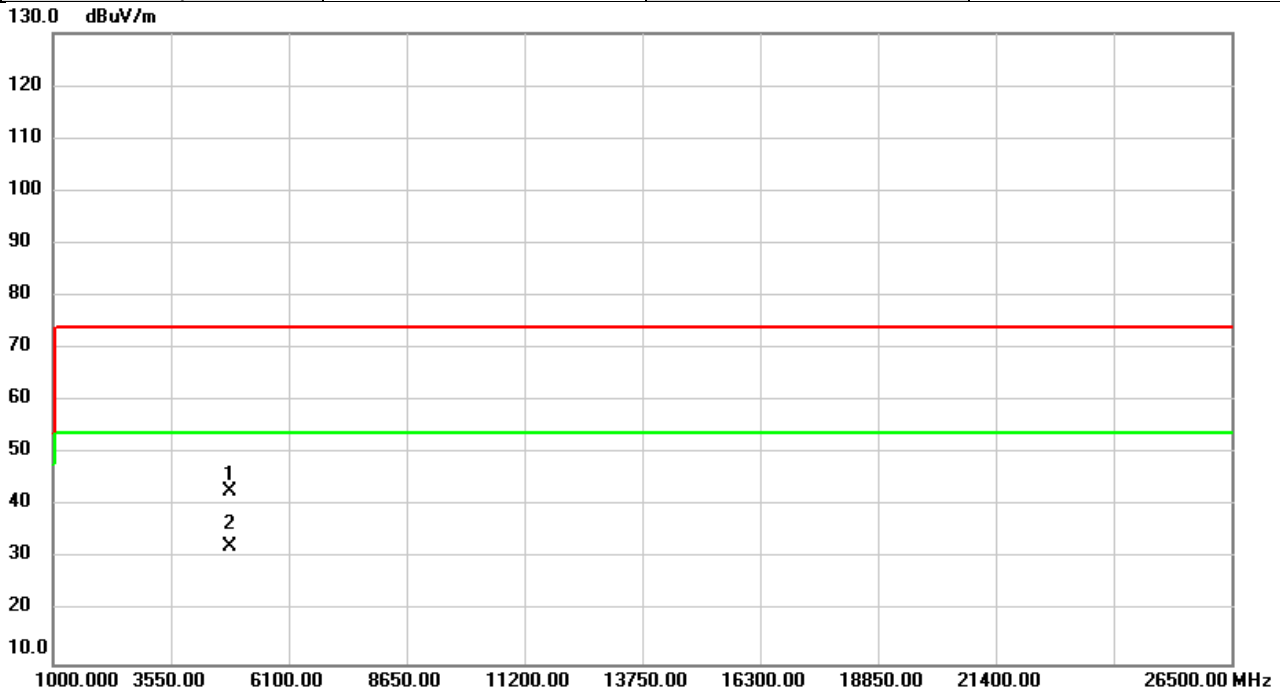


No.	Mk.	Freq. MHz	Reading Level dBuV	Correct Factor dB	Measure- ment dBuV/m	Limit dBuV/m	Over dB	Detector	Comment
1		4824.000	53.40	-9.96	43.44	74.00	-30.56	peak	
2	*	4824.000	41.72	-9.96	31.76	54.00	-22.24	AVG	

**REMARKS:**

- (1) Measurement Value = Reading Level + Correct Factor.
- (2) Margin Level = Measurement Value - Limit Value.

Test Mode	IEEE802.11g	Test Date	2021/3/26
Test Frequency	2412MHz	Polarization	Horizontal
Temp	22°C	Hum.	67%

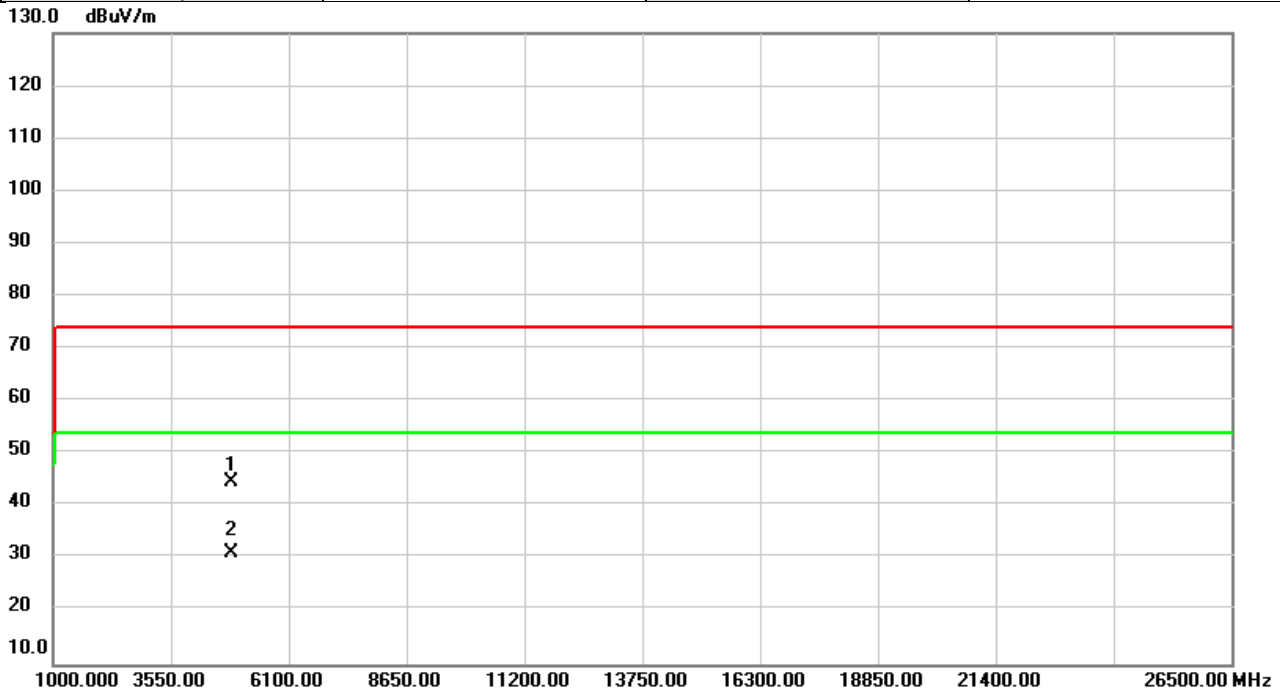


No.	Mk.	Freq. MHz	Reading Level dBuV	Correct Factor dB	Measure- ment dBuV/m	Limit dBuV/m	Over dB	Detector	Comment
1		4824.000	52.89	-9.96	42.93	74.00	-31.07	peak	
2	*	4824.000	42.30	-9.96	32.34	54.00	-21.66	AVG	

**REMARKS:**

- (1) Measurement Value = Reading Level + Correct Factor.
- (2) Margin Level = Measurement Value - Limit Value.

Test Mode	IEEE802.11g	Test Date	2021/3/26
Test Frequency	2437MHz	Polarization	Vertical
Temp	22°C	Hum.	67%

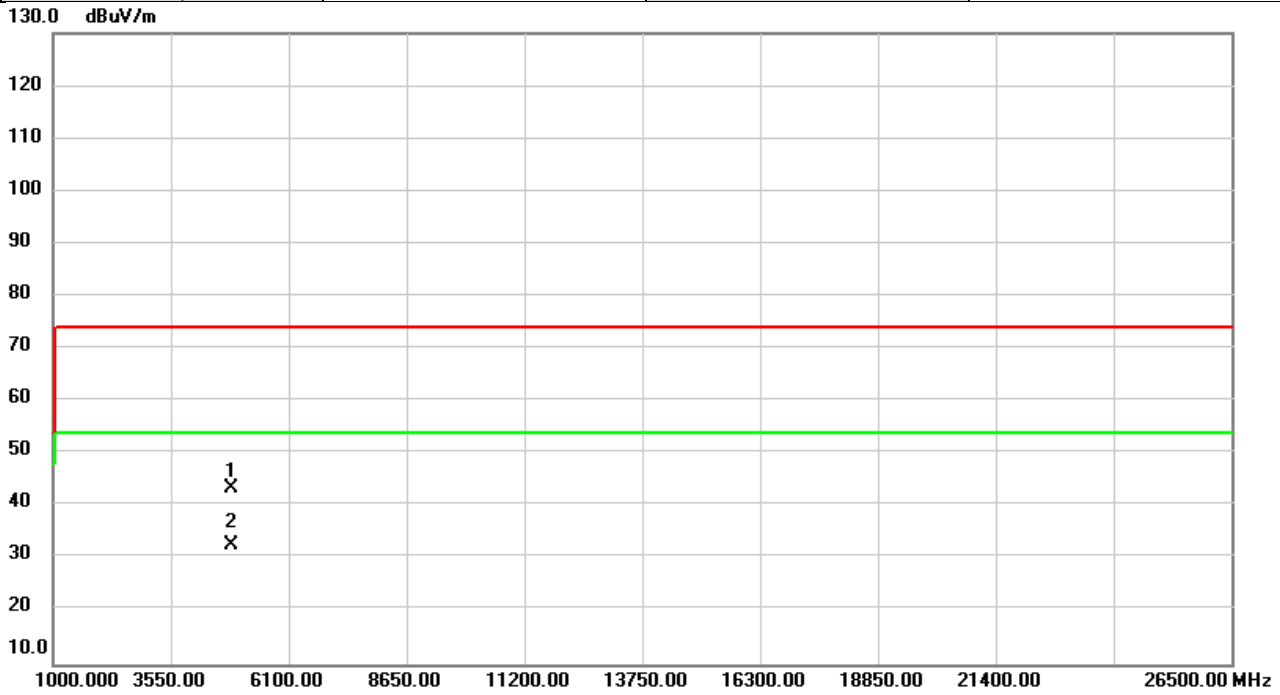


No.	Mk.	Freq.	Reading Level	Correct Factor	Measurement	Limit	Over	Detector	Comment
		MHz	dBuV	dB	dBuV/m	dBuV/m	dB		
1		4874.000	54.58	-9.79	44.79	74.00	-29.21	peak	
2	*	4874.000	41.09	-9.79	31.30	54.00	-22.70	AVG	

**REMARKS:**

- (1) Measurement Value = Reading Level + Correct Factor.
- (2) Margin Level = Measurement Value - Limit Value.

Test Mode	IEEE802.11g	Test Date	2021/3/26
Test Frequency	2437MHz	Polarization	Horizontal
Temp	22°C	Hum.	67%



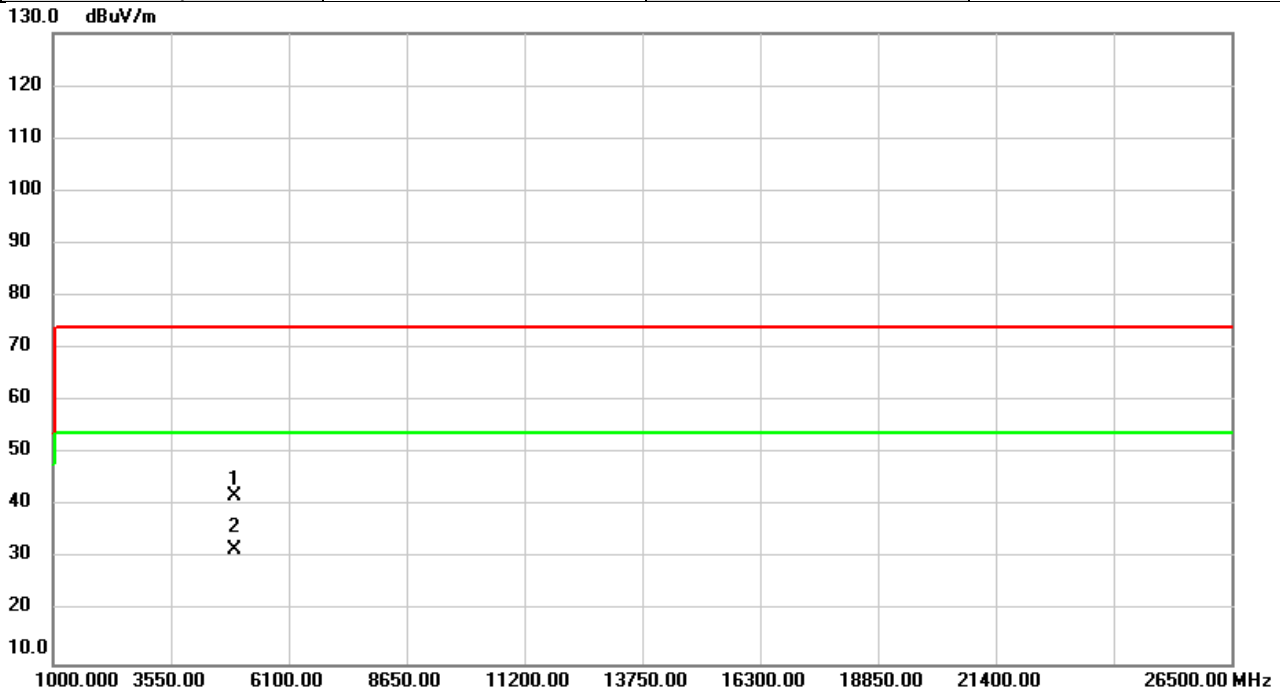
No.	Mk.	Freq.	Reading Level	Correct Factor	Measurement	Limit	Over	Detector	Comment
		MHz	dBuV	dB	dBuV/m	dBuV/m	dB		
1		4874.000	53.16	-9.79	43.37	74.00	-30.63	peak	
2	*	4874.000	42.56	-9.79	32.77	54.00	-21.23	AVG	

**REMARKS:**

- (1) Measurement Value = Reading Level + Correct Factor.
- (2) Margin Level = Measurement Value - Limit Value.



Test Mode	IEEE802.11g	Test Date	2021/3/26
Test Frequency	2462MHz	Polarization	Vertical
Temp	22°C	Hum.	67%

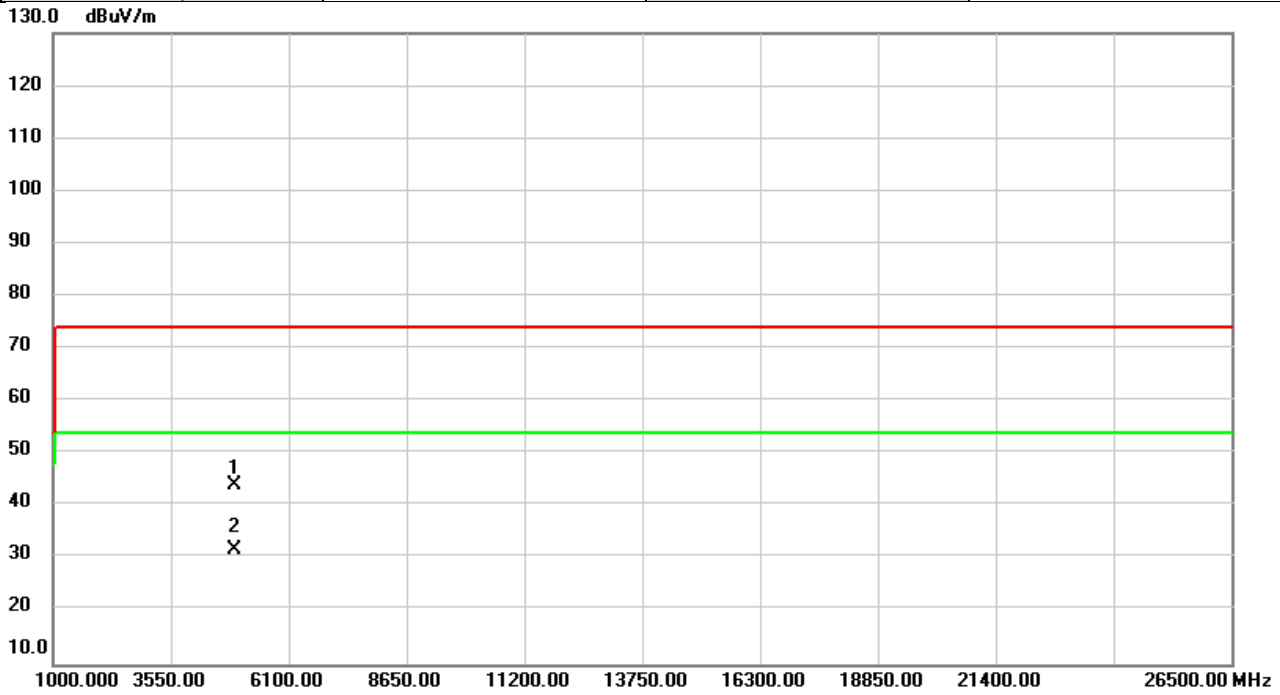


No.	Mk.	Freq.	Reading Level	Correct Factor	Measurement	Limit	Over	Detector	Comment
		MHz	dBuV	dB	dBuV/m	dBuV/m	dB		
1		4924.000	51.65	-9.62	42.03	74.00	-31.97	peak	
2	*	4924.000	41.35	-9.62	31.73	54.00	-22.27	AVG	

REMARKS:

- (1) Measurement Value = Reading Level + Correct Factor.
- (2) Margin Level = Measurement Value - Limit Value.

Test Mode	IEEE802.11g	Test Date	2021/3/26
Test Frequency	2462MHz	Polarization	Horizontal
Temp	22°C	Hum.	67%

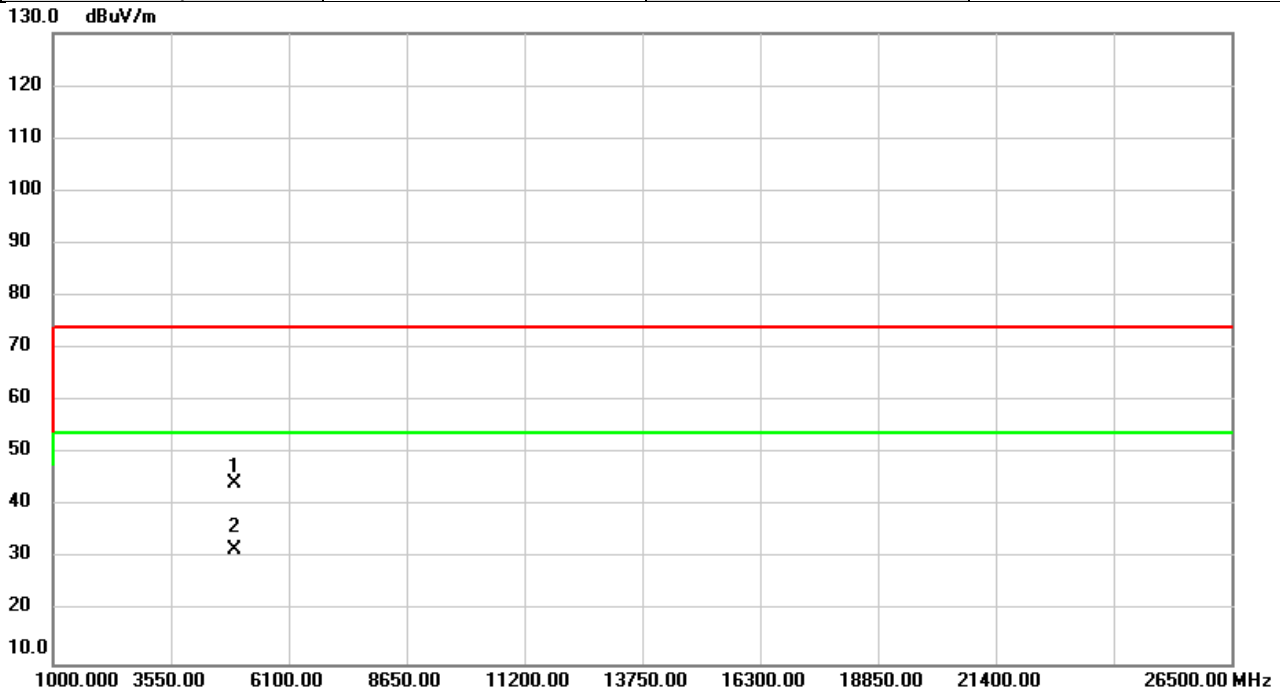


No.	Mk.	Freq. MHz	Reading Level dBuV	Correct Factor dB	Measure- ment dBuV/m	Limit dBuV/m	Over dB	Detector	Comment
1		4924.000	53.69	-9.62	44.07	74.00	-29.93	peak	
2	*	4924.000	41.52	-9.62	31.90	54.00	-22.10	AVG	

**REMARKS:**

- (1) Measurement Value = Reading Level + Correct Factor.
- (2) Margin Level = Measurement Value - Limit Value.

Test Mode	IEEE802.11g	Test Date	2021/3/26
Test Frequency	2467MHz	Polarization	Vertical
Temp	22°C	Hum.	67%

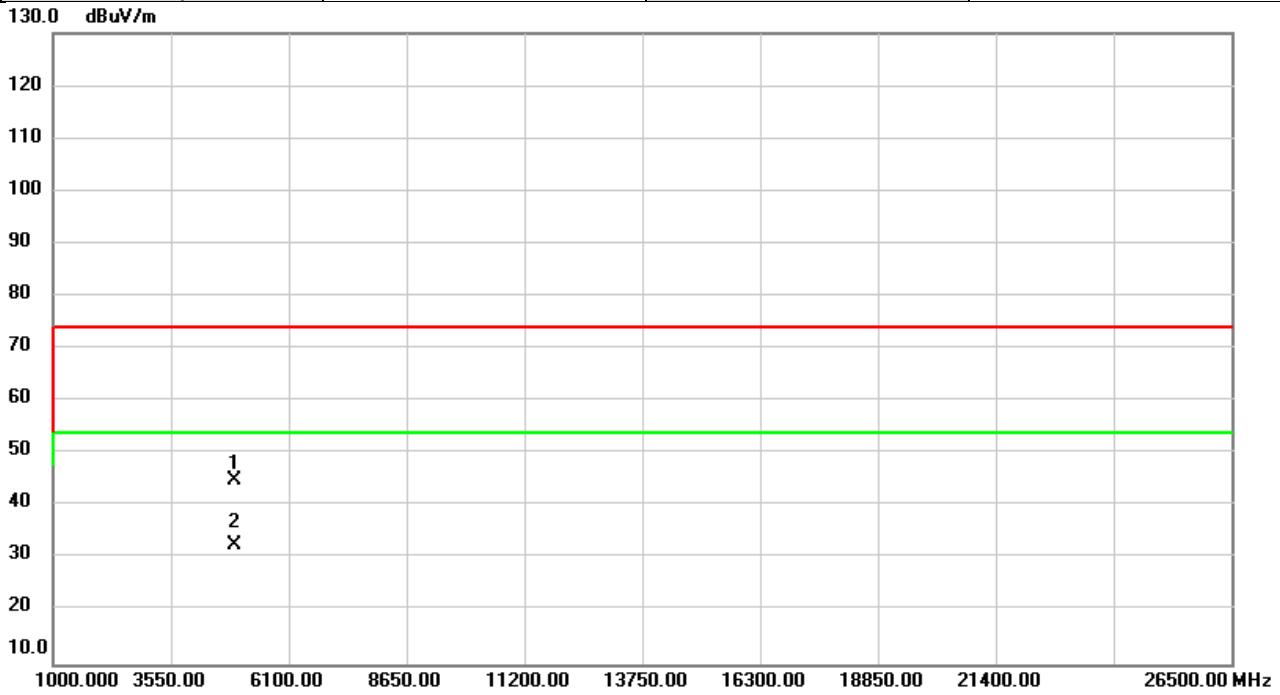


No.	Mk.	Freq. MHz	Reading Level dBuV	Correct Factor dB	Measure- ment dBuV/m	Limit dBuV/m	Over dB	Detector	Comment
1		4934.000	54.02	-9.59	44.43	74.00	-29.57	peak	
2	*	4934.000	41.36	-9.59	31.77	54.00	-22.23	AVG	

**REMARKS:**

- (1) Measurement Value = Reading Level + Correct Factor.
- (2) Margin Level = Measurement Value - Limit Value.

Test Mode	IEEE802.11g	Test Date	2021/3/26
Test Frequency	2467MHz	Polarization	Horizontal
Temp	22°C	Hum.	67%

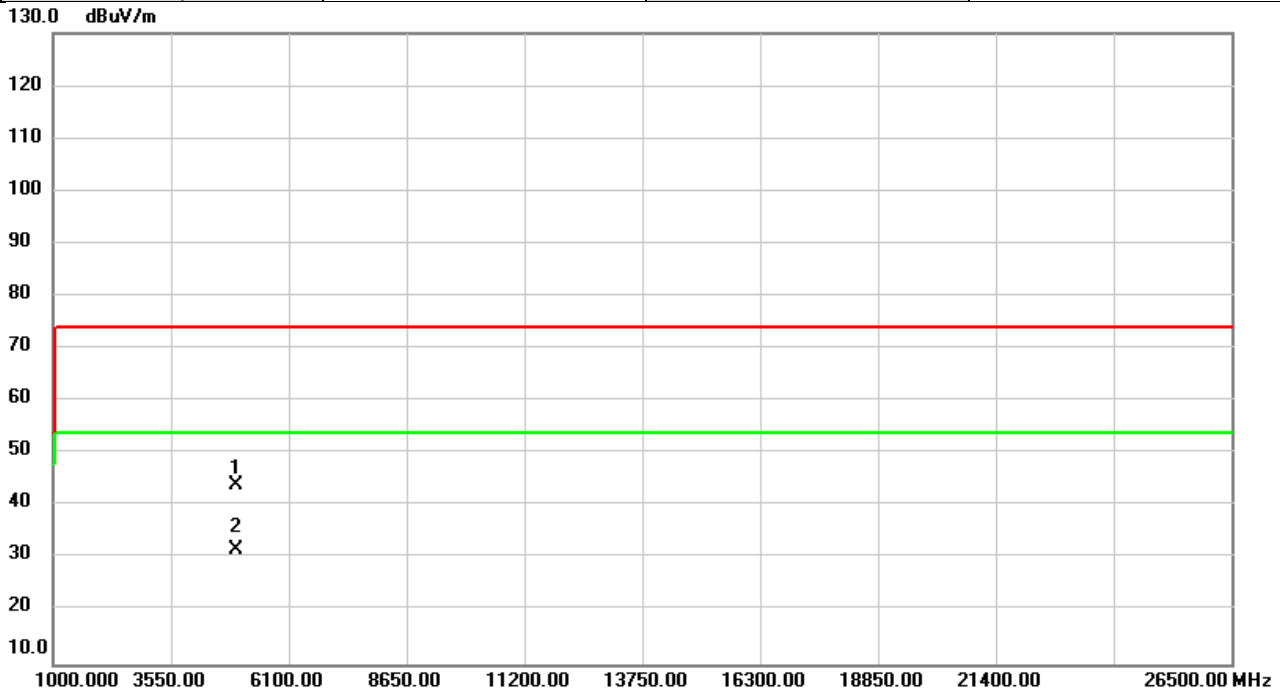


No.	Mk.	Freq.	Reading Level	Correct Factor	Measurement	Limit	Over	Detector	Comment
		MHz	dBuV	dB	dBuV/m	dBuV/m	dB		
1		4934.000	54.50	-9.59	44.91	74.00	-29.09	peak	
2	*	4934.000	42.10	-9.59	32.51	54.00	-21.49	AVG	

**REMARKS:**

- (1) Measurement Value = Reading Level + Correct Factor.
- (2) Margin Level = Measurement Value - Limit Value.

Test Mode	IEEE802.11g	Test Date	2021/3/26
Test Frequency	2472MHz	Polarization	Vertical
Temp	22°C	Hum.	67%

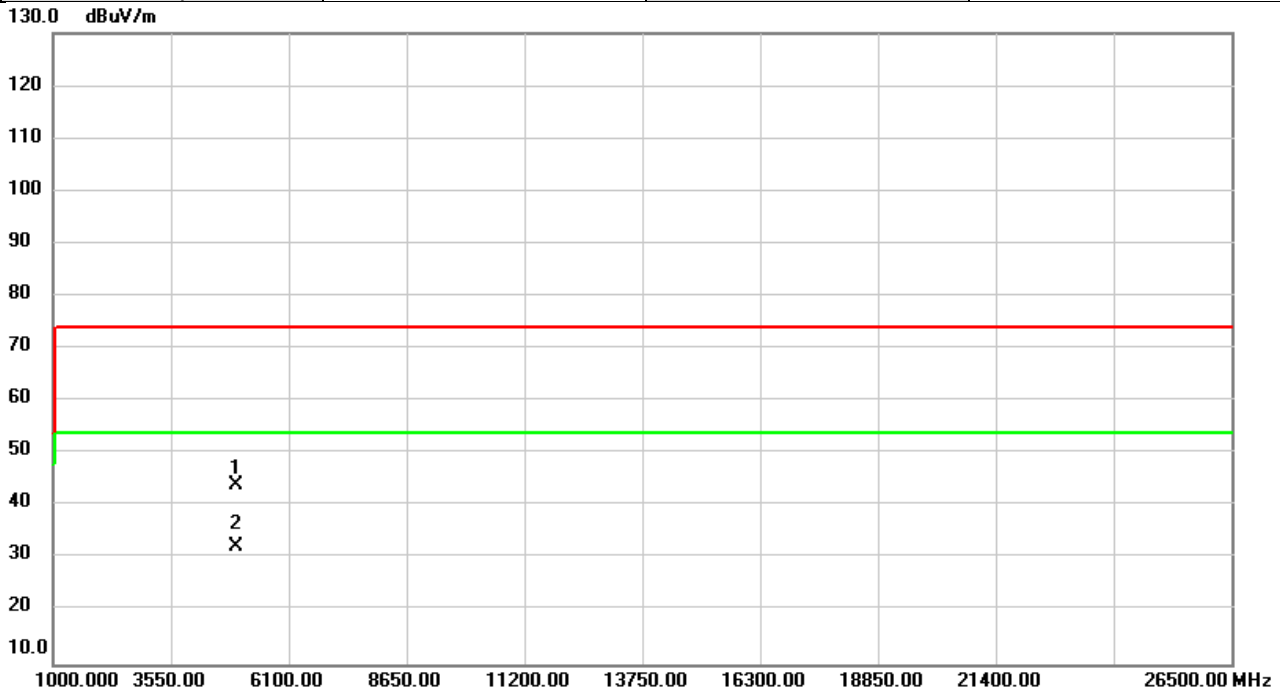


No.	Mk.	Freq. MHz	Reading Level dBuV	Correct Factor dB	Measure- ment dBuV/m	Limit dBuV/m	Over dB	Detector	Comment
1		4944.000	53.68	-9.55	44.13	74.00	-29.87	peak	
2	*	4944.000	41.39	-9.55	31.84	54.00	-22.16	AVG	

**REMARKS:**

- (1) Measurement Value = Reading Level + Correct Factor.
- (2) Margin Level = Measurement Value - Limit Value.

Test Mode	IEEE802.11g	Test Date	2021/3/26
Test Frequency	2472MHz	Polarization	Horizontal
Temp	22°C	Hum.	67%

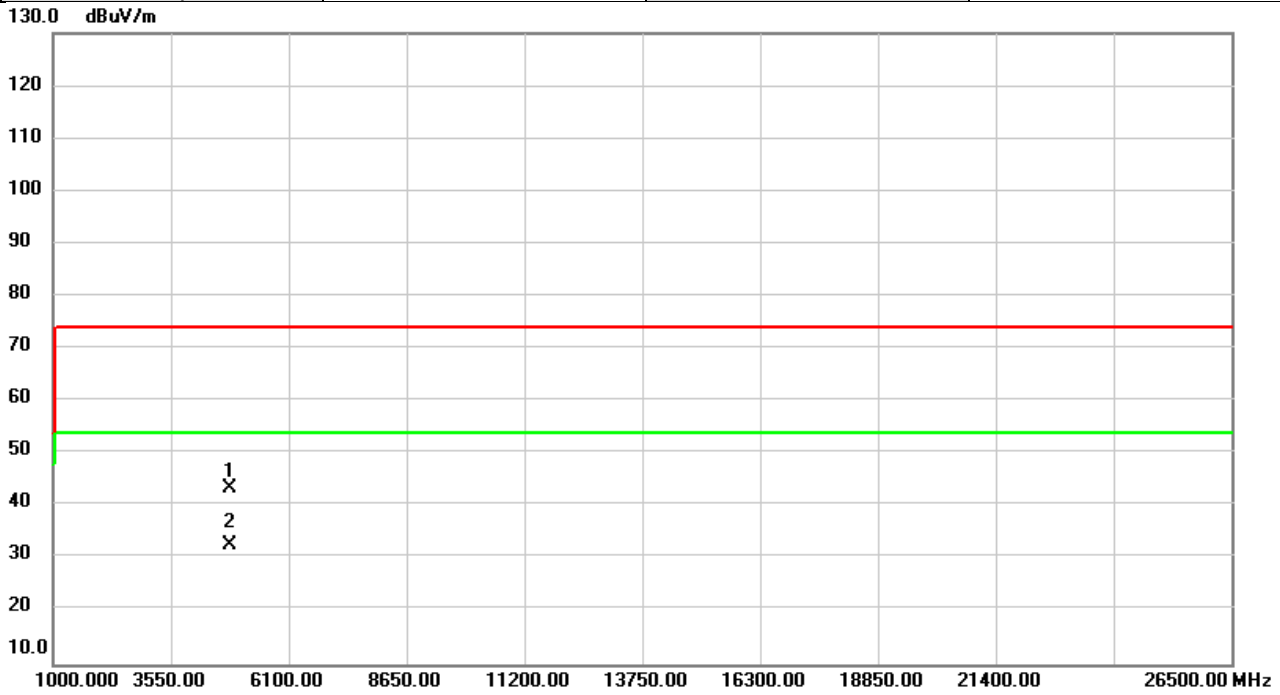


No.	Mk.	Freq. MHz	Reading Level dBuV	Correct Factor dB	Measure- ment dBuV/m	Limit dBuV/m	Over dB	Detector	Comment
1		4944.000	53.51	-9.55	43.96	74.00	-30.04	peak	
2	*	4944.000	41.91	-9.55	32.36	54.00	-21.64	AVG	

**REMARKS:**

- (1) Measurement Value = Reading Level + Correct Factor.
- (2) Margin Level = Measurement Value - Limit Value.

Test Mode	IEEE802.11n(HT20)	Test Date	2021/3/26
Test Frequency	2412MHz	Polarization	Vertical
Temp	22°C	Hum.	67%

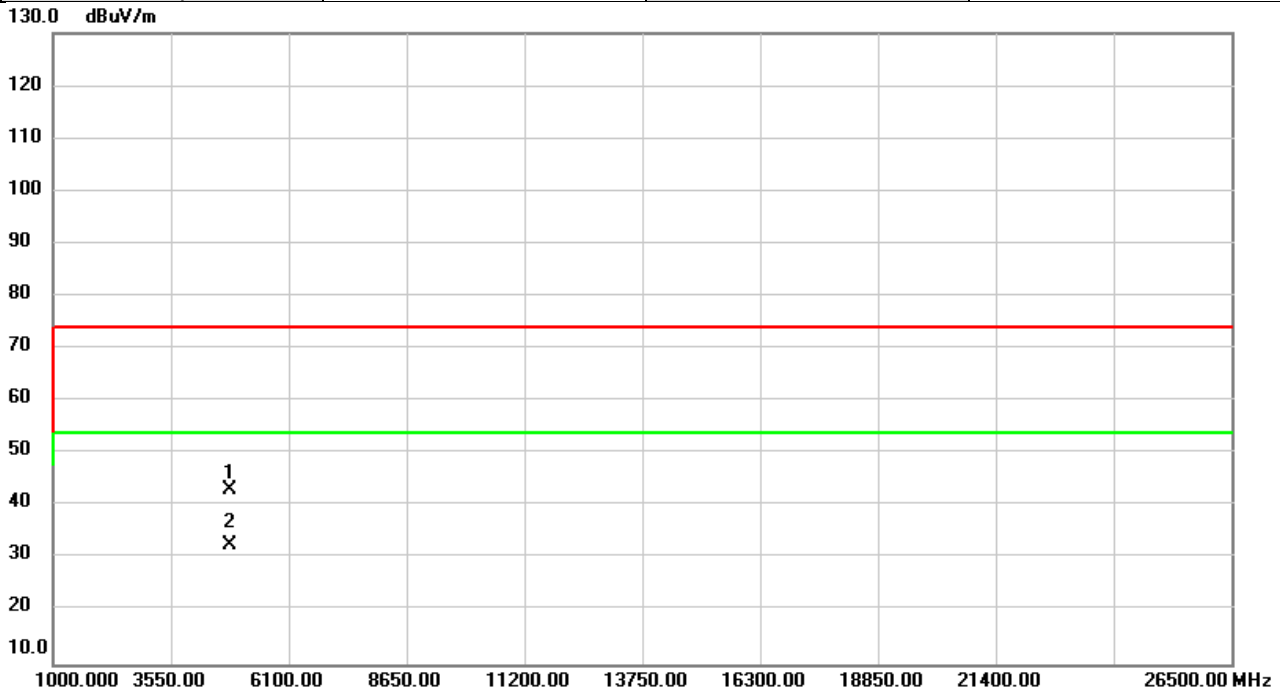


No.	Mk.	Freq.	Reading Level	Correct Factor	Measurement	Limit	Over	Detector	Comment
		MHz	dBuV	dB	dBuV/m	dBuV/m	dB		
1		4824.000	53.27	-9.96	43.31	74.00	-30.69	peak	
2	*	4824.000	42.72	-9.96	32.76	54.00	-21.24	AVG	

**REMARKS:**

- (1) Measurement Value = Reading Level + Correct Factor.
- (2) Margin Level = Measurement Value - Limit Value.

Test Mode	IEEE802.11n(HT20)	Test Date	2021/3/26
Test Frequency	2412MHz	Polarization	Horizontal
Temp	22°C	Hum.	67%



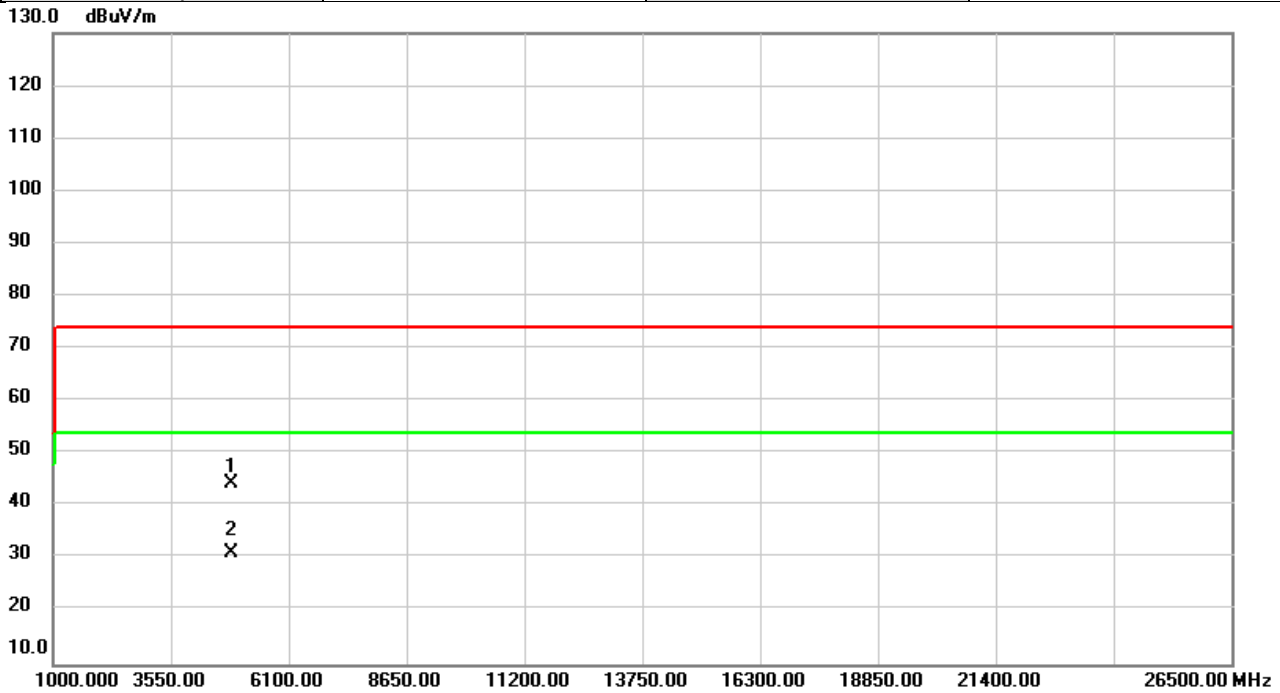
No.	Mk.	Freq. MHz	Reading Level dBuV	Correct Factor dB	Measure- ment dBuV/m	Limit dBuV/m	Over dB	Detector	Comment
1		4824.000	53.18	-9.96	43.22	74.00	-30.78	peak	
2	*	4824.000	42.55	-9.96	32.59	54.00	-21.41	AVG	

**REMARKS:**

- (1) Measurement Value = Reading Level + Correct Factor.
- (2) Margin Level = Measurement Value - Limit Value.



Test Mode	IEEE802.11n(HT20)	Test Date	2021/3/26
Test Frequency	2437MHz	Polarization	Vertical
Temp	22°C	Hum.	67%

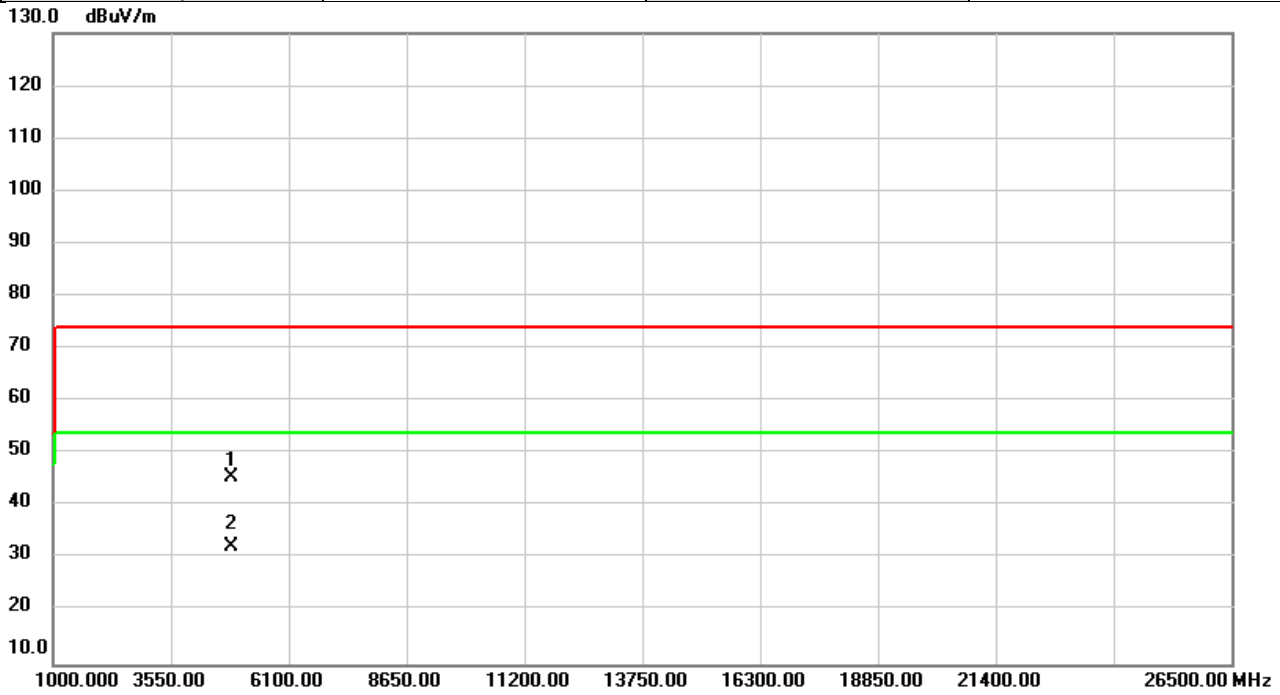


No.	Mk.	Freq. MHz	Reading Level dBuV	Correct Factor dB	Measure- ment dBuV/m	Limit dBuV/m	Over dB	Detector	Comment
1		4874.000	54.04	-9.79	44.25	74.00	-29.75	peak	
2	*	4874.000	41.00	-9.79	31.21	54.00	-22.79	AVG	

**REMARKS:**

- (1) Measurement Value = Reading Level + Correct Factor.
- (2) Margin Level = Measurement Value - Limit Value.

Test Mode	IEEE802.11n(HT20)	Test Date	2021/3/26
Test Frequency	2437MHz	Polarization	Horizontal
Temp	22°C	Hum.	67%

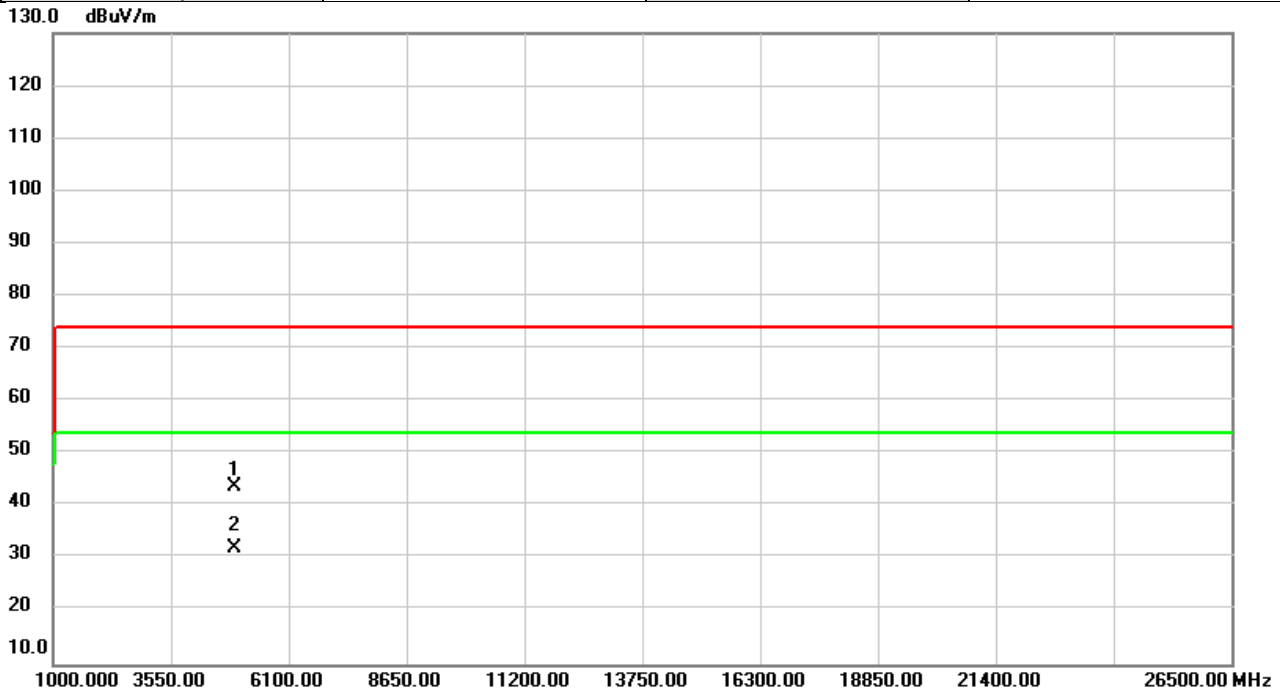


No.	Mk.	Freq.	Reading Level	Correct Factor	Measurement	Limit	Over	Detector	Comment
		MHz	dBuV	dB	dBuV/m	dBuV/m	dB		
1		4874.000	55.21	-9.79	45.42	74.00	-28.58	peak	
2	*	4874.000	42.19	-9.79	32.40	54.00	-21.60	AVG	

**REMARKS:**

- (1) Measurement Value = Reading Level + Correct Factor.
- (2) Margin Level = Measurement Value - Limit Value.

Test Mode	IEEE802.11n(HT20)	Test Date	2021/3/26
Test Frequency	2462MHz	Polarization	Vertical
Temp	22°C	Hum.	67%

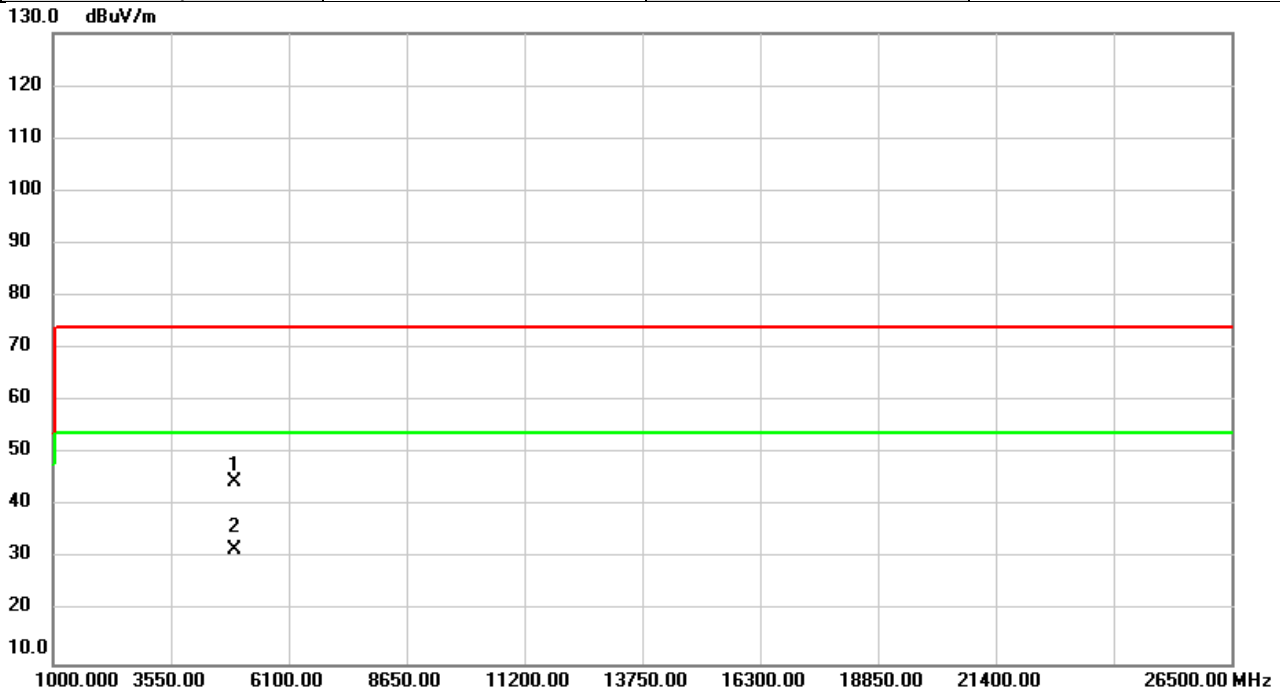


No.	Mk.	Freq.	Reading Level	Correct Factor	Measurement	Limit	Over	Detector	Comment
		MHz	dBuV	dB	dBuV/m	dBuV/m	dB		
1		4924.000	53.46	-9.62	43.84	74.00	-30.16	peak	
2	*	4924.000	41.77	-9.62	32.15	54.00	-21.85	AVG	

**REMARKS:**

- (1) Measurement Value = Reading Level + Correct Factor.
- (2) Margin Level = Measurement Value - Limit Value.

Test Mode	IEEE802.11n(HT20)	Test Date	2021/3/26
Test Frequency	2462MHz	Polarization	Horizontal
Temp	22°C	Hum.	67%

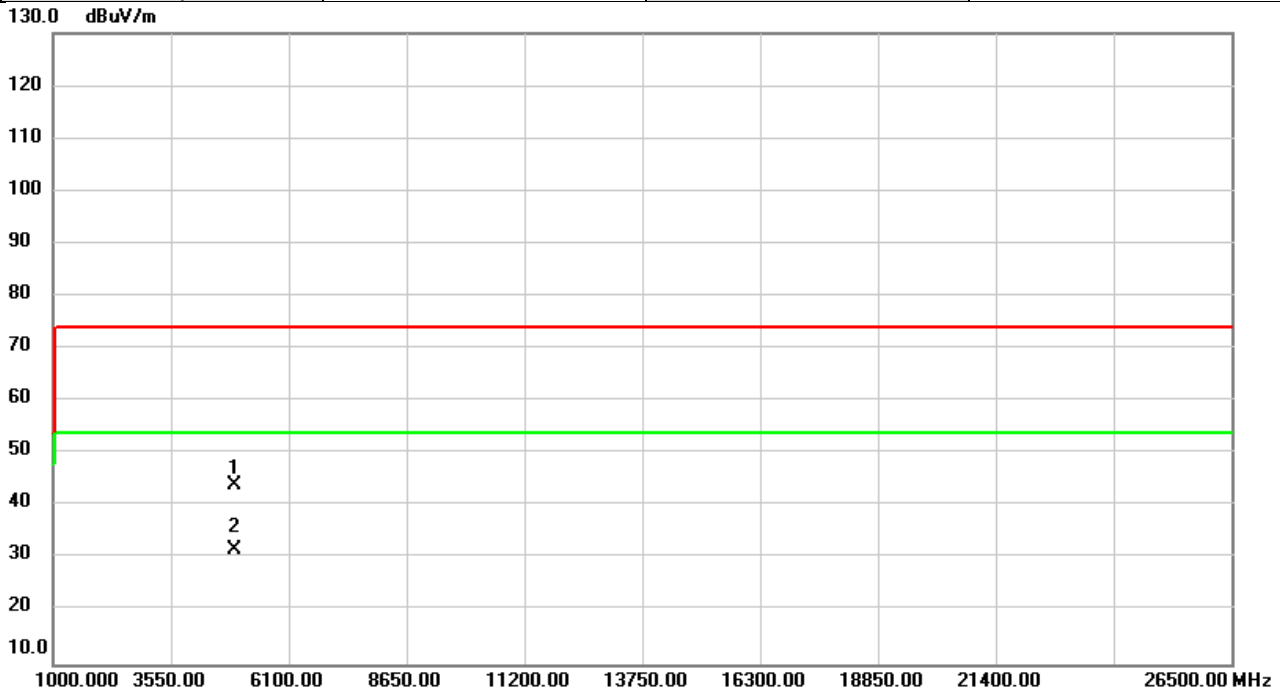


No.	Mk.	Freq. MHz	Reading Level dBuV	Correct Factor dB	Measure- ment dBuV/m	Limit dBuV/m	Over dB	Detector	Comment
1		4924.000	54.26	-9.62	44.64	74.00	-29.36	peak	
2	*	4924.000	41.27	-9.62	31.65	54.00	-22.35	AVG	

**REMARKS:**

- (1) Measurement Value = Reading Level + Correct Factor.
- (2) Margin Level = Measurement Value - Limit Value.

Test Mode	IEEE802.11n(HT20)	Test Date	2021/3/26
Test Frequency	2467MHz	Polarization	Vertical
Temp	22°C	Hum.	67%

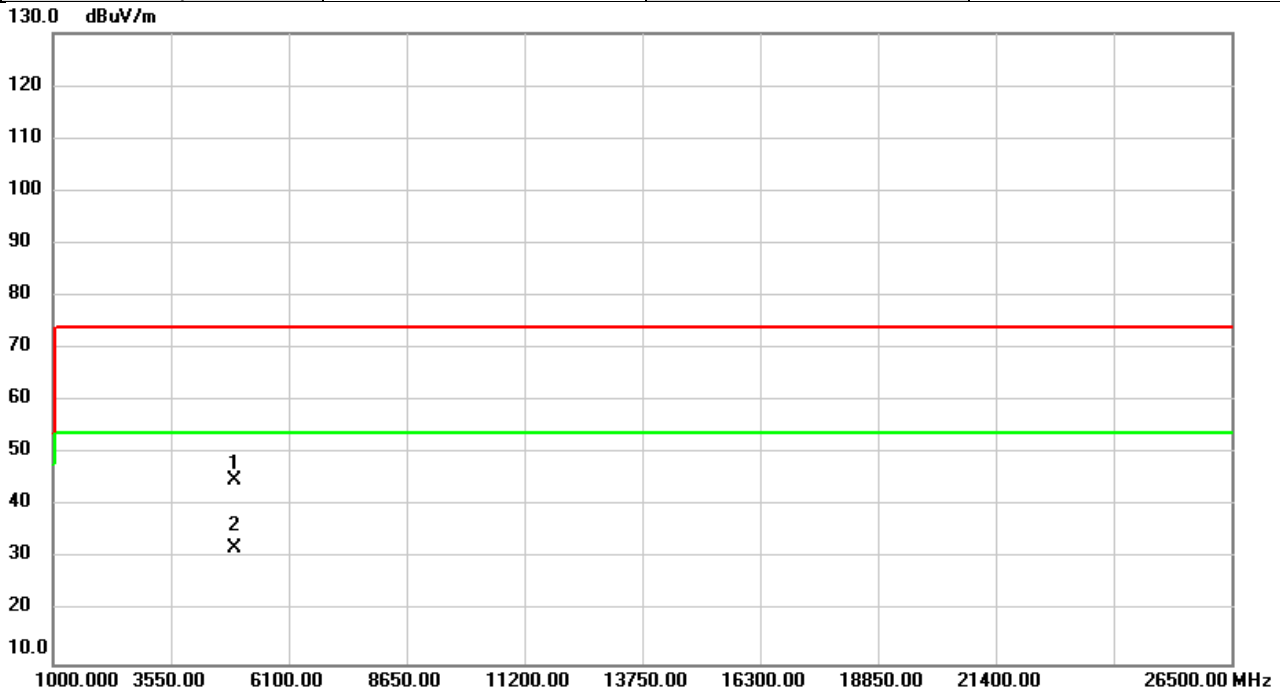


No.	Mk.	Freq.	Reading Level	Correct Factor	Measurement	Limit	Over	Detector	Comment
		MHz	dBuV	dB	dBuV/m	dBuV/m	dB		
1		4934.000	53.71	-9.59	44.12	74.00	-29.88	peak	
2	*	4934.000	41.49	-9.59	31.90	54.00	-22.10	AVG	

**REMARKS:**

- (1) Measurement Value = Reading Level + Correct Factor.
- (2) Margin Level = Measurement Value - Limit Value.

Test Mode	IEEE802.11n(HT20)	Test Date	2021/3/26
Test Frequency	2467MHz	Polarization	Horizontal
Temp	22°C	Hum.	67%

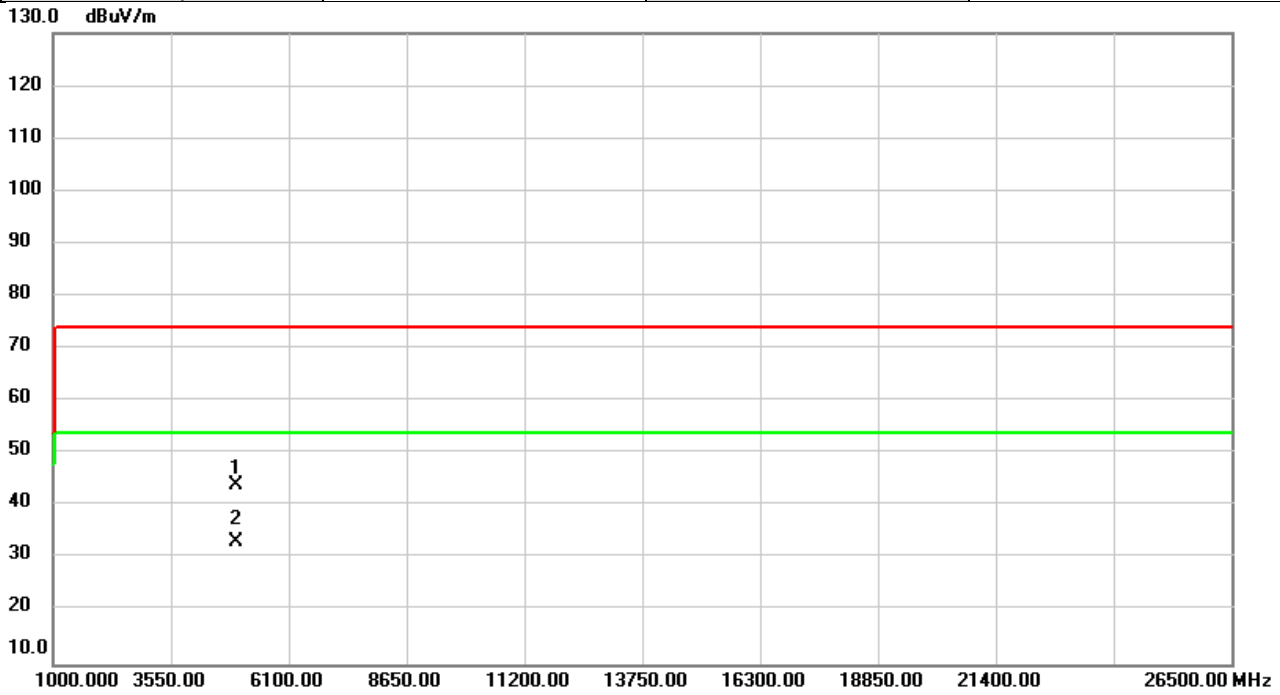


No.	Mk.	Freq. MHz	Reading Level dBuV	Correct Factor dB	Measure- ment dBuV/m	Limit dBuV/m	Over dB	Detector	Comment
1		4934.000	54.49	-9.59	44.90	74.00	-29.10	peak	
2	*	4934.000	41.68	-9.59	32.09	54.00	-21.91	AVG	

**REMARKS:**

- (1) Measurement Value = Reading Level + Correct Factor.
- (2) Margin Level = Measurement Value - Limit Value.

Test Mode	IEEE802.11n(HT20)	Test Date	2021/3/26
Test Frequency	2472MHz	Polarization	Vertical
Temp	22°C	Hum.	67%

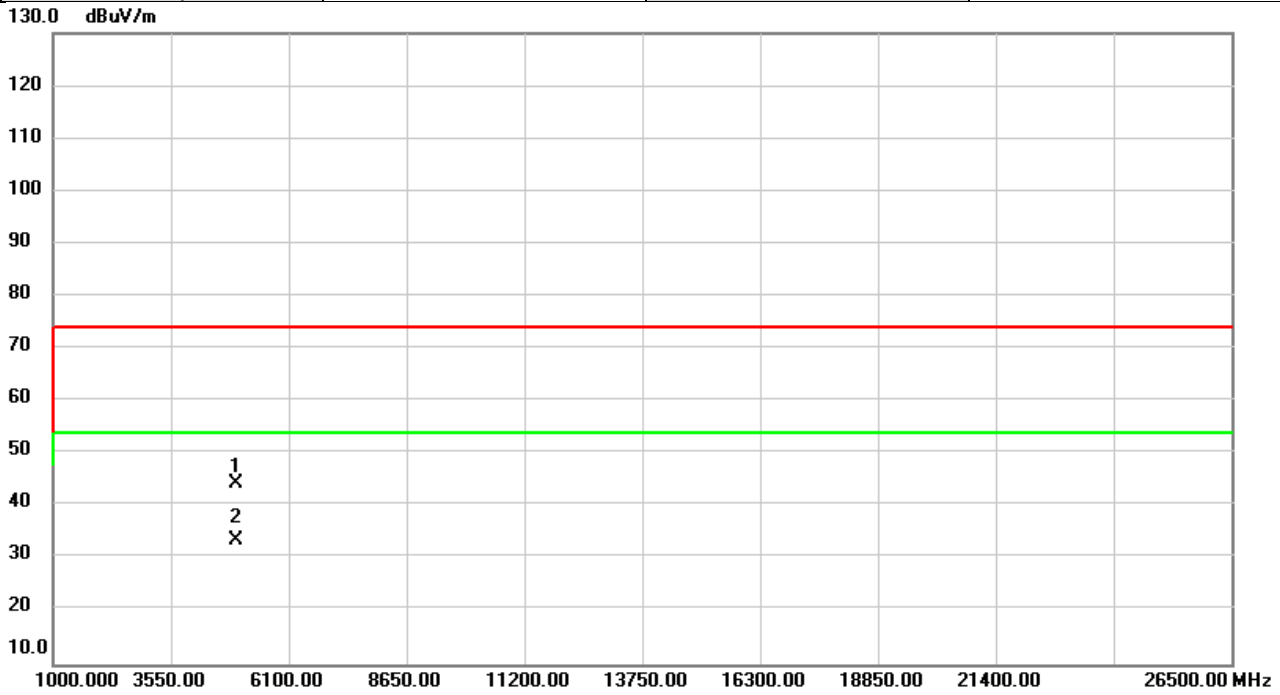


No.	Mk.	Freq. MHz	Reading Level dBuV	Correct Factor dB	Measure- ment dBuV/m	Limit dBuV/m	Over dB	Detector	Comment
1		4944.000	53.61	-9.55	44.06	74.00	-29.94	peak	
2	*	4944.000	42.85	-9.55	33.30	54.00	-20.70	AVG	

**REMARKS:**

- (1) Measurement Value = Reading Level + Correct Factor.
- (2) Margin Level = Measurement Value - Limit Value.

Test Mode	IEEE802.11n(HT20)	Test Date	2021/3/26
Test Frequency	2472MHz	Polarization	Horizontal
Temp	22°C	Hum.	67%



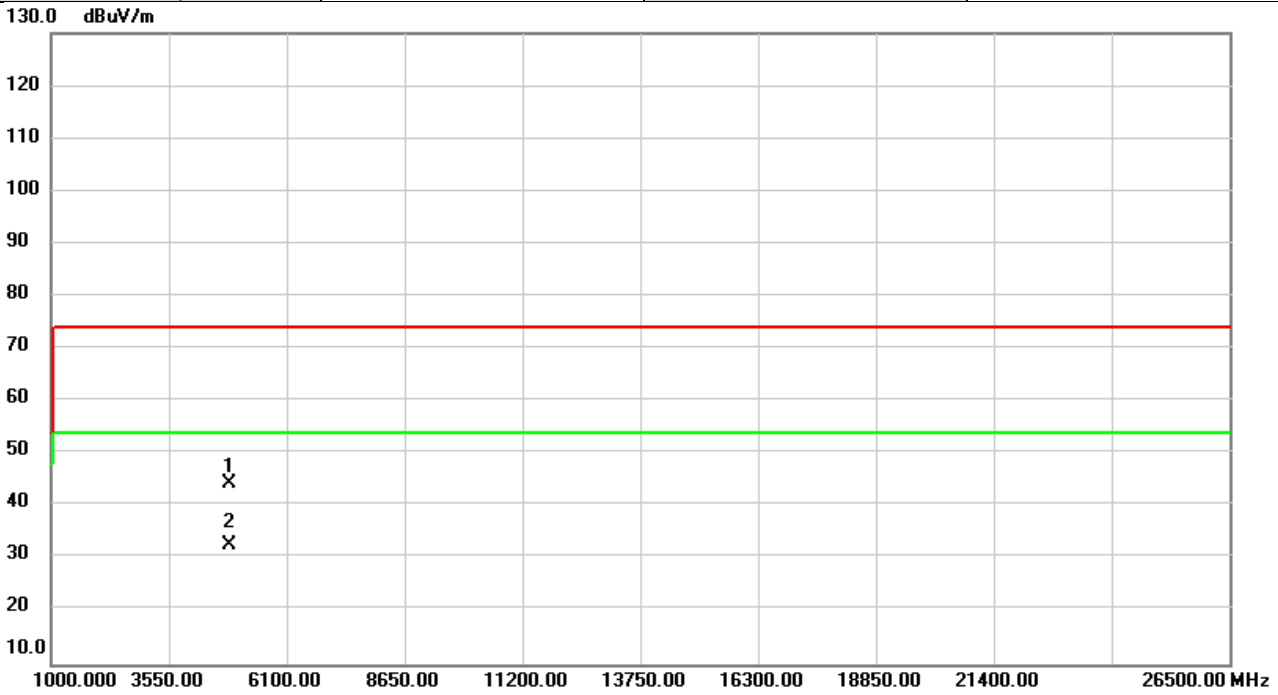
No.	Mk.	Freq.	Reading Level	Correct Factor	Measurement	Limit	Over	Detector	Comment
		MHz	dBuV	dB	dBuV/m	dBuV/m	dB		
1		4944.000	53.86	-9.55	44.31	74.00	-29.69	peak	
2	*	4944.000	43.01	-9.55	33.46	54.00	-20.54	AVG	

**REMARKS:**

- (1) Measurement Value = Reading Level + Correct Factor.
- (2) Margin Level = Measurement Value - Limit Value.



Test Mode	IEEE802.11n(HT40)	Test Date	2021/3/26
Test Frequency	2422MHz	Polarization	Vertical
Temp	22°C	Hum.	67%

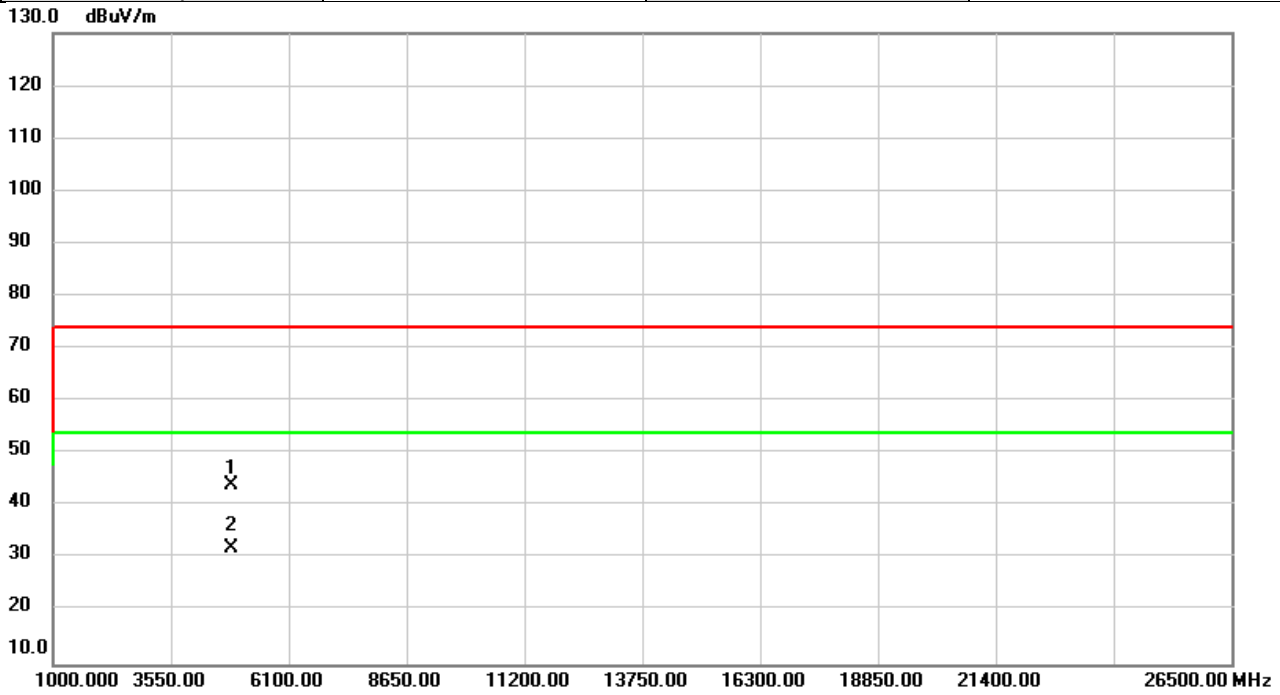


No.	Mk.	Freq. MHz	Reading Level dBuV	Correct Factor dB	Measure- ment dBuV/m	Limit dBuV/m	Over dB	Detector	Comment
1		4844.000	54.13	-9.89	44.24	74.00	-29.76	peak	
2	*	4844.000	42.56	-9.89	32.67	54.00	-21.33	AVG	

**REMARKS:**

- (1) Measurement Value = Reading Level + Correct Factor.
- (2) Margin Level = Measurement Value - Limit Value.

Test Mode	IEEE802.11n(HT40)	Test Date	2021/3/26
Test Frequency	2422MHz	Polarization	Horizontal
Temp	22°C	Hum.	67%

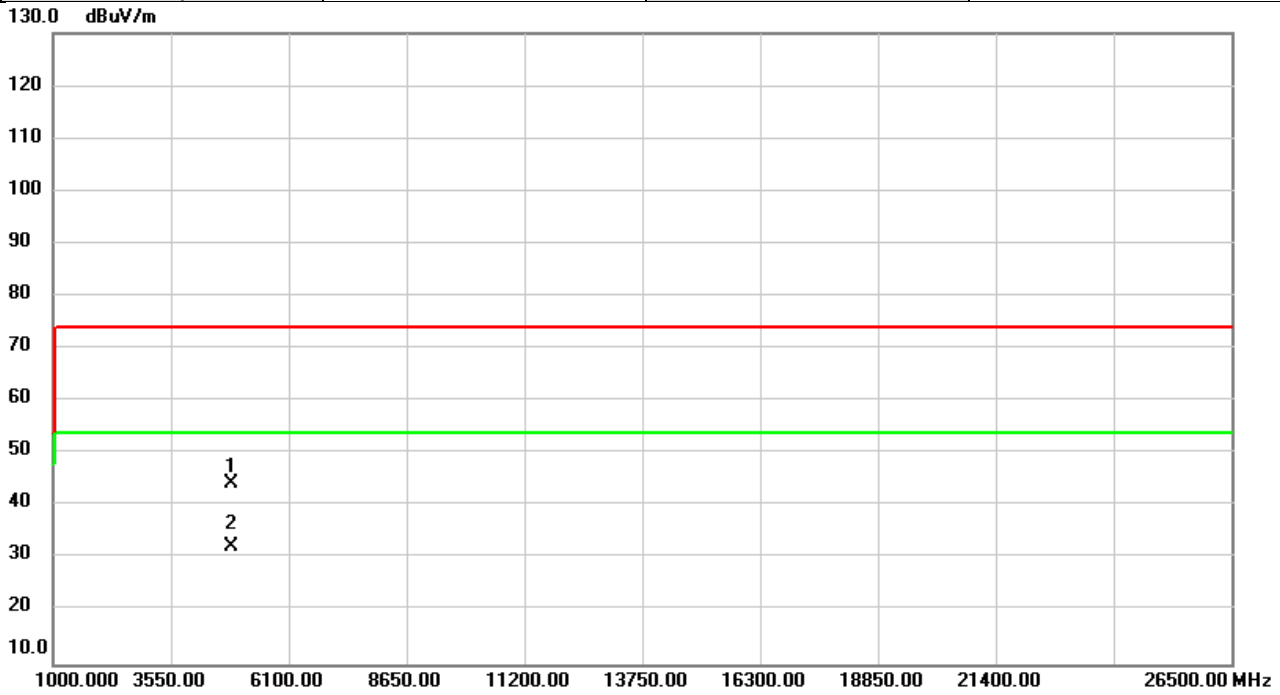


No.	Mk.	Freq.	Reading Level	Correct Factor	Measurement	Limit	Over	Detector	Comment
		MHz	dBuV	dB	dBuV/m	dBuV/m	dB		
1		4844.000	53.83	-9.89	43.94	74.00	-30.06	peak	
2	*	4844.000	41.87	-9.89	31.98	54.00	-22.02	AVG	

**REMARKS:**

- (1) Measurement Value = Reading Level + Correct Factor.
- (2) Margin Level = Measurement Value - Limit Value.

Test Mode	IEEE802.11n(HT40)	Test Date	2021/3/26
Test Frequency	2437MHz	Polarization	Vertical
Temp	22°C	Hum.	67%

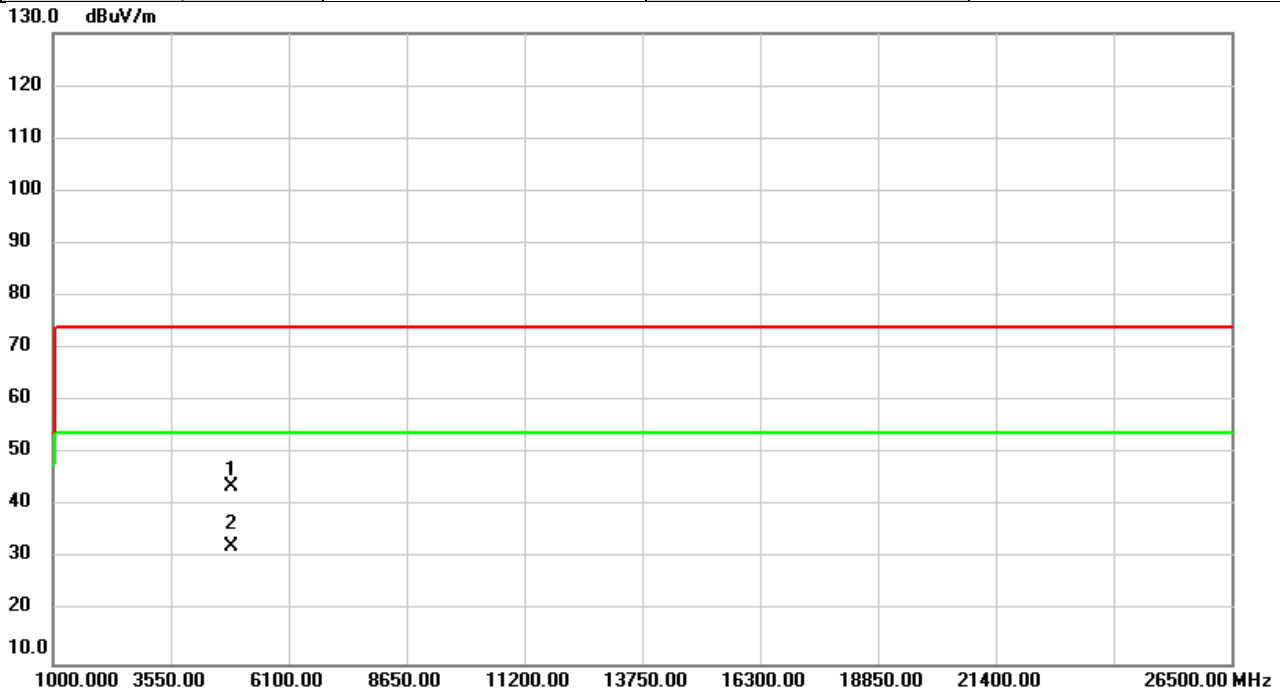


No.	Mk.	Freq.	Reading Level	Correct Factor	Measurement	Limit	Over	Detector	Comment
		MHz	dBuV	dB	dBuV/m	dBuV/m	dB		
1		4874.000	54.04	-9.79	44.25	74.00	-29.75	peak	
2	*	4874.000	42.15	-9.79	32.36	54.00	-21.64	AVG	

**REMARKS:**

- (1) Measurement Value = Reading Level + Correct Factor.
- (2) Margin Level = Measurement Value - Limit Value.

Test Mode	IEEE802.11n(HT40)	Test Date	2021/3/26
Test Frequency	2437MHz	Polarization	Horizontal
Temp	22°C	Hum.	67%

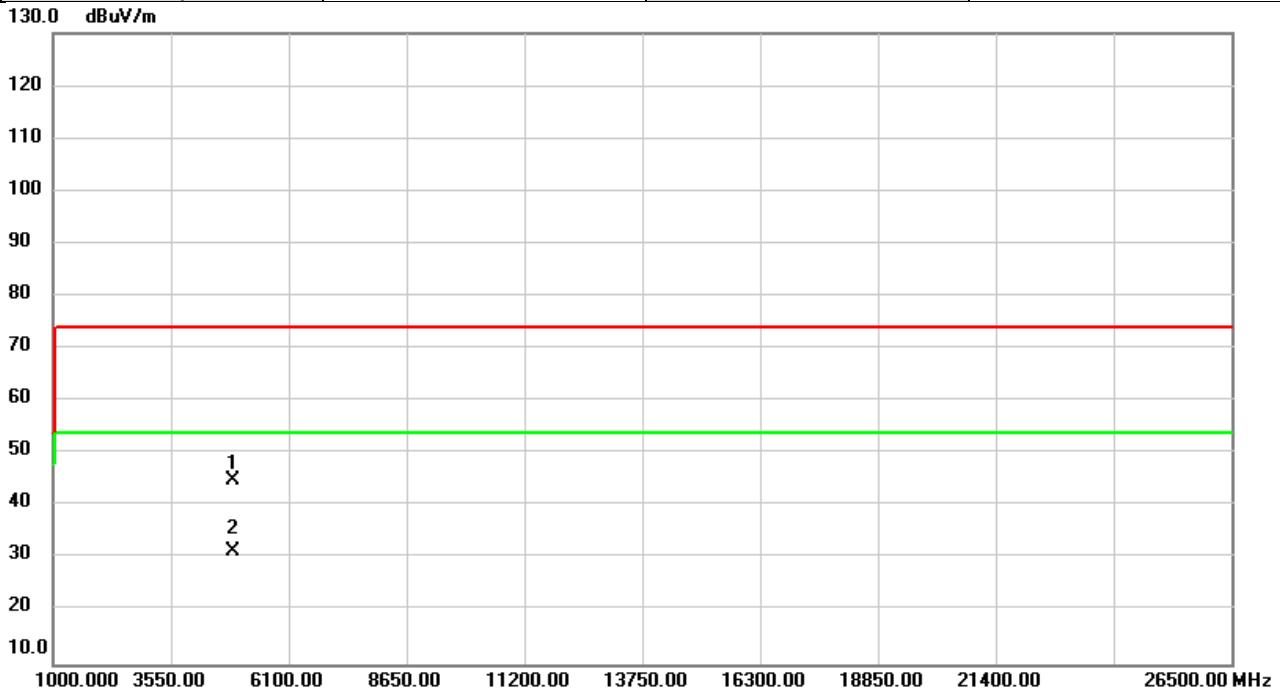


No.	Mk.	Freq.	Reading Level	Correct Factor	Measurement	Limit	Over	Detector	Comment
		MHz	dBuV	dB	dBuV/m	dBuV/m	dB		
1		4874.000	53.40	-9.79	43.61	74.00	-30.39	peak	
2	*	4874.000	42.10	-9.79	32.31	54.00	-21.69	AVG	

**REMARKS:**

- (1) Measurement Value = Reading Level + Correct Factor.
- (2) Margin Level = Measurement Value - Limit Value.

Test Mode	IEEE802.11n(HT40)	Test Date	2021/3/26
Test Frequency	2452MHz	Polarization	Vertical
Temp	22°C	Hum.	67%

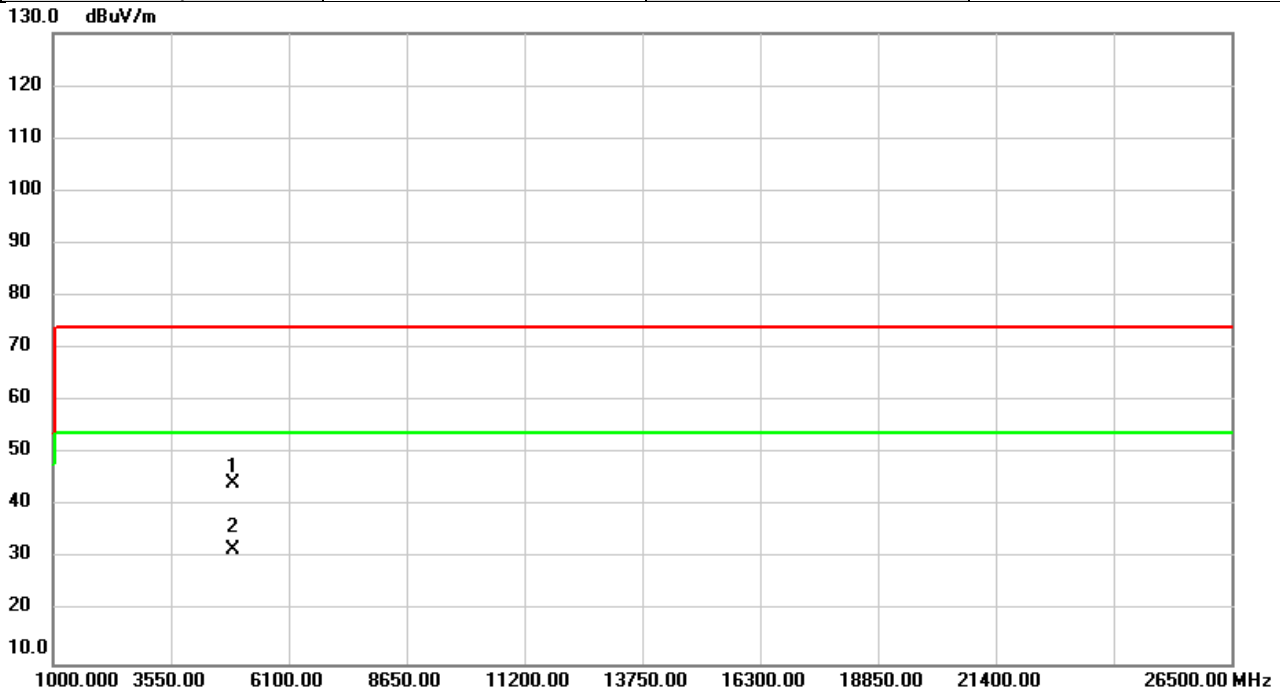


No.	Mk.	Freq.	Reading Level	Correct Factor	Measurement	Limit	Over	Detector	Comment
		MHz	dBuV	dB	dBuV/m	dBuV/m	dB		
1		4904.000	54.56	-9.69	44.87	74.00	-29.13	peak	
2	*	4904.000	41.23	-9.69	31.54	54.00	-22.46	AVG	

**REMARKS:**

- (1) Measurement Value = Reading Level + Correct Factor.
- (2) Margin Level = Measurement Value - Limit Value.

Test Mode	IEEE802.11n(HT40)	Test Date	2021/3/26
Test Frequency	2452MHz	Polarization	Horizontal
Temp	22°C	Hum.	67%

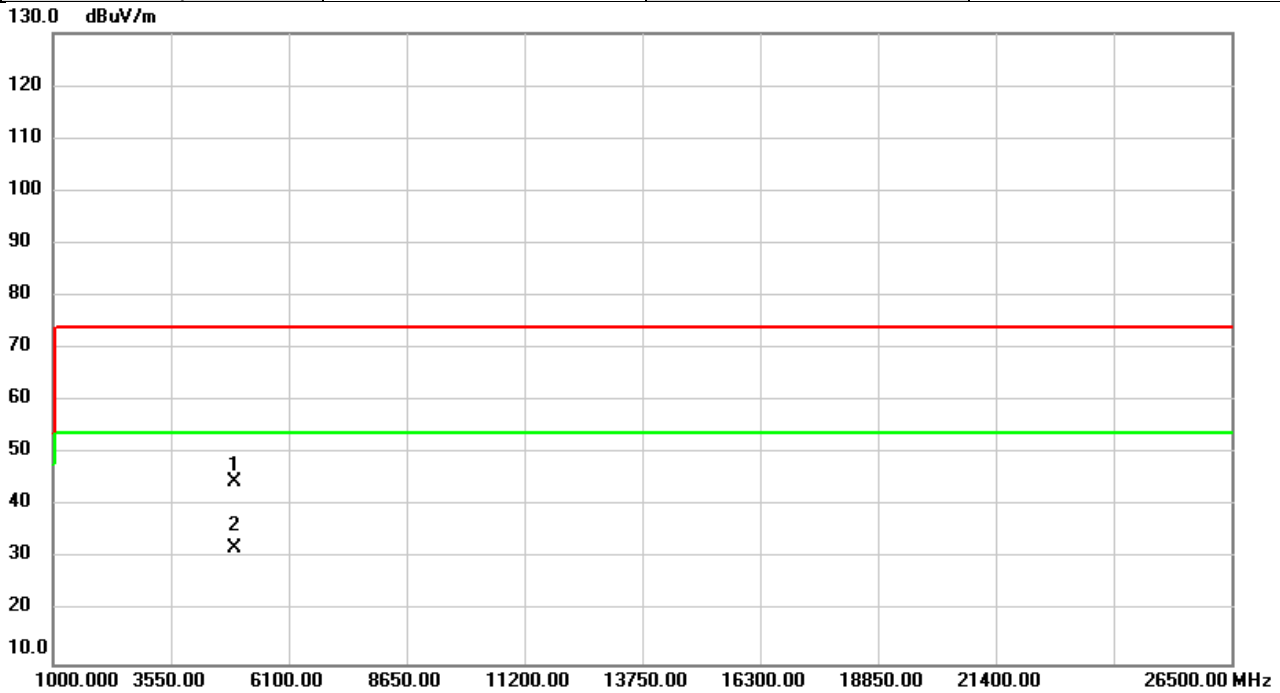


No.	Mk.	Freq. MHz	Reading Level dBuV	Correct Factor dB	Measure- ment dBuV/m	Limit dBuV/m	Over dB	Detector	Comment
1		4904.000	54.07	-9.69	44.38	74.00	-29.62	peak	
2	*	4904.000	41.57	-9.69	31.88	54.00	-22.12	AVG	

REMARKS:

- (1) Measurement Value = Reading Level + Correct Factor.
- (2) Margin Level = Measurement Value - Limit Value.

Test Mode	IEEE802.11n(HT40)	Test Date	2021/3/26
Test Frequency	2457MHz	Polarization	Vertical
Temp	22°C	Hum.	67%

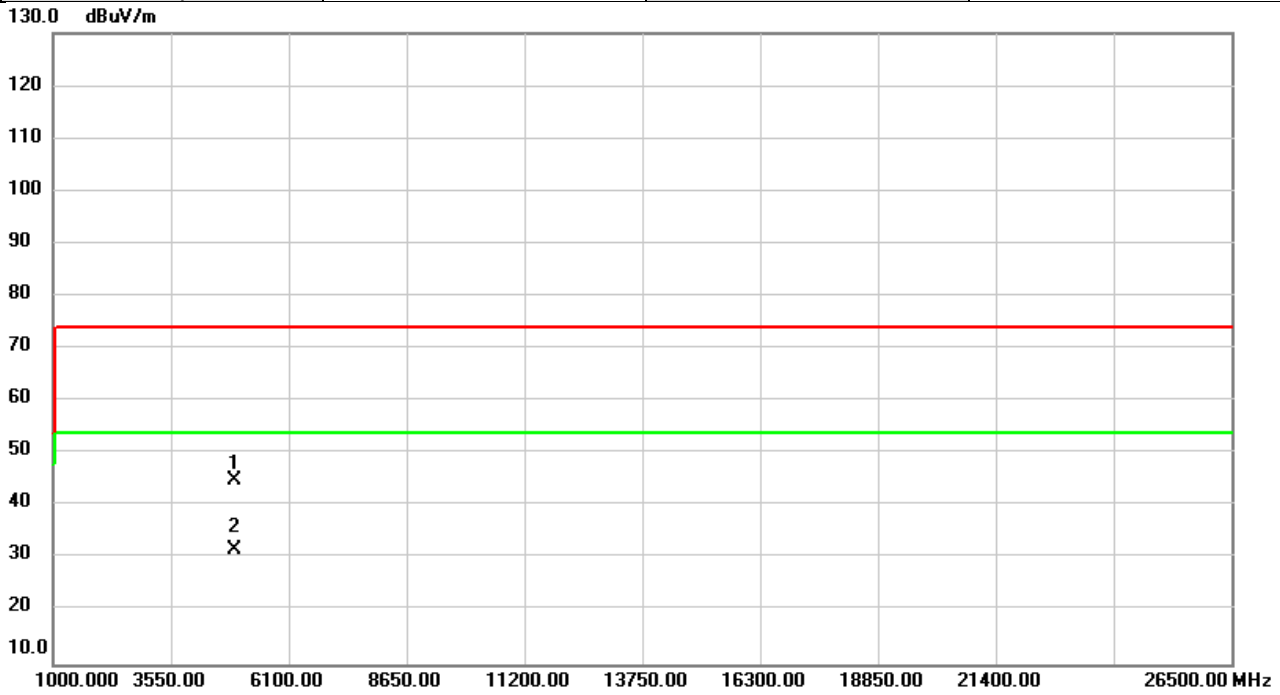


No.	Mk.	Freq. MHz	Reading Level dBuV	Correct Factor dB	Measure- ment dBuV/m	Limit dBuV/m	Over dB	Detector	Comment
1		4914.000	54.30	-9.65	44.65	74.00	-29.35	peak	
2	*	4914.000	41.59	-9.65	31.94	54.00	-22.06	AVG	

**REMARKS:**

- (1) Measurement Value = Reading Level + Correct Factor.
- (2) Margin Level = Measurement Value - Limit Value.

Test Mode	IEEE802.11n(HT40)	Test Date	2021/3/26
Test Frequency	2457MHz	Polarization	Horizontal
Temp	22°C	Hum.	67%



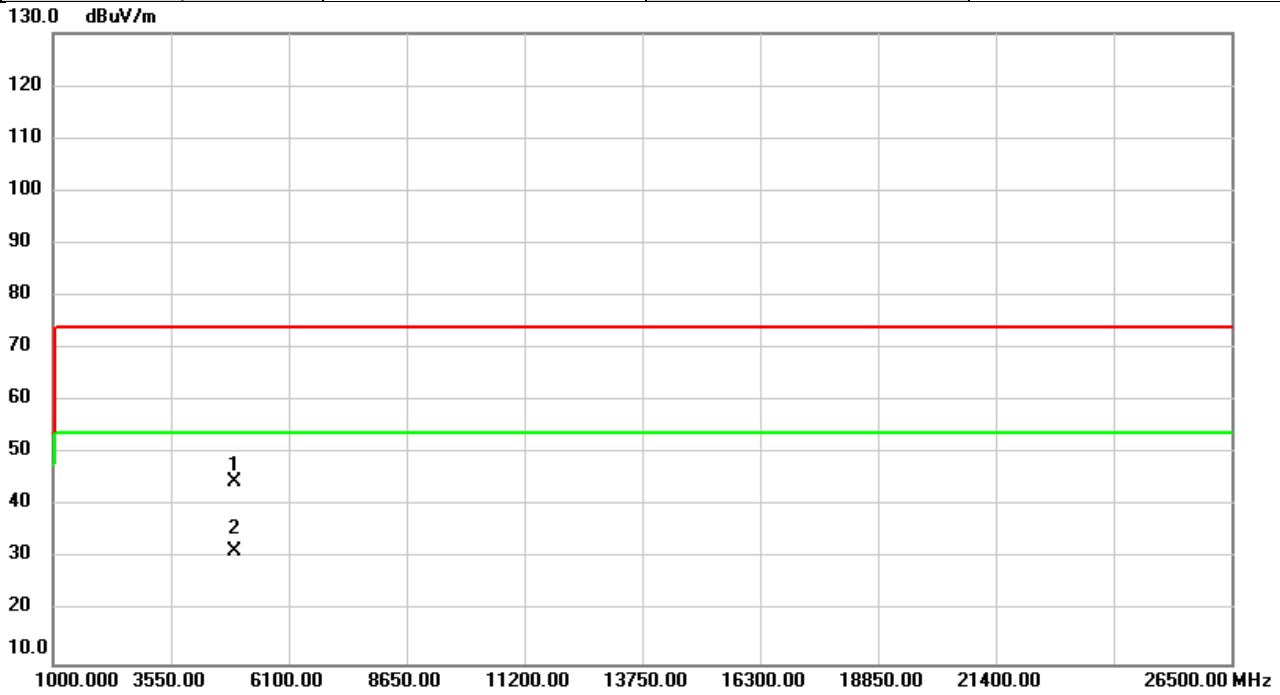
No.	Mk.	Freq. MHz	Reading Level dBuV	Correct Factor dB	Measure- ment dBuV/m	Limit dBuV/m	Over dB	Detector	Comment
1		4914.000	54.51	-9.65	44.86	74.00	-29.14	peak	
2	*	4914.000	41.52	-9.65	31.87	54.00	-22.13	AVG	

**REMARKS:**

- (1) Measurement Value = Reading Level + Correct Factor.
- (2) Margin Level = Measurement Value - Limit Value.



Test Mode	IEEE802.11n(HT40)	Test Date	2021/3/26
Test Frequency	2462MHz	Polarization	Vertical
Temp	22°C	Hum.	67%

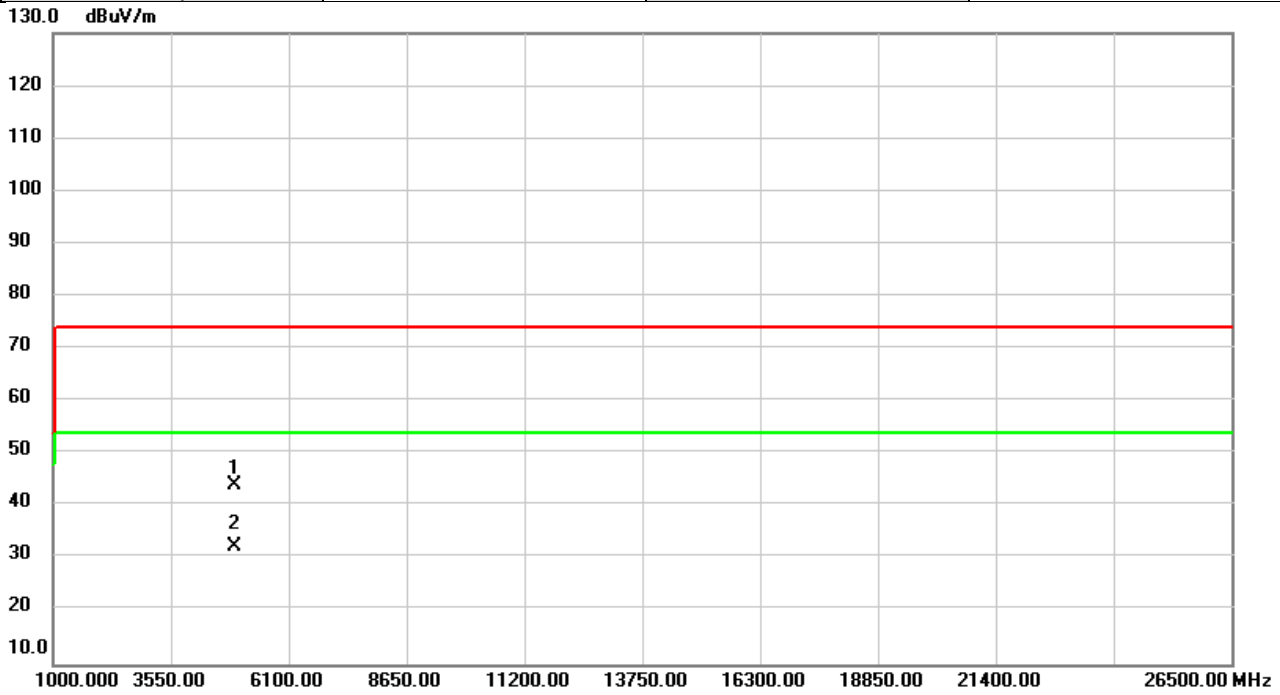


No.	Mk.	Freq. MHz	Reading Level dBuV	Correct Factor dB	Measure- ment dBuV/m	Limit dBuV/m	Over dB	Detector	Comment
1		4924.000	54.16	-9.62	44.54	74.00	-29.46	peak	
2	*	4924.000	41.17	-9.62	31.55	54.00	-22.45	AVG	

**REMARKS:**

- (1) Measurement Value = Reading Level + Correct Factor.
- (2) Margin Level = Measurement Value - Limit Value.

Test Mode	IEEE802.11n(HT40)	Test Date	2021/3/26
Test Frequency	2462MHz	Polarization	Horizontal
Temp	22°C	Hum.	67%

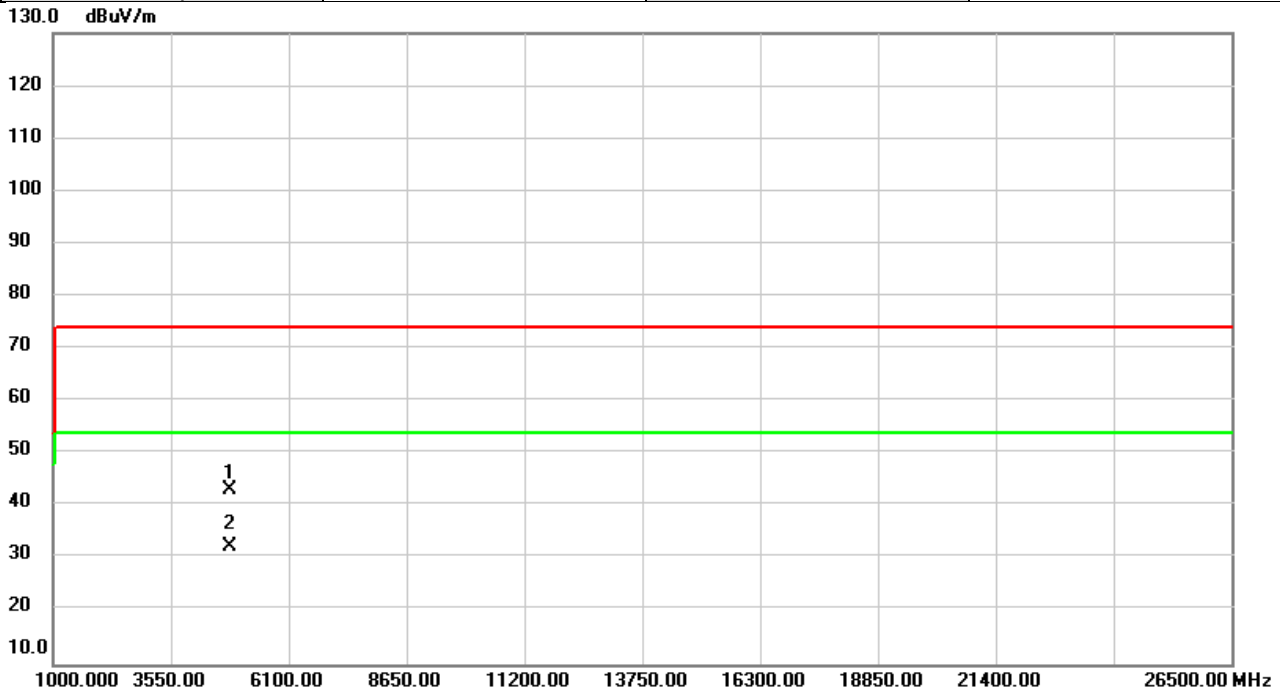


No.	Mk.	Freq.	Reading Level	Correct Factor	Measurement	Limit	Over	Detector	Comment
		MHz	dBuV	dB	dBuV/m	dBuV/m	dB		
1		4924.000	53.55	-9.62	43.93	74.00	-30.07	peak	
2	*	4924.000	42.01	-9.62	32.39	54.00	-21.61	AVG	

REMARKS:

- (1) Measurement Value = Reading Level + Correct Factor.
- (2) Margin Level = Measurement Value - Limit Value.

Test Mode	IEEE802.11ax(HEW20)	Test Date	2021/3/26
Test Frequency	2412MHz	Polarization	Vertical
Temp	22°C	Hum.	67%

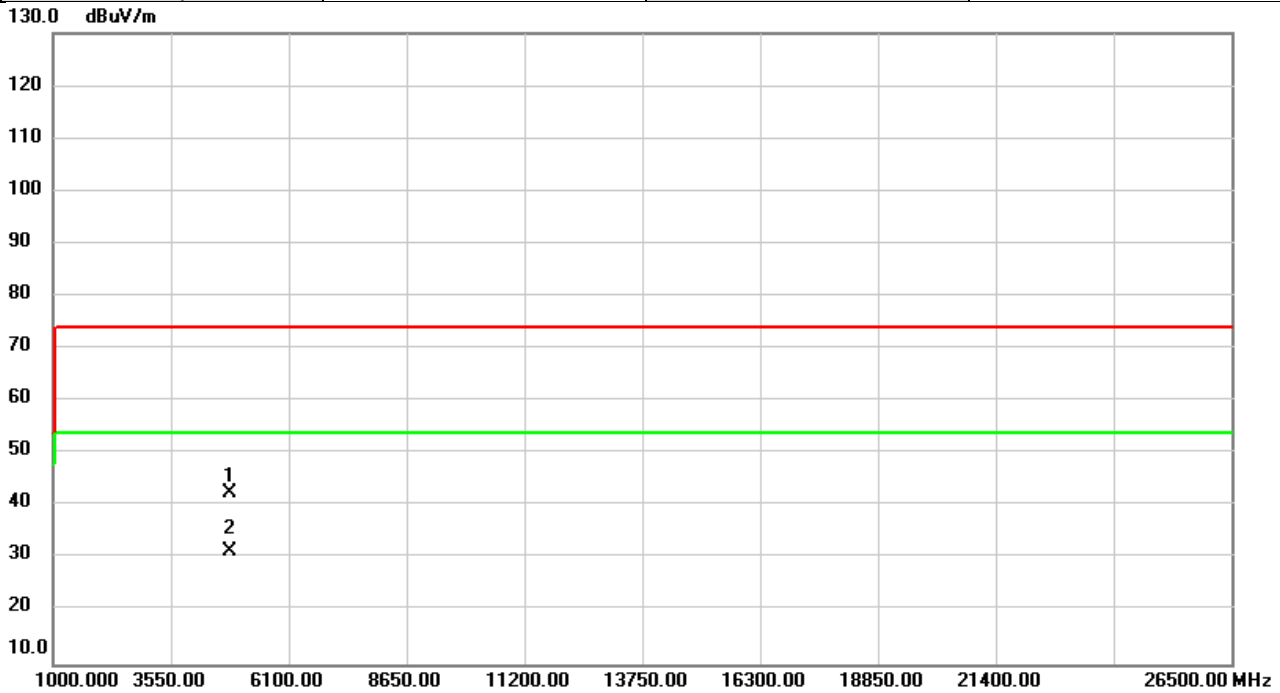


No.	Mk.	Freq.	Reading Level	Correct Factor	Measurement	Limit	Over	Detector	Comment
		MHz	dBuV	dB	dBuV/m	dBuV/m	dB		
1		4824.000	52.99	-9.96	43.03	74.00	-30.97	peak	
2	*	4824.000	42.31	-9.96	32.35	54.00	-21.65	AVG	

**REMARKS:**

- (1) Measurement Value = Reading Level + Correct Factor.
- (2) Margin Level = Measurement Value - Limit Value.

Test Mode	IEEE802.11ax(HEW20)	Test Date	2021/3/26
Test Frequency	2412MHz	Polarization	Horizontal
Temp	22°C	Hum.	67%

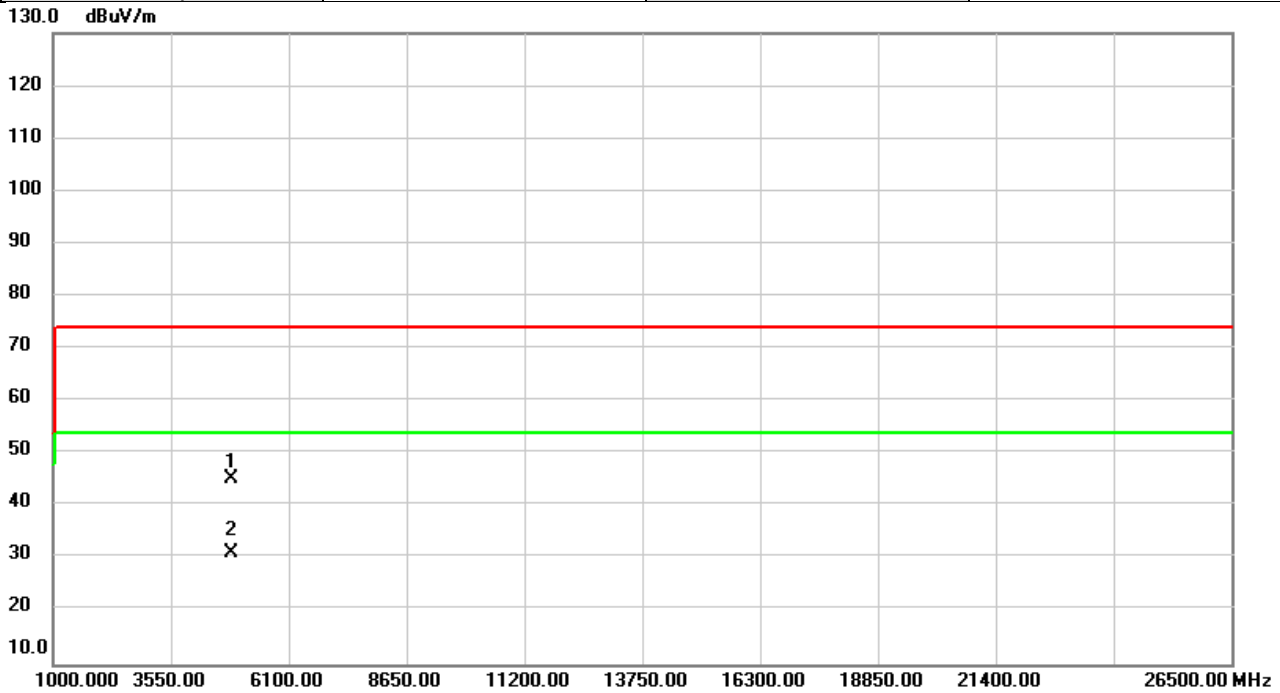


No.	Mk.	Freq. MHz	Reading Level dBuV	Correct Factor dB	Measure- ment dBuV/m	Limit dBuV/m	Over dB	Detector	Comment
1		4824.000	52.40	-9.96	42.44	74.00	-31.56	peak	
2	*	4824.000	41.53	-9.96	31.57	54.00	-22.43	AVG	

**REMARKS:**

- (1) Measurement Value = Reading Level + Correct Factor.
- (2) Margin Level = Measurement Value - Limit Value.

Test Mode	IEEE802.11ax(HEW20)	Test Date	2021/3/26
Test Frequency	2437MHz	Polarization	Vertical
Temp	22°C	Hum.	67%

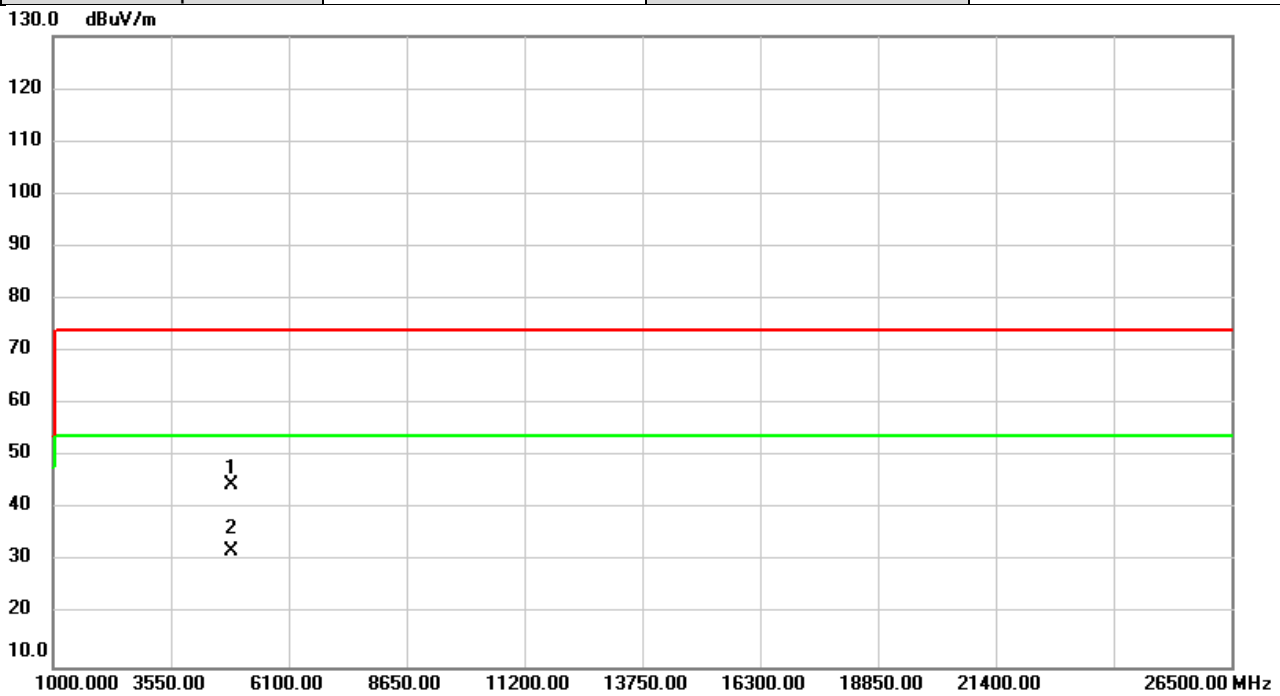


No.	Mk.	Freq.	Reading Level	Correct Factor	Measurement	Limit	Over	Detector	Comment
		MHz	dBuV	dB	dBuV/m	dBuV/m	dB		
1		4874.000	55.03	-9.79	45.24	74.00	-28.76	peak	
2	*	4874.000	40.99	-9.79	31.20	54.00	-22.80	AVG	

**REMARKS:**

- (1) Measurement Value = Reading Level + Correct Factor.
- (2) Margin Level = Measurement Value - Limit Value.

Test Mode	IEEE802.11ax(HEW20)	Test Date	2021/3/26
Test Frequency	2437MHz	Polarization	Horizontal
Temp	22°C	Hum.	67%

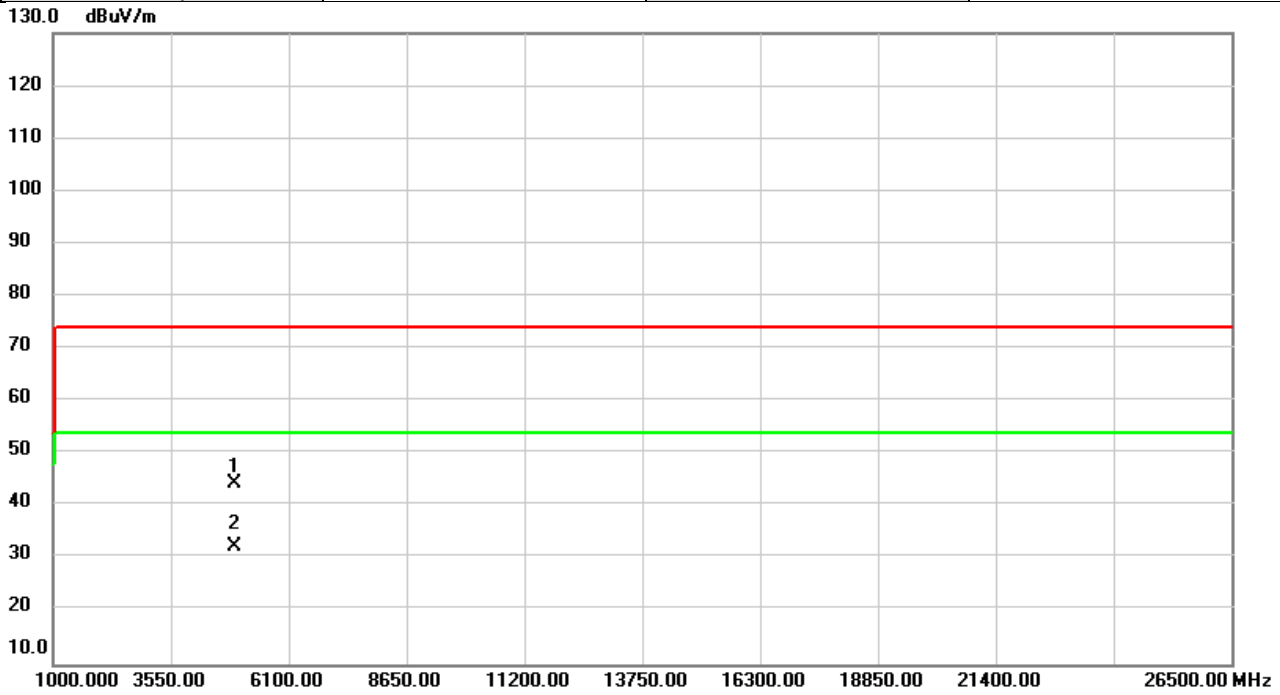


No.	Mk.	Freq.	Reading Level	Correct Factor	Measurement	Limit	Over	Detector	Comment
		MHz	dBuV	dB	dBuV/m	dBuV/m	dB		
1		4874.000	54.48	-9.79	44.69	74.00	-29.31	peak	
2	*	4874.000	41.86	-9.79	32.07	54.00	-21.93	AVG	

**REMARKS:**

- (1) Measurement Value = Reading Level + Correct Factor.
- (2) Margin Level = Measurement Value - Limit Value.

Test Mode	IEEE802.11ax(HEW20)	Test Date	2021/3/26
Test Frequency	2462MHz	Polarization	Vertical
Temp	22°C	Hum.	67%

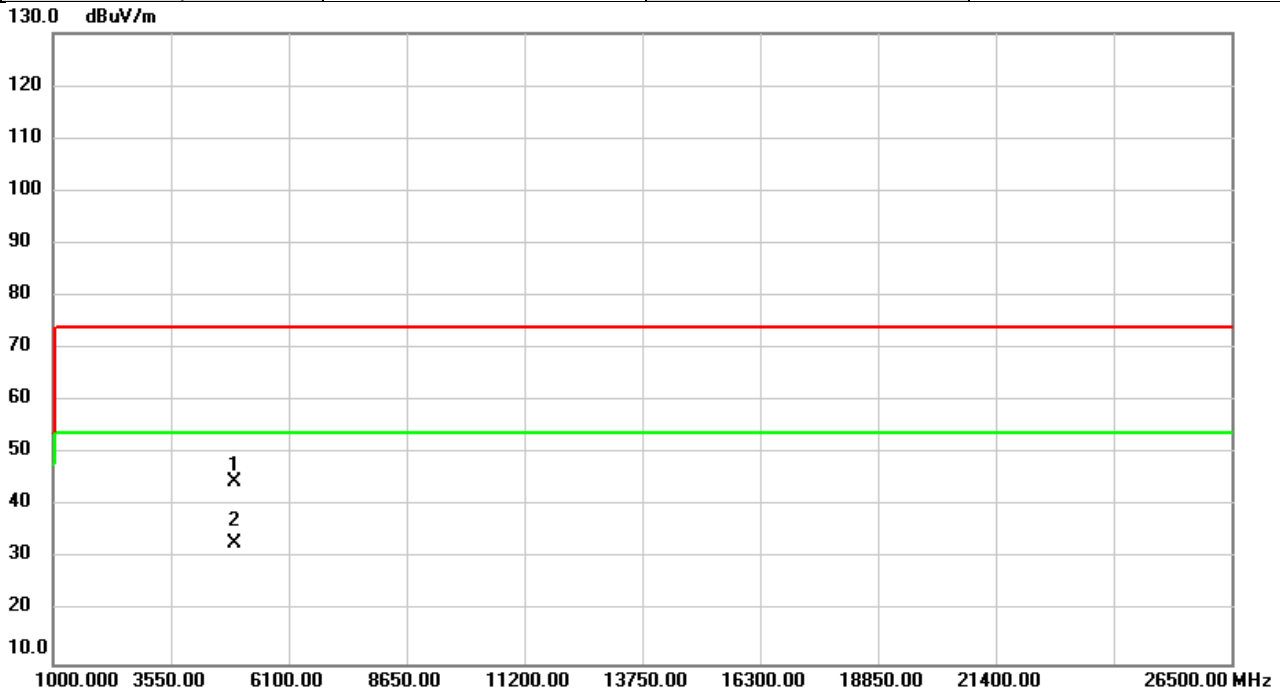


No.	Mk.	Freq.	Reading Level	Correct Factor	Measurement	Limit	Over	Detector	Comment
		MHz	dBuV	dB	dBuV/m	dBuV/m	dB		
1		4924.000	54.01	-9.62	44.39	74.00	-29.61	peak	
2	*	4924.000	41.87	-9.62	32.25	54.00	-21.75	AVG	

**REMARKS:**

- (1) Measurement Value = Reading Level + Correct Factor.
- (2) Margin Level = Measurement Value - Limit Value.

Test Mode	IEEE802.11ax(HEW20)	Test Date	2021/3/26
Test Frequency	2462MHz	Polarization	Horizontal
Temp	22°C	Hum.	67%



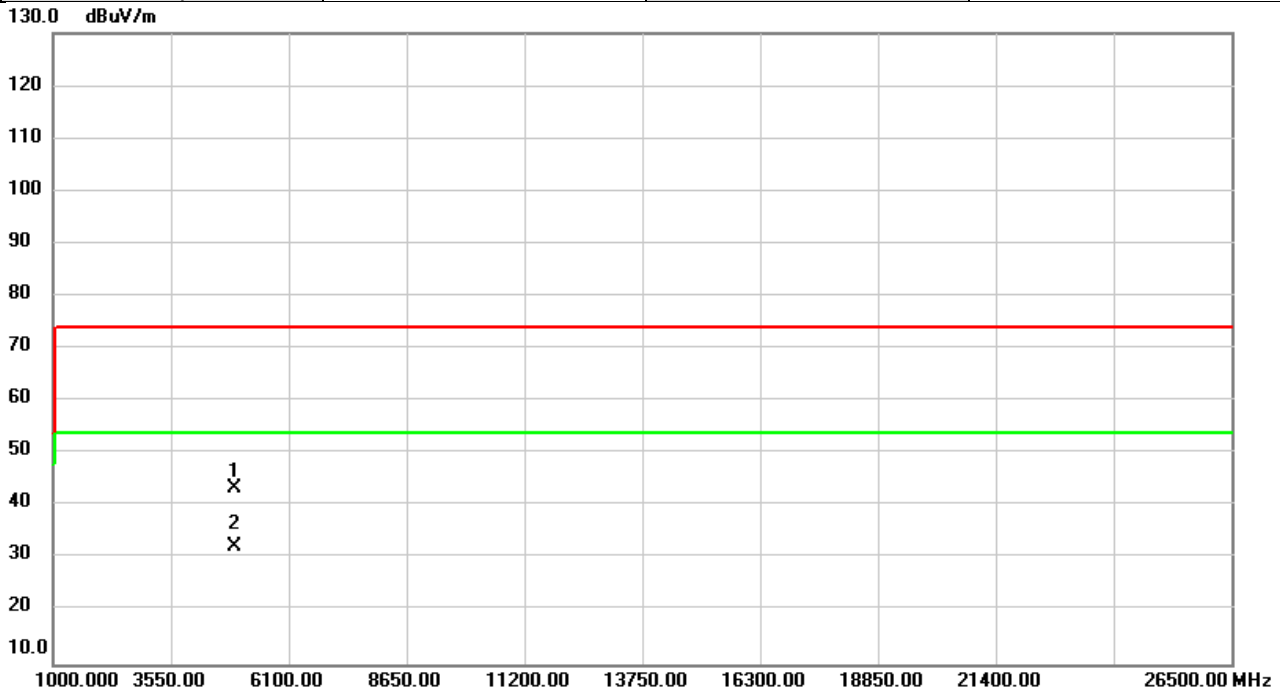
No.	Mk.	Freq. MHz	Reading Level dBuV	Correct Factor dB	Measure- ment dBuV/m	Limit dBuV/m	Over dB	Detector	Comment
1		4924.000	54.23	-9.62	44.61	74.00	-29.39	peak	
2	*	4924.000	42.55	-9.62	32.93	54.00	-21.07	AVG	

REMARKS:

- (1) Measurement Value = Reading Level + Correct Factor.
- (2) Margin Level = Measurement Value - Limit Value.



Test Mode	IEEE802.11ax(HEW20)	Test Date	2021/3/26
Test Frequency	2467MHz	Polarization	Vertical
Temp	22°C	Hum.	67%

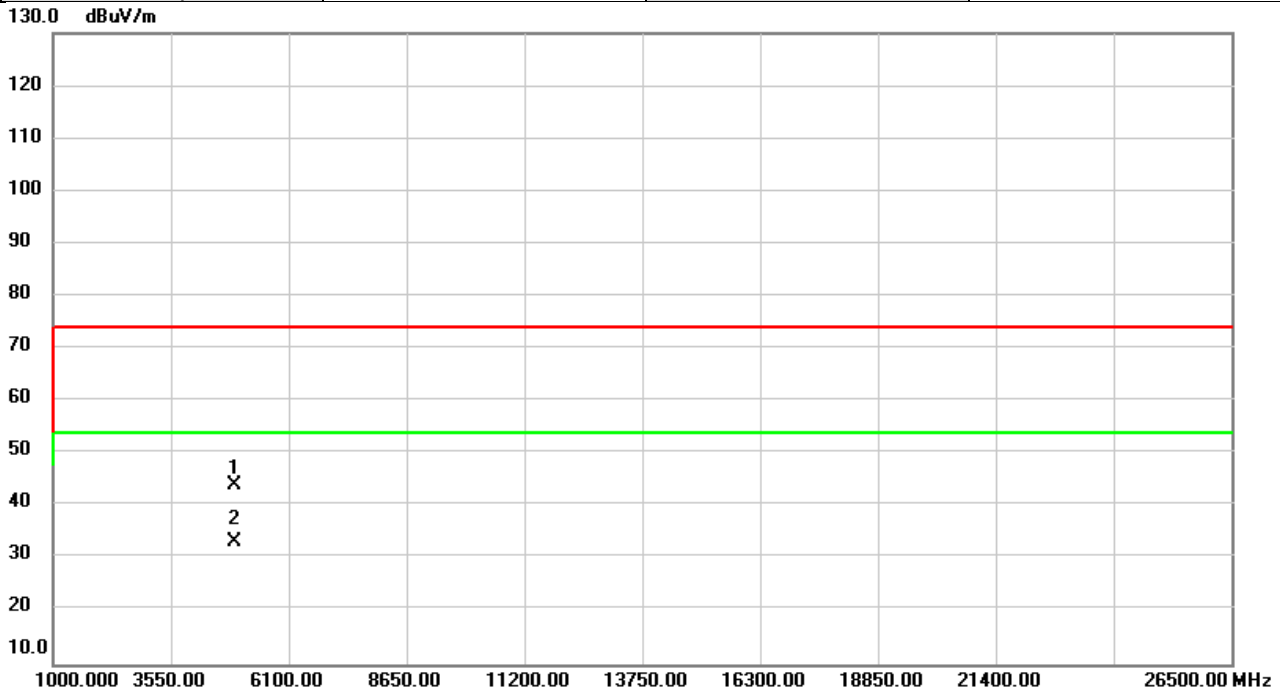


No.	Mk.	Freq. MHz	Reading Level dBuV	Correct Factor dB	Measure- ment dBuV/m	Limit dBuV/m	Over dB	Detector	Comment
1		4934.000	52.98	-9.59	43.39	74.00	-30.61	peak	
2	*	4934.000	41.85	-9.59	32.26	54.00	-21.74	AVG	

**REMARKS:**

- (1) Measurement Value = Reading Level + Correct Factor.
- (2) Margin Level = Measurement Value - Limit Value.

Test Mode	IEEE802.11ax(HEW20)	Test Date	2021/3/26
Test Frequency	2467MHz	Polarization	Horizontal
Temp	22°C	Hum.	67%

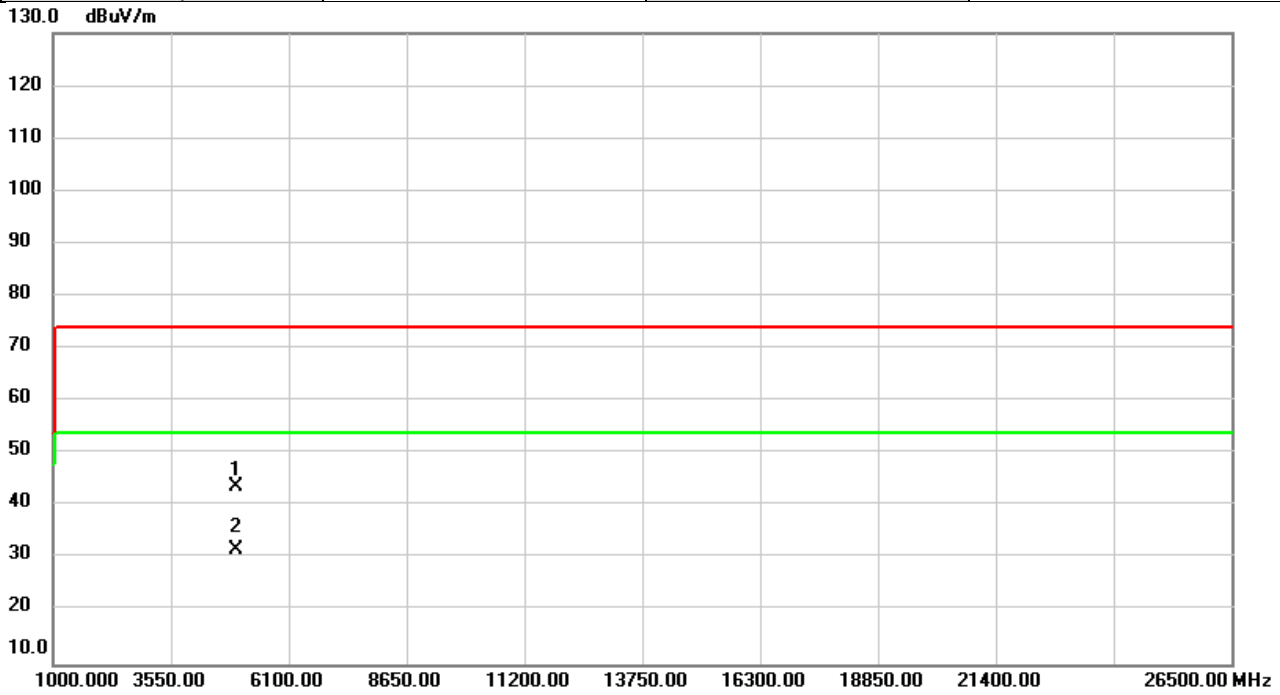


No.	Mk.	Freq.	Reading Level	Correct Factor	Measurement	Limit	Over	Detector	Comment
		MHz	dBuV	dB	dBuV/m	dBuV/m	dB		
1		4934.000	53.67	-9.59	44.08	74.00	-29.92	peak	
2	*	4934.000	42.77	-9.59	33.18	54.00	-20.82	AVG	

**REMARKS:**

- (1) Measurement Value = Reading Level + Correct Factor.
- (2) Margin Level = Measurement Value - Limit Value.

Test Mode	IEEE802.11ax(HEW20)	Test Date	2021/3/26
Test Frequency	2472MHz	Polarization	Vertical
Temp	22°C	Hum.	67%

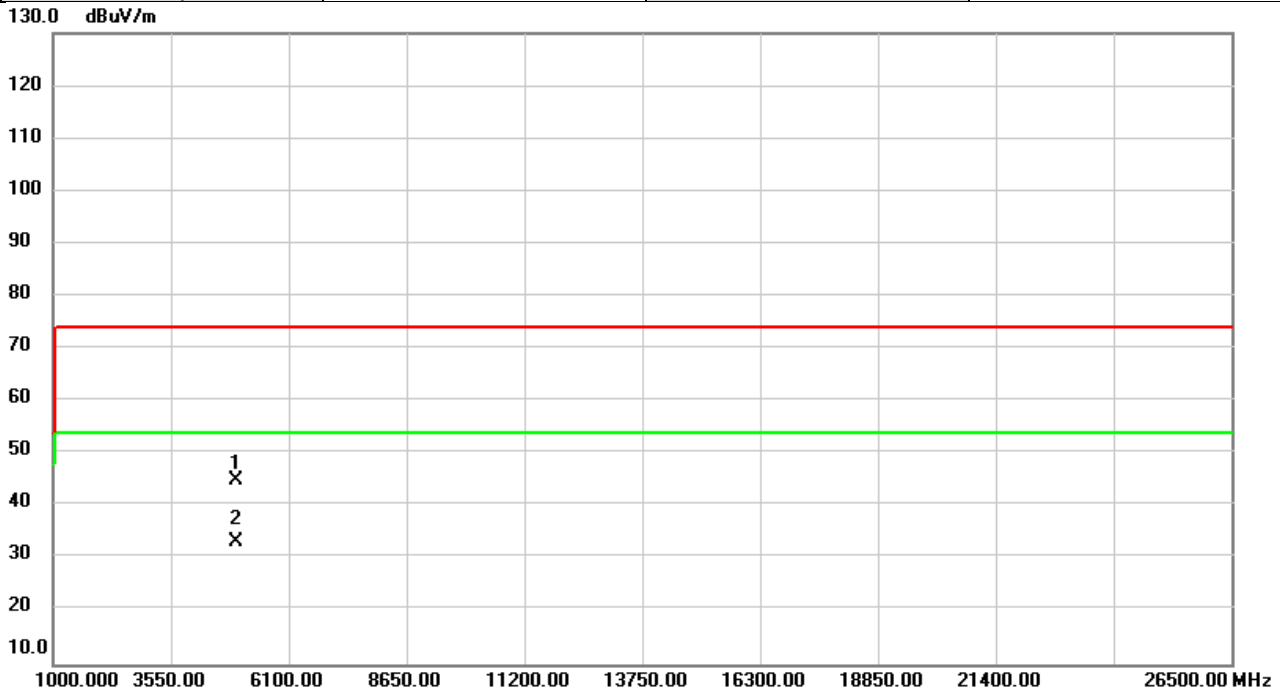


No.	Mk.	Freq. MHz	Reading Level dBuV	Correct Factor dB	Measure- ment dBuV/m	Limit dBuV/m	Over dB	Detector	Comment
1		4944.000	53.44	-9.55	43.89	74.00	-30.11	peak	
2	*	4944.000	41.27	-9.55	31.72	54.00	-22.28	AVG	

**REMARKS:**

- (1) Measurement Value = Reading Level + Correct Factor.
- (2) Margin Level = Measurement Value - Limit Value.

Test Mode	IEEE802.11ax(HEW20)	Test Date	2021/3/26
Test Frequency	2472MHz	Polarization	Horizontal
Temp	22°C	Hum.	67%

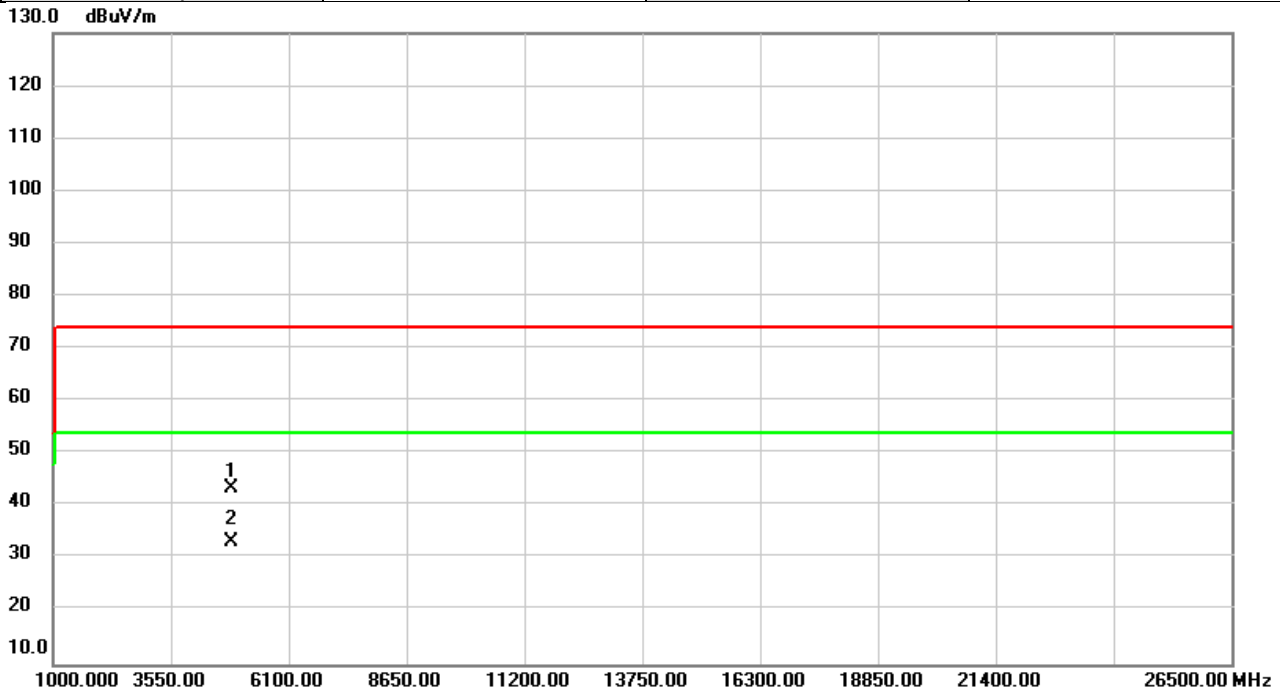


No.	Mk.	Freq. MHz	Reading Level dBuV	Correct Factor dB	Measure- ment dBuV/m	Limit dBuV/m	Over dB	Detector	Comment
1		4944.000	54.36	-9.55	44.81	74.00	-29.19	peak	
2	*	4944.000	42.67	-9.55	33.12	54.00	-20.88	AVG	

**REMARKS:**

- (1) Measurement Value = Reading Level + Correct Factor.
- (2) Margin Level = Measurement Value - Limit Value.

Test Mode	IEEE802.11ax(HEW40)	Test Date	2021/3/26
Test Frequency	2422MHz	Polarization	Vertical
Temp	22°C	Hum.	67%

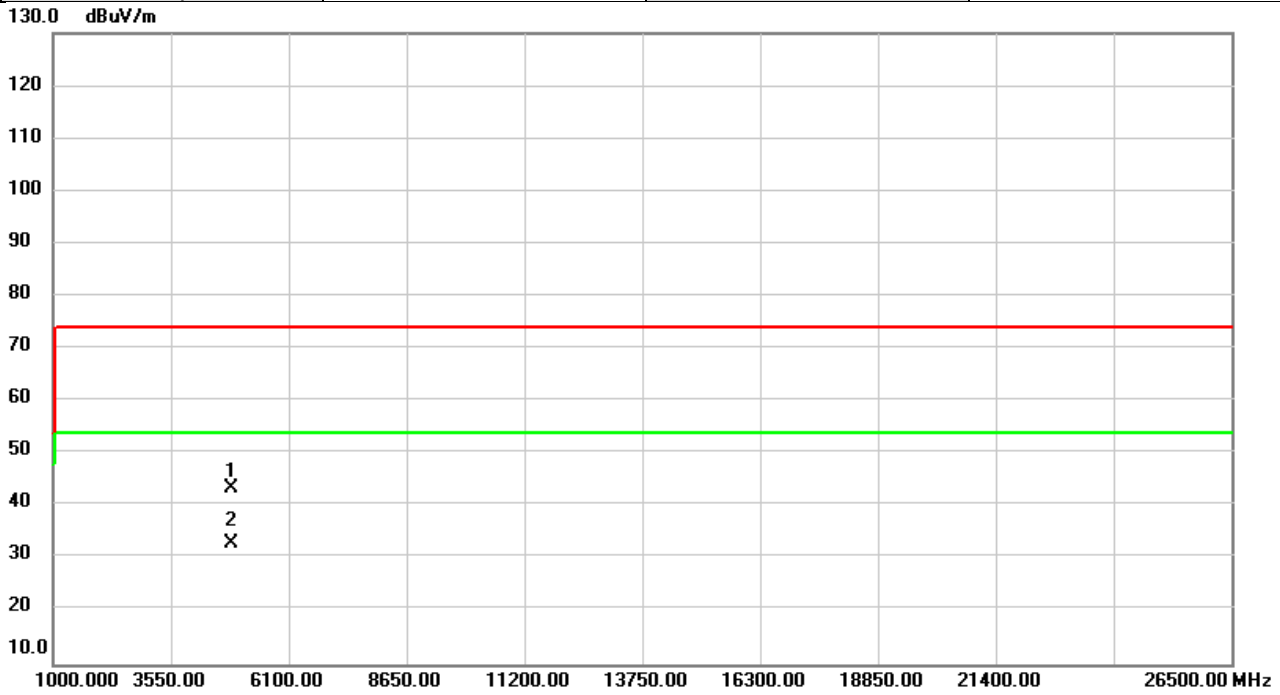


No.	Mk.	Freq.	Reading Level	Correct Factor	Measurement	Limit	Over	Detector	Comment
		MHz	dBuV	dB	dBuV/m	dBuV/m	dB		
1		4844.000	53.38	-9.89	43.49	74.00	-30.51	peak	
2	*	4844.000	43.03	-9.89	33.14	54.00	-20.86	AVG	

**REMARKS:**

- (1) Measurement Value = Reading Level + Correct Factor.
- (2) Margin Level = Measurement Value - Limit Value.

Test Mode	IEEE802.11ax(HEW40)	Test Date	2021/3/26
Test Frequency	2422MHz	Polarization	Horizontal
Temp	22°C	Hum.	67%

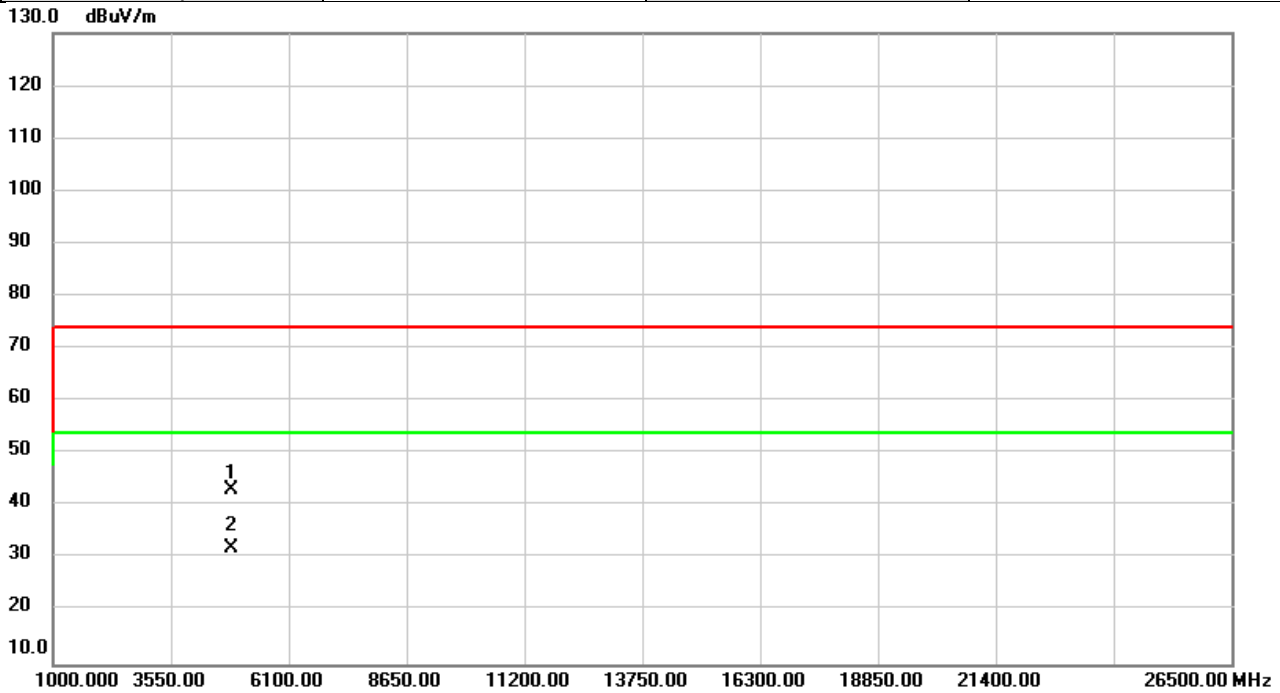


No.	Mk.	Freq.	Reading Level	Correct Factor	Measurement	Limit	Over	Detector	Comment
		MHz	dBuV	dB	dBuV/m	dBuV/m	dB		
1		4844.000	53.47	-9.89	43.58	74.00	-30.42	peak	
2	*	4844.000	42.91	-9.89	33.02	54.00	-20.98	AVG	

**REMARKS:**

- (1) Measurement Value = Reading Level + Correct Factor.
- (2) Margin Level = Measurement Value - Limit Value.

Test Mode	IEEE802.11ax(HEW40)	Test Date	2021/3/26
Test Frequency	2437MHz	Polarization	Vertical
Temp	22°C	Hum.	67%

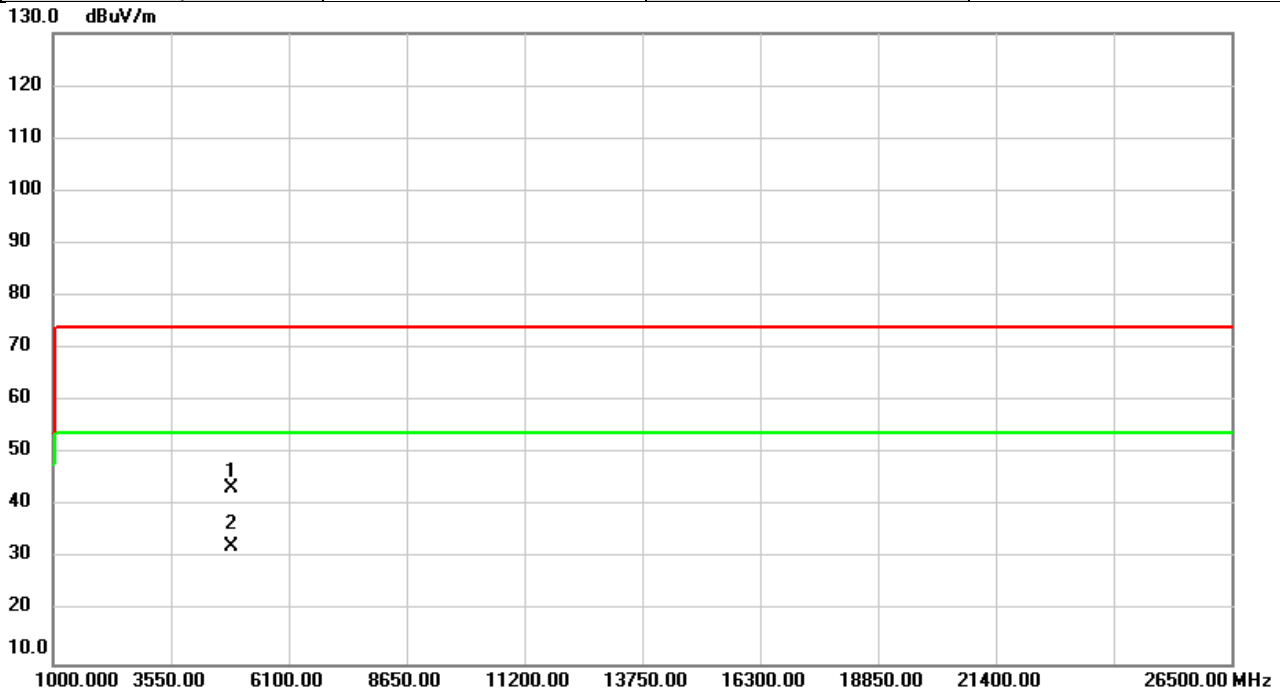


No.	Mk.	Freq.	Reading Level	Correct Factor	Measurement	Limit	Over	Detector	Comment
		MHz	dBuV	dB	dBuV/m	dBuV/m	dB		
1		4874.000	52.94	-9.79	43.15	74.00	-30.85	peak	
2	*	4874.000	41.76	-9.79	31.97	54.00	-22.03	AVG	

**REMARKS:**

- (1) Measurement Value = Reading Level + Correct Factor.
- (2) Margin Level = Measurement Value - Limit Value.

Test Mode	IEEE802.11ax(HEW40)	Test Date	2021/3/26
Test Frequency	2437MHz	Polarization	Horizontal
Temp	22°C	Hum.	67%



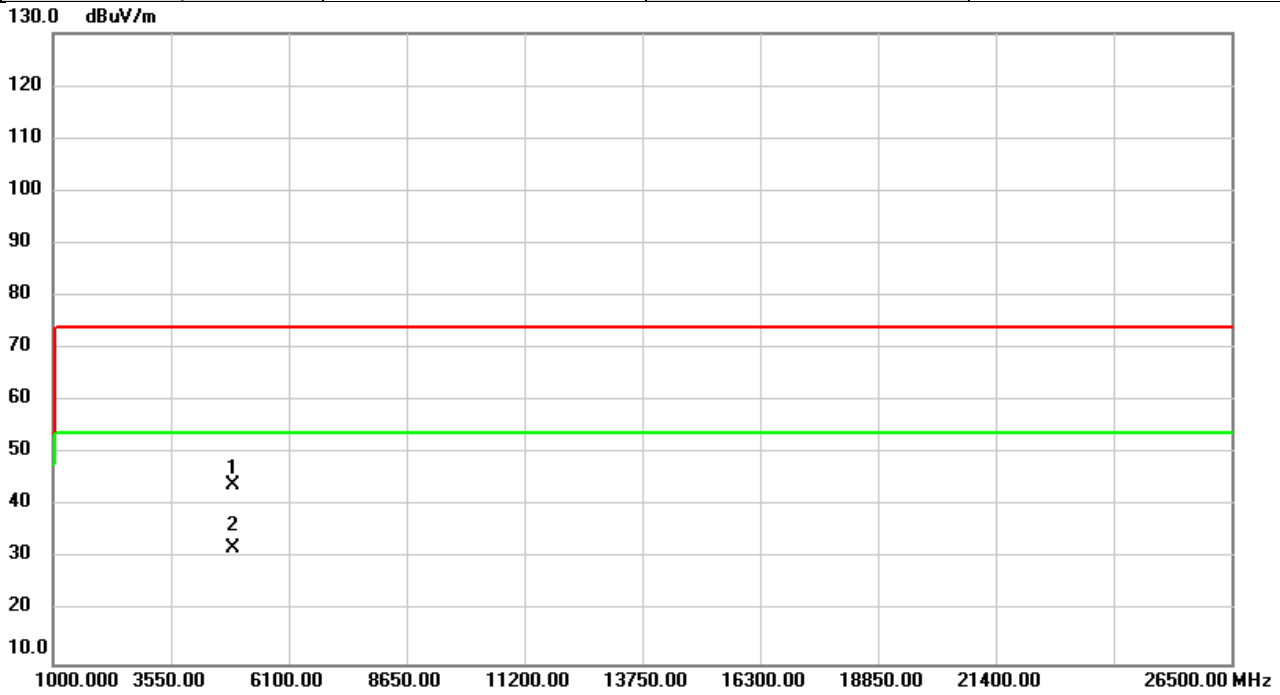
No.	Mk.	Freq.	Reading Level	Correct Factor	Measurement	Limit	Over	Detector	Comment
		MHz	dBuV	dB	dBuV/m	dBuV/m	dB		
1		4874.000	53.13	-9.79	43.34	74.00	-30.66	peak	
2	*	4874.000	42.07	-9.79	32.28	54.00	-21.72	AVG	

**REMARKS:**

- (1) Measurement Value = Reading Level + Correct Factor.
- (2) Margin Level = Measurement Value - Limit Value.



Test Mode	IEEE802.11ax(HEW40)	Test Date	2021/3/26
Test Frequency	2452MHz	Polarization	Vertical
Temp	22°C	Hum.	67%

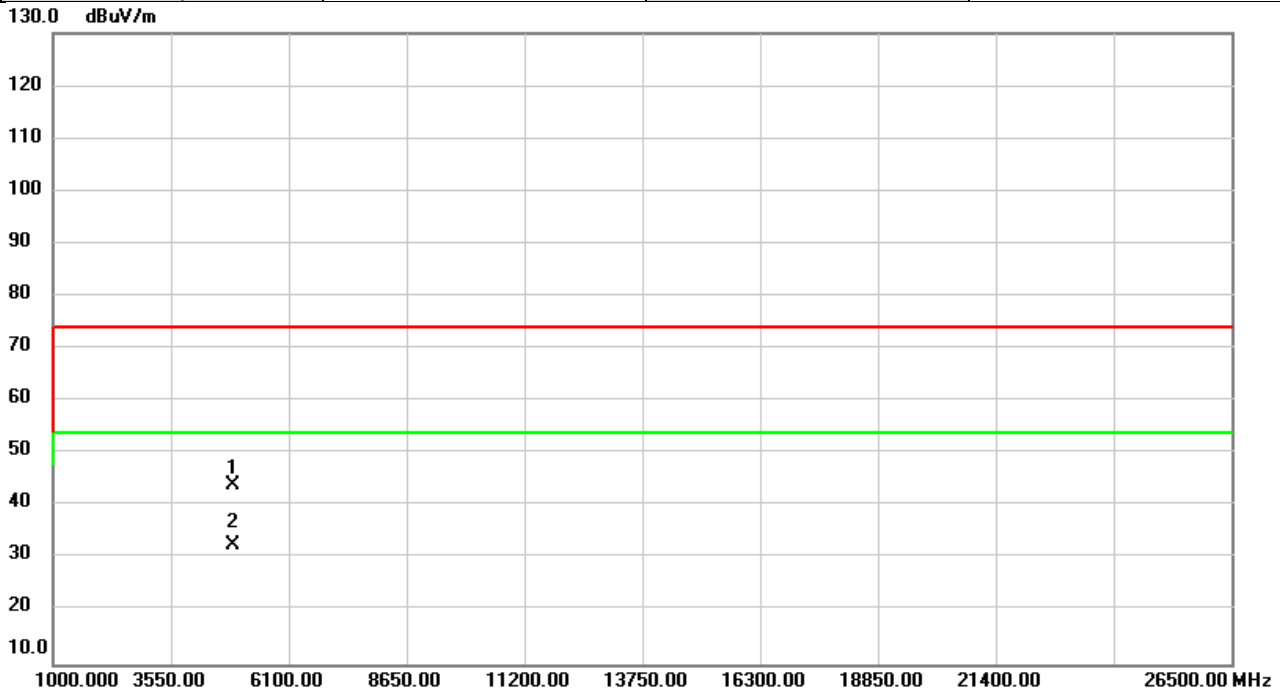


No.	Mk.	Freq. MHz	Reading Level dBuV	Correct Factor dB	Measure- ment dBuV/m	Limit dBuV/m	Over dB	Detector	Comment
1		4904.000	53.76	-9.69	44.07	74.00	-29.93	peak	
2	*	4904.000	41.82	-9.69	32.13	54.00	-21.87	AVG	

REMARKS:

- (1) Measurement Value = Reading Level + Correct Factor.
- (2) Margin Level = Measurement Value - Limit Value.

Test Mode	IEEE802.11ax(HEW40)	Test Date	2021/3/26
Test Frequency	2452MHz	Polarization	Horizontal
Temp	22°C	Hum.	67%

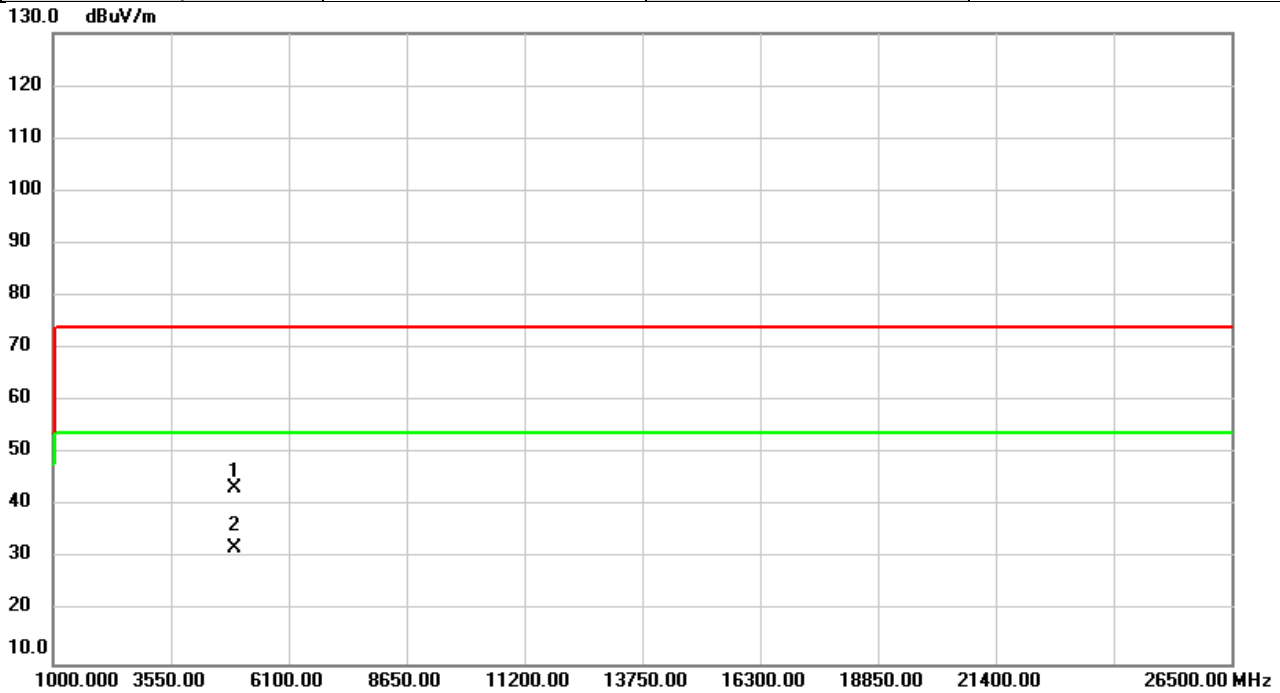


No.	Mk.	Freq.	Reading Level	Correct Factor	Measurement	Limit	Over	Detector	Comment
		MHz	dBuV	dB	dBuV/m	dBuV/m	dB		
1		4904.000	53.61	-9.69	43.92	74.00	-30.08	peak	
2	*	4904.000	42.46	-9.69	32.77	54.00	-21.23	AVG	

**REMARKS:**

- (1) Measurement Value = Reading Level + Correct Factor.
- (2) Margin Level = Measurement Value - Limit Value.

Test Mode	IEEE802.11ax(HEW40)	Test Date	2021/3/26
Test Frequency	2457MHz	Polarization	Vertical
Temp	22°C	Hum.	67%

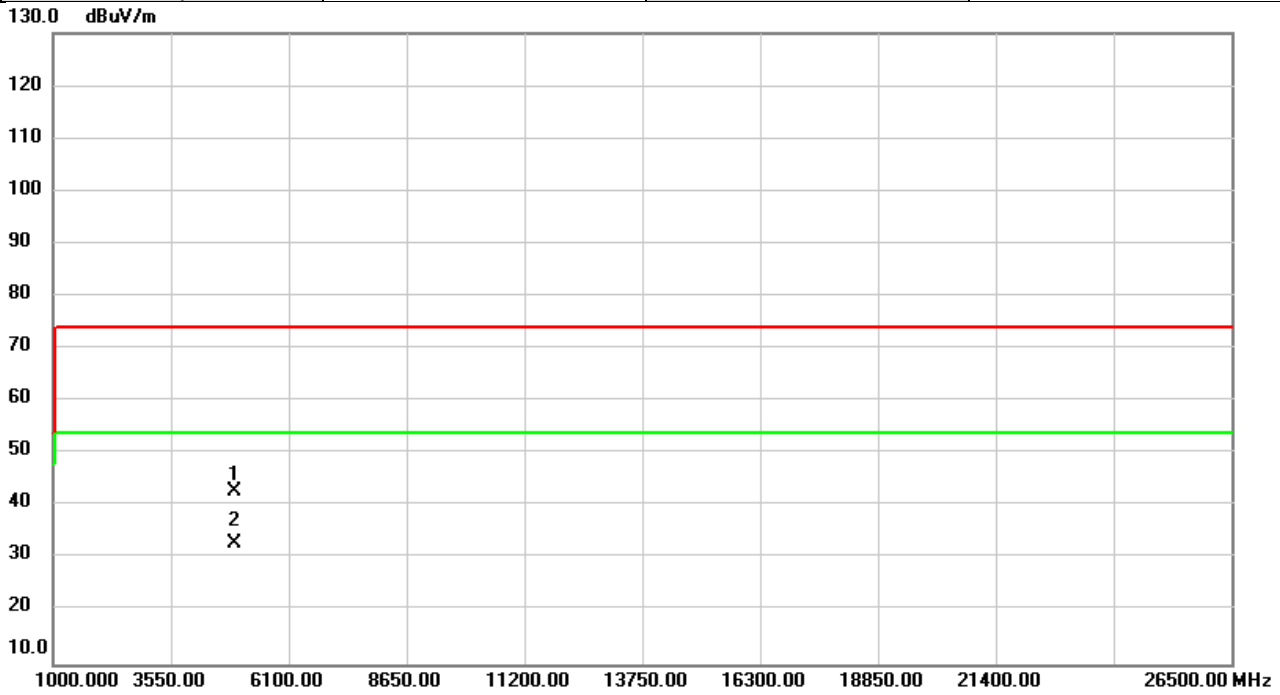


No.	Mk.	Freq. MHz	Reading Level dBuV	Correct Factor dB	Measure- ment dBuV/m	Limit dBuV/m	Over dB	Detector	Comment
1		4914.000	52.98	-9.65	43.33	74.00	-30.67	peak	
2	*	4914.000	41.72	-9.65	32.07	54.00	-21.93	AVG	

**REMARKS:**

- (1) Measurement Value = Reading Level + Correct Factor.
- (2) Margin Level = Measurement Value - Limit Value.

Test Mode	IEEE802.11ax(HEW40)	Test Date	2021/3/26
Test Frequency	2457MHz	Polarization	Horizontal
Temp	22°C	Hum.	67%

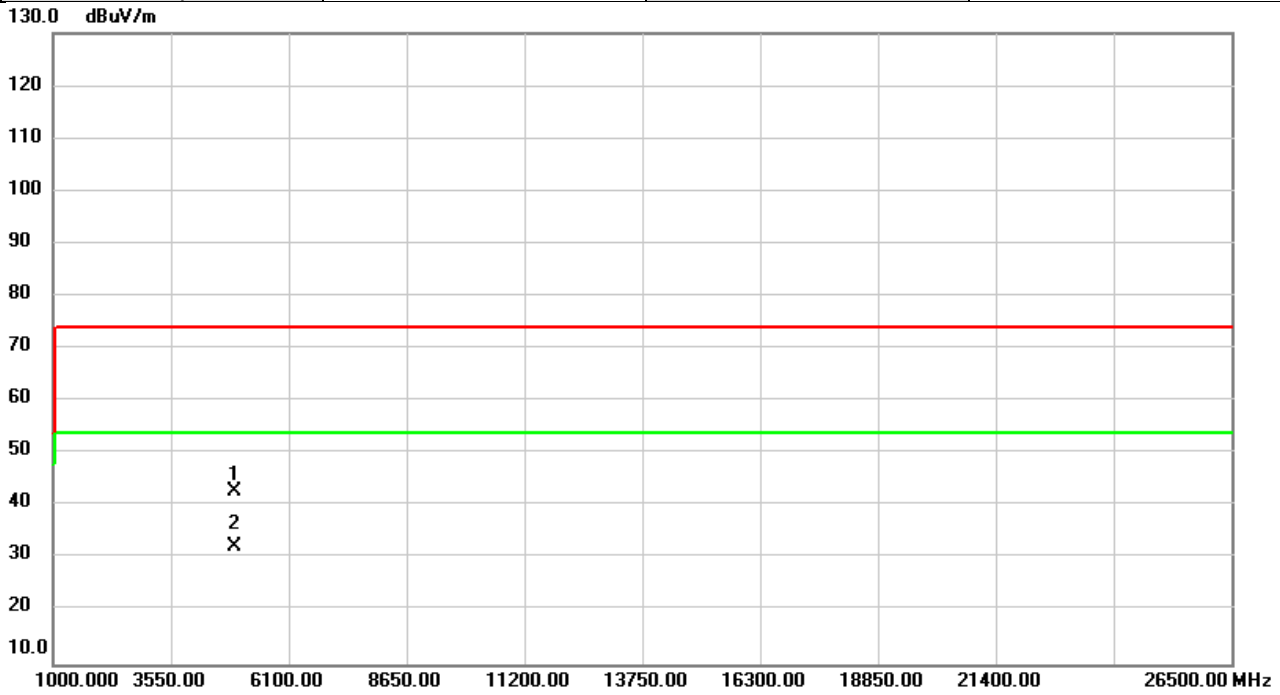


No.	Mk.	Freq.	Reading Level	Correct Factor	Measurement	Limit	Over	Detector	Comment
		MHz	dBuV	dB	dBuV/m	dBuV/m	dB		
1		4914.000	52.57	-9.65	42.92	74.00	-31.08	peak	
2	*	4914.000	42.58	-9.65	32.93	54.00	-21.07	AVG	

**REMARKS:**

- (1) Measurement Value = Reading Level + Correct Factor.
- (2) Margin Level = Measurement Value - Limit Value.

Test Mode	IEEE802.11ax(HEW40)	Test Date	2021/3/26
Test Frequency	2462MHz	Polarization	Vertical
Temp	22°C	Hum.	67%

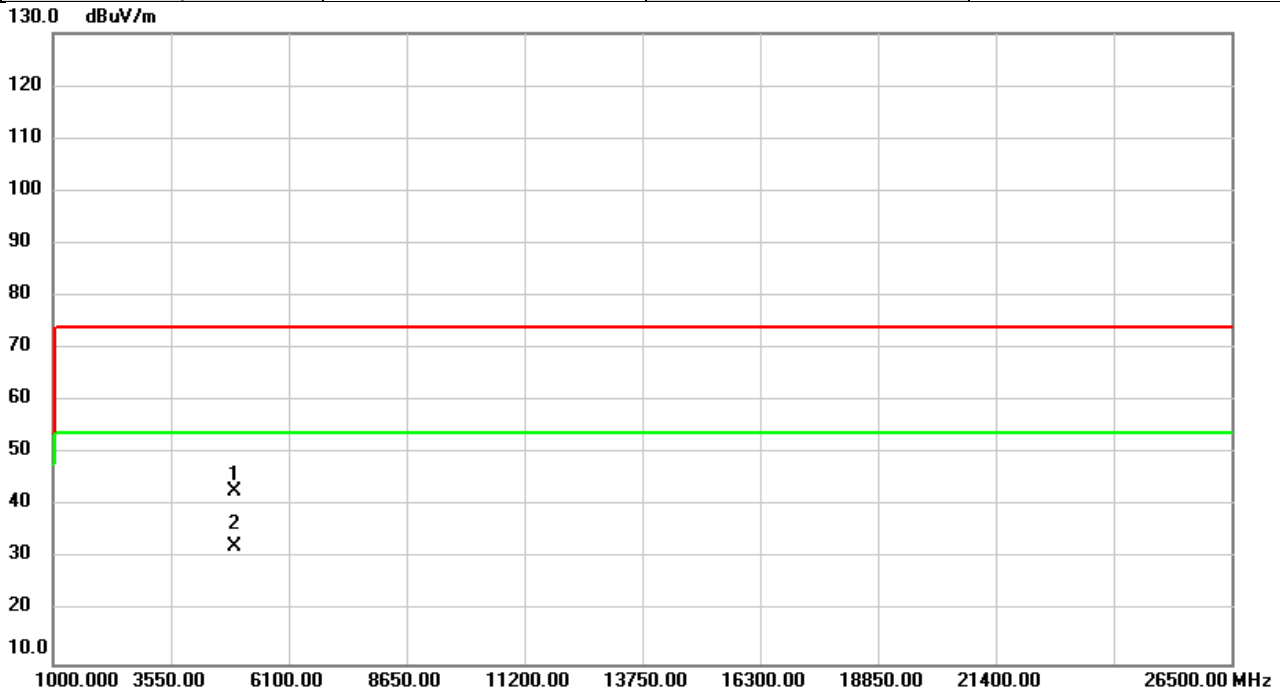


No.	Mk.	Freq.	Reading Level	Correct Factor	Measurement	Limit	Over	Detector	Comment
		MHz	dBuV	dB	dBuV/m	dBuV/m	dB		
1		4924.000	52.34	-9.62	42.72	74.00	-31.28	peak	
2	*	4924.000	41.97	-9.62	32.35	54.00	-21.65	AVG	

**REMARKS:**

- (1) Measurement Value = Reading Level + Correct Factor.
- (2) Margin Level = Measurement Value - Limit Value.

Test Mode	IEEE802.11ax(HEW40)	Test Date	2021/3/26
Test Frequency	2462MHz	Polarization	Horizontal
Temp	22°C	Hum.	67%



No.	Mk.	Freq. MHz	Reading Level dBuV	Correct Factor dB	Measure- ment dBuV/m	Limit dBuV/m	Over dB	Detector	Comment
1		4924.000	52.36	-9.62	42.74	74.00	-31.26	peak	
2	*	4924.000	41.82	-9.62	32.20	54.00	-21.80	AVG	

**REMARKS:**

- (1) Measurement Value = Reading Level + Correct Factor.
- (2) Margin Level = Measurement Value - Limit Value.

## APPENDIX D OUTPUT POWER

Test Mode	IEEE 802.11b_SISO_Main	Tested Date	2021/3/19
-----------	------------------------	-------------	-----------

Frequency (MHz)	Conducted Power (dBm)	Conducted Power (W)	Limit (dBm)	Limit (W)	Result
2412	16.46	0.0443	30.00	1.0000	Complies
2437	16.44	0.0441	30.00	1.0000	Complies
2462	16.56	0.0453	30.00	1.0000	Complies
2467	16.49	0.0446	30.00	1.0000	Complies
2472	16.47	0.0444	30.00	1.0000	Complies

Test Mode	IEEE 802.11g_SISO_Main	Tested Date	2021/3/19
-----------	------------------------	-------------	-----------

Frequency (MHz)	Conducted Power (dBm)	Conducted Power (W)	Limit (dBm)	Limit (W)	Result
2412	19.03	0.0800	30.00	1.0000	Complies
2437	19.24	0.0839	30.00	1.0000	Complies
2462	19.14	0.0820	30.00	1.0000	Complies
2467	19.12	0.0817	30.00	1.0000	Complies
2472	22.84	0.1923	30.00	1.0000	Complies

Test Mode	IEEE 802.11n (HT20)_SISO_Main	Tested Date	2021/3/19
-----------	-------------------------------	-------------	-----------

Frequency (MHz)	Conducted Power (dBm)	Conducted Power (W)	Limit (dBm)	Limit (W)	Result
2412	19.33	0.0857	30.00	1.0000	Complies
2437	19.09	0.0811	30.00	1.0000	Complies
2462	19.35	0.0861	30.00	1.0000	Complies
2467	19.45	0.0881	30.00	1.0000	Complies
2472	22.13	0.1633	30.00	1.0000	Complies

Test Mode	IEEE 802.11n (HT40)_SISO_Main	Tested Date	2021/3/19
-----------	-------------------------------	-------------	-----------

Frequency (MHz)	Conducted Power (dBm)	Conducted Power (W)	Limit (dBm)	Limit (W)	Result
2422	19.78	0.0951	30.00	1.0000	Complies
2437	19.74	0.0941	30.00	1.0000	Complies
2452	20.12	0.1028	30.00	1.0000	Complies
2457	19.67	0.0927	30.00	1.0000	Complies
2462	22.81	0.1910	30.00	1.0000	Complies



Test Mode	IEEE 802.11ax (HEW20)_SISO_Main	Tested Date	2021/3/19
-----------	---------------------------------	-------------	-----------

Frequency (MHz)	Conducted Power (dBm)	Conducted Power (W)	Limit (dBm)	Limit (W)	Result
2412_Full RU	19.62	0.0916	30.00	1.0000	Complies
2412_26 Tones	19.43	0.0877	30.00	1.0000	Complies
2412_52 Tones	23.69	0.2339	30.00	1.0000	Complies
2412_106 Tones	24.05	0.2541	30.00	1.0000	Complies
2437_Full RU	23.80	0.2399	30.00	1.0000	Complies
2462_Full RU	19.47	0.0885	30.00	1.0000	Complies
2467_Full RU	19.22	0.0836	30.00	1.0000	Complies
2472_Full RU	21.62	0.1452	30.00	1.0000	Complies

Test Mode	IEEE 802.11ax (HEW40)_SISO_Main	Tested Date	2021/3/19
-----------	---------------------------------	-------------	-----------

Frequency (MHz)	Conducted Power (dBm)	Conducted Power (W)	Limit (dBm)	Limit (W)	Result
2422_Full RU	20.08	0.1019	30.00	1.0000	Complies
2422_242 Tones	19.76	0.0946	30.00	1.0000	Complies
2437_Full RU	20.07	0.1016	30.00	1.0000	Complies
2452_Full RU	19.90	0.0977	30.00	1.0000	Complies
2457_Full RU	19.81	0.0957	30.00	1.0000	Complies
2462_Full RU	22.26	0.1683	30.00	1.0000	Complies

Test Mode	IEEE 802.11b_SISO_Aux	Tested Date	2021/3/19
-----------	-----------------------	-------------	-----------

Frequency (MHz)	Conducted Power (dBm)	Conducted Power (W)	Limit (dBm)	Limit (W)	Result
2412	16.47	0.0444	30.00	1.0000	Complies
2437	16.50	0.0447	30.00	1.0000	Complies
2462	16.68	0.0466	30.00	1.0000	Complies
2467	16.53	0.0450	30.00	1.0000	Complies
2472	16.61	0.0458	30.00	1.0000	Complies

Test Mode	IEEE 802.11g_SISO_Aux	Tested Date	2021/3/19
-----------	-----------------------	-------------	-----------

Frequency (MHz)	Conducted Power (dBm)	Conducted Power (W)	Limit (dBm)	Limit (W)	Result
2412	19.11	0.0815	30.00	1.0000	Complies
2437	19.25	0.0841	30.00	1.0000	Complies
2462	19.17	0.0826	30.00	1.0000	Complies
2467	19.21	0.0834	30.00	1.0000	Complies
2472	19.73	0.0940	30.00	1.0000	Complies

Test Mode	IEEE 802.11n (HT20)_SISO_Aux	Tested Date	2021/3/19
-----------	------------------------------	-------------	-----------

Frequency (MHz)	Conducted Power (dBm)	Conducted Power (W)	Limit (dBm)	Limit (W)	Result
2412	19.39	0.0869	30.00	1.0000	Complies
2437	19.21	0.0834	30.00	1.0000	Complies
2462	19.42	0.0874	30.00	1.0000	Complies
2467	19.47	0.0885	30.00	1.0000	Complies
2472	22.25	0.1679	30.00	1.0000	Complies

Test Mode	IEEE 802.11n (HT40)_SISO_Aux	Tested Date	2021/3/19
-----------	------------------------------	-------------	-----------

Frequency (MHz)	Conducted Power (dBm)	Conducted Power (W)	Limit (dBm)	Limit (W)	Result
2422	19.82	0.0959	30.00	1.0000	Complies
2437	19.85	0.0966	30.00	1.0000	Complies
2452	20.27	0.1064	30.00	1.0000	Complies
2457	19.75	0.0944	30.00	1.0000	Complies
2462	22.94	0.1968	30.00	1.0000	Complies

Test Mode	IEEE 802.11ax (HEW20)_SISO_Aux	Tested Date	2021/3/19
-----------	--------------------------------	-------------	-----------

Frequency (MHz)	Conducted Power (dBm)	Conducted Power (W)	Limit (dBm)	Limit (W)	Result
2412_Full RU	19.66	0.0925	30.00	1.0000	Complies
2412_26 Tones	20.02	0.1005	30.00	1.0000	Complies
2412_52 Tones	23.86	0.2432	30.00	1.0000	Complies
2412_106 Tones	23.28	0.2128	30.00	1.0000	Complies
2437_Full RU	23.88	0.2443	30.00	1.0000	Complies
2462_Full RU	19.61	0.0914	30.00	1.0000	Complies
2467_Full RU	20.09	0.1021	30.00	1.0000	Complies
2472_Full RU	21.96	0.1570	30.00	1.0000	Complies

Test Mode	IEEE 802.11ax (HEW40)_SISO_Aux	Tested Date	2021/3/19
-----------	--------------------------------	-------------	-----------

Frequency (MHz)	Conducted Power (dBm)	Conducted Power (W)	Limit (dBm)	Limit (W)	Result
2422_Full RU	20.14	0.1033	30.00	1.0000	Complies
2422_242 Tones	19.87	0.0971	30.00	1.0000	Complies
2437_Full RU	20.27	0.1064	30.00	1.0000	Complies
2452_Full RU	20.12	0.1028	30.00	1.0000	Complies
2457_Full RU	19.73	0.0940	30.00	1.0000	Complies
2462_Full RU	22.74	0.1879	30.00	1.0000	Complies

Test Mode	IEEE 802.11n (HT20)_MIMO_Main	Tested Date	2021/3/19
-----------	-------------------------------	-------------	-----------

Frequency (MHz)	Conducted Power (dBm)	Conducted Power (W)	Limit (dBm)	Limit (W)	Result
2412	16.42	0.0439	30.00	1.0000	Complies
2437	16.66	0.0463	30.00	1.0000	Complies
2462	16.51	0.0448	30.00	1.0000	Complies
2467	16.57	0.0454	30.00	1.0000	Complies
2472	22.19	0.1656	30.00	1.0000	Complies

Test Mode	IEEE 802.11n (HT20)_MIMO_Aux	Tested Date	2021/3/19
-----------	------------------------------	-------------	-----------

Frequency (MHz)	Conducted Power (dBm)	Conducted Power (W)	Limit (dBm)	Limit (W)	Result
2412	16.38	0.0435	30.00	1.0000	Complies
2437	16.43	0.0440	30.00	1.0000	Complies
2462	16.33	0.0430	30.00	1.0000	Complies
2467	16.31	0.0428	30.00	1.0000	Complies
2472	21.62	0.1452	30.00	1.0000	Complies

Test Mode	IEEE 802.11n (HT20)_MIMO_Total	Tested Date	2021/3/19
-----------	--------------------------------	-------------	-----------

Frequency (MHz)	Conducted Power (dBm)	Conducted Power (W)	Limit (dBm)	Limit (W)	Result
2412	19.41	0.0873	30.00	1.0000	Complies
2437	19.56	0.0903	30.00	1.0000	Complies
2462	19.43	0.0877	30.00	1.0000	Complies
2467	19.45	0.0882	30.00	1.0000	Complies
2472	24.92	0.3108	30.00	1.0000	Complies

Test Mode	IEEE 802.11n (HT40)_MIMO_Main	Tested Date	2021/3/19
-----------	-------------------------------	-------------	-----------

Frequency (MHz)	Conducted Power (dBm)	Conducted Power (W)	Limit (dBm)	Limit (W)	Result
2422	17.20	0.0525	30.00	1.0000	Complies
2437	17.34	0.0542	30.00	1.0000	Complies
2452	16.83	0.0482	30.00	1.0000	Complies
2457	16.78	0.0476	30.00	1.0000	Complies
2462	21.50	0.1413	30.00	1.0000	Complies

Test Mode	IEEE 802.11n (HT40)_MIMO_Aux	Tested Date	2021/3/19
-----------	------------------------------	-------------	-----------

Frequency (MHz)	Conducted Power (dBm)	Conducted Power (W)	Limit (dBm)	Limit (W)	Result
2422	16.90	0.0490	30.00	1.0000	Complies
2437	16.77	0.0475	30.00	1.0000	Complies
2452	17.20	0.0525	30.00	1.0000	Complies
2457	17.21	0.0526	30.00	1.0000	Complies
2462	21.13	0.1297	30.00	1.0000	Complies

Test Mode	IEEE 802.11n (HT40)_MIMO_Total	Tested Date	2021/3/19
-----------	--------------------------------	-------------	-----------

Frequency (MHz)	Conducted Power (dBm)	Conducted Power (W)	Limit (dBm)	Limit (W)	Result
2422	20.06	0.1015	30.00	1.0000	Complies
2437	20.07	0.1017	30.00	1.0000	Complies
2452	20.03	0.1007	30.00	1.0000	Complies
2457	20.01	0.1002	30.00	1.0000	Complies
2462	24.33	0.2710	30.00	1.0000	Complies

Test Mode	IEEE 802.11ax (HEW20)_MIMO_Main	Tested Date	2021/3/19
-----------	---------------------------------	-------------	-----------

Frequency (MHz)	Conducted Power (dBm)	Conducted Power (W)	Limit (dBm)	Limit (W)	Result
2412_Full RU	17.07	0.0509	30.00	1.0000	Complies
2412_26 Tones	24.27	0.2673	30.00	1.0000	Complies
2412_52 Tones	24.32	0.2704	30.00	1.0000	Complies
2412_106 Tones	24.43	0.2773	30.00	1.0000	Complies
2437_Full RU	17.09	0.0512	30.00	1.0000	Complies
2462_Full RU	17.01	0.0502	30.00	1.0000	Complies
2467_Full RU	12.89	0.0195	30.00	1.0000	Complies
2472_Full RU	21.44	0.1393	30.00	1.0000	Complies

Test Mode	IEEE 802.11ax (HEW20)_MIMO_Aux	Tested Date	2021/3/19
-----------	--------------------------------	-------------	-----------

Frequency (MHz)	Conducted Power (dBm)	Conducted Power (W)	Limit (dBm)	Limit (W)	Result
2412_Full RU	16.79	0.0478	30.00	1.0000	Complies
2412_26 Tones	23.95	0.2483	30.00	1.0000	Complies
2412_52 Tones	23.81	0.2404	30.00	1.0000	Complies
2412_106 Tones	23.72	0.2355	30.00	1.0000	Complies
2437_Full RU	16.77	0.0475	30.00	1.0000	Complies
2462_Full RU	16.87	0.0486	30.00	1.0000	Complies
2467_Full RU	16.83	0.0482	30.00	1.0000	Complies
2472_Full RU	20.69	0.1172	30.00	1.0000	Complies

Test Mode	IEEE 802.11ax (HEW20)_MIMO_Total	Tested Date	2021/3/19
-----------	----------------------------------	-------------	-----------

Frequency (MHz)	Conducted Power (dBm)	Conducted Power (W)	Limit (dBm)	Limit (W)	Result
2412_Full RU	19.94	0.0987	30.00	1.0000	Complies
2412_26 Tones	27.12	0.5156	30.00	1.0000	Complies
2412_52 Tones	27.08	0.5108	30.00	1.0000	Complies
2412_106 Tones	27.10	0.5128	30.00	1.0000	Complies
2437_Full RU	19.94	0.0987	30.00	1.0000	Complies
2462_Full RU	19.95	0.0989	30.00	1.0000	Complies
2467_Full RU	18.30	0.0676	30.00	1.0000	Complies
2472_Full RU	24.09	0.2565	30.00	1.0000	Complies

Test Mode	IEEE 802.11ax (HEW40)_MIMO_Main	Tested Date	2021/3/19
-----------	---------------------------------	-------------	-----------

Frequency (MHz)	Conducted Power (dBm)	Conducted Power (W)	Limit (dBm)	Limit (W)	Result
2422_Full RU	17.76	0.0597	30.00	1.0000	Complies
2422_242 Tones	23.91	0.2460	30.00	1.0000	Complies
2437_Full RU	17.94	0.0622	30.00	1.0000	Complies
2452_Full RU	17.86	0.0611	30.00	1.0000	Complies
2457_Full RU	17.88	0.0614	30.00	1.0000	Complies
2462_Full RU	21.21	0.1321	30.00	1.0000	Complies

Test Mode	IEEE 802.11ax (HEW40)_MIMO_Aux	Tested Date	2021/3/19
-----------	--------------------------------	-------------	-----------

Frequency (MHz)	Conducted Power (dBm)	Conducted Power (W)	Limit (dBm)	Limit (W)	Result
2422_Full RU	17.69	0.0587	30.00	1.0000	Complies
2422_242 Tones	23.27	0.2123	30.00	1.0000	Complies
2437_Full RU	17.79	0.0601	30.00	1.0000	Complies
2452_Full RU	17.59	0.0574	30.00	1.0000	Complies
2457_Full RU	17.25	0.0531	30.00	1.0000	Complies
2462_Full RU	21.02	0.1265	30.00	1.0000	Complies

Test Mode	IEEE 802.11ax (HEW40)_MIMO_Total	Tested Date	2021/3/19
-----------	----------------------------------	-------------	-----------

Frequency (MHz)	Conducted Power (dBm)	Conducted Power (W)	Limit (dBm)	Limit (W)	Result
2422_Full RU	20.74	0.1185	30.00	1.0000	Complies
2422_242 Tones	26.61	0.4584	30.00	1.0000	Complies
2437_Full RU	20.88	0.1223	30.00	1.0000	Complies
2452_Full RU	20.74	0.1185	30.00	1.0000	Complies
2457_Full RU	20.59	0.1145	30.00	1.0000	Complies
2462_Full RU	24.13	0.2586	30.00	1.0000	Complies

**End of Test Report**