


Appendix C. Setup Photographs

<Radiated Emission>


<Sample 1>

Y Plane for LTE Band 25


LF



HF




SHF




Z Plane for LTE Band 5B

LF




HF




Notebook Type for LTE Band 26

LF




HF




<Sample 2>

Z Plane for LTE Band 12, 41_HPUE, 41C, 66, 66B, and 71


LF



HF




SHF




Notebook Type for LTE Band 7, 7C, 13, 66C


LF



HF



SHF



—————THE END—————