

Appendix C. Setup Photographs


<Radiated Emission>

Y Plane for AWS Band


LF



HF




SHF




Z Plane for Cellular Band

LF




HF




Notebook Type for PCS Band


LF



HF



SHF



—————THE END—————