

**Date: 2002-08-19**

## **Test Report**

**Page 1 of 16**

**No.: HM108570**

### **ACCREDITED TESTING LABORATORY**

**DAR Registration No.: TTI-P-G150/98-00e**

**ACCREDITED BY  
Deutsche Akkreditierungsstelle Technik (DATech) e.v.**

### **FCC PART 15 SUBPART B TEST REPORT FOR DOC**

### **TEST REPORT No.: HM108570**

Equipment Under Test [EUT]:  
Model Number:  
Applicant:  
FCC ID:

Tonka Rescue  
70444 (20-020-82-10)  
Dynamic Industries Co., Ltd.  
PTG70444-RX49

**Date: 2002-08-19**

**No.: HM108570**

# **Test Report**

**Page 2 of 16**

## **CONTENT:**

Cover	Page 1 of 16
Content	Page 2-3 of 16
Conclusion	Page 4 of 16

### **1.0 General Details**

1.1	Test Laboratory	Page 5 of 16
1.2	Applicant Details Applicant HKSTC Code Number for Applicant Manufacturer	Page 5 of 16
1.3	Equipment Under Test [EUT] Description of EUT operation	Page 6 of 16
1.4	Date of Order	Page 6 of 16
1.5	Submitted Sample	Page 6 of 16
1.6	Test Duration	Page 6 of 16
1.7	Country of Origin	Page 6 of 16
1.8	Additional Information of EUT	Page 7 of 16

### **2.0 Technical Details**

2.1	Investigations Requested	Page 8 of 16
2.2	Test Standards and Results Summary	Page 8 of 16

### **3.0 Test Results**

3.1	Emission	Page 9-13 of 16
-----	----------	-----------------

**Date: 2002-08-19**  
**No.: HM108570**

# **Test Report**

**Page 3 of 16**

## **Appendix A**

List of Measurement Equipment

Page 14 of 16

## **Appendix B**

Photographs

Page 15-16 of 16

Date: 2002-08-19

## **Test Report**

Page 4 of 16

No.: HM108570

### **CONCLUSION**

The submitted product was deemed to have **COMPLIED** with the requirements of Federal Communications Commission [FCC] Rules and Regulations Part 15. The tests were performed in accordance with the standards described above and on Section 2.2 in this Test Report.

---

Verify by

---

Patrick Wong  
for Chief Executive

Date: 2002-08-19

# **Test Report**

Page 5 of 16

No.: HM108570

## **1.0 General Details**

### **1.1 Test Laboratory**

The Hong Kong Standards and Testing Centre Ltd.  
EMC Laboratory  
10 Dai Wang Street, Taipo Industrial Estate  
New Territories, Hong Kong

Telephone: 852 2666 1888  
Fax: 852 2664 4353

### **1.2 Applicant Details** **Applicant**

DYNAMIC IND. CO., LTD.  
Suite 2204-2205, 22/F., Nanyang Plaza,  
57 Hung To Road, Kowloon, Hong Kong.

Telephone: 852 2389 8230  
Fax: 852 2790 5521

**HKSTC Code Number for Applicant**

**DYI001**

### **Manufacturer**

DA CHENG METAL & PLASTIC FACTORY  
Zhong Fang Cun, Sha Tou, Chang An,  
Dongguan, Guangdong, China.

Telephone: 852 2389 8230  
Fax: 852 2790 5521

DAR-Registration No.: TTI-P-G150/98-00e

**Date: 2002-08-19**

## **Test Report**

**Page 6 of 16**

**No.: HM108570**

### **1.3 Equipment Under Test [EUT]**

#### **Description of Sample**

Product: Tonka Rescue  
Manufacturer: Da Cheng Metal & Plastic Factory  
Brand Name: Tiger  
Model Number: 70444 (20-020-82-10)  
Input Voltage: 4.8Vd.c. (1.2V Nicab Battery AA-400MA x 4)  
Additional Brand Name: Hasbro  
Additional Model Number: 70443 (20-020-72-10), 70442 (20-020-90-70)  
Additional Product Name: GI Joe MUV (small), GI Joe MUV & Tonka Rescue Assortment

#### **1.3.1 Description of EUT Operation**

The Equipment Under Test (EUT) is a Dynamic Ind. Co., Ltd. Tonka Rescue.

### **1.4 Date of Order**

2002-08-08

### **1.5 Submitted Sample(s):**

1 sample per model

### **1.6 Test Duration**

2002-08-17

### **1.7 Country of Origin**

China

Date: 2002-08-19

## Test Report

Page 7 of 16

No.: HM108570

### 1.8 Additional Information of EUT

	Submitted	Not Available
User Manual	<input checked="" type="checkbox"/>	<input type="checkbox"/>
Part List	<input checked="" type="checkbox"/>	<input type="checkbox"/>
Circuit Diagram	<input checked="" type="checkbox"/>	<input type="checkbox"/>
Printed Circuit Board [PCB] Layout	<input checked="" type="checkbox"/>	<input type="checkbox"/>
Block diagram	<input checked="" type="checkbox"/>	<input type="checkbox"/>
FCC DOC Label	<input checked="" type="checkbox"/>	<input type="checkbox"/>

Date: 2002-08-19

## Test Report

Page 8 of 16

No.: HM108570

### 2.0 Technical Details

#### **2.1 Investigations Requested**

Perform ElectroMagnetic Interference measurement in accordance with FCC 47CFR [Codes of Federal Regulations] Part 15 and ANSI C63.4: 2000 for FCC Certification.

#### **2.2 Test Standards and Results Summary Tables**

<b>EMISSION Results Summary</b>						
Test Condition	Test Requirement	Test Method	Class / Severity	Test Result		
				Pass	Failed	N/A
Radiated Emissions, 30MHz to 1GHz	FCC 47CFR 15.109	ANSI C63.4:2000	Class B	<input checked="" type="checkbox"/>	<input type="checkbox"/>	<input type="checkbox"/>
Conducted Emissions on AC, 0.45MHz to 30MHz	FCC 47CFR 15.107	ANSI C63.4:2000	Class B	<input checked="" type="checkbox"/>	<input type="checkbox"/>	<input type="checkbox"/>

Note: N/A - Not Applicable



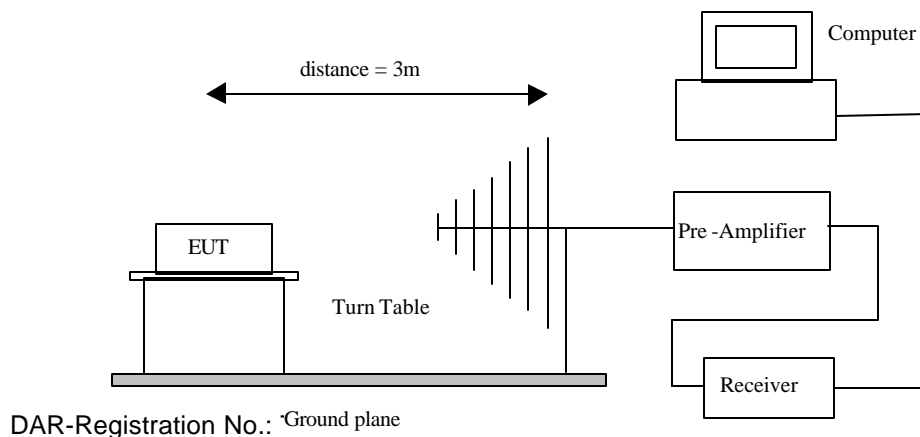
**3.0 Test Results****3.1 Emission****3.1.1 Radiated Emissions (30 – 1000MHz)**

Test Requirement:	FCC 47CFR 15.109 Class B
Test Method:	ANSI C63.4:2000
Test Date:	2002-08-17
Mode of Operation:	On mode

**Test Method:**

The sample was placed 0.8m above the ground plane on the OATS \*. Measurements in both horizontal and vertical polarities were performed. During the test, each emission was maximized by: having the EUT continuously working, investigate all operating modes, rotated about all 3 axis (X, Y & Z) to obtain worst position, manipulating interconnecting cables, rotating turntable, varying antenna height from 1m to 4m in both horizontal and vertical polarizations. The emissions worst-case are shown in Test Results of the following pages.

\*: OATS [Open Area Test Site] located at HKSTC with a metal ground plane on filed with the FCC pursuant to section 2.948 of the FCC rules, with Registration Number: 90657.

**Test Setup:**

Date: 2002-08-19

## **Test Report**

Page 10 of 16

No.: HM108570

**Limited for Radiated Emissions [FCC 47 CFR 15.109 Class B]:**

Frequency Range [MHz]	Quasi-Peak Limits [ $\mu$ V/m]
30-88	100
88-216	150
216-960	200
Above960	500

The emission limits shown in the above table are based on measurement employing a CISPR quasi-peak detector and above 1000MHz are based on measurements employing an average detector.

**Results: Receiver**

Date: 2002-08-19

## Test Report

Page 11 of 16

No.: HM108570

Results: Receiver

Radiated Emissions						
Quasi-Peak						
Frequency MHz	Measured Level @3m dB $\mu$ V/m	Correction Factor dB $\mu$ V/m	Field Strength dB $\mu$ V/m	Field Strength $\mu$ V/m	Limit @3m $\mu$ V/m	Antenna Polarity
49.86	14.3	10.0	24.3	16.4	100	Vertical
99.72	< 1.0	12.5	< 13.5	< 4.7	150	Vertical
149.58	< 1.0	9.8	< 10.8	< 3.5	150	Vertical
199.44	< 1.0	11.5	< 12.5	< 4.2	150	Vertical
249.30	< 1.0	15.9	< 16.9	< 7.0	200	Vertical
299.16	< 1.0	17.4	< 18.4	< 8.3	200	Vertical
349.02	< 1.0	17.2	< 18.2	< 8.1	200	Vertical
398.88	< 1.0	18.8	< 19.8	< 9.8	200	Vertical
448.74	< 1.0	19.7	< 20.7	< 10.8	200	Vertical
498.60	< 1.0	20.6	< 21.6	< 12.0	200	Vertical

\*\* For effective averaging, the bandwidth of the video filter must be smaller than the resolution bandwidth. The higher the ratio of resolution bandwidth to video bandwidth, the greater the averaging will be recorded. Below setting for HP8572A EMI Receiver.

Resolution Bandwidth = 3MHz

Video Bandwidth = 1Hz

Calculated measurement uncertainty = 30MHz to 300MHz  $\pm 3.7$ dB  
300MHz to 1GHz  $+3.0$ dB /  $-2.7$ dB

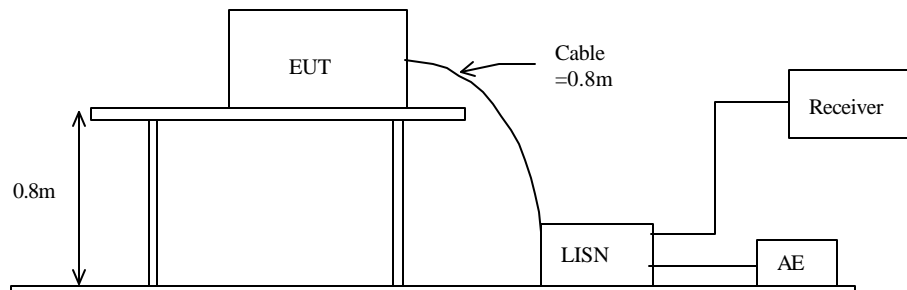
**3.1.1 Conducted Emissions (0.45MHz to 30MHz)**

Test Requirement:	FCC 47CFR 15.107
Test Method:	ANSI C63.4:2000
Test Date:	2002-08-17
Mode of Operation:	On mode

**Test Method:**

The test was performed in accordance with ANSI C63.4: 1992, with the following: an initial measurement was performed in peak and average detection mode on the live line. Any emissions recorded within 30dB of the relevant limit line were re-measured using quasi-peak and average detection on the live and neutral lines with the worst case recorded in the table of results.

**Test Setup:**



Date: 2002-08-19

## Test Report

Page 13 of 16

No.: HM108570

**Limit for Conducted Emissions (FCC 47 CFR 15.107):**

Frequency Range [MHz]	Quasi-Peak Limits [ $\mu$ V/m]
0.45-30	250

Limits for Conducted Emissions Test, please refer to limit lines (Quasi-Peak and Average) in the following diagram labelled as (QP and AV).

**Results:** N/A

The EUT is operated by a single source of internal battery power [located in the battery compartment], therefore power line conducted emission was deemed unnecessary.

Remarks:

Calculated measurement uncertainty =  $\pm 2.3$ dB

-\*- Emission greater than 30dB below limit line.

Date: 2002-08-19

## Test Report

Page 14 of 16

No.: HM108570

### Appendix A Test Equipment Audit

#### Radiated Emission

EQP NO.	DESCRIPTION	MANUFACTURER	MODEL NO.	SERIAL NO.	LAST CAL.
EM007	SPECTRUM ANALYZER	HEWLETT PACKARD	HP85660B	3144A21192	07/09/01
EM008	SPECTRUM ANALYZER DISPLAY	HEWLETT PACKARD	HP85662A	3144A20514	07/09/01
EM009	QUASI PEAK ADAPTOR	HEWLETT PACKARD	HP85650A	3303A01702	07/09/01
EM010	RF PRESELECTOR	HEWLETT PACKARD	HP85685A	3221A01410	07/09/01
EM011	ATTENUATOR/SWITCH	HEWLETT PACKARD	HP11713A	2508A10595	07/09/01
EM012	PRE-AMPLIFIER	HEWLETT PACKARD	HP8449B	3008A00262	07/09/01
EM013	CONTROLLER (COMPUTER), COLOR MONITOR, KEYBOARD & MOUSE FLOPPY DRIVE	HEWLETT PACKARD HEWLETT PACKARD HEWLETT PACKARD	HP9000 HP A1097C HP9133L	6226A60314 3151J39517 2623A02468	CM
EM020	HORN ANTENNA	EMCO	3115	4032	19/07/00
EM022	LOOP ANTENNA	EMCO	6502	1189-2424	04/08/00
EM072	SIGNAL GENERATOR	HEWLETT PACKARD	8640B	1948A11892	N/A
EM083	HKSTC OPEN AREA TEST SITE	HKSTC	N/A	N/A	14/02/02
EM131	PORTABLE SPECTRUM ANALYSER	HEWLETT PACKARD	8595EM	3710A00155	18/12/01
EM145	EMI TEST RECEIVER	R & S	ESCS 30	830245/021	22/07/02
EM194	BICONILOG ANTENNA	EMCO	3142B	1795	14/05/02
EM196	MULTI-DEVICE CONTROLLER	EMCO	2090	1662	N/A
EM195	ANTENNA POSITIONING MAST	EMCO	2075	2368	N/A

#### Conducted Emission

EQP NO.	DESCRIPTION	MANUFACTURER	MODEL NO.	SERIAL NO.	LAST CAL
EM078	VARIAC	SHANGHAI VOLTAGE	TDGC-3/0.5	N/A	CM
EM081	SMALL SCREENED ROOM	MIKO INST HK	N/A	N/A	04/10/01
EM002	LISN	EMCO	3825-2	9005-1657	22/08/01
EM119	LISN	R & S	ESH3-Z5	0831.5518.52	31/08/00
EM127	ISOLATION TRANSFORMER 220 TO 300	WING SUN	N/A	N/A	CM
EM142	PULSES LIMITER	R & S	ESH3Z2	357.8810.52	04/07/01
EM181	EMI TEST RECEIVER	R & S	ESIB7	100072	28/11/01
EM154	SHIELDING ROOM	SIEMENA MATSUSHITA COMPONENTS	N/A	803-740-057- 99A	02/01/02

#### Remarks:

CM      Corrective Maintenance  
N/A      Not Applicable or Not Available  
TBD      To Be Determined

DAR-Registration No.: TTI-P-G150/98-00e

Date: 2002-08-19  
No.: HM108570

## Test Report

Page 15 of 16

### Appendix B

#### Photographs of EUT


Front View of the product




Rear View of the product



Inner Circuit Top View



Inner Circuit Bottom View



Date: 2002-08-19  
No.: HM108570

## Test Report

Page 16 of 16

### Photographs of EUT

Measurement of Radiated Emission Test Set Up



End of Document