

## 10.7. The Field Strength of Radiation Emission Measurement Results

Note: 1. Emissions attenuated more than 20 dB below the permissible value are not reported.

2. \*: Denotes restricted band of operation.

3. The fundamental radiated emissions were reduced by Band Reject Filter in the attached plots.

4. The EUT is tested radiation emission at each test mode (802.11 b/g/n) in three axes. The worst emissions are reported in all test mode and channels.

5. The radiation emissions from 18-25GHz are not reported, because the test values lower than the limits of 20dB.

Below 1G(X9)



**ACCURATE TECHNOLOGY CO., LTD.**

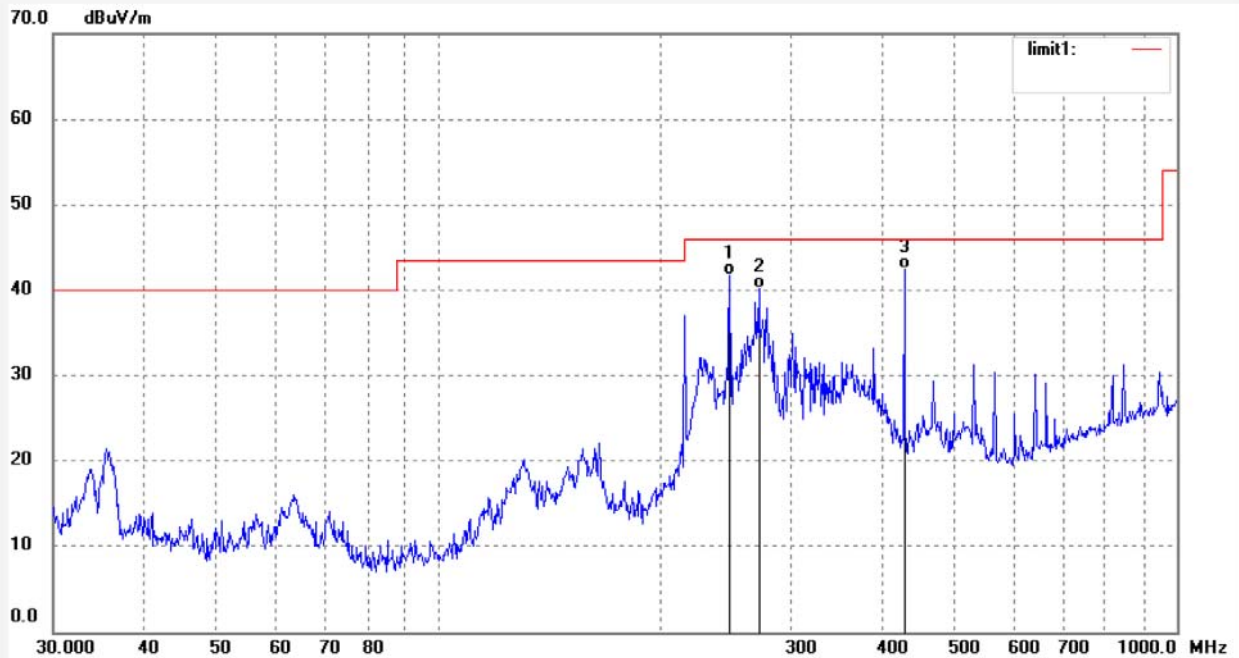
F1,Bldg,A,Changyuan New Material Port Keyuan Rd,  
Science & Industry Park,Nanshan Shenzhen,P.R.China

Site: 1# Chamber  
Tel:+86-0755-26503290  
Fax:+86-0755-26503396

Job No.: STAR2016 #1205  
Standard: FCC Class B 3M Radiated  
Test item: Radiation Test  
Temp.( C)/Hum.(%) 25 C / 55 %  
EUT: Media box  
Mode: TX Channel 1(802.11b)  
Model: X9  
Manufacturer: PIPO TECHNOLOGY CO., LTD

Polarization: Horizontal  
Power Source: AC 120V/60Hz  
Date: 16/06/15/  
Time: 11/04/41  
Engineer Signature: star  
Distance: 3m

Note: Report No.:ATE20161167

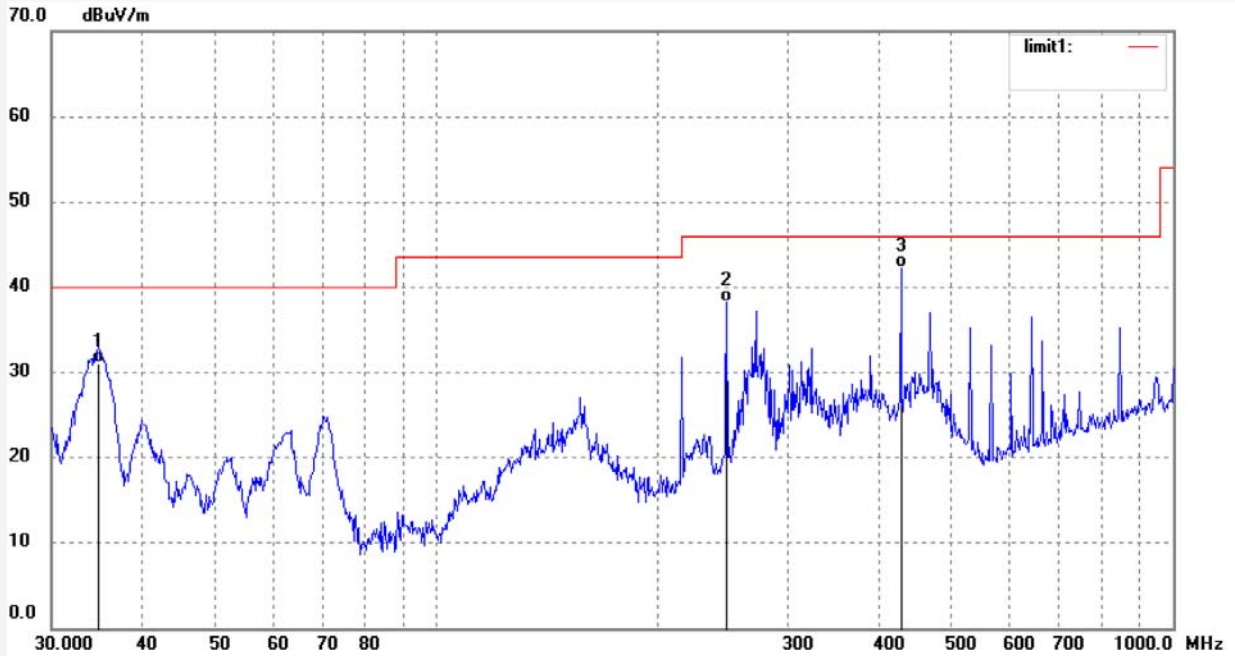


No.	Freq. (MHz)	Reading (dBuV/m)	Factor (dB)	Result (dBuV/m)	Limit (dBuV/m)	Margin (dB)	Detector	Height (cm)	Degree (deg.)	Remark
1	247.8595	59.89	-18.19	41.70	46.00	-4.30	QP			
2	271.5687	57.20	-17.09	40.11	46.00	-5.89	QP			
3	427.2920	56.04	-13.59	42.45	46.00	-3.55	QP			

Job No.: STAR2016 #1204  
Standard: FCC Class B 3M Radiated  
Test item: Radiation Test  
Temp.( C)/Hum.(%) 25 C / 55 %  
EUT: Media box  
Mode: TX Channel 1(802.11b)  
Model: X9  
Manufacturer: PIPO TECHNOLOGY CO., LTD

Polarization: Vertical  
Power Source: AC 120V/60Hz  
Date: 16/06/15/  
Time: 11/03/18  
Engineer Signature: star  
Distance: 3m

Note: Report No.:ATE20161167

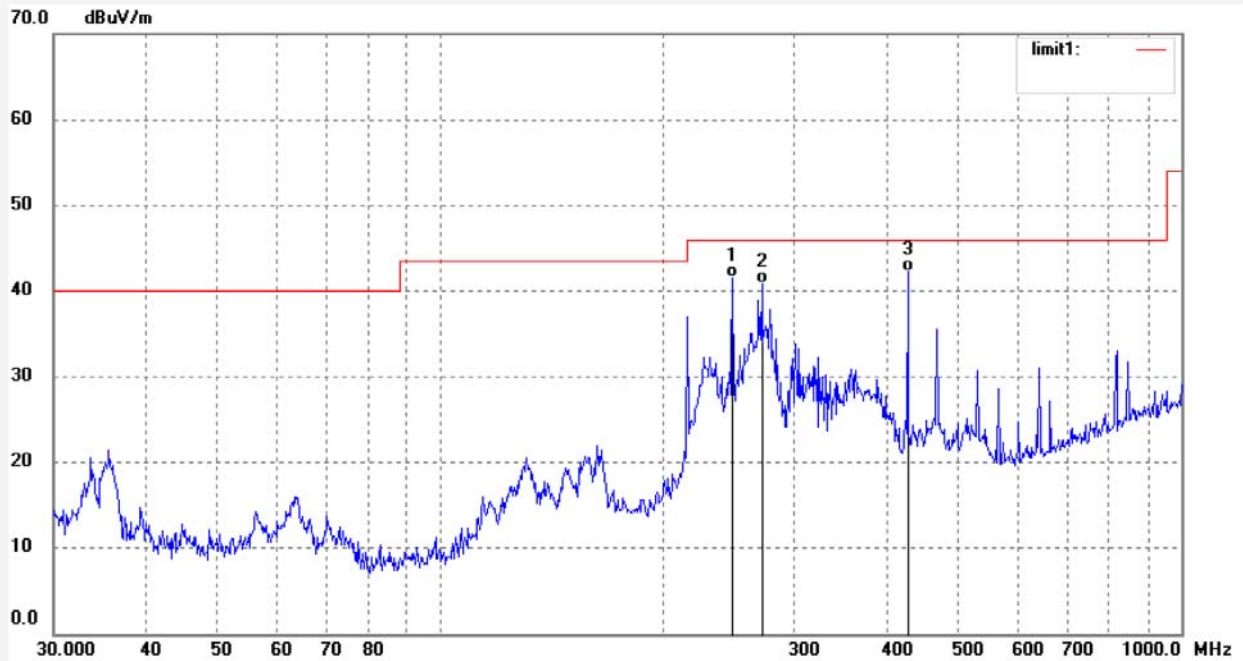


No.	Freq. (MHz)	Reading (dBuV/m)	Factor (dB)	Result (dBuV/m)	Limit (dBuV/m)	Margin (dB)	Detector	Height (cm)	Degree (deg.)	Remark
1	34.7705	48.45	-17.47	30.98	40.00	-9.02	QP			
2	247.8595	56.47	-18.19	38.28	46.00	-7.72	QP			
3	427.2920	55.83	-13.59	42.24	46.00	-3.76	QP			

Job No.: STAR2016 #1206  
Standard: FCC Class B 3M Radiated  
Test item: Radiation Test  
Temp.( C)/Hum.(%) 25 C / 55 %  
EUT: Media box  
Mode: TX Channel 6(802.11b)  
Model: X9  
Manufacturer: PIPO TECHNOLOGY CO., LTD

Polarization: Horizontal  
Power Source: AC 120V/60Hz  
Date: 16/06/15/  
Time: 11/06/05  
Engineer Signature: star  
Distance: 3m

Note: Report No.:ATE20161167

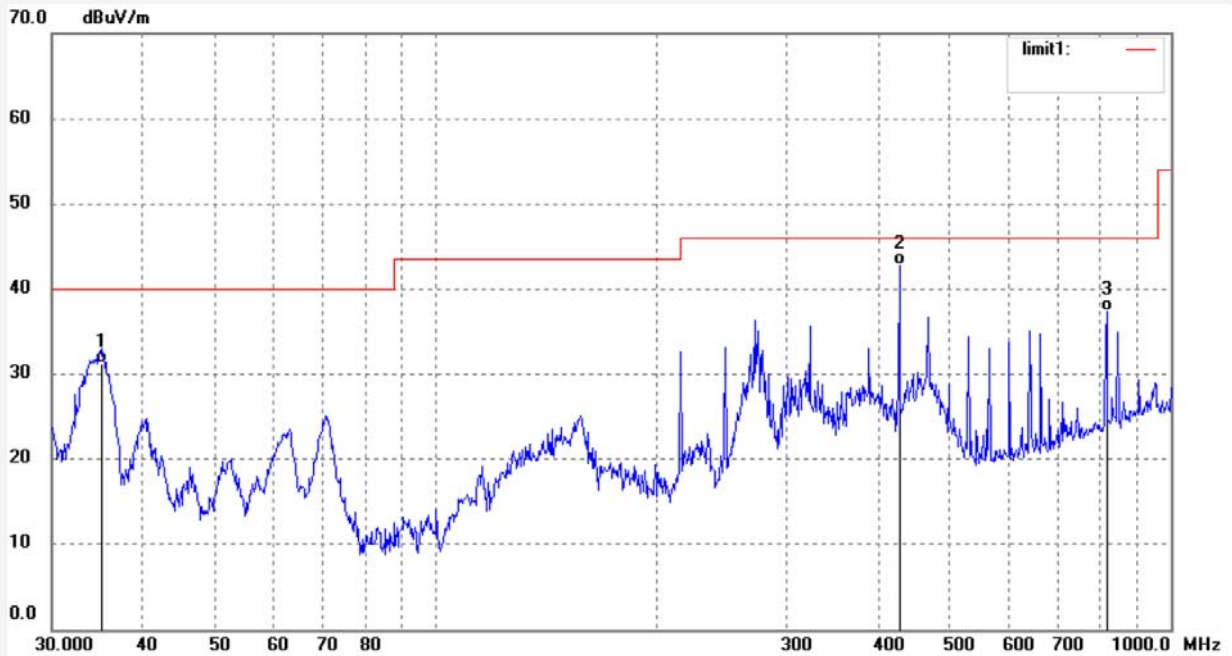


No.	Freq. (MHz)	Reading (dBuV/m)	Factor (dB)	Result (dBuV/m)	Limit (dBuV/m)	Margin (dB)	Detector	Height (cm)	Degree (deg.)	Remark
1	247.8594	59.81	-18.19	41.62	46.00	-4.38	QP			
2	271.5686	58.00	-17.09	40.91	46.00	-5.09	QP			
3	427.2919	55.81	-13.59	42.22	46.00	-3.78	QP			

Job No.: STAR2016 #1207  
Standard: FCC Class B 3M Radiated  
Test item: Radiation Test  
Temp.( C)/Hum.(%) 25 C / 55 %  
EUT: Media box  
Mode: TX Channel 6(802.11b)  
Model: X9  
Manufacturer: PIPO TECHNOLOGY CO., LTD

Polarization: Vertical  
Power Source: AC 120V/60Hz  
Date: 16/06/15/  
Time: 11/06/49  
Engineer Signature: star  
Distance: 3m

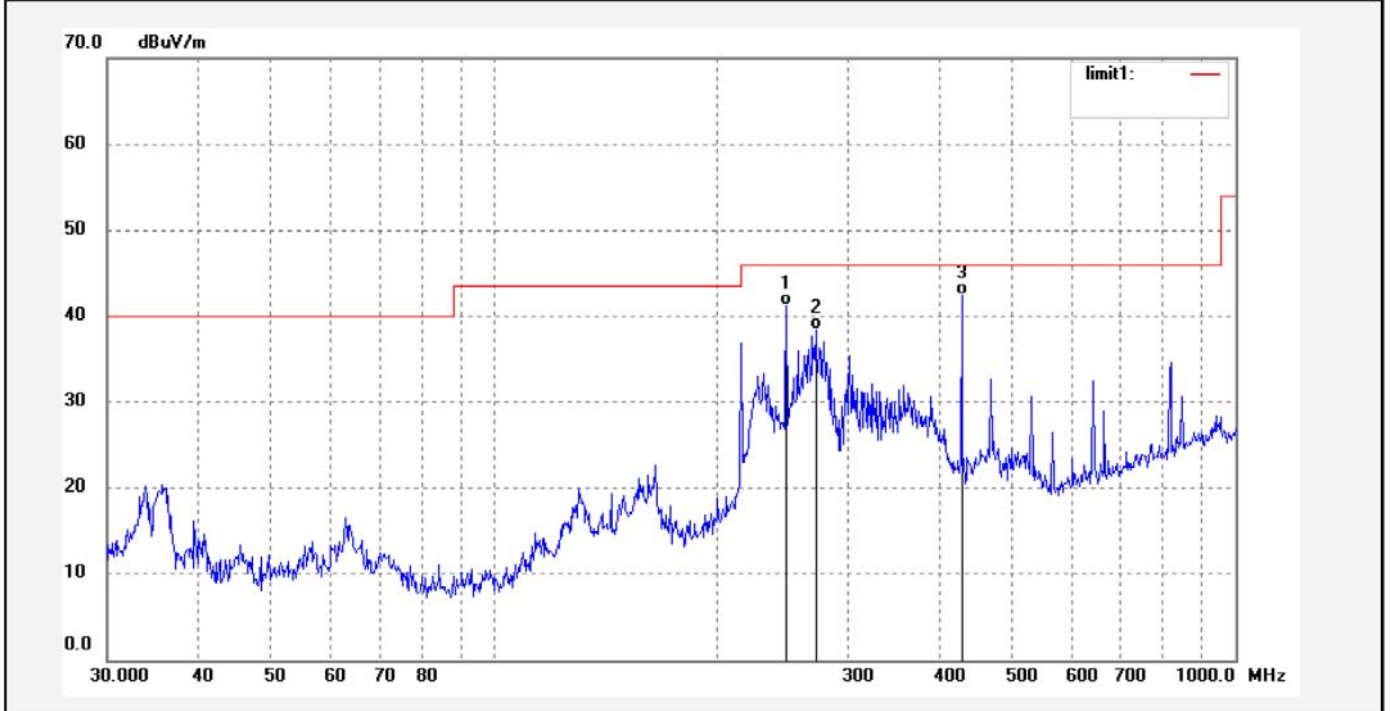
Note: Report No.:ATE20161167



No.	Freq. (MHz)	Reading (dBuV/m)	Factor (dB)	Result (dBuV/m)	Limit (dBuV/m)	Margin (dB)	Detector	Height (cm)	Degree (deg.)	Remark
1	35.0157	48.75	-17.51	31.24	40.00	-8.76	QP			
2	427.2919	56.33	-13.59	42.74	46.00	-3.26	QP			
3	818.5062	42.90	-5.58	37.32	46.00	-8.68	QP			

Job No.: STAR2016 #1209	Polarization: Horizontal
Standard: FCC Class B 3M Radiated	Power Source: AC 120V/60Hz
Test item: Radiation Test	Date: 16/06/15/
Temp.( C)/Hum.(%) 25 C / 55 %	Time: 11/08/45
EUT: Media box	Engineer Signature: star
Mode: TX Channel 11(802.11b)	Distance: 3m
Model: X9	
Manufacturer: PIPO TECHNOLOGY CO., LTD	

Note: Report No.:ATE20161167

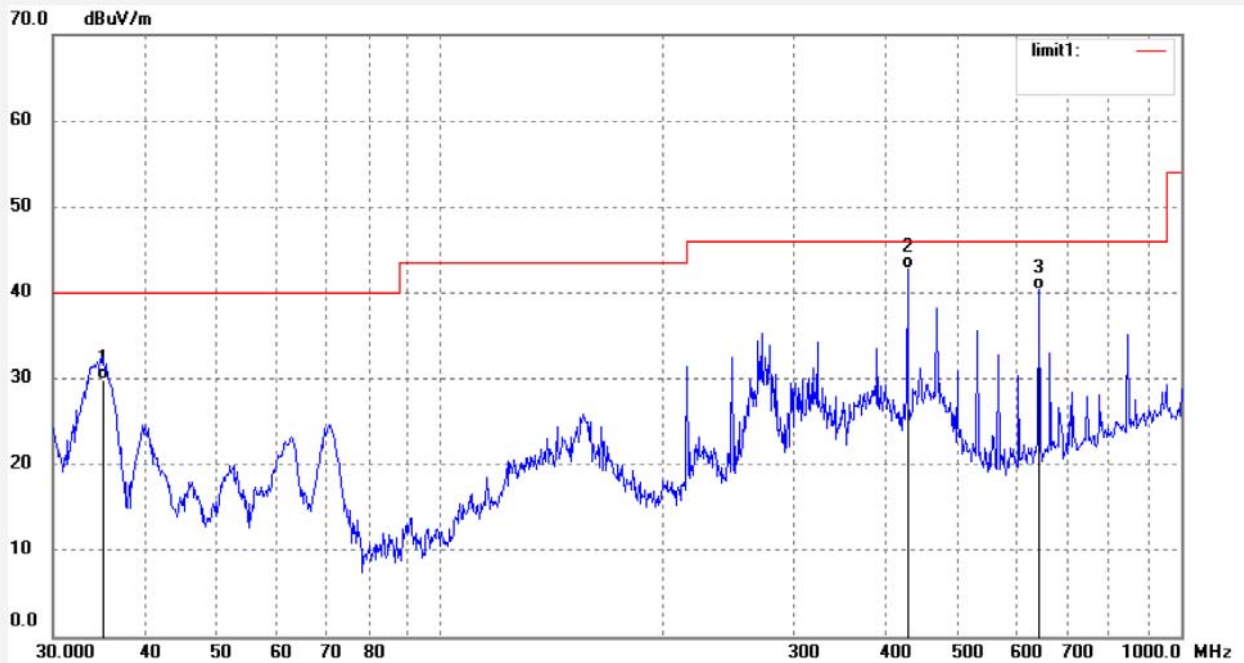


No.	Freq. (MHz)	Reading (dBuV/m)	Factor (dB)	Result (dBuV/m)	Limit (dBuV/m)	Margin (dB)	Detector	Height (cm)	Degree (deg.)	Remark
1	247.8595	59.47	-18.19	41.28	46.00	-4.72	QP			
2	271.5687	55.58	-17.09	38.49	46.00	-7.51	QP			
3	427.2920	56.01	-13.59	42.42	46.00	-3.58	QP			

Job No.: STAR2016 #1208  
Standard: FCC Class B 3M Radiated  
Test item: Radiation Test  
Temp.( C)/Hum.(%) 25 C / 55 %  
EUT: Media box  
Mode: TX Channel 11(802.11b)  
Model: X9  
Manufacturer: PIPO TECHNOLOGY CO., LTD

Polarization: Vertical  
Power Source: AC 120V/60Hz  
Date: 16/06/15/  
Time: 11/07/25  
Engineer Signature: star  
Distance: 3m

Note: Report No.:ATE20161167



No.	Freq. (MHz)	Reading (dBuV/m)	Factor (dB)	Result (dBuV/m)	Limit (dBuV/m)	Margin (dB)	Detector	Height (cm)	Degree (deg.)	Remark
1	35.1389	47.31	-17.54	29.77	40.00	-10.23	QP			
2	427.2920	56.42	-13.59	42.83	46.00	-3.17	QP			
3	642.2923	49.26	-9.00	40.26	46.00	-5.74	QP			

Above 1G



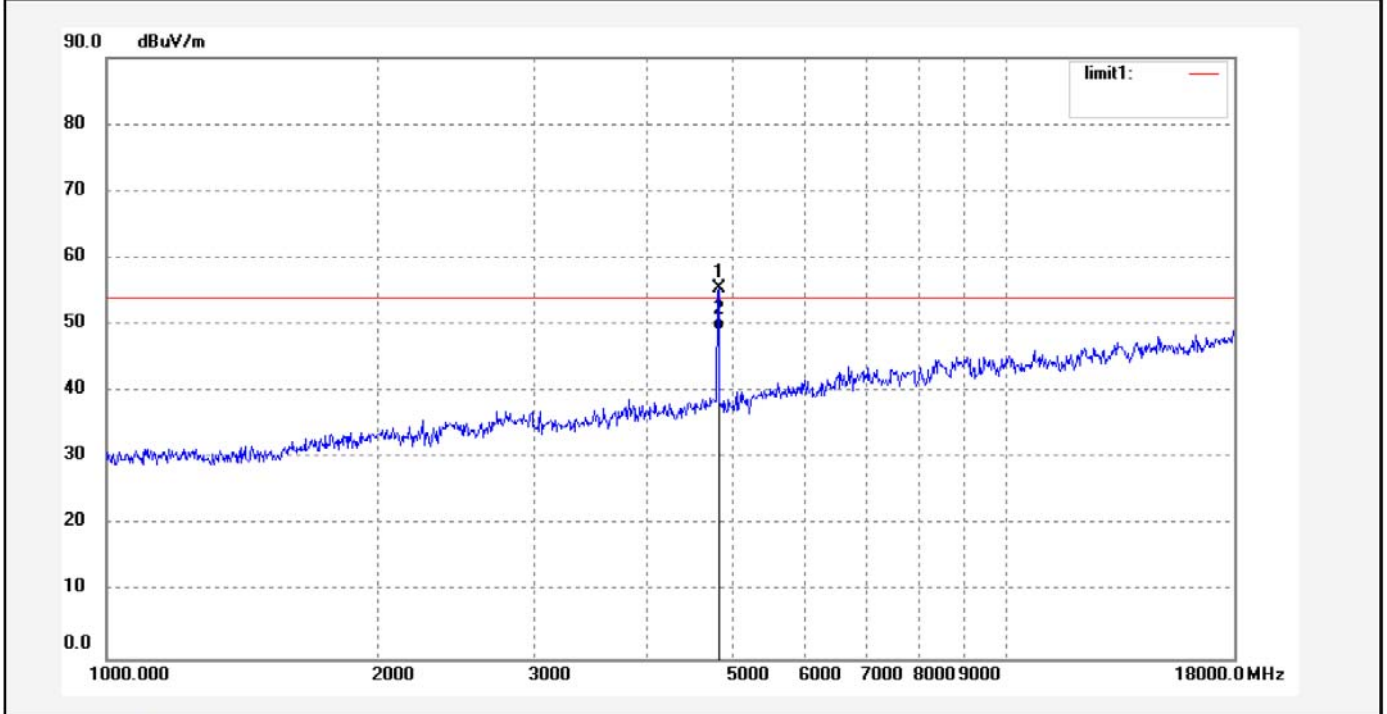
**ACCURATE TECHNOLOGY CO., LTD.**

F1,Bldg,A,Changyuan New Material Port Keyuan Rd,  
Science & Industry Park,Nanshan Shenzhen,P.R.China

Site: 1# Chamber  
Tel:+86-0755-26503290  
Fax:+86-0755-26503396

Job No.: STAR2016 #1877	Polarization: Horizontal
Standard: FCC Class B 3M Radiated	Power Source: AC 120V/60Hz
Test item: Radiation Test	Date: 16/06/15/
Temp.( C)/Hum.(%) 25 C / 55 %	Time: 16/15/26
EUT: Media box	Engineer Signature: star
Mode: TX Channel 1 (802.11b)	Distance: 3m
Model: X9	
Manufacturer: PIPO TECHNOLOGY CO., LIMITED	

Note: Report No.:ATE20161167



No.	Freq. (MHz)	Reading (dBuV/m)	Factor (dB)	Result (dBuV/m)	Limit (dBuV/m)	Margin (dB)	Detector	Height (cm)	Degree (deg.)	Remark
1	4824.328	57.58	-2.22	55.36	74.00	-18.64	peak			
2	4824.328	51.29	-2.22	49.07	54.00	-4.93	AVG			



Job No.: STAR2016 #1876

Standard: FCC Class B 3M Radiated

Test item: Radiation Test

Temp.( C)/Hum.(%) 25 C / 55 %

EUT: Media box

Mode: TX Channel 1 (802.11b)

Model: X9

Manufacturer: PIPO TECHNOLOGY CO., LIMITED

Polarization: Vertical

Power Source: AC 120V/60Hz

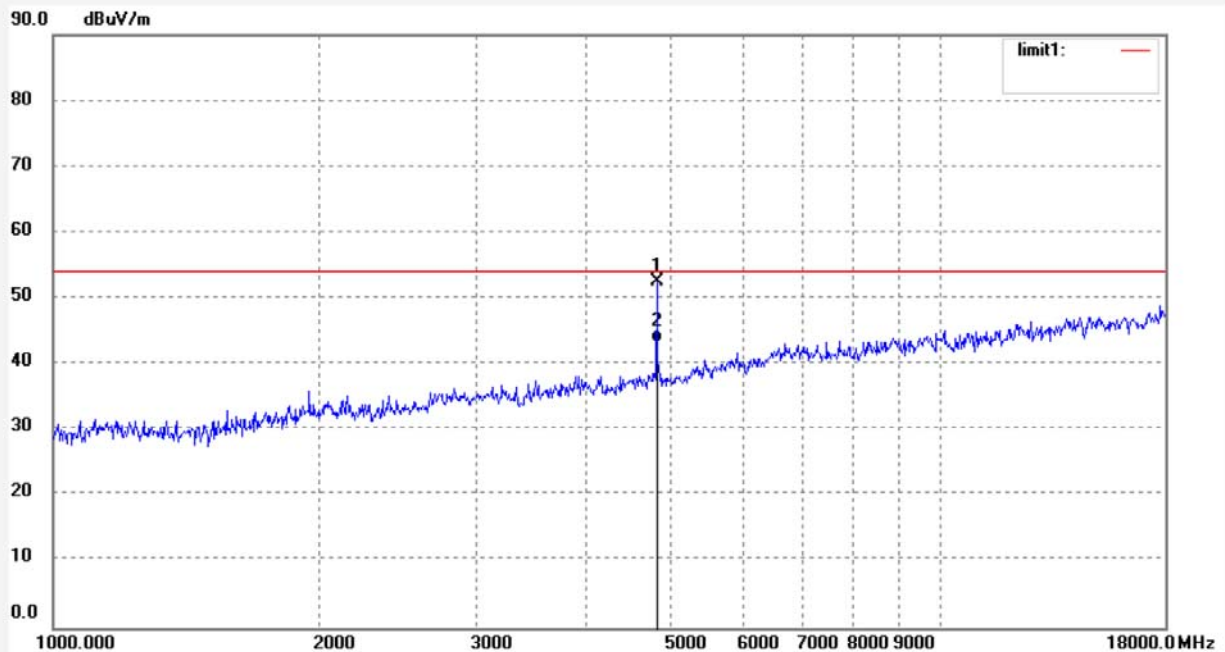
Date: 16/06/15/

Time: 16/14/50

Engineer Signature: star

Distance: 3m

Note: Report No.:ATE20161167

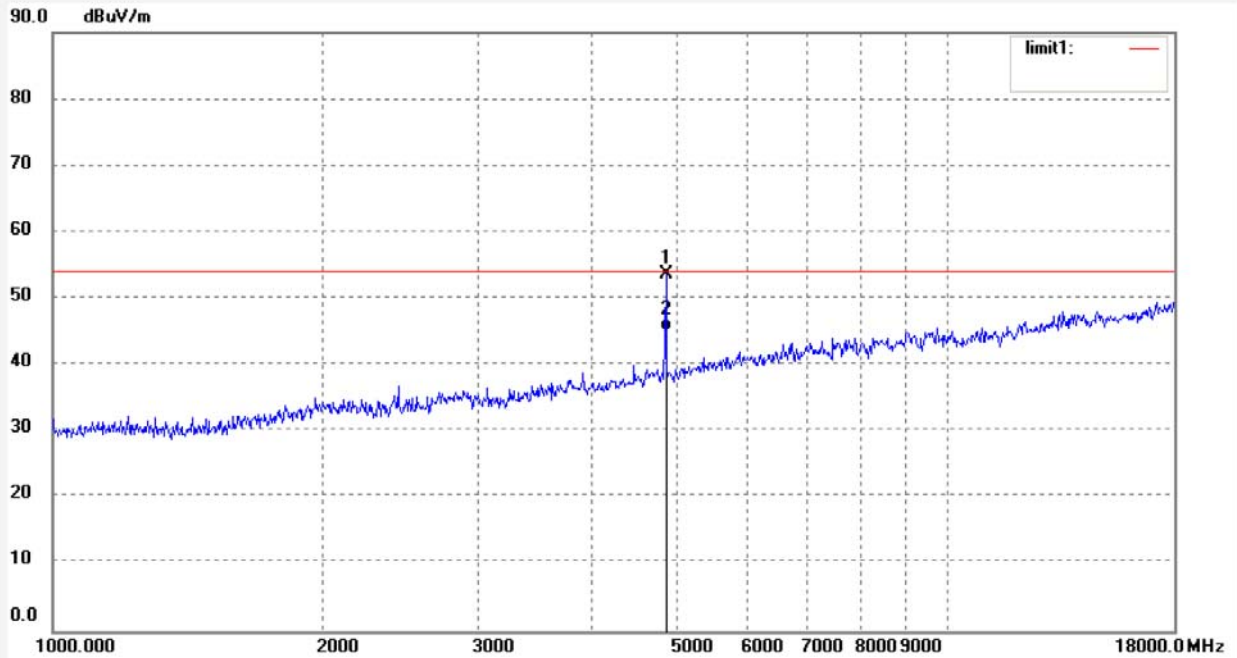


No.	Freq. (MHz)	Reading (dBuV/m)	Factor (dB)	Result (dBuV/m)	Limit (dBuV/m)	Margin (dB)	Detector	Height (cm)	Degree (deg.)	Remark
1	4824.328	54.68	-2.22	52.46	74.00	-21.54	peak			
2	4824.328	45.53	-2.22	43.31	54.00	-10.69	AVG			

Job No.: STAR2016 #1878  
Standard: FCC Class B 3M Radiated  
Test item: Radiation Test  
Temp.( C)/Hum.(%) 25 C / 55 %  
EUT: Media box  
Mode: TX Channel 6 (802.11b)  
Model: X9  
Manufacturer: PIPO TECHNOLOGY CO., LIMITED

Polarization: Horizontal  
Power Source: AC 120V/60Hz  
Date: 16/06/15/  
Time: 16/16/07  
Engineer Signature: star  
Distance: 3m

Note: Report No.:ATE20161167

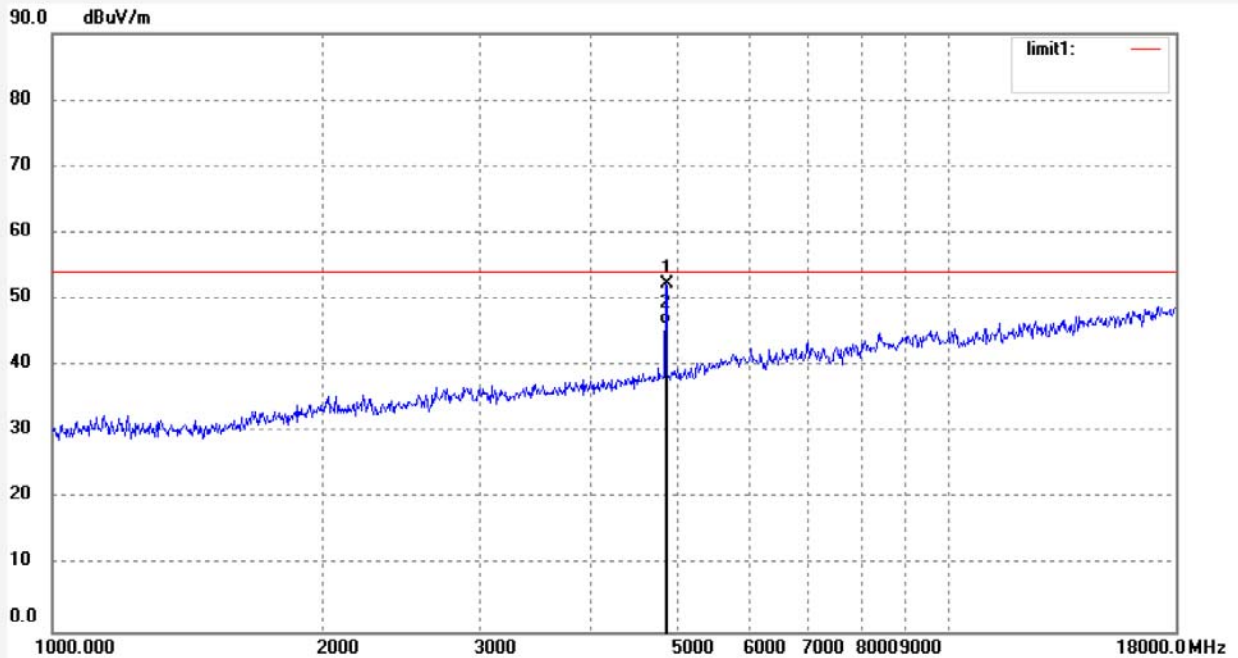


No.	Freq. (MHz)	Reading (dBuV/m)	Factor (dB)	Result (dBuV/m)	Limit (dBuV/m)	Margin (dB)	Detector	Height (cm)	Degree (deg.)	Remark
1	4874.557	55.67	-2.05	53.62	74.00	-20.38	peak			
2	4874.557	47.23	-2.05	45.18	54.00	-8.82	AVG			

Job No.: STAR2016 #1879  
Standard: FCC Class B 3M Radiated  
Test item: Radiation Test  
Temp.( C)/Hum.(%) 25 C / 55 %  
EUT: Media box  
Mode: TX Channel 6 (802.11b)  
Model: X9  
Manufacturer: PIPO TECHNOLOGY CO., LIMITED

Polarization: Vertical  
Power Source: AC 120V/60Hz  
Date: 16/06/15/  
Time: 16/16/54  
Engineer Signature: star  
Distance: 3m

Note: Report No.:ATE20161167

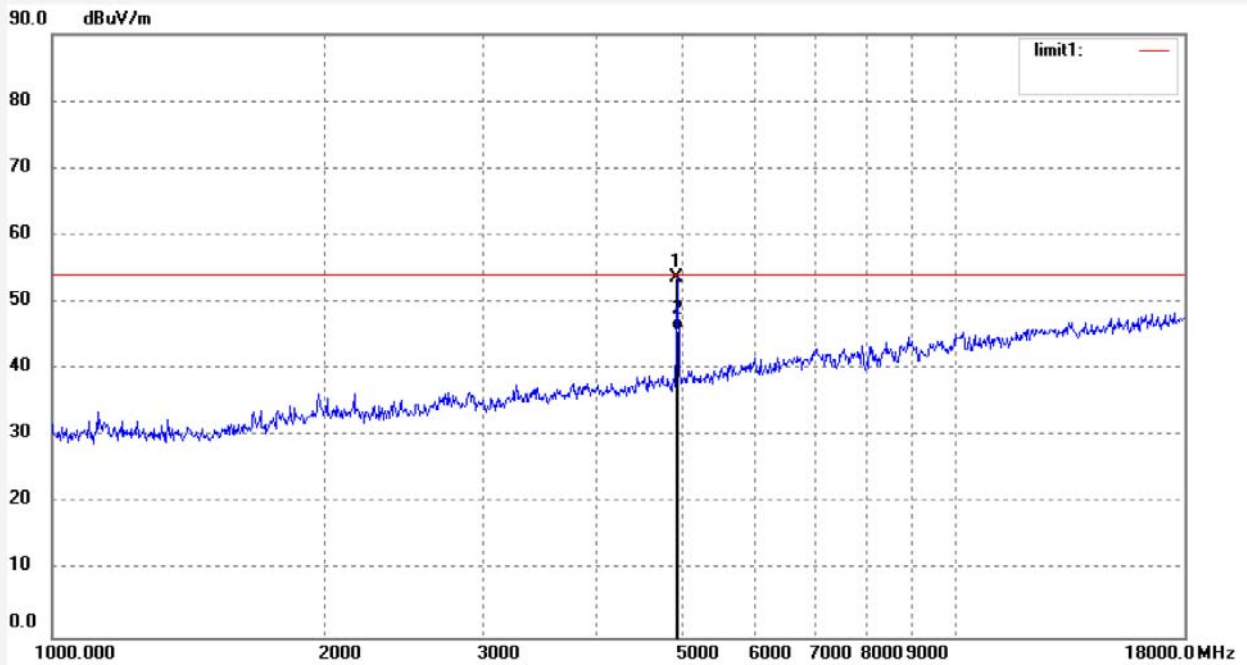


No.	Freq. (MHz)	Reading (dBuV/m)	Factor (dB)	Result (dBuV/m)	Limit (dBuV/m)	Margin (dB)	Detector	Height (cm)	Degree (deg.)	Remark
1	4874.438	54.28	-2.05	52.23	74.00	-21.77	peak			
2	4874.438	48.36	-2.05	46.31	54.00	-7.69	AVG			

Job No.: STAR2016 #1881  
Standard: FCC Class B 3M Radiated  
Test item: Radiation Test  
Temp.( C)/Hum.(%) 25 C / 55 %  
EUT: Media box  
Mode: TX Channel 11 (802.11b)  
Model: X9  
Manufacturer: PIPO TECHNOLOGY CO., LIMITED

Polarization: Horizontal  
Power Source: AC 120V/60Hz  
Date: 16/06/15/  
Time: 16/18/14  
Engineer Signature: star  
Distance: 3m

Note: Report No.:ATE20161167

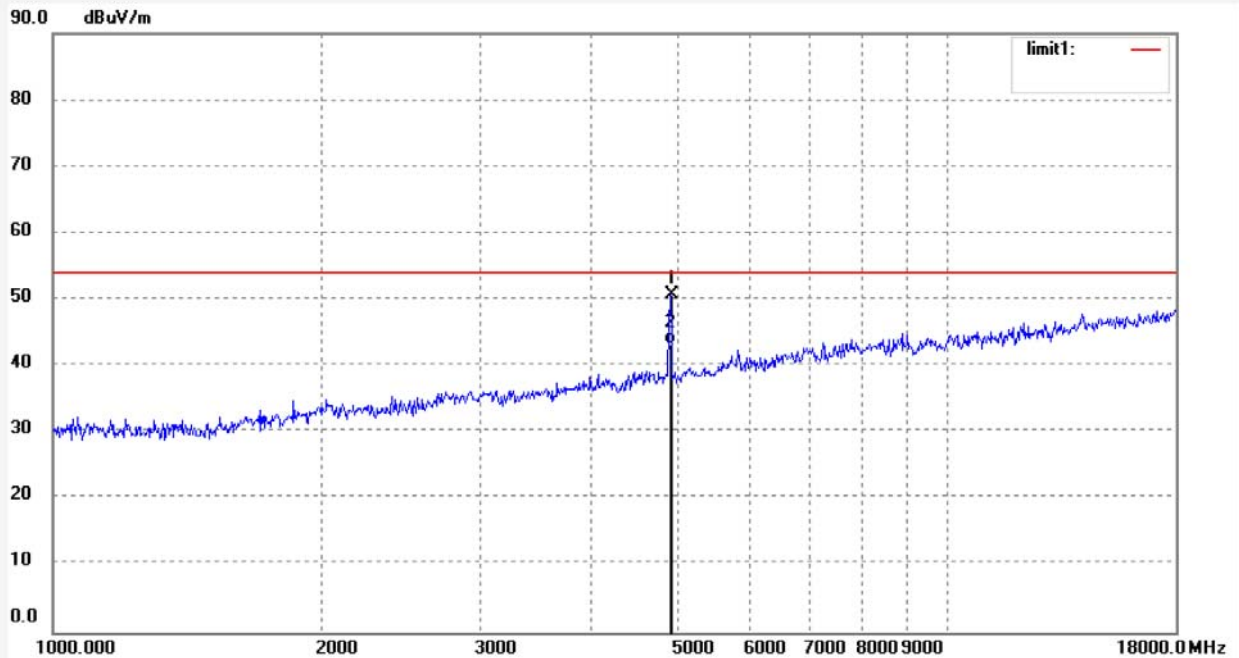


No.	Freq. (MHz)	Reading (dBuV/m)	Factor (dB)	Result (dBuV/m)	Limit (dBuV/m)	Margin (dB)	Detector	Height (cm)	Degree (deg.)	Remark
1	4924.137	55.57	-1.89	53.68	74.00	-20.32	peak			
2	4924.137	47.73	-1.89	45.84	54.00	-8.16	AVG			

Job No.: STAR2016 #1880  
Standard: FCC Class B 3M Radiated  
Test item: Radiation Test  
Temp.( C)/Hum.(%) 25 C / 55 %  
EUT: Media box  
Mode: TX Channel 11 (802.11b)  
Model: X9  
Manufacturer: PIPO TECHNOLOGY CO., LIMITED

Polarization: Vertical  
Power Source: AC 120V/60Hz  
Date: 16/06/15/  
Time: 16/17/33  
Engineer Signature: star  
Distance: 3m

Note: Report No.:ATE20161167

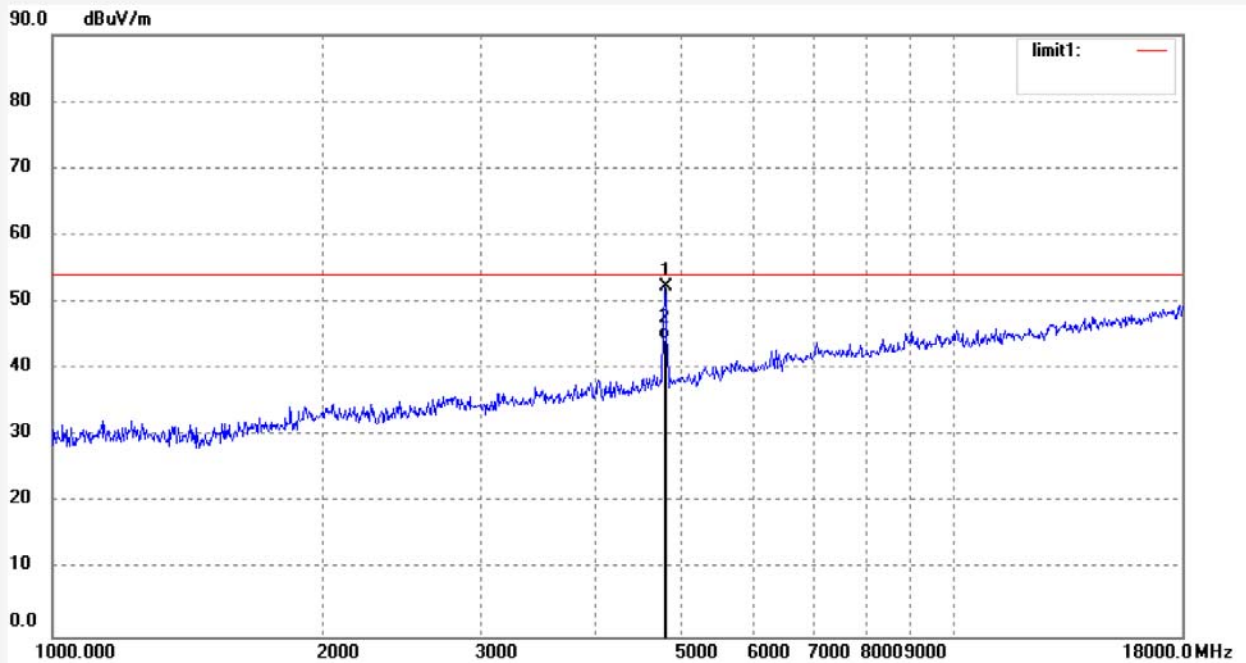


No.	Freq. (MHz)	Reading (dBuV/m)	Factor (dB)	Result (dBuV/m)	Limit (dBuV/m)	Margin (dB)	Detector	Height (cm)	Degree (deg.)	Remark
1	4924.160	52.64	-1.89	50.75	74.00	-23.25	peak			
2	4924.160	45.23	-1.89	43.34	54.00	-10.66	AVG			

Job No.: STAR2016 #1882  
Standard: FCC Class B 3M Radiated  
Test item: Radiation Test  
Temp.( C)/Hum.(%) 25 C / 55 %  
EUT: Media box  
Mode: TX Channel 1 (802.11g)  
Model: X9  
Manufacturer: PIPO TECHNOLOGY CO., LIMITED

Polarization: Horizontal  
Power Source: AC 120V/60Hz  
Date: 16/06/15/  
Time: 16/25/43  
Engineer Signature: star  
Distance: 3m

Note: Report No.:ATE20161167

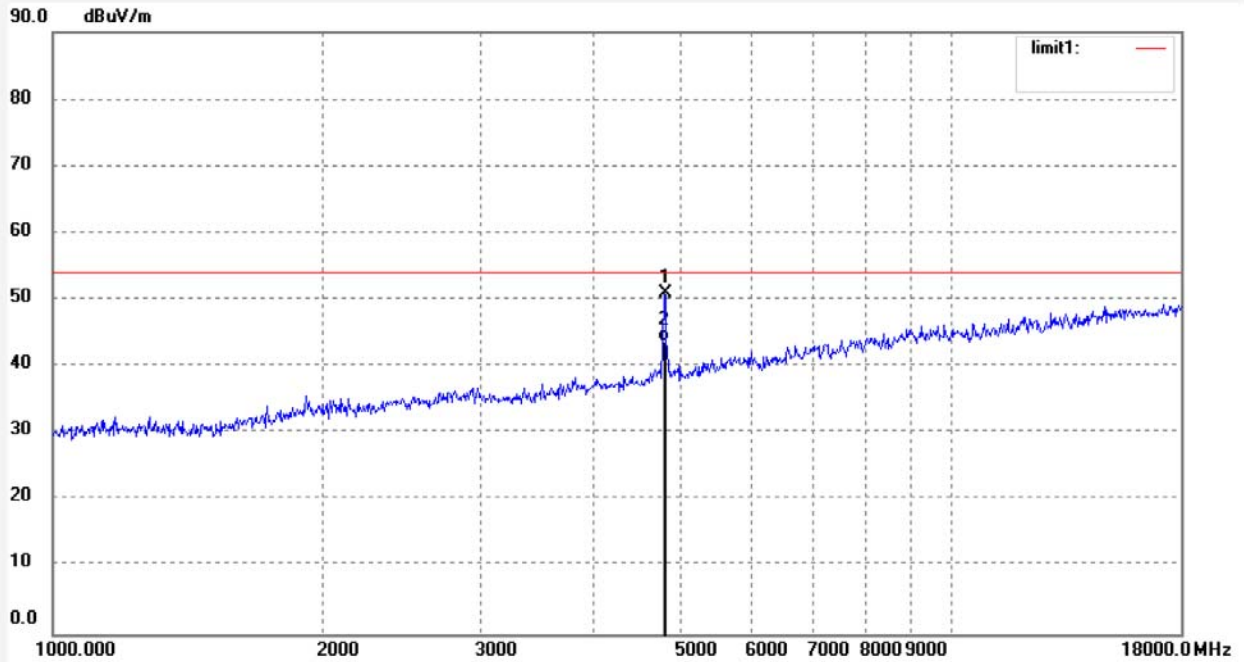


No.	Freq. (MHz)	Reading (dBuV/m)	Factor (dB)	Result (dBuV/m)	Limit (dBuV/m)	Margin (dB)	Detector	Height (cm)	Degree (deg.)	Remark
1	4824.000	54.59	-2.22	52.37	74.00	-21.63	peak			
2	4824.000	46.63	-2.22	44.41	54.00	-9.59	AVG			

Job No.: STAR2016 #1883  
Standard: FCC Class B 3M Radiated  
Test item: Radiation Test  
Temp.( C)/Hum.(%) 25 C / 55 %  
EUT: Media box  
Mode: TX Channel 1 (802.11g)  
Model: X9  
Manufacturer: PIPO TECHNOLOGY CO., LIMITED

Polarization: Vertical  
Power Source: AC 120V/60Hz  
Date: 16/06/15/  
Time: 16/26/38  
Engineer Signature: star  
Distance: 3m

Note: Report No.:ATE20161167

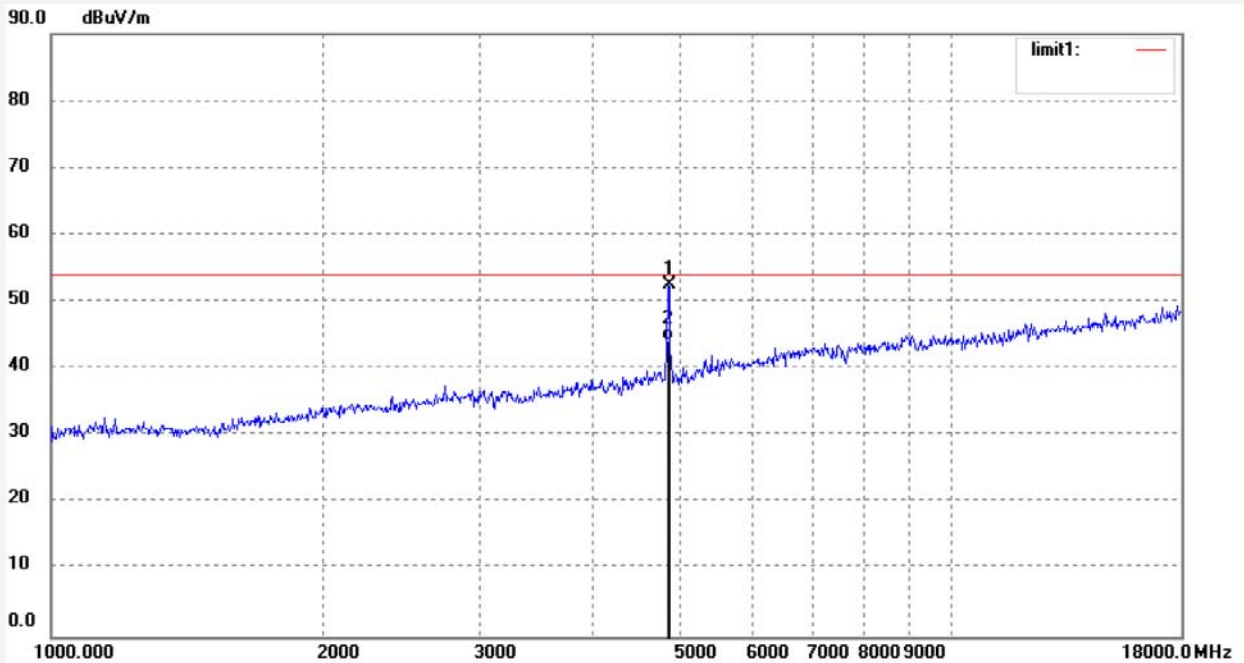


No.	Freq. (MHz)	Reading (dBuV/m)	Factor (dB)	Result (dBuV/m)	Limit (dBuV/m)	Margin (dB)	Detector	Height (cm)	Degree (deg.)	Remark
1	4824.373	53.10	-2.22	50.88	74.00	-23.12	peak			
2	4824.373	45.92	-2.22	43.70	54.00	-10.30	AVG			

Job No.: STAR2016 #1885  
Standard: FCC Class B 3M Radiated  
Test item: Radiation Test  
Temp.( C)/Hum.(%) 25 C / 55 %  
EUT: Media box  
Mode: TX Channel 6 (802.11g)  
Model: X9  
Manufacturer: PIPO TECHNOLOGY CO., LIMITED

Polarization: Horizontal  
Power Source: AC 120V/60Hz  
Date: 16/06/15/  
Time: 16/28/54  
Engineer Signature: star  
Distance: 3m

Note: Report No.:ATE20161167



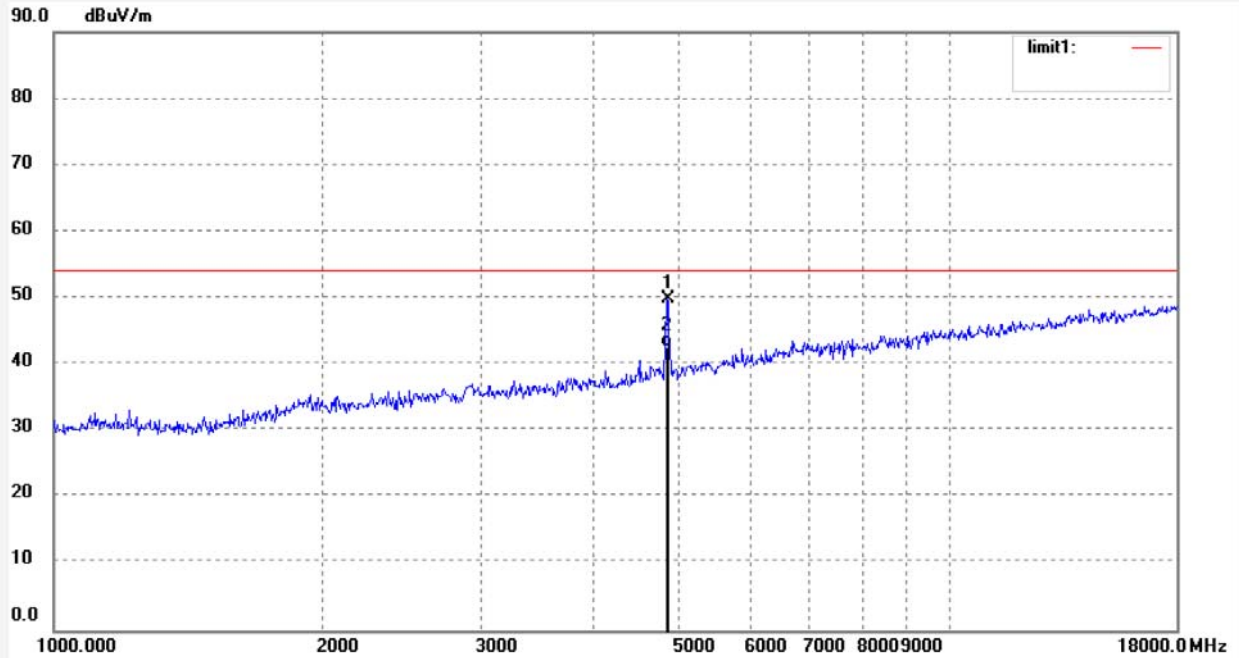
No.	Freq. (MHz)	Reading (dBuV/m)	Factor (dB)	Result (dBuV/m)	Limit (dBuV/m)	Margin (dB)	Detector	Height (cm)	Degree (deg.)	Remark
1	4874.438	54.59	-2.05	52.54	74.00	-21.46	peak			
2	4874.438	46.24	-2.05	44.19	54.00	-9.81	AVG			



Job No.: STAR2016 #1884  
Standard: FCC Class B 3M Radiated  
Test item: Radiation Test  
Temp.( C)/Hum.(%) 25 C / 55 %  
EUT: Media box  
Mode: TX Channel 6 (802.11g)  
Model: X9  
Manufacturer: PIPO TECHNOLOGY CO., LIMITED

Polarization: Vertical  
Power Source: AC 120V/60Hz  
Date: 16/06/15/  
Time: 16/27/43  
Engineer Signature: star  
Distance: 3m

Note: Report No.:ATE20161167

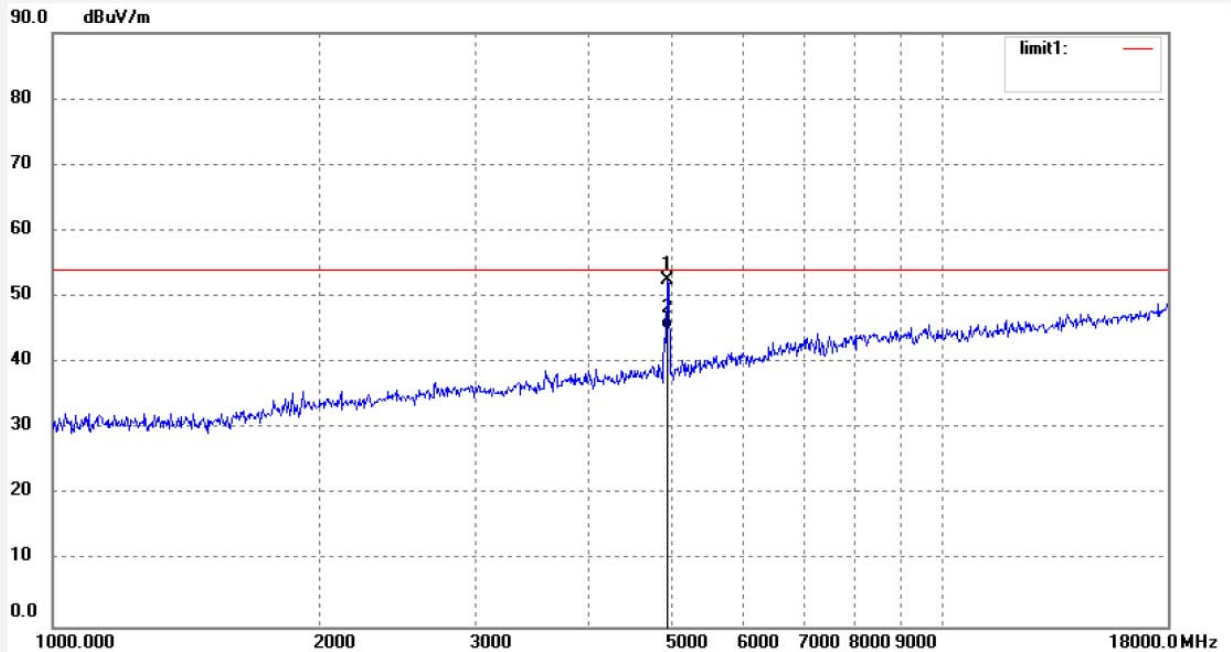


No.	Freq. (MHz)	Reading (dBuV/m)	Factor (dB)	Result (dBuV/m)	Limit (dBuV/m)	Margin (dB)	Detector	Height (cm)	Degree (deg.)	Remark
1	4874.438	51.85	-2.05	49.80	74.00	-24.20	peak			
2	4874.438	44.60	-2.05	42.55	54.00	-11.45	AVG			

Job No.: STAR2016 #1887  
Standard: FCC Class B 3M Radiated  
Test item: Radiation Test  
Temp.( C)/Hum.(%) 25 C / 55 %  
EUT: Media box  
Mode: TX Channel 11 (802.11g)  
Model: X9  
Manufacturer: PIPO TECHNOLOGY CO., LIMITED

Polarization: Horizontal  
Power Source: AC 120V/60Hz  
Date: 16/06/15/  
Time: 17/13/07  
Engineer Signature: star  
Distance: 3m

Note: Report No.:ATE20161167

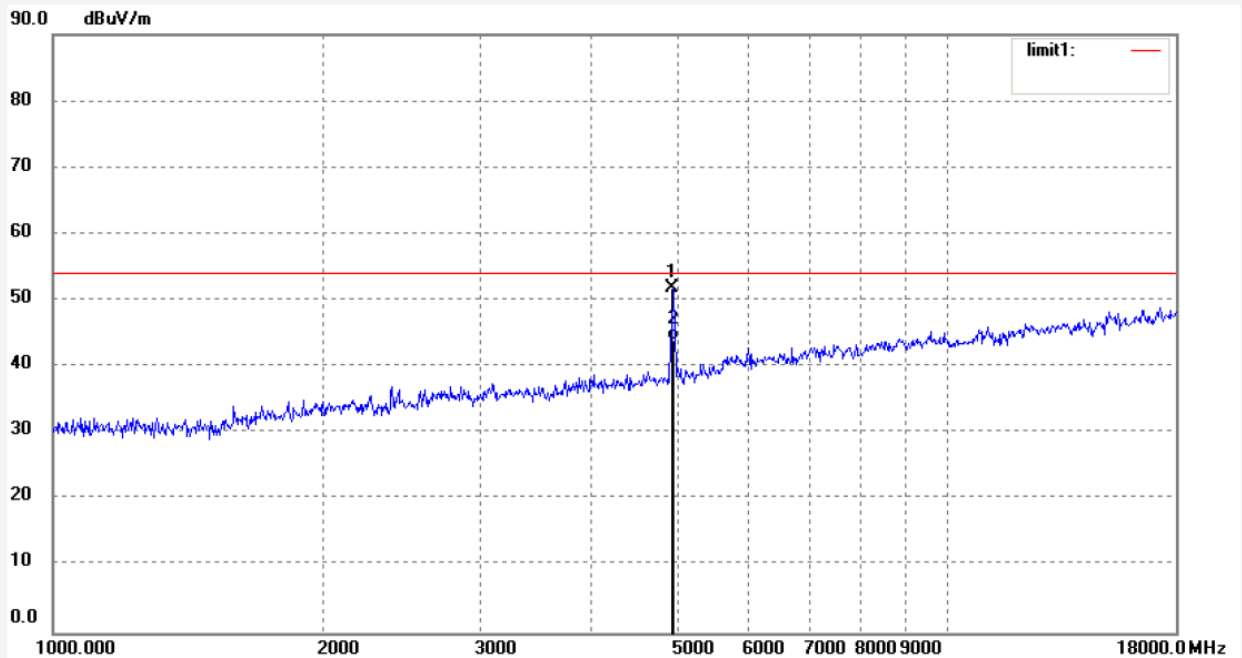


No.	Freq. (MHz)	Reading (dBuV/m)	Factor (dB)	Result (dBuV/m)	Limit (dBuV/m)	Margin (dB)	Detector	Height (cm)	Degree (deg.)	Remark
1	4924.769	54.45	-1.89	52.56	74.00	-21.44	peak			
2	4924.769	47.01	-1.89	45.12	54.00	-8.88	AVG			

Job No.: STAR2016 #1886  
Standard: FCC Class B 3M Radiated  
Test item: Radiation Test  
Temp.( C)/Hum.(%) 25 C / 55 %  
EUT: Media box  
Mode: TX Channel 11 (802.11g)  
Model: X9  
Manufacturer: PIPO TECHNOLOGY CO., LIMITED

Polarization: Vertical  
Power Source: AC 120V/60Hz  
Date: 16/06/15/  
Time: 17/12/21  
Engineer Signature: star  
Distance: 3m

Note: Report No.:ATE20161167

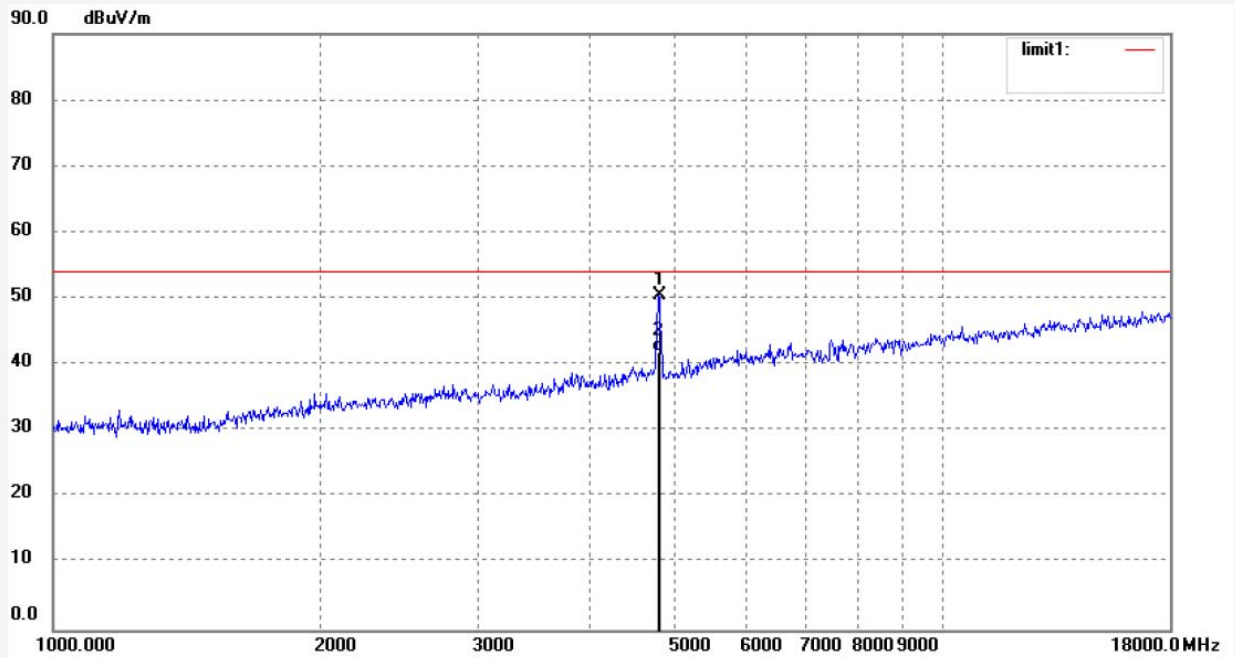


No.	Freq. (MHz)	Reading (dBuV/m)	Factor (dB)	Result (dBuV/m)	Limit (dBuV/m)	Margin (dB)	Detector	Height (cm)	Degree (deg.)	Remark
1	4924.137	53.84	-1.89	51.95	74.00	-22.05	peak			
2	4924.137	45.77	-1.89	43.88	54.00	-10.12	AVG			

Job No.: STAR2016 #1888  
Standard: FCC Class B 3M Radiated  
Test item: Radiation Test  
Temp.( C)/Hum.(%) 25 C / 55 %  
EUT: Media box  
Mode: TX Channel 1 (802.11n)20MHz  
Model: X9  
Manufacturer: PIPO TECHNOLOGY CO., LIMITED

Polarization: Horizontal  
Power Source: AC 120V/60Hz  
Date: 16/06/15/  
Time: 17/13/57  
Engineer Signature: star  
Distance: 3m

Note: Report No.:ATE20161167

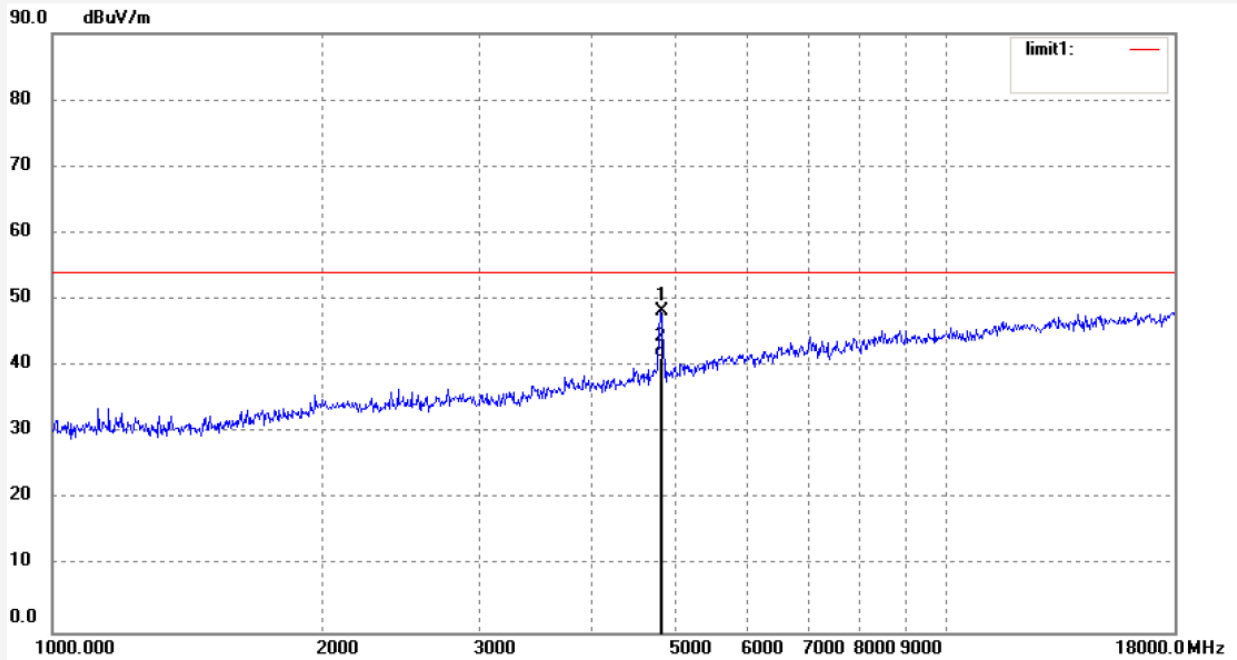


No.	Freq. (MHz)	Reading (dBuV/m)	Factor (dB)	Result (dBuV/m)	Limit (dBuV/m)	Margin (dB)	Detector	Height (cm)	Degree (deg.)	Remark
1	4824.373	52.74	-2.22	50.52	74.00	-23.48	peak			
2	4824.373	44.09	-2.22	41.87	54.00	-12.13	AVG			

Job No.: STAR2016 #1889  
Standard: FCC Class B 3M Radiated  
Test item: Radiation Test  
Temp.( C)/Hum.(%) 25 C / 55 %  
EUT: Media box  
Mode: TX Channel 1 (802.11n)20MHz  
Model: X9  
Manufacturer: PIPO TECHNOLOGY CO., LIMITED

Polarization: Vertical  
Power Source: AC 120V/60Hz  
Date: 16/06/15/  
Time: 17/14/47  
Engineer Signature: star  
Distance: 3m

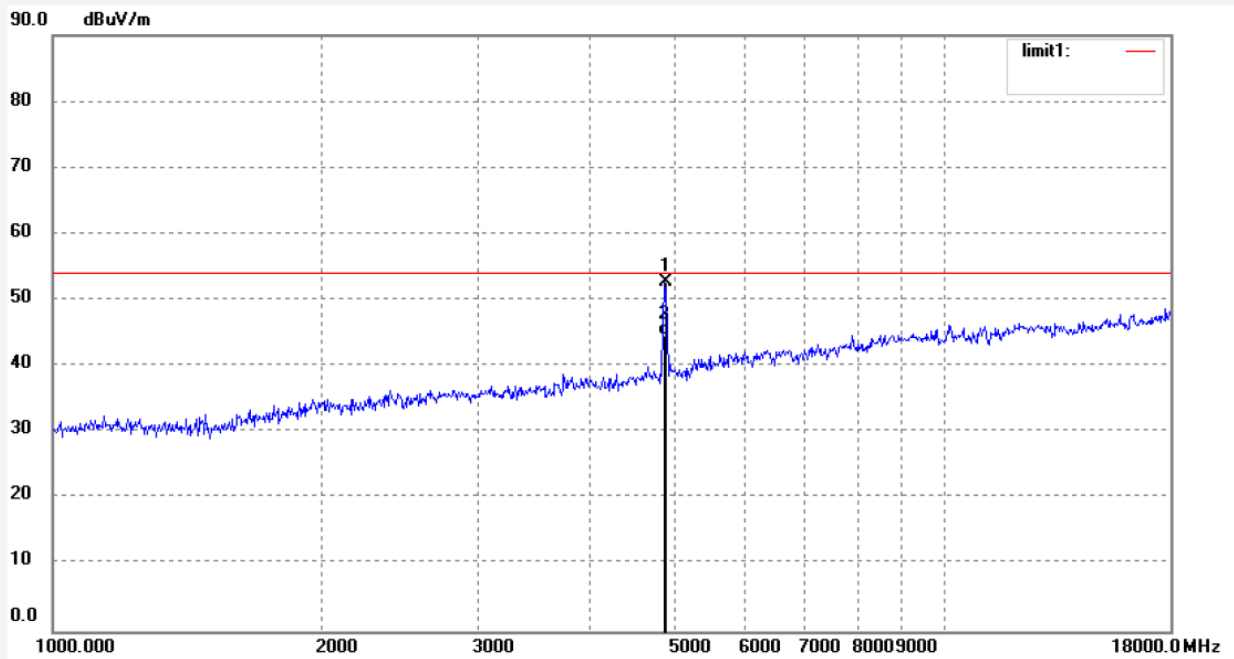
Note: Report No.:ATE20161167



No.	Freq. (MHz)	Reading (dBuV/m)	Factor (dB)	Result (dBuV/m)	Limit (dBuV/m)	Margin (dB)	Detector	Height (cm)	Degree (deg.)	Remark
1	4824.373	50.42	-2.22	48.20	74.00	-25.80	peak			
2	4824.373	43.58	-2.22	41.36	54.00	-12.64	AVG			

Job No.: STAR2016 #1891	Polarization: Horizontal
Standard: FCC Class B 3M Radiated	Power Source: AC 120V/60Hz
Test item: Radiation Test	Date: 16/06/15/
Temp.( C)/Hum.(%) 25 C / 55 %	Time: 17/16/25
EUT: Media box	Engineer Signature: star
Mode: TX Channel 6 (802.11n)20MHz	Distance: 3m
Model: X9	
Manufacturer: PIPO TECHNOLOGY CO., LIMITED	

Note: Report No.:ATE20161167

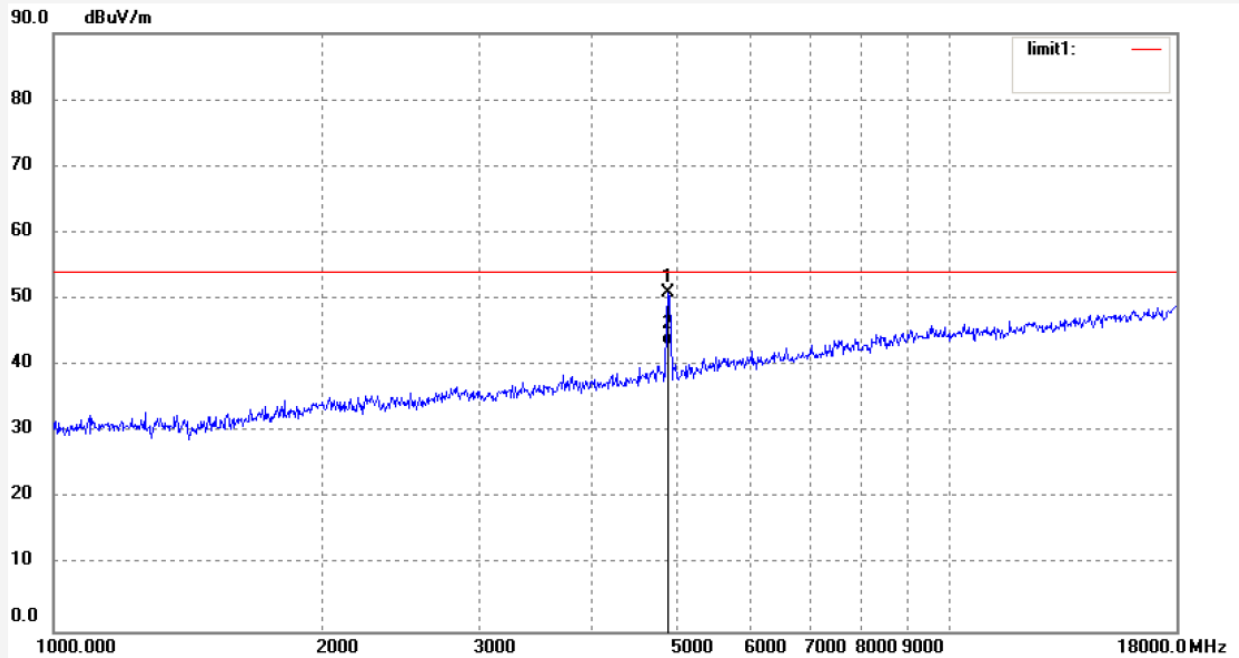


No.	Freq. (MHz)	Reading (dBuV/m)	Factor (dB)	Result (dBuV/m)	Limit (dBuV/m)	Margin (dB)	Detector	Height (cm)	Degree (deg.)	Remark
1	4874.557	54.83	-2.05	52.78	74.00	-21.22	peak			
2	4874.557	46.65	-2.05	44.60	54.00	-9.40	AVG			

Job No.: STAR2016 #1890  
Standard: FCC Class B 3M Radiated  
Test item: Radiation Test  
Temp.( C)/Hum.(%) 25 C / 55 %  
EUT: Media box  
Mode: TX Channel 6 (802.11n)20MHz  
Model: X9  
Manufacturer: PIPO TECHNOLOGY CO., LIMITED

Polarization: Vertical  
Power Source: AC 120V/60Hz  
Date: 16/06/15/  
Time: 17/15/39  
Engineer Signature: star  
Distance: 3m

Note: Report No.:ATE20161167



No.	Freq. (MHz)	Reading (dBuV/m)	Factor (dB)	Result (dBuV/m)	Limit (dBuV/m)	Margin (dB)	Detector	Height (cm)	Degree (deg.)	Remark
1	4874.557	53.09	-2.05	51.04	74.00	-22.96	peak			
2	4874.557	45.12	-2.05	43.07	54.00	-10.93	AVG			



**ACCURATE TECHNOLOGY CO., LTD.**

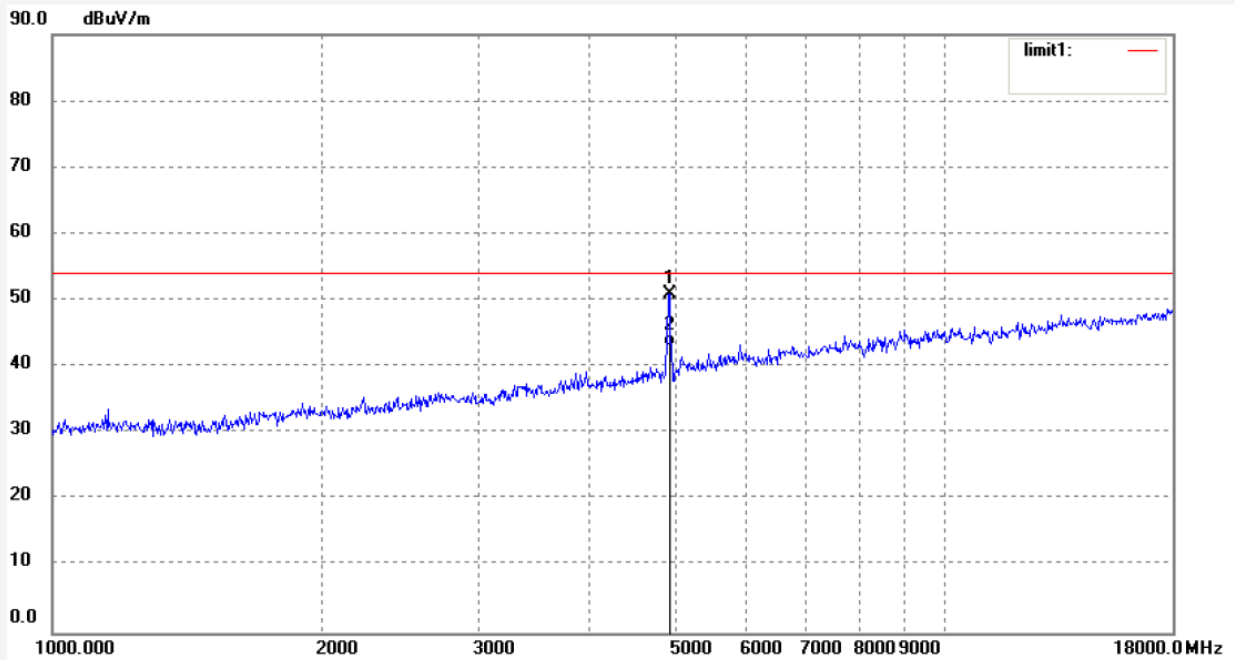
F1,Bldg,A,Changyuan New Material Port Keyuan Rd,  
Science & Industry Park,Nanshan Shenzhen,P.R.China

Site: 1# Chamber  
Tel:+86-0755-26503290  
Fax:+86-0755-26503396

Job No.: STAR2016 #1892  
Standard: FCC Class B 3M Radiated  
Test item: Radiation Test  
Temp.( C)/Hum.(%) 25 C / 55 %  
EUT: Media box  
Mode: TX Channel 11 (802.11n)20MHz  
Model: X9  
Manufacturer: PIPO TECHNOLOGY CO., LIMITED

Polarization: Horizontal  
Power Source: AC 120V/60Hz  
Date: 16/06/15/  
Time: 17/17/32  
Engineer Signature: star  
Distance: 3m

Note: Report No.:ATE20161167



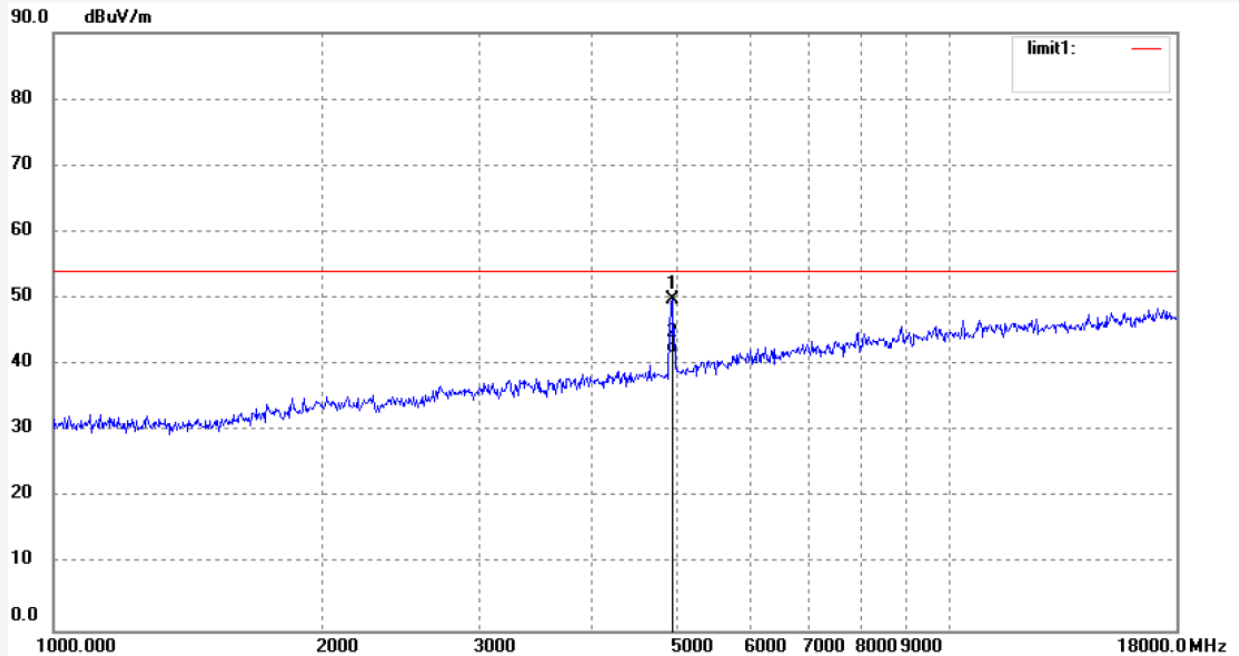
No.	Freq. (MHz)	Reading (dBuV/m)	Factor (dB)	Result (dBuV/m)	Limit (dBuV/m)	Margin (dB)	Detector	Height (cm)	Degree (deg.)	Remark
1	4924.444	52.90	-1.89	51.01	74.00	-22.99	peak			
2	4924.444	45.00	-1.89	43.11	54.00	-10.89	AVG			



Job No.: STAR2016 #1893  
Standard: FCC Class B 3M Radiated  
Test item: Radiation Test  
Temp.( C)/Hum.(%) 25 C / 55 %  
EUT: Media box  
Mode: TX Channel 11 (802.11n)20MHz  
Model: X9  
Manufacturer: PIPO TECHNOLOGY CO., LIMITED

Polarization: Vertical  
Power Source: AC 120V/60Hz  
Date: 16/06/15/  
Time: 17/18/47  
Engineer Signature: star  
Distance: 3m

Note: Report No.:ATE20161167

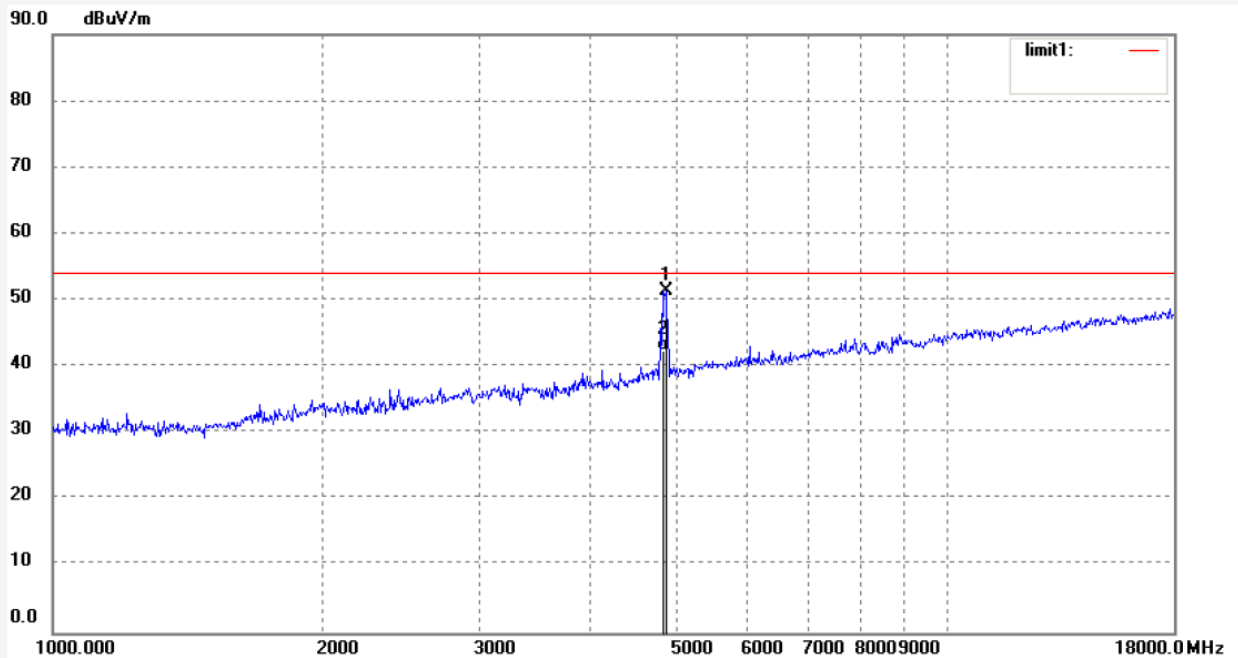


No.	Freq. (MHz)	Reading (dBuV/m)	Factor (dB)	Result (dBuV/m)	Limit (dBuV/m)	Margin (dB)	Detector	Height (cm)	Degree (deg.)	Remark
1	4924.444	51.82	-1.89	49.93	74.00	-24.07	peak			
2	4924.444	43.64	-1.89	41.75	54.00	-12.25	AVG			

Job No.: STAR2016 #1895  
Standard: FCC Class B 3M Radiated  
Test item: Radiation Test  
Temp.( C)/Hum.(%) 25 C / 55 %  
EUT: Media box  
Mode: TX Channel 3 (802.11n)40MHz  
Model: X9  
Manufacturer: PIPO TECHNOLOGY CO., LIMITED

Polarization: Horizontal  
Power Source: AC 120V/60Hz  
Date: 16/06/15/  
Time: 17/20/46  
Engineer Signature: star  
Distance: 3m

Note: Report No.:ATE20161167

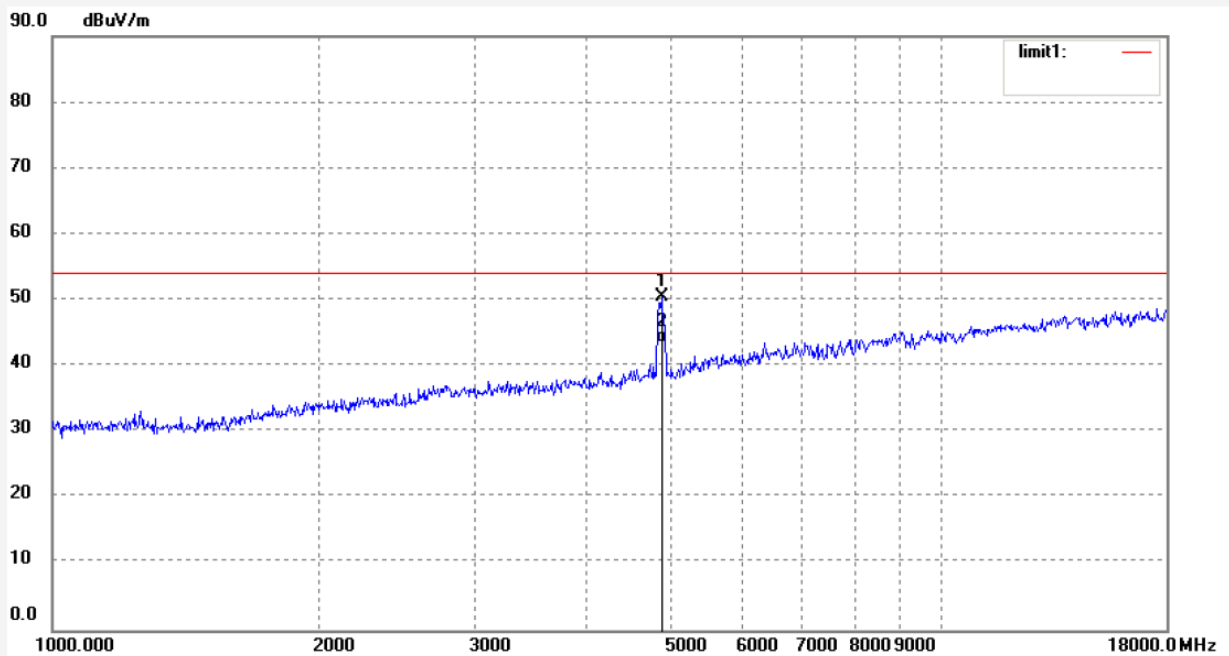


No.	Freq. (MHz)	Reading (dBuV/m)	Factor (dB)	Result (dBuV/m)	Limit (dBuV/m)	Margin (dB)	Detector	Height (cm)	Degree (deg.)	Remark
1	4844.361	53.54	-2.14	51.40	74.00	-22.60	peak			
2	4844.361	44.64	-2.14	42.50	54.00	-11.50	AVG			

Job No.: STAR2016 #1894  
Standard: FCC Class B 3M Radiated  
Test item: Radiation Test  
Temp.( C)/Hum.(%) 25 C / 55 %  
EUT: Media box  
Mode: TX Channel 3 (802.11n)40MHz  
Model: X9  
Manufacturer: PIPO TECHNOLOGY CO., LIMITED

Polarization: Vertical  
Power Source: AC 120V/60Hz  
Date: 16/06/15/  
Time: 17/19/55  
Engineer Signature: star  
Distance: 3m

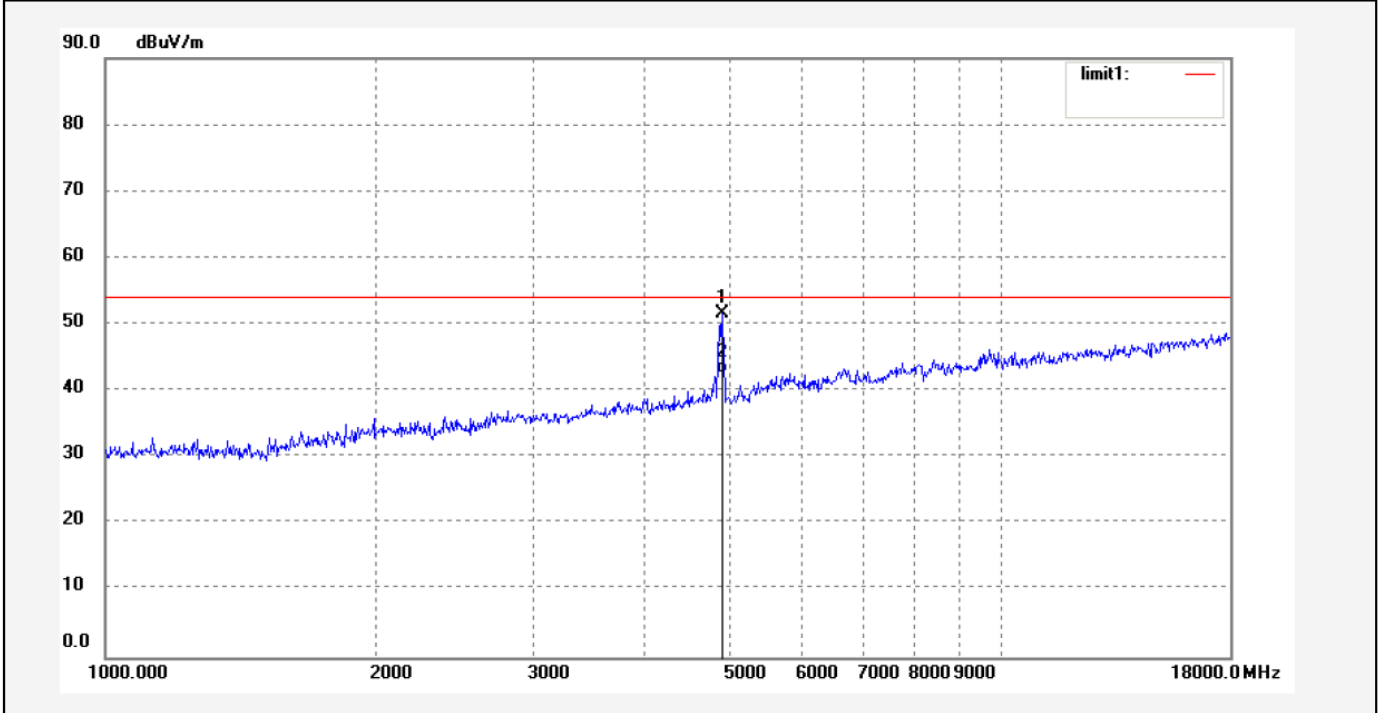
Note: Report No.:ATE20161167



No.	Freq. (MHz)	Reading (dBuV/m)	Factor (dB)	Result (dBuV/m)	Limit (dBuV/m)	Margin (dB)	Detector	Height (cm)	Degree (deg.)	Remark
1	4844.557	52.57	-2.14	50.43	74.00	-23.57	peak			
2	4844.557	45.65	-2.14	43.51	54.00	-10.49	AVG			

Job No.: STAR2016 #1896	Polarization: Horizontal
Standard: FCC Class B 3M Radiated	Power Source: AC 120V/60Hz
Test item: Radiation Test	Date: 16/06/15/
Temp.( C)/Hum.(%) 25 C / 55 %	Time: 17/21/59
EUT: Media box	Engineer Signature: star
Mode: TX Channel 6 (802.11n)40MHz	Distance: 3m
Model: X9	
Manufacturer: PIPO TECHNOLOGY CO., LIMITED	

Note: Report No.:ATE20161167



No.	Freq. (MHz)	Reading (dBuV/m)	Factor (dB)	Result (dBuV/m)	Limit (dBuV/m)	Margin (dB)	Detector	Height (cm)	Degree (deg.)	Remark
1	4874.017	53.74	-2.05	51.69	74.00	-22.31	peak			
2	4874.017	44.73	-2.05	42.68	54.00	-11.32	AVG			



**ACCURATE TECHNOLOGY CO., LTD.**

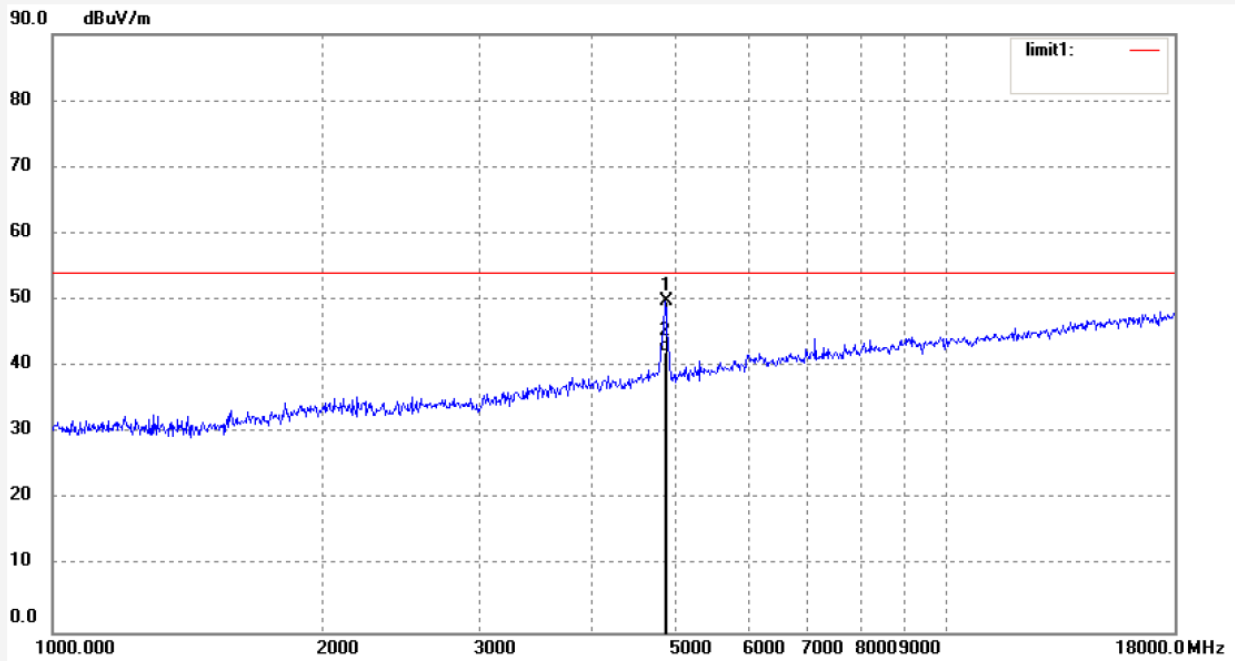
F1,Bldg,A,Changyuan New Material Port Keyuan Rd,  
Science & Industry Park,Nanshan Shenzhen,P.R.China

Site: 1# Chamber  
Tel:+86-0755-26503290  
Fax:+86-0755-26503396

Job No.: STAR2016 #1897  
Standard: FCC Class B 3M Radiated  
Test item: Radiation Test  
Temp.( C)/Hum.(%) 25 C / 55 %  
EUT: Media box  
Mode: TX Channel 6 (802.11n)40MHz  
Model: X9  
Manufacturer: PIPO TECHNOLOGY CO., LIMITED

Polarization: Vertical  
Power Source: AC 120V/60Hz  
Date: 16/06/15/  
Time: 17/22/50  
Engineer Signature: star  
Distance: 3m

Note: Report No.:ATE20161167

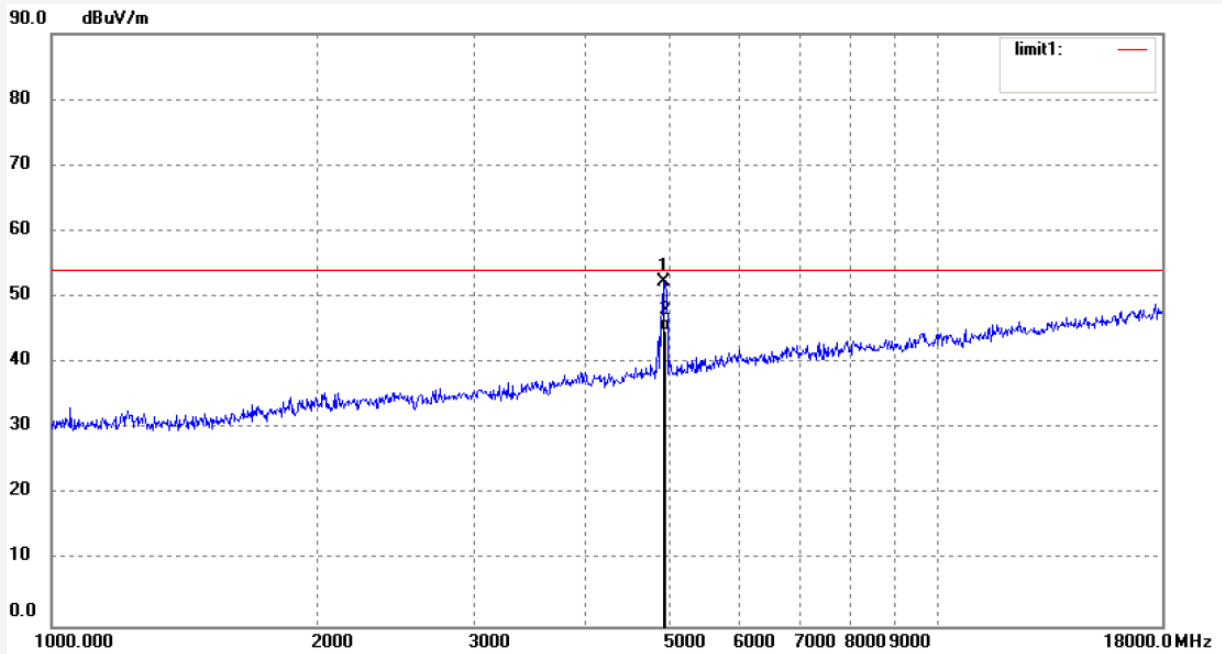


No.	Freq. (MHz)	Reading (dBuV/m)	Factor (dB)	Result (dBuV/m)	Limit (dBuV/m)	Margin (dB)	Detector	Height (cm)	Degree (deg.)	Remark
1	4874.438	51.99	-2.05	49.94	74.00	-24.06	peak			
2	4874.438	44.26	-2.05	42.21	54.00	-11.79	AVG			

Job No.: STAR2016 #1899  
Standard: FCC Class B 3M Radiated  
Test item: Radiation Test  
Temp.( C)/Hum.(%) 25 C / 55 %  
EUT: Media box  
Mode: TX Channel 9 (802.11n)40MHz  
Model: X9  
Manufacturer: PIPO TECHNOLOGY CO., LIMITED

Polarization: Horizontal  
Power Source: AC 120V/60Hz  
Date: 16/06/15/  
Time: 17/24/53  
Engineer Signature: star  
Distance: 3m

Note: Report No.:ATE20161167

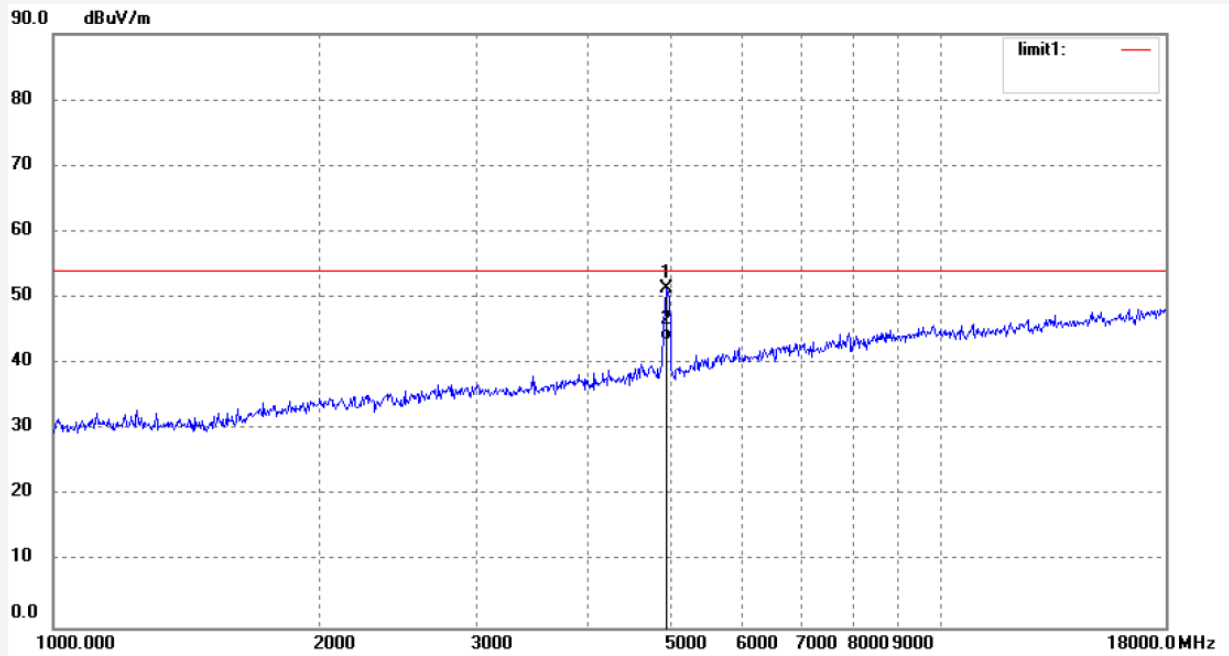


No.	Freq. (MHz)	Reading (dBuV/m)	Factor (dB)	Result (dBuV/m)	Limit (dBuV/m)	Margin (dB)	Detector	Height (cm)	Degree (deg.)	Remark
1	4904.137	54.34	-1.96	52.38	74.00	-21.62	peak			
2	4904.137	46.86	-1.96	44.90	54.00	-9.10	AVG			

Job No.: STAR2016 #1898  
Standard: FCC Class B 3M Radiated  
Test item: Radiation Test  
Temp.( C)/Hum.(%) 25 C / 55 %  
EUT: Media box  
Mode: TX Channel 9 (802.11n)40MHz  
Model: X9  
Manufacturer: PIPO TECHNOLOGY CO., LIMITED

Polarization: Vertical  
Power Source: AC 120V/60Hz  
Date: 16/06/15/  
Time: 17/23/56  
Engineer Signature: star  
Distance: 3m

Note: Report No.:ATE20161167



No.	Freq. (MHz)	Reading (dBuV/m)	Factor (dB)	Result (dBuV/m)	Limit (dBuV/m)	Margin (dB)	Detector	Height (cm)	Degree (deg.)	Remark
1	4904.069	53.32	-1.96	51.36	74.00	-22.64	peak			
2	4904.069	45.44	-1.96	43.48	54.00	-10.52	AVG			

## 11. ANTENNA REQUIREMENT

### 11.1. The Requirement

According to Section 15.203, an intentional radiator shall be designed to ensure that no antenna other than that furnished by the responsible party shall be used with the device.

### 11.2. Antenna Construction

Device is equipped with external antenna, which isn't displaced by other antenna. The Antenna gain of EUT is 2dBi. Therefore, the equipment complies with the antenna requirement of Section 15.203.



Antenna