



10/100M
Ethernet

SystemBase

SerialGate

- RDY
- SRL1
- SRL2
- WiFi

Serial 1

Serial 2



SW(Termination Resistor)			
No.	RS232	RS422	RS485
1	OFF	OFF	ON
2	OFF	ON	OFF

Pin	Name	Pin	Name	Pin	Name	Pin	Name
1	DCD	1	TX+	1	TRXD+		
2	RXD	2	TX-	2	TRXD-		
3	TXD	3	GND	3	GND		
4	DTR	4	RX+	4	N.C		
5	GND	5	RX-	5	N.C		
6	DSR						
7	RTS						
8	CTS						
9	RI						

SW1
ON 1 2

SW2
ON 1 2





SerialGate

Serial 1

Serial 2

RS232

RS422/RS485

RS232

RS422/RS485

Serial 2 Serial 3
SerialGate

WDI
SRL2
SRL1
K074

10/100M
Ethernet

SystemBase

+V GND DC 12V

⊖ ⊕





Reset

RS232






RS232



RS422/RS485




RS232



+V

GND

DC 12V






POWER-TEK ADAPTER
INPUT: 100-240V AC 50/60Hz
OUTPUT: 5V DC 1.5A
POWER-TEK ELECTRONICS, INC.
10000 WILSON BLVD, SUITE 100
DALLAS, TEXAS 75243
TEL: 972-412-8888
WWW.POWERTEK.COM
CE
UL
C
RECYCLED
MADE IN CHINA


POWER-TEK ADAPTER

MODEL NO.: SWPP-12001000-US/JP



PART NO.: SWPP-12001000-US/JPA1

INPUT: 100-240VAC 50/60Hz 1.8A

OUTPUT: 12V  1000mA 12VA

POLARITY: 

FOR I.T.E. USED ONLY



LISTED
E320989

#4

MADE IN CHINA

SMS



KCC-REM-STB-SG-1020WALL

232

RS422

RS485



KCC-REM-STB-SG-1020WALL

KCC-CRM-STB-Eddy-WIFIV30

해당무선설비는 운용 중 전파혼신 가능성이 있음