



TEST REPORT

APPLICANT : Acrox Technologies Co., Ltd
PRODUCT NAME : PCB Antenna
MODEL NAME : Ant-B2I
TRADE NAME : N/A
BRAND NAME : N/A
STANDARD(S) : IEEE Std 149-2021
RECEIPT DATE : 2022-11-04
TEST DATE : 2022-11-07
ISSUE DATE : 2022-11-17

Edited by: *Fang Jinshan*
Fang Jinshan(Rapporteur)

Approved by: *Chi Shide*
Chi Shide(Supervisor)

NOTE: This document is issued by Shenzhen Morlab Communications Technology Co., Ltd., the test report shall not be reproduced except in full without prior written permission of the company. The test results apply only to the particular sample(s) tested and to the specific tests carried out which is available on request for validation and information confirmed at our website.





DIRECTORY

- 1. Technical Information 3
 - 1.1. Applicant and Manufacturer Information3
 - 1.2. Equipment Under Test (EUT) Description 3
- 2. Test Results4
 - 2.1. Applied Reference Documents4
 - 2.2. Test Conditions4
 - 2.3. Measurement Uncertainty 4
 - 2.4. Test Results 5
 - 2.4.1.Gain 5
 - 2.4.2.VSWR 5
- Annex A Photographs 6
- Annex B Figures7
 - 1. 2D Radiation Pattern 7
 - 2. 3D Radiation Pattern 8
 - 3. VSWR 10
- Annex C Photographs 11
- Annex D General Information 13
 - 1.1 Identification of the Responsible Testing Laboratory 13
 - 1.2 Identification of the Responsible Testing Location 13
 - 1.3 Test Equipments Utilized13

Change History		
Version	Date	Reason for change
1.0	2022-11-17	First edition



1. Technical Information

Note: Provide by manufacturer.

1.1. Applicant and Manufacturer Information

Applicant:	Acrox Technologies Co., Ltd
Applicant Address:	4F., No.89, Minshan St., Neihu Dist., Taipei City 114, Taiwan, R.O.C
Manufacturer:	Acrox Technologies Co., Ltd
Manufacturer Address:	4F., No.89, Minshan St., Neihu Dist., Taipei City 114, Taiwan, R.O.C

1.2. Equipment Under Test (EUT) Description

Wireless Type	Bluetooth
Frequency	N/A
IMEI	N/A
Antenna Type	Meander PCB antenna
Sample No.	5#

2. Test Results

2.1. Applied Reference Documents

Leading reference documents for testing:

No.	Identity	Document Title
1	IEEE Std 149-2021	IEEE Recommended Practice for Antenna Measurements

2.2. Test Conditions

Test Environment Conditions:

Relative Humidity:	25 ... 75 %
Temperature:	+10 °C to +30 °C

2.3. Measurement Uncertainty

The uncertainty is calculated using the methods suggested in the "Guide to the Expression of Uncertainty in Measurement" (GUM) published by ISO. When the test result is a critical value, we will use the measurement uncertainty give the judgment result based on the 95% Confidence intervals.

Item	Measurement Uncertainty(dB)
Gain	±0.5
VSWR	±0.2
Measurement Uncertainty(95% Confidence Interval) K=2	



2.4. Test Results

2.4.1. Gain

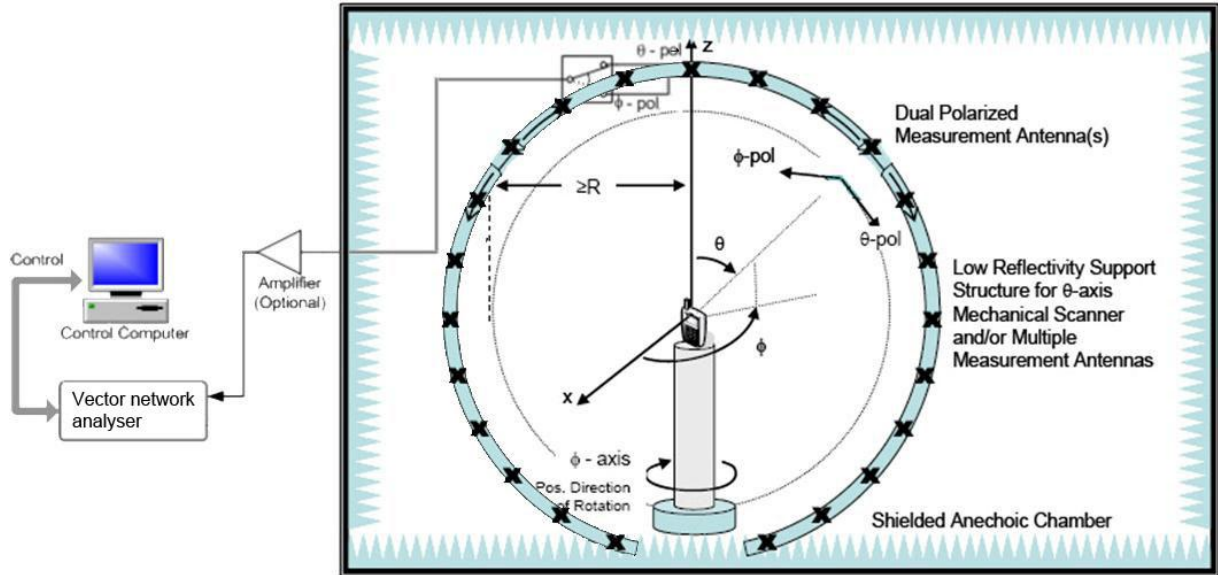
Frequency (MHz)	Gain(dBi)
2400	2.80
2410	2.91
2420	2.75
2430	2.65
2440	2.89
2450	3.00
2460	3.09
2470	2.82
2480	2.76
2490	2.75
2500	2.82

2.4.2. VSWR

Frequency	VSWR
2400MHz	2.16
2440MHz	1.96
2480MHz	1.98

Annex A Photographs

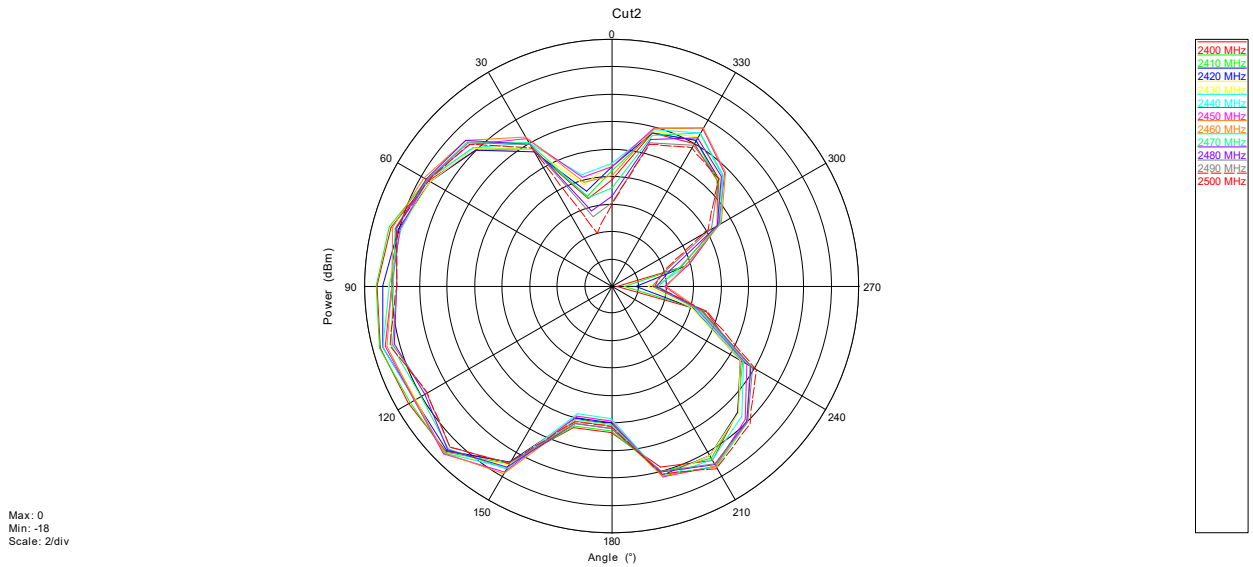
1. Test Setup



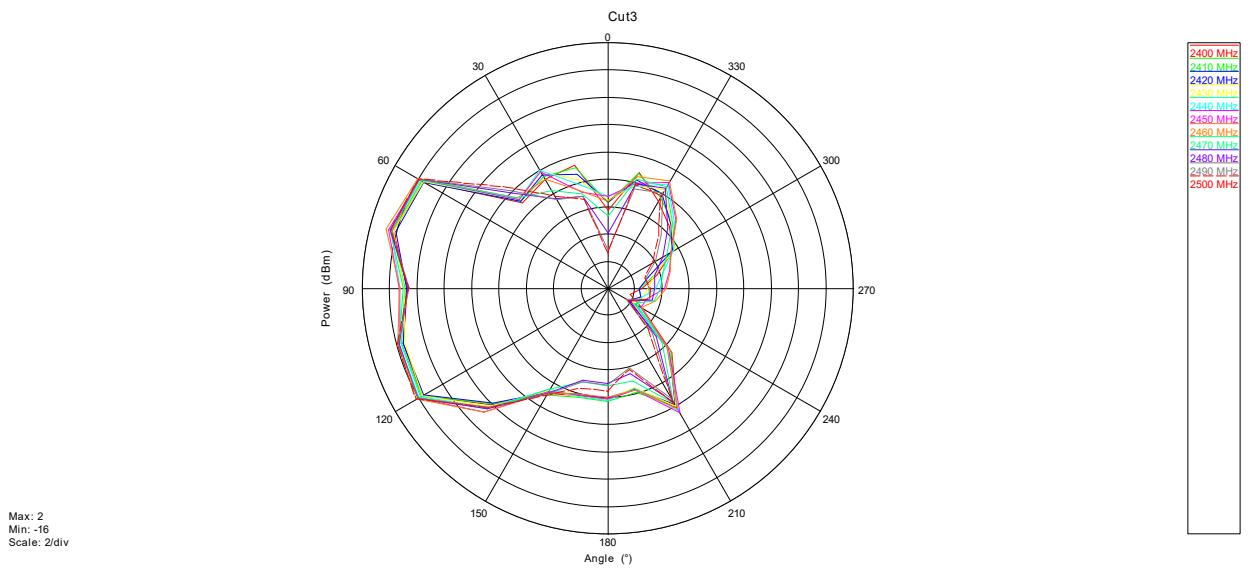
Annex B Figures

1. 2D Radiation Pattern

Phi=0°



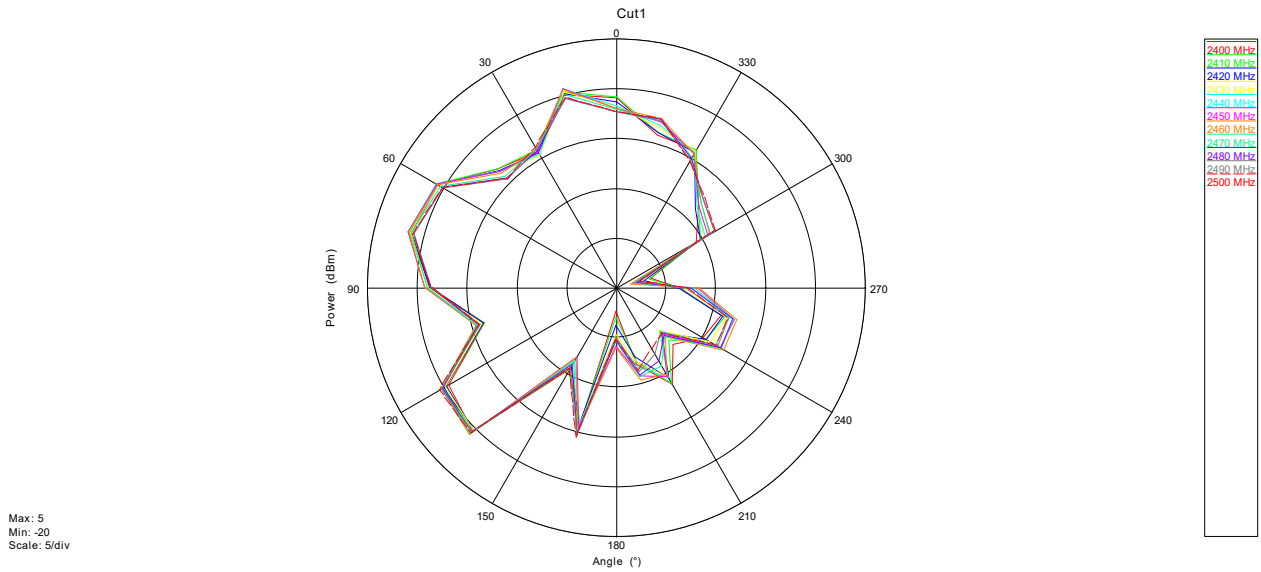
Phi=90°



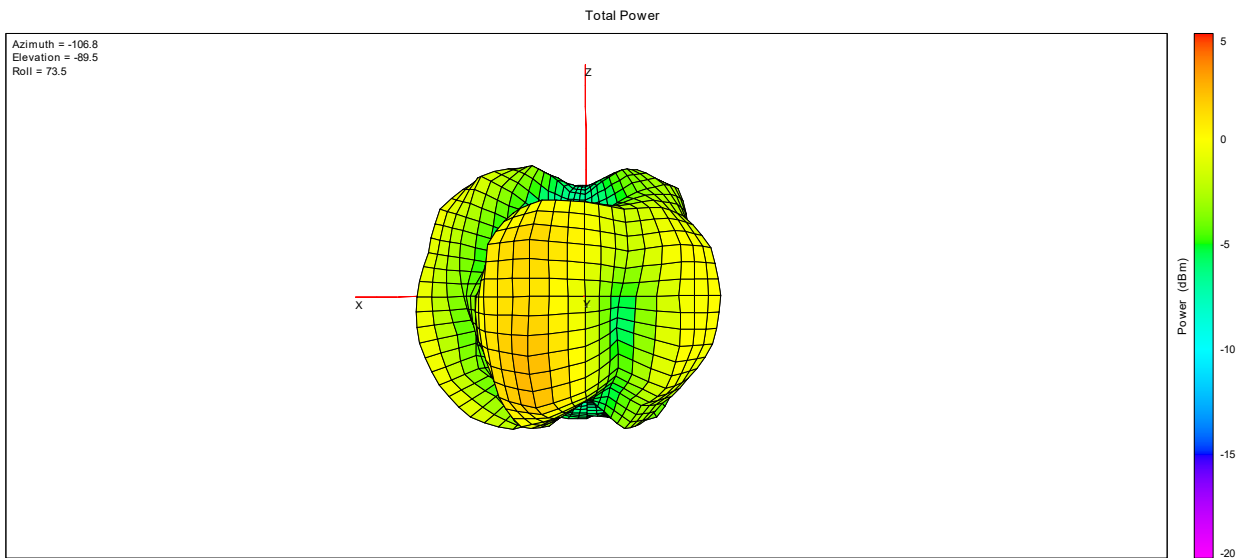


Theta=90°

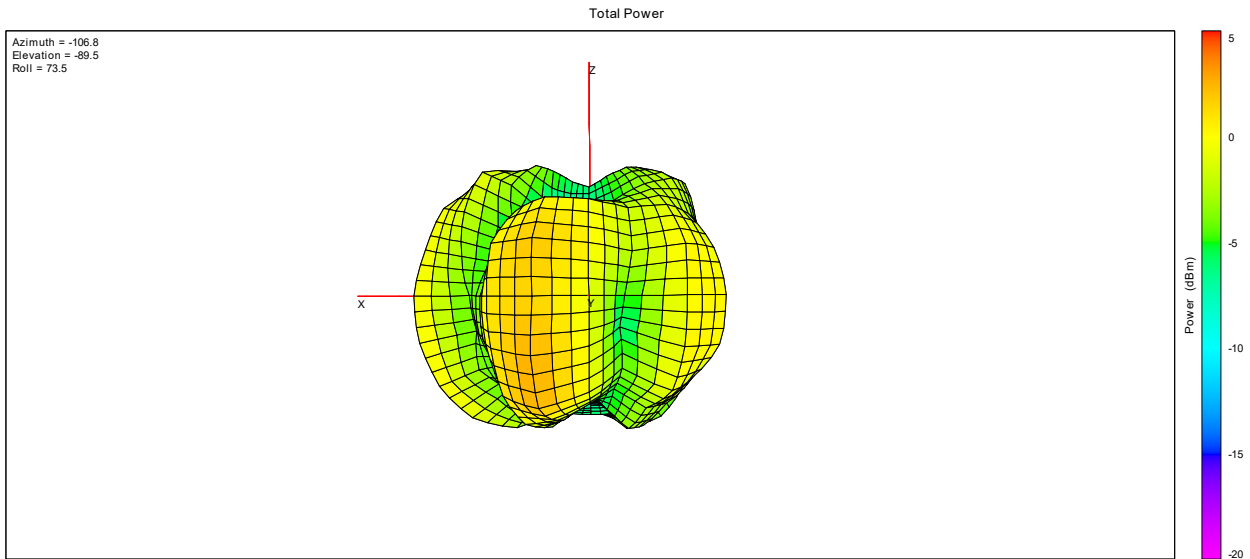
REPORT No.: SZ22110064E05



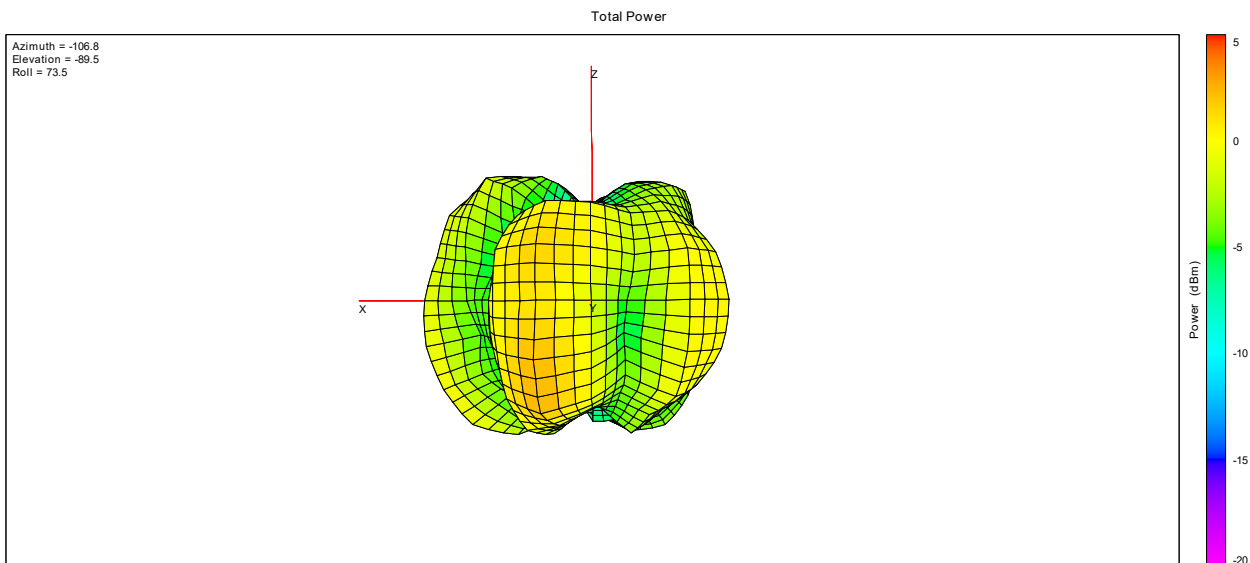
2. 3D Radiation Pattern



2400MHz



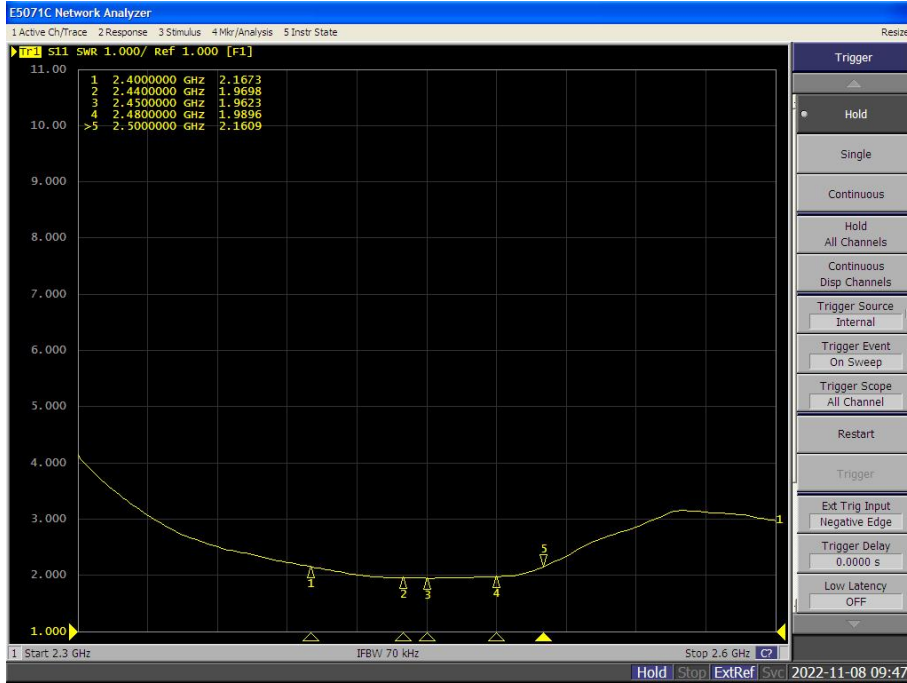
2440MHz



2480MHz




3. VSWR






Annex C Photographs

1. Test environment



2. EUT







Annex D General Information

1.1 Identification of the Responsible Testing Laboratory

Laboratory Name:	Shenzhen Morlab Communications Technology Co., Ltd.
Laboratory Address:	FL1-3, Building A, FeiYang Science Park, No.8 LongChang Road, Block67, BaoAn District, ShenZhen, GuangDong Province, P. R. China
Telephone:	+86 755 36698555
Facsimile:	+86 755 36698525

1.2 Identification of the Responsible Testing Location

Name:	Shenzhen Morlab Communications Technology Co., Ltd.
Address:	FL1-3, Building A, FeiYang Science Park, No.8 LongChang Road, Block67, BaoAn District, ShenZhen, GuangDong Province, P. R. China

1.3 Test Equipments Utilized

No.	Equipement Name	Serial No.	Type	Manufa cturer	Cal.Date	Cal.Due Date
1	Network Analyzer	MY46110140	E5071C	Agilent	2022.07.04	2023.07.03
2	OTA Chamber	TJ2235-Q17 93	AMS-8923-1 50	ETS	2020.01.06	2023.01.05
3	Antenna Measurement System	1685	EMQuest EMQ-100 V 1.13 Build 21267	ETS	N/A	N/A

————— END OF REPORT —————