


正面



Wireless Mouse

Model: 100009056

PRODUCT GUIDE

December 17, 2019_V1

Federal Communication Commission Interference Statement

This equipment has been tested and found to comply with the limits for a Class B digital device, pursuant to Part 15 of the FCC Rules. These limits are designed to provide reasonable protection against harmful interference in a residential installation. This equipment generates, uses and can radiate radio frequency energy and, if not installed and used in accordance with the instructions, may cause harmful interference to radio communications. However, there is no guarantee that interference will not occur in a particular installation. If this equipment does cause harmful interference to radio or television reception, which can be determined by turning the equipment off and on, the user is encouraged to try to correct the interference by one of the following measures:

- Reorient or relocate the receiving antenna.
- Increase the separation between the equipment and receiver.
- Connect the equipment into an outlet on a circuit different from that to which the receiver is connected.
- Consult the dealer or an experienced radio/TV technician for help.

This device complies with Part 15 of the FCC Rules. Operation is subject to the following two conditions: (1) This device may not cause harmful interference, and (2) this device must accept any interference received, including interference that may cause undesired operation.

Radiation Exposure Statement:
The product complies with the FCC portable RF exposure limit set forth for an uncontrolled environment and are safe for intended operation as described in this manual. The further RF exposure reduction can be achieved if the product can be kept as far as possible from the user body or set the device to lower output power if such function is available.

FCC Caution: Any changes or modifications not expressly approved by the party responsible for compliance could void the user's authority to operate this equipment.

Before Use

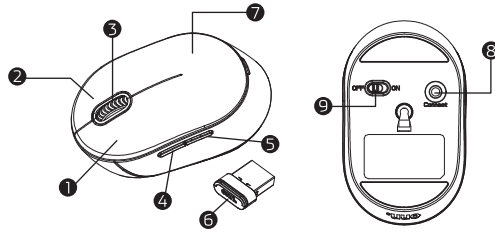
Notes:
All parts have to be unpacked and the packaging material has to be removed completely. Before use, verify the package contents are complete and undamaged.

BATTERY WARNING STATEMENT
Do not mix old and new batteries.
Do not mix alkaline, standard (carbon-zinc), or rechargeable (ni-cad, ni-mh, etc.) batteries.

Walmart Inc.,
Bentonville, AR 72716

反面

Functional Introduction




1. Left button	4. Forward	7. Battery cover
2. Right button	5. Backward	8. Connect button
3. Scrolling wheel	6. Nano receiver	9. OFF/ON switch

Forward
Press this button to view the next page in your Internet browser.

Backward
Press this button to view the previous page in your Internet browser.

Need help?
We're here for you every day from 7 a.m. – 9 p.m. CST.
Give us a call at 1-888-516-2630

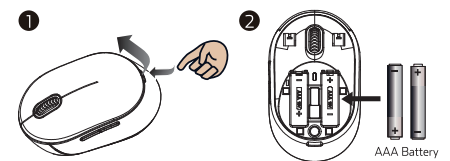
We 'd love to hear from you.
Scan with your Walmart app and let us know what you think.



6 811311308911 5

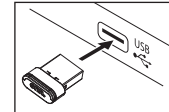
Installing the batteries

Insert the battery with the correct position according to the instruction labeled on the mouse.



Instruction

Plug Nano receiver into USB port on your computer

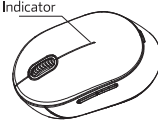


Help with set up

When not working, pair mouse and receiver

1. Re-plug receiver into USB port on computer
2. Press the connect button on mouse (Keep mouse close to receiver)
3. If it does not work after 10 seconds, repeat steps 1 and 2

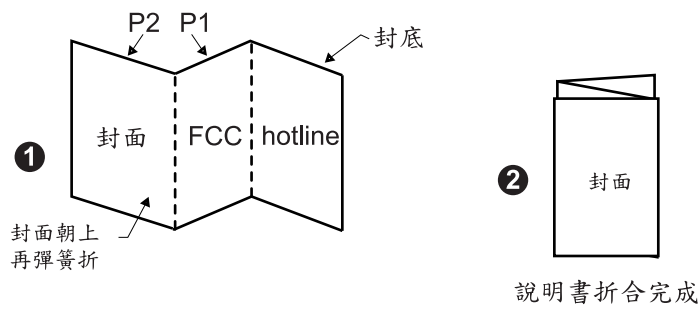
LED Indicator



- Green LED is on for 10 Sec. Power On
- Green LED Blinking for 10 Sec. Low Battery Warning
- Green LED Blinking Pairing (LED OFF when paired or failed after 10 sec.)

折線

折線



Project Name: 100009056(G6R_Wireless Mouse-Greystone) for Walmart USA-ONN Manual_Outline_20191218.ai		
REV. A	印刷順序：印單色，*雙面印刷再彈簧折	PROCESS COLORS
DATE: 2019.12.18	紙 質：雙交紙，70磅	 K
比例1:1 ——— 裁切線 - - - - 折線	尺 寸： 未折合前-寬222.75mm x 長105mm 折合後-寬74.25mm x 長105mm	
簽 核：		製作者：Megan