


正面



折線

Federal Communication Commission Interference Statement

This equipment has been tested and found to comply with the limits for a Class B digital device, pursuant to Part 15 of the FCC Rules. These limits are designed to provide reasonable protection against harmful interference in a residential installation. This equipment generates, uses and can radiate radio frequency energy and, if not installed and used in accordance with the instructions, may cause harmful interference to radio communications. However, there is no guarantee that interference will not occur in a particular installation. If this equipment does cause harmful interference to radio or television reception, which can be determined by turning the equipment off and on, the user is encouraged to try to correct the interference by one of the following measures:

- Reorient or relocate the receiving antenna.
- Increase the separation between the equipment and receiver.
- Connect the equipment into an outlet on a circuit different from that to which the receiver is connected.
- Consult the dealer or an experienced radio/TV technician for help.

This device complies with Part 15 of the FCC Rules. Operation is subject to the following two conditions: (1) This device may not cause harmful interference, and (2) this device must accept any interference received, including interference that may cause undesired operation.

Radiation Exposure Statement:
The product comply with the FCC portable RF exposure limit set forth for an uncontrolled environment and are safe for intended operation as described in this manual. The further RF exposure reduction can be achieved if the product can be kept as far as possible from the user body or set the device to lower output power if such function is available.

FCC Caution: Any changes or modifications not expressly approved by the party responsible for compliance could void the user's authority to operate this equipment.

Walmart Inc.,
Bentonville, AR 72716

折線


Before Use

Notes:
All parts have to be unpacked and the packaging material has to be removed completely. Before use, verify the package contents are complete and undamaged.

BATTERY WARNING STATEMENT
Do not mix old and new batteries.
Do not mix alkaline, standard (carbon-zinc), or rechargeable (ni-cad, ni-mh, etc.) batteries.

Need help?
We're here for you every day from 7 a.m. – 9 p.m. CST.
Give us a call at 1-888-516-2630

We 'd love to hear from you.
Scan with your smartphone camera and let us know what you think.



反面

System Requirements

- * Windows® 7/8/10/11 or later, macOS® 10.5 or later, Android™ Chrome OS™
- * Available USB port on your laptop or computer

What's in the Box

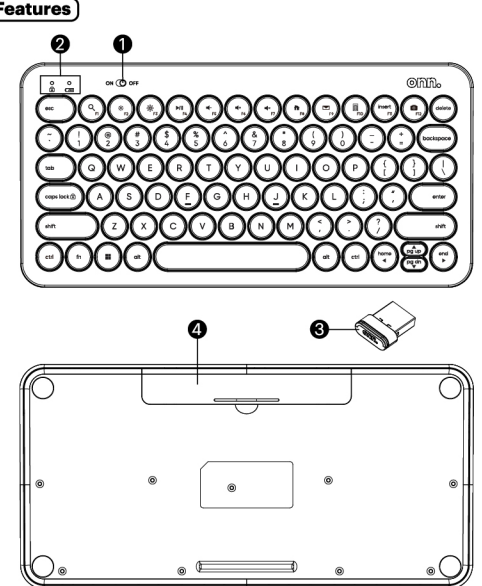
- 1 Wireless Keyboard
- 1 USB nano receiver
- 2 AAA batteries

Specification

- Compact wireless keyboard layout with 78 keys
- 11.5 in L x 5.7 in W x 1 in H (29.3 cm x 14.5 cm x 2.5 cm)
- Windows, MacOS, ChromeOS, Android, iOS compatible
- USB plug and play

折線

Features

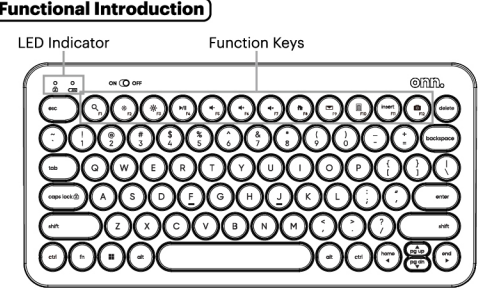


1. ON/OFF switch
2. LED indicator
3. USB nano receiver
4. Battery cover

折線

Functional Introduction

LED Indicator Function Keys



Function Keys

Press F1 – F12 will perform as shortcut function keys below

Q	F1	Open Windows Search
*	F2	Decrease display brightness
*	F3	Increase display brightness
▶/	F4	Play/Pause
◀	F5	Volume down (Voice-)
▶	F6	Volume up (Voice+)
⏏	F7	Mutes (turns off) the device's sound
🏠	F8	Homepage
✉	F9	Default E-mail application
🧮	F10	Windows Calculator
📄	F11	Insert
🖨	F12	Print Screen

LED Indicator

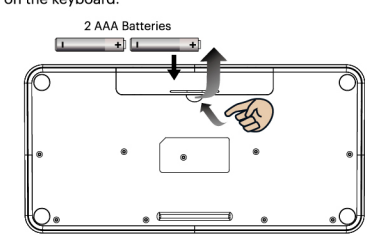
⏻	Caps lock
🔦	LED Indicator

Press and hold Fn + F1 – F12 will perform as standard function keys

折線

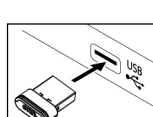
Installing the batteries

Insert the batteries with the correct position according to the instruction labeled on the keyboard.



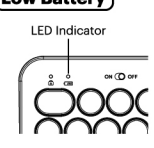
Connection Setup

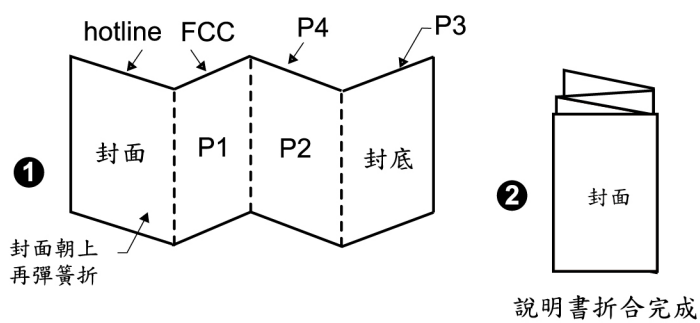
This is a plug and paly wireless keyboard, all you need to do is plug in the USB nano receiver turn on the power and it is ready to go.



Low Battery

LED Indicator If LED starts blinking, it means you need to change battery.





Project Name: 100122491(KG3_Compact Wireless Keyboard) for Walmart USA-onn Manual(QR code)_Outline_20221108.ai

REV. A

印刷順序：印單色，*雙面印刷再彈簧折

PROCESS COLORS

DATE: 2022.11.08

紙 質：雙交紙，70磅



比例1:1

尺 寸：
未折合前-寬297mm x 長105mm
折合後-寬74.25mm x 長105mm

—— 裁切線
- - - - 折線

簽 核：

製作者：Megan