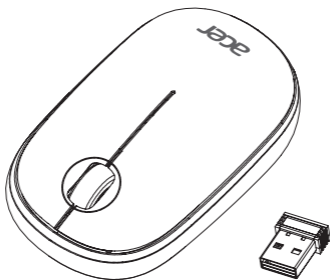


Acer Wireless Mouse w/Nano Receiver

USER'S GUIDE

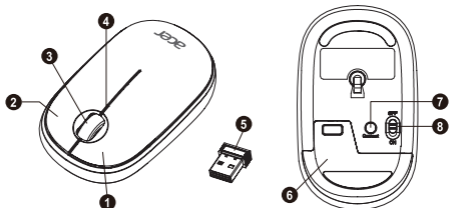
Ver.1.0



AMR100

CAUTION: To use this product properly, please read the user's guide before installing.

Functional Introduction

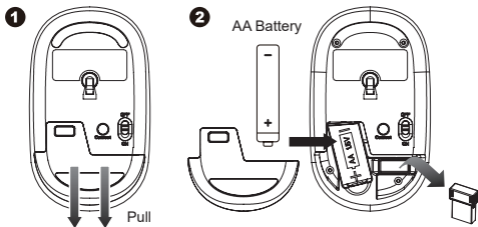


1. Left button
2. Right button
3. Scrolling Wheel
4. LED Indicator
5. Nano Receiver
6. Battery Cover
7. Connect Button
8. OFF / ON Switch

Installing the batteries

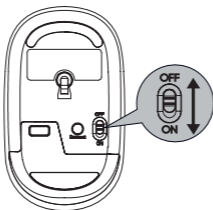
Step 1: Take the battery cover off.

Step 2: Insert the battery as shown inside the battery compartment.



Step 3: Replace the cover.

Step 4: Turn on power switch.



Step 5: If you need to travel with your wireless mouse, made sure you turn off the POWER SWITCH.

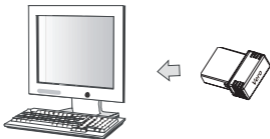
****Warning:**

* Please insert the battery with the correct position according to the instruction labeled on the mouse.

Setup the Connection between the Receiver and the Mouse

1. Insert the battery into the mouse, then follow the step below.
2. In the meantime, to open the battery cover, take the nano receiver out.

3. Plug the Nano receiver into the USB port on your computer.



4. Pairing: Re-plug the receiver into the USB port on your computer, then press the connect button on the mouse. If the mouse does not work after 10 seconds, pair them again. (The receiver has auto pairing function.)
5. The LED indicator on mouse flashes steadily when it is in pairing mode and stops blinking when it is successfully paired with the receiver.
6. When low battery, the battery indicator on the mouse will start to blink.

LED Indicator



*Mouse Indicator

LED is on for 10 sec.

Power ON



LED Blinks for 10 sec.

Low Battery Warning



LED Blinking

During Pairing (LED OFF when paired or failed after 10 sec.)



Federal Communication Commission Interference Statement

This equipment has been tested and found to comply with the limits for a Class B digital device, pursuant to Part 15 of the FCC Rules. These limits are designed to provide reasonable protection against harmful interference in a residential installation. This equipment generates, uses and can radiate radio frequency energy and, if not installed and used in accordance with the instructions, may cause harmful interference to radio communications. However, there is no guarantee that interference will not occur in a particular installation. If this equipment does cause harmful interference to radio or television reception, which can be determined by turning the equipment off and on, the user is encouraged to try to correct the interference by one of the following measures:

- Reorient or relocate the receiving antenna.
- Increase the separation between the equipment and receiver.
- Connect the equipment into an outlet on a circuit different from that to which the receiver is connected.
- Consult the dealer or an experienced radio/TV technician for help.

FCC Caution: Any changes or modifications not expressly approved by the party responsible for compliance could void the user's authority to operate this equipment.

This device complies with Part 15 of the FCC Rules. Operation is subject to the following two conditions: (1) This device may not cause harmful interference, and (2) this device must accept any interference received, including interference that may cause undesired operation.

Radiation Exposure Statement:

The product comply with the FCC portable RF exposure limit set forth for an uncontrolled environment and are safe for intended operation as described in this manual. The further RF exposure reduction can be achieved if the product can be kept as far as possible from the user body or set the device to lower output power if such function is available.



CE declaration of conformity

Hereby, Acer Inc., declares that this Wireless Mouse is in compliance with the essential requirements and other relevant provisions of Radio Equipment Directive 2014/53/EU, and RoHS Directive 2011/65/EU with regard to establishing a framework for the setting of ecodesign requirements for energy-related product.



Abandonment of waste equipment for EU household users

This symbol on the product or on its packaging indicates that the product must not be disposed of with other household waste. When disposing of used devices, it is your responsibility to bring it to a collection point that recycles used electrical and electronic equipment. The separate collection and recycling of used devices at the time of disposal helps to conserve natural resources and ensures that they are recycled in a manner that protects human health and the environment. For more information about recycling points for used devices, please contact your local city office, household waste disposal service, or the shop where you purchased the product.

Declaration of Conformity

We,

Acer Incorporated

8F, 88, Sec. 1, Xintai 5th Rd., Xizhi, New Taipei City 221, Taiwan

And,

Acer Italy s.r.l.

Viale delle Industrie 1/A, 20044 Arese (MI), Italy

Tel: +39-02-939-921, Fax: +39-02 9399-2913

www.acer.it

Product: Acer Wireless Optical Mouse

Trade Name: acer

Model Number: AMR100

We, Acer Incorporated, hereby declare under our sole responsibility that the product described above is in conformity with the relevant Union harmonization legislation: Radio Equipment Directive 2014/53/EU and RoHS Directive 2011/65/EU. The following harmonized standards and/or other relevant standards have been applied:

EN 300 440 V2.1.1: 2017-03

EN 301 489-1 V2.2.3: 2019-11

EN 301 489-3 V2.1.1:2019-03

EN50663: 2017

EN 62479: 2010

EN 62368-1: 2014+A11: 2017


EN IEC 63000:2018

This radio equipment operates with the following frequency bands and maximum radio-frequency power:

Frequency: 2405-2474MHz

Maximum Output Power: 0.44dBm (EIRP)

Year to begin affixing CE marking: 2023.



RU Jan / Sr. Manager
Acer Incorporated (Taipei, Taiwan)

2023/10/20

Date



Acer America Corporation
333 West San Carlos St., Suite 1500
San Jose, CA 95110, U. S. A.
Tel : 254-298-4000
Fax : 254-298-4147
www.acer.com



Federal Communications Commission Declaration of Conformity

This device complies with Part 15 of the FCC Rules. Operation is subject to the following two conditions: (1) this device may not cause harmful interference, and (2) this device must accept any interference received, including interference that may cause undesired operation.

The following local Manufacturer /Importer is responsible for this declaration:

Product:	Acer Wireless Optical Mouse
Model Number:	AMR100
Name of Responsible Party:	Acer America Corporation
Address of Responsible Party:	333 West San Carlos St. Suite 1500 San Jose, CA 95110 U. S. A.
Contact Person:	Acer Representative
Phone No.:	254-298-4000
Fax No.:	254-298-4147