

**Shunde Whirlpool Electrical Appliances Co., Ltd.**  
 TITLE: SCHEMATIC DIAGRAM  
 DWG. NO.: MU-063  
 SCALE: UNIT: A4  
 SHEET OF

DESIGNER: Dd, Xu Lei  
 DATE: July 12, 2001  
 FIRST USE MODEL NO: Venus1 Whirlpool Sensor (GH8185x)  
 ASSEMBLE TO:

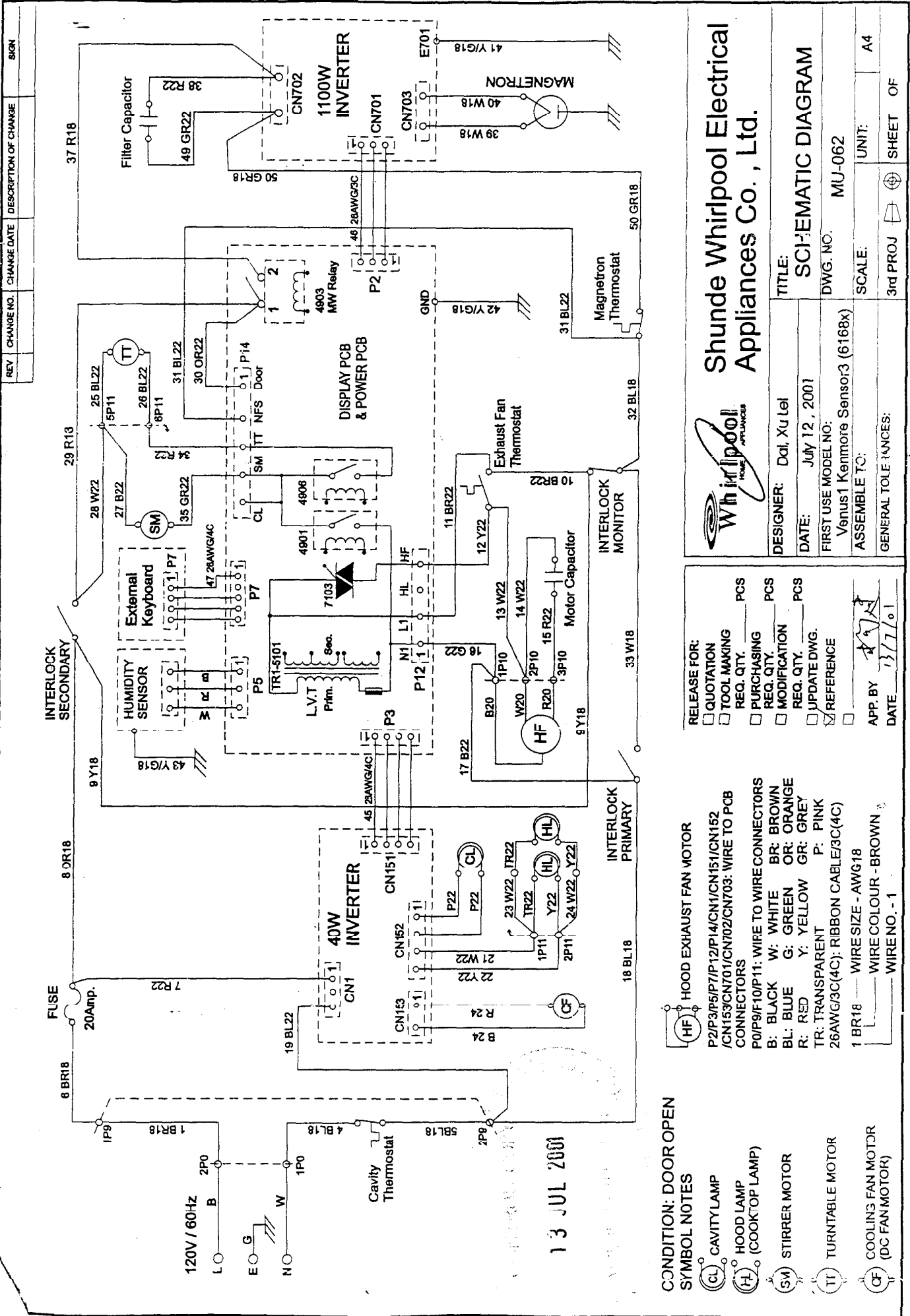
RELEASE FOR:  
 QUOTATION  
 TOOL MAKING  
 REQ. QTY. PCS  
 PURCHASING  
 REQ. QTY. PCS  
 MODIFICATION  
 REQ. QTY. PCS  
 UPDATE DWG.  
 REFERENCE

APY. BY: [Signature]  
 DATE: 13/7/01

CONDITION: DOOR OPEN  
 SYMBOL NOTES  
 (CL) CAVITY LAMP  
 (HL) HOOD LAMP (COOKTOP LAMP)  
 (SM) STIRRER MOTOR  
 (TT) TURNTABLE MOTOR  
 (CF) COOLING FAN MOTOR (DC FAN MOTOR)

(HF) HOOD EXHAUST FAN MOTOR  
 P2/P3/P12/P14/CN1/CN151/CN152/CN153/CN701  
 /CN702/CN703: WIRE TO PCB CONNECTORS  
 P0/P9/P10/P11: WIRE TO WIRE CONNECTORS  
 B: BLACK W: WHITE BR: BROWN  
 BL: BLUE G: GREEN OR: ORANGE  
 R: RED Y: YELLOW GR: GREY  
 TR: TRANSPARENT P: PINK  
 26AWG/3C(4C): RIBBON CABLE/3C(4C)  
 1 BR:8 WIRE SIZE - AWG18  
 WIRE COLOUR - BROWN  
 WIRE NO. - 1

REV	CHANGE NO.	CHANGE DATE	DESCRIPTION OF CHANGE	SIGN



REV	CHANGE NO.	CHANGE DATE	DESCRIPTION OF CHANGE	SIGN

**CONDITION: DOOR OPEN**  
**SYMBOL NOTES**  
 (CL) CAVITY LAMP  
 (HL) HOOD LAMP (COOKTOP LAMP)  
 (SM) STIRRER MOTOR  
 (TT) TURNTABLE MOTOR  
 (CF) COOLING FAN MOTOR (DC FAN MOTOR)

**RELEASE FOR:**  
 QUOTATION  
 TOOL MAKING  
 REG. QTY. PCS  
 PURCHASING  
 REG. QTY. PCS  
 MODIFICATION  
 REG. QTY. PCS  
 UPDATE DWG.  
 REFERENCE

**HOOD EXHAUST FAN MOTOR**  
 P2/P3/P5/P7/P12/P14/CN1/CN151/CN152 /CN153/CN701/CN702/CN703: WIRE TO PCB CONNECTORS  
 P0/P9/P10/P11: WIRE TO WIRE CONNECTORS  
 B: BLACK W: WHITE BR: BROWN  
 BL: BLUE G: GREEN OR: ORANGE  
 R: RED Y: YELLOW GR: GRAY  
 TR: TRANSPARENT P: PINK  
 26AWG/3C(4C): RIBBON CABLE/3C(4C)  
 1 BR18 WIRE SIZE - AWG18  
 WIRE COLOUR - BROWN  
 WIRE NO. - 1

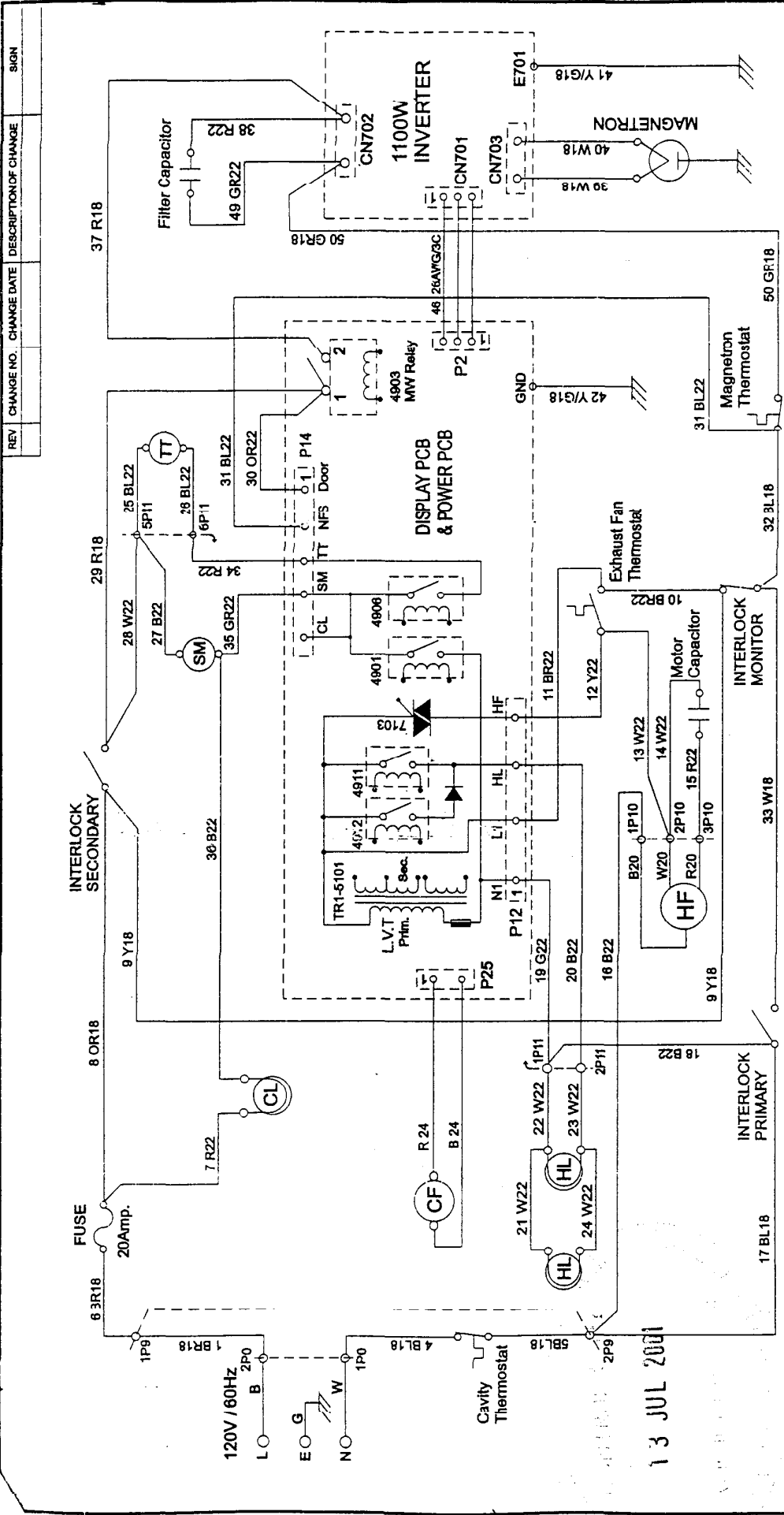
**APP. BY** *[Signature]*  
**DATE** 13/7/01

**DESIGNER:** Dai, Xu Lei  
**DATE:** July 12, 2001  
**FIRST USE MODEL NO.:** Venus1 Kenmore Sensor3 (6168X)  
**ASSEMBLE TO:** MU-062  
**GENERAL TOLERANCES:** 3rd PROJ

**SCALE:** UNIT: A4  
**SHEET** OF

**TITLE:** SCHEMATIC DIAGRAM  
**DWG. NO.:** MU-062

**Whirlpool**  
**Shunde Whirlpool Electrical Appliances Co., Ltd.**  
**DESIGNER:** Dai, Xu Lei  
**DATE:** July 12, 2001  
**FIRST USE MODEL NO.:** Venus1 Kenmore Sensor3 (6168X)  
**ASSEMBLE TO:** MU-062  
**GENERAL TOLERANCES:** 3rd PROJ



# Shunde Whirlpool Electrical Appliances Co., Ltd.

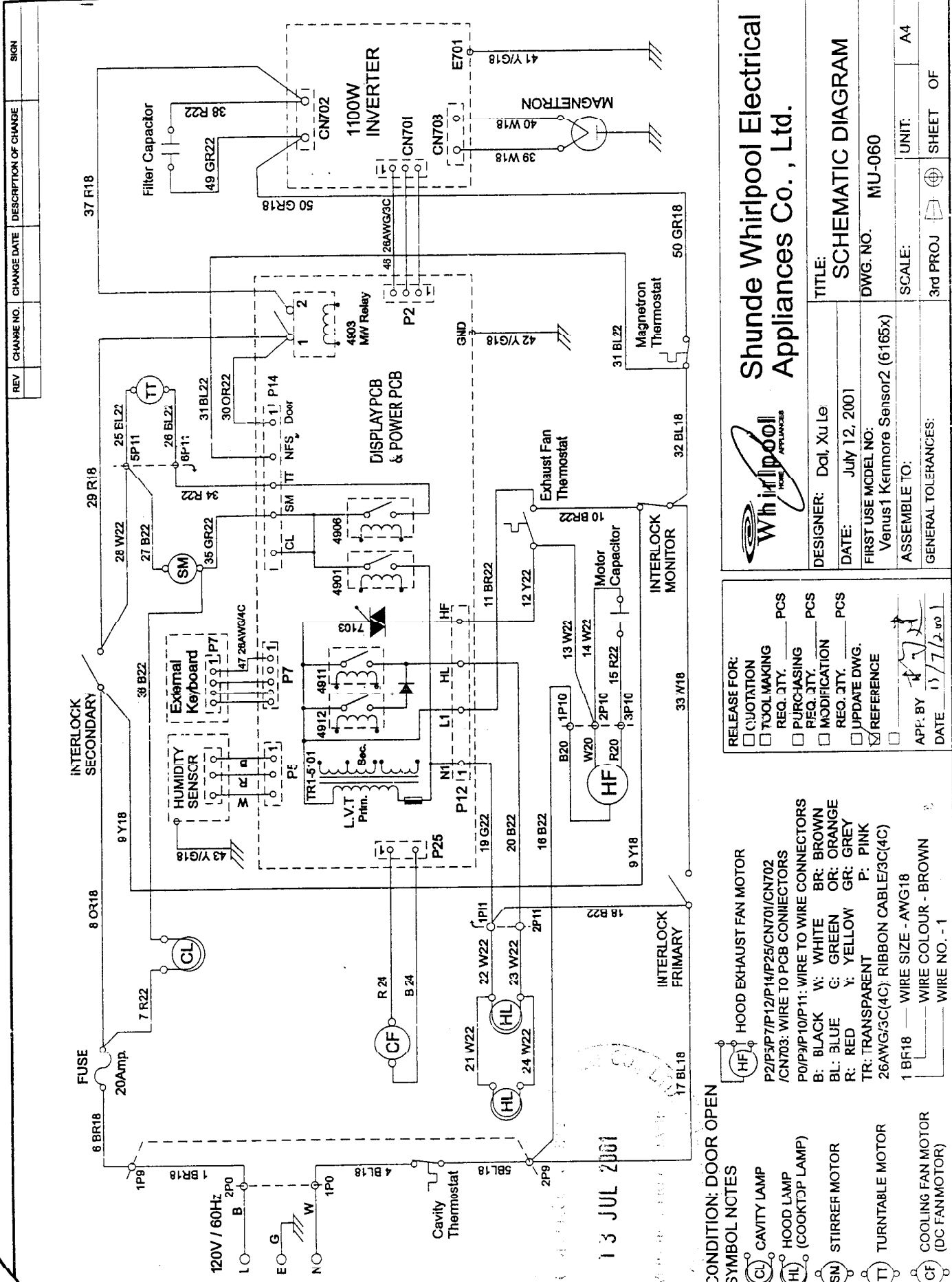


REV	CHANGE NO.	CHANGE DATE	DESCRIPTION OF CHANGE	SIGN
DESIGNER: Dai, Xu Lei			TITLE: SCHEMATIC DIAGRAM	
DATE: JULY 12, 2001			DWG. NO: MU-061	
FIRST USE MODEL NO: Venus1 Whirlpool Mainstream (MH8180X)				
ASSEMBLE TO:			SCALE:	UNIT: A4
GENERAL TOLERANCES:			3rd PROJ	SHEET OF

RELEASE FOR:	<input type="checkbox"/> QUOTATION	<input type="checkbox"/> TOOL MAKING	<input type="checkbox"/> PCS
	<input type="checkbox"/> PURCHASING	<input type="checkbox"/> REQ. QTY.	<input type="checkbox"/> PCS
	<input type="checkbox"/> MODIFICATION	<input type="checkbox"/> REQ. QTY.	<input type="checkbox"/> PCS
	<input type="checkbox"/> UPDATE DWG.	<input type="checkbox"/> REFERENCE	
APP. BY:	DATE: 11/7/01		

- CONDITION: DOOR OPEN
- SYMBOL NOTES
- CAVITY LAMP
  - HOOD LAMP
  - STIRRER MOTOR
  - TURNTABLE MOTOR
  - COOLING FAN MOTOR (DC FAN MOTOR)
  - HOOD EXHAUST FAN MOTOR
- P2/P12/P14/P25/CN701/CN702/CN703: WIRE TO PCB CONNECTORS  
P0/P9/P10/P11: WIRE TO WIRE CONNECTORS  
B: BLACK W: WHITE BR: BROWN  
BL: BLUE G: GREEN OR: ORANGE  
R: RED Y: YELLOW GR: GREY  
TR: TRANSPARENT P: PINK  
26AWG/3C: RIBBON CABLE/3C  
1 BR18 WIRE SIZE - AWG18  
WIRE COLOUR - BROWN  
WIRE NO. - 1

13 JUL 2001



**Shunde Whirlpool Electrical Appliances Co., Ltd.**

**Whirlpool**  
HOME APPLIANCES

**TITLE:** SCHEMATIC DIAGRAM  
**DWG. NO.:** MU-060  
**DESIGNER:** Dai, Xu Le  
**DATE:** July 12, 2001  
**FIRST USE MODEL NO.:** Venus1 Kenmore Sensor2 (6165x)  
**ASSEMBLE TO:** 3rd PROJ  
**SCALE:** UNIT: A4  
**GENERAL TOLERANCES:** SHEET OF

**RELEASE FOR:**  
 QUOTATION  
 TOOL MAKING  
 PURCHASING  
 MODIFICATION  
 UPDATE DWG.  
 REFERENCE

REG. QTY. PCS  
 REG. QTY. PCS  
 REG. QTY. PCS  
 REG. QTY. PCS

APF. BY: [Signature]  
 DATE: 13/7/2001

**CONDITION: DOOR OPEN**

**SYMBOL NOTES**  
 (CL) CAVITY LAMP  
 (HL) HOOD LAMP (COOKTOP LAMP)  
 (SM) STIRREX MOTOR  
 (TT) TURNTABLE MOTOR  
 (CF) COOLING FAN MOTOR (DC FAN MOTOR)

(HF) HOOD EXHAUST FAN MOTOR  
 P2/P5/P7/P12/P14/P25/CN701/CN702 /CN703: WIRE TO PCB CONNECTORS  
 P0/P3/P10/P11: WIRE TO WIRE CONNECTORS  
 B: BLACK W: WHITE BR: BROWN  
 BL: BLUE G: GREEN OR: ORANGE  
 R: RED Y: YELLOW GR: GREY  
 TR: TRANSPARENT  
 26AWG/3C(4C) RIBBON CABLE/3C(4C)  
 1 BR18 — WIRE SIZE - AWG18  
 — WIRE COLOUR - BROWN  
 — WIRE NO. - 1

13 JUL 2001