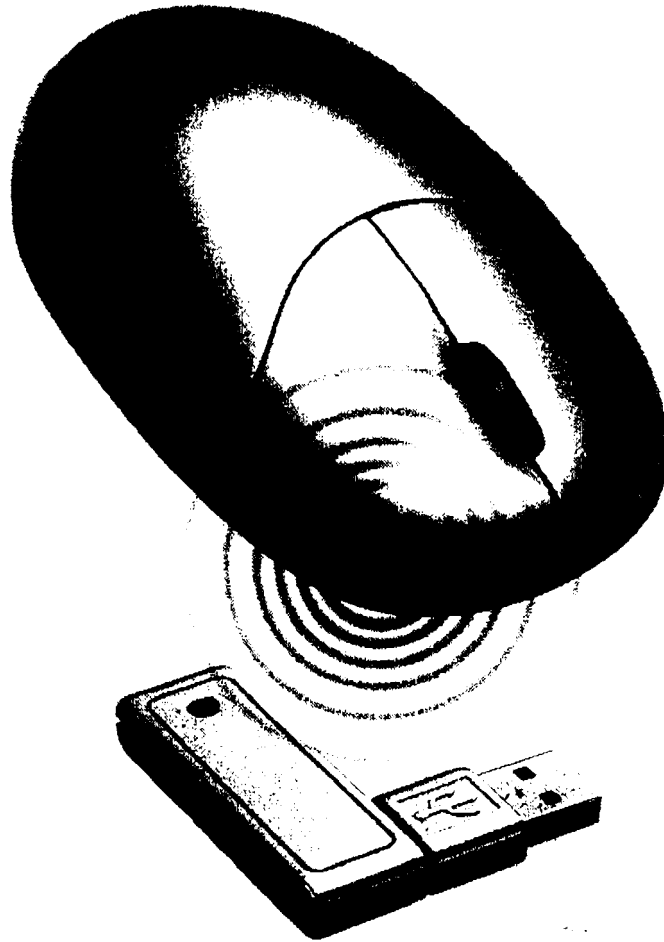


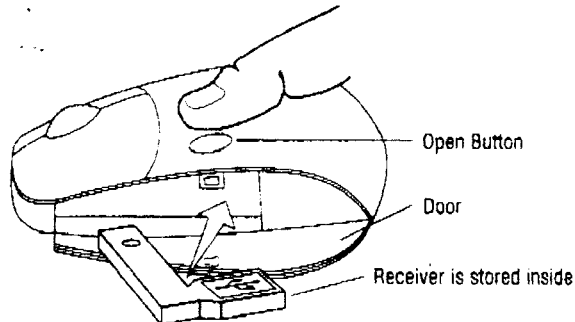
READ FIRST!

KENSINGTON

PocketMouse Pro Wireless



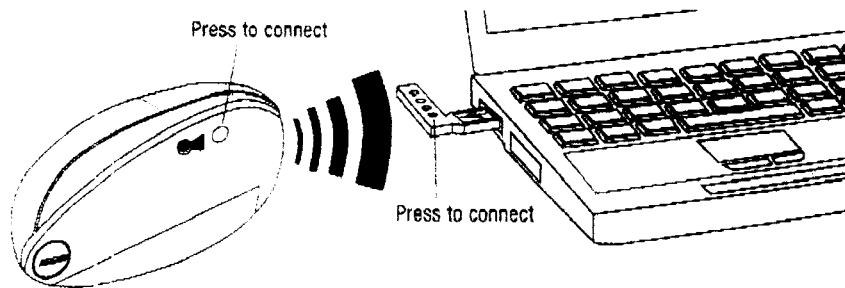
How to use:




To open the storage door, press the button near the top of the mouse. Grasp the USB receiver and gently pull out. Connect the receiver to your USB port. Simply place receiver back in the mouse when not in use.

Connecting your PocketMouse Pro Wireless to USB port

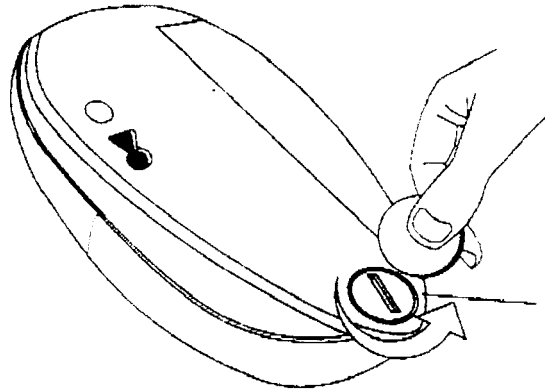
Your PocketMouse Pro has a USB connector, which can work with both PCs and Macintosh[®] computers.



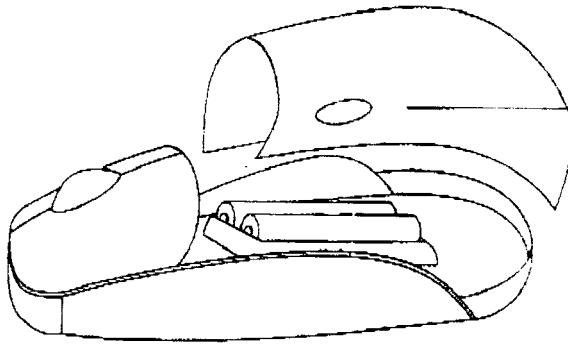
To connect to a	Follow these instructions:
USB port 	Plug the cable into your computer's USB port (or a USB port on a hub connected to your computer). You do not need to turn off your computer before connecting or disconnecting a USB device.

IMPORTANT: Until you install the MouseWorks[®] software, your PocketMouse Pro Wireless may not work as expected. It will work as a basic mouse as soon as you plug it in, but to make the best use of this device, you should install the software. Download it free at: www.kensington.com

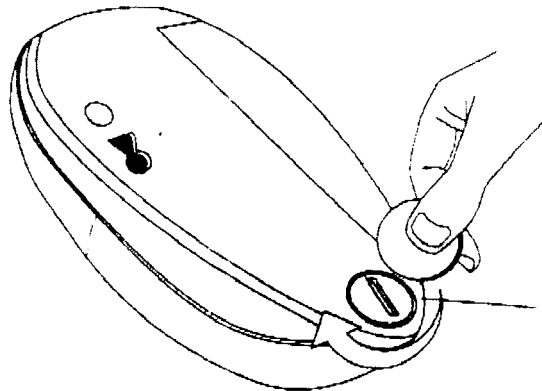
Changing the Batteries



Using a coin unlock the screw on the bottom of the mouse



Remove the top cover of the mouse and place 2 AAA batteries into the battery compartment



Replace top cover of the mouse and using a coin lock the screw on the bottom of the mouse

Two Year Warranty

2-Year Warranty Information

KENSINGTON TECHNOLOGY GROUP, a division of ACCO Brands, Inc. ("KENSINGTON") warrants this PocketMouse Pro Wireless against defects in material and workmanship under normal use and service for two years from the original date of purchase. KENSINGTON, at its option, shall repair or replace the defective unit covered by this warranty.

Please retain the dated sales receipt as evidence of the date of purchase. You will need it for any warranty service.

In order to keep this warranty in effect, the product must have been handled and used as prescribed in the instructions accompanying this warranty. This warranty does not cover any damage due to accident, misuse, abuse, or negligence. This warranty is valid only if the product is used on the computer or system specified on the product box. Please check product box for details, or call Technical Support at 800-535-4242 (USA and Canada only) or a number from the Support by Telephone section of this manual.

Repair or replacement, as provided under this warranty, is your exclusive remedy. KENSINGTON shall not be liable for any incidental or consequential damages. Implied warranties of merchantability and fitness for a particular purpose on this product are limited in duration to the duration of this warranty. Some states/countries do not allow the exclusion or limitation of incidental or consequential damages, so the above limitation or exclusion may not apply to you. Some states/countries do not allow limitations on how long an implied warranty lasts, so the above limitation may not apply to you. This warranty gives you specific legal rights, and you may also have other rights that vary from state to state and country to country.

In order to keep this warranty in effect, the product must have been handled and used as prescribed in the instructions accompanying this warranty. This warranty does not cover any damage due to accident, misuse, abuse, or negligence. This warranty is valid only if the product is used on the computer or system specified on the product box. Please check the product box for details or contact technical support.

Support by telephone

NORTH AMERICA: Technical support is available by telephone Monday through Friday 9 a.m. to 7 p.m., E.S.T. Call toll-free (US and Canada only) 800-535-4242.

EUROPE: In Europe technical support is available by telephone Monday through Friday 09:00 to 21:00, (Central European time). Please call one of these numbers:

Austria	01 790 855 701	Mexico	001-880-535-4242
Belgium	02 275 0684	The Netherlands	053 482 9868
Canada	610-266-9505	Norway	22 70 82 01
Denmark	35 25 87 62	Spain	09 1662 3833
Finland	09 2290 6004	Sweden	08 5792 9009
France	01 7020 0041	Switzerland	01 730 3830
Germany	0211 6579 1159	United Kingdom	0207 949 0119
Ireland	01 601 1163	Portugal	800 831 438
Italy	02 4827 1154	International Toll	+31 53 484 9135

If your country is not listed, please call 610-266-0560 (USA).



**Kensington Technology Group
Acco Brands Inc**

Kensington Technology Group
2000 Alameda de las Pulgas
Second Floor
San Mateo, CA 94403

ACCO Europe PLC
Nepicar House, London Road
Wrotham Heath, Sevenoaks
Kent TN15 7RS,
UNITED KINGDOM

ACCO Canada Inc
5 Precidio Court
Brampton, Ontario
L6S 6B7, CANADA

ACCO Australia
The Lake Business Park
8 Lord Street, Level 2
Bid 8, Botany
N.S.W. 2019, AUSTRALIA

web: www.kensington.com

Sales: info@kensington.com

Tech: tech@kensington.com

This manual is copyright © 2001 Kensington Technology Group, a division of ACCO Brands, Inc.

Any unauthorised copying, duplicating, or other reproduction of the contents hereof is prohibited without written consent from Kensington Technology Group. All rights reserved. Patents pending. For full copyright information, please see the electronic MouseWorks Guide. Kensington is a registered trademark of ACCO World Corporation. Macintosh is a registered trademark of Apple Corporation. All other registered and unregistered trademarks are the sole property of their respective owners.

FCC Statement

NOTE: This equipment has been tested and found to comply with the limits for a Class B Digital Device, pursuant to Part 15 of the FCC rules. These limits are designed to provide reasonable protection against harmful interference in a residential situation.

This equipment generates, uses, and radiates radio frequency energy, and if not installed and used in accordance with the instructions, may cause harmful interference to radio communications. However, there is no guarantee that interference will not occur in a particular installation. If this equipment does cause harmful interference to radio or television reception, which can be determined by turning the equipment off and on, the user is encouraged to try to correct the interference by one or more of the following measures:

- Reorient or relocate the receiving antenna
- Increase the separation between the equipment and the receiver
- Connect the equipment to an AC outlet on a circuit different from the one the receiver is connected to
- Consult the dealer or an experienced radio/TV technician for help



CAUTION: Changes or modifications not expressly approved by Kensington Technology Group, could void the user's authority to operate the equipment.

Where extension cables are used to connect the equipment to the Computer or other Peripheral, shielded cables are required to ensure continued compliance. Connection of the equipment to non FCC compliant devices may result in the equipment no longer meeting FCC requirements.

Declaration of Conformity Compliance Statement for Kensington Pocket Mouse Pro Wireless

This Kensington Input Device complies with Part 15 of the FCC Rules. Operation is subject to two conditions: (1) This device may not cause harmful interference, and, (2) this device must accept any interference received, including interference that may cause undesired operation. As defined in Section 2.909 of the FCC Rules, the responsibility party for this device is: Kensington Technology Group, 2855 Campus Drive, San Mateo, CA 94403, 610-266-0560.

Canadian Department of Communications Compliance

This digital apparatus does not exceed the Class B limits for radio noise emissions from digital apparatuses set out in the Radio Interference regulations of the Canadian Department of Communications.

Cet appareil numérique respecte les limites de bruit radioélectrique aux appareils numériques de Classe B prescrites dans le Règlement sur le brouillage radioélectrique du Ministère des Communications.