

**Dorman Products, Inc.
Test Setup Photographs**

**FCC ID: PQTDORM46
IC: 10735A-DORM46**

**Field Strength of Emissions
Test Setup Photographs**



Test Setup, X Axis, Below 1 GHz




Test Setup, X Axis, Above 1 GHz

**Field Strength of Emissions
Test Setup Photographs**




Test Setup, Y Axis, Below 1 GHz




Test Setup, Y Axis, Above 1 GHz

**Field Strength of Emissions
Test Setup Photographs**



Test Setup, Z Axis, Below 1 GHz



Test Setup, Z Axis, Above 1 GHz

**Field Strength of Emissions
Test Setup Photographs**



Horizontal Antenna Polarization, Below 1 GHz



Vertical Antenna Polarization, Below 1 GHz

**Field Strength of Emissions
Test Setup Photographs**



Horizontal Antenna Polarization, Above 1 GHz



Vertical Antenna Polarization, Above 1 GHz

**Field Strength of Spurious Emissions
Test Setup Photographs**



EUT Configuration

**Field Strength of Spurious Emissions
Test Setup Photographs**



Parallel, 9 kHz to 30 MHz



Perpendicular, 9 kHz to 30 MHz

Field Strength of Spurious Emissions Test Setup Photographs



Horizontal Antenna Polarization, 30 to 200 MHz



Vertical Antenna Polarization, 30 to 200 MHz

**Field Strength of Spurious Emissions
Test Setup Photographs**




Horizontal Antenna Polarization, 200 MHz to 1 GHz



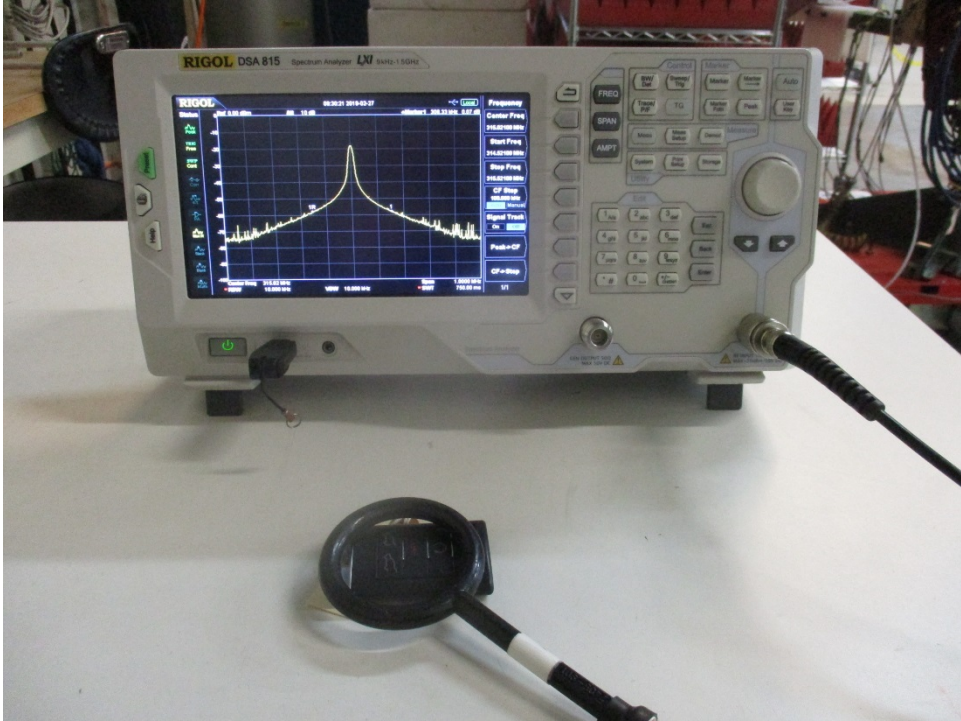
Vertical Antenna Polarization, 200 MHz to 1 GHz

**Duty Cycle Determination
Test Setup Photograph**




Test Setup

Occupied Bandwidth of Emissions Test Setup Photograph



Test Setup

99% Occupied Bandwidth Test Setup Photograph



Test Setup